

Uncertainty Distillation: Teaching Language Models to Express Semantic Confidence

Sophia Hager, David Mueller, Kevin Duh, Nicholas Andrews

Johns Hopkins University

shager2@jh.edu

{dam, noa}@jhu.edu

kevinduh@cs.jhu.edu

Abstract

As large language models (LLMs) are increasingly used for factual question-answering, it becomes more important for LLMs to have the capability to communicate the likelihood that their answer is correct. For these verbalized expressions of uncertainty to be meaningful, they should reflect the error rates at the expressed level of confidence. However, when prompted to express confidence, the error rates of current LLMs are inconsistent with their communicated confidences, highlighting the need for uncertainty quantification methods. Many prior methods calculate *lexical* uncertainty, estimating a model’s confidence in the specific string it generated. In some cases, however, it may be more useful to estimate *semantic* uncertainty, or the model’s confidence in the answer regardless of how it is verbalized. We propose a simple procedure, **uncertainty distillation**, to teach an LLM to verbalize calibrated semantic confidences. Using held-out data to map initial uncertainty estimates to meaningful probabilities, we create examples annotated with verbalized probabilities for supervised fine-tuning. We demonstrate our method yields verbalized confidences that correlate with observed error rates with a small fine-tuned language model as well as with larger instruction-tuned models, and find that our semantic uncertainty correlates well with lexical uncertainty on short answers.

confidences when prompted to do so, with a propensity for being confidently incorrect (Xiong et al., 2024). Furthermore, the elicited confidences may be impacted in unexpected ways by the choice of prompt (Sclar et al., 2023), such as the interpretation of “very confident” being dependent on the wording of the prompt.

There are several other approaches that can be used in lieu of prompting. Models’ token-level probabilities can be used to provide information as a measure of *lexical* uncertainty, which gives information about the likelihood of a generated string. This is often useful; however, the same fact can be expressed in any number of ways—“Berlin’s the capital of Germany” or “The capital of Germany is Berlin!” or “Die Hauptstadt Deutschlands ist Berlin”—all capturing the same meaning (Kuhn et al., 2023). *Semantic* uncertainty is therefore challenging to capture, as token-level probabilities are influenced by the phrasing of an answer just as much as the semantics of the answer itself. This issue is exacerbated in models employing large vocabularies such as multilingual language models, in language models employing byte or character-level tokenization, or when using LLMs that are prone to producing extraneous outputs (Xue et al., 2021; Wang et al., 2024).

1 Introduction

Advances in LLM research have led to instruction-tuned generative models with impressive capabilities on many challenging tasks (OpenAI et al., 2024; Jiang et al., 2023; Dubey et al., 2024). While the flexibility and quality of these models is appealing, they may still hallucinate or give incorrect answers (Rawte et al., 2023; Bai et al., 2024). However, language models do not readily provide an interpretable measure of a model’s likelihood of correctness. LLMs tend to produce poorly-calibrated

We present *uncertainty distillation*, a scheme for fine-tuning a language model to verbalize uncertainty based on its own internal state. Notably, this is an estimate of semantic rather than lexical uncertainty, as the confidence is estimated from its internal representation without using a separate uncertainty quantification model or information from token-level probabilities. At inference time, models trained using uncertainty distillation efficiently generate a well-calibrated and interpretable statement of confidence in their answers, such as “Berlin is the capital of Germany [high con-

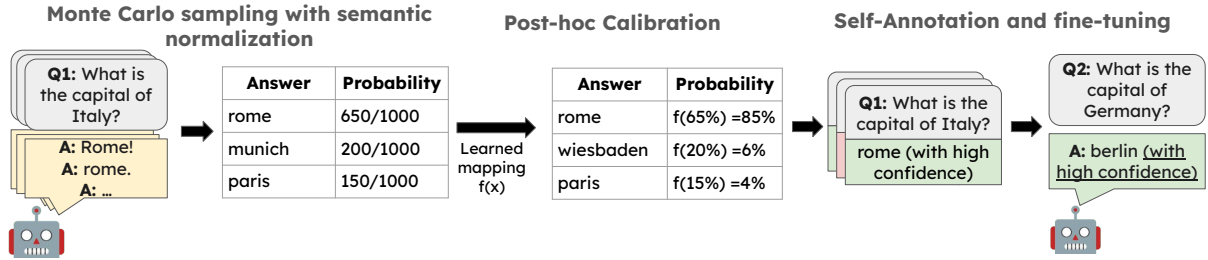


Figure 1: An overview of how our method might be applied to a simple QA example. In **Monte Carlo sampling with semantic normalization**, we sample repeatedly from our language model, and use a normalization function to consolidate answers with the same semantic meaning. By consolidating the counts, we obtain a Monte Carlo estimate of each answer’s probability. In **post-hoc calibration**, we pass this estimate through a learned post-hoc calibration function to better align it with its likelihood of correctness. Finally, in **self-annotation and fine-tuning**, we translate these probabilities to verbalized signifiers and fine-tune a model to output verbalized confidences in addition to the answer.

confidence].”¹ In principle, this approach has several benefits: for instance, semantically equivalent but lexically different predictions can be assigned the same confidence, and a single generation with multiple associated claims can each be assigned different confidences.

Rather than specializing to a specific model or task, *uncertainty distillation* automatically self-annotates any desired QA dataset with the chosen model’s confidence scores, which may then be used to fine-tune that model to produce verbalized confidences. At a high level, our approach consists of three steps: (1) obtaining semantic uncertainty estimates from the model on held-out calibration data; (2) post-hoc calibrating these into meaningful probabilities; and (3) teaching the model via continued training to output verbalized confidences along with its predictions.

Summary of contributions We propose uncertainty distillation, a simple and effective scheme which uses supervised fine-tuning to teach LLMs to output calibrated semantic confidence statements along with predictions. We demonstrate that uncertainty distillation achieves well-calibrated results, both with a single-task fine-tuned model and with instruction-tuned models without initial task-specific training. We compare uncertainty distillation to a powerful lexical uncertainty quantification baseline on simple tasks, and find that we achieve similarly positive results despite operating without lexical uncertainty data at inference time. Finally, we analyze the impact of choices made at different steps of uncertainty distillation, and discuss our

¹The uncertainty could be expressed in a variety of ways, including using special characters or numeric values.

recommendations for using uncertainty distillation in practical applications.

2 Related Work

Linguistic calibration and verbalized confidences Generally, calibration refers to the concept that predicted probabilities should align with the probability of correctness (Guo et al., 2017). Mielke et al. (2022) additionally propose the conception of “linguistic calibration”—that models demonstrate uncertainty or doubt through natural language when they are incorrect, determining this uncertainty by using a predictor to determine the likelihood that an answer is correct and considering that to be the model’s uncertainty. There are significant advantages to verbalizing uncertainty: for one, there is relatively low computational overhead to generate several extra tokens, while using a separate calibration model to estimate confidence and then communicate this information to the user requires more computation at inference time (Yang et al., 2024). Verbalized confidences are also easily interpretable to an average user regardless of experience or background.

Lexical uncertainty quantification Lexical uncertainty quantification metrics using information from token-level probabilities are commonly used and frequently effective (Hu et al., 2023; Malinin and Gales, 2021). These probabilities are easily obtainable, do not require additional inference-time compute to generate, and often provide sufficient information for downstream use cases: e.g. error correction in chain of thought (Yin et al., 2024), hallucination detection (Arteaga et al., 2024), or out-of-distribution data detection (Hendrycks et al., 2020).

However, there are several disadvantages to lexical uncertainty quantification: it relies on model probabilities which may not be well-calibrated (Guo et al., 2017), and is often ineffective on calculating uncertainty of long generations (Zhang et al., 2024). The latter in particular may present problems for end users, as models trained using Reinforcement Learning from Human Feedback (RLHF) may be incentivized to produce long outputs (Singhal et al., 2024). It is therefore important to consider uncertainty quantification methods that do not rely on token-level probabilities to estimate uncertainty.

Semantic uncertainty quantification In contexts where lexical uncertainty falls short, a natural method to obtain verbalized confidences might be to simply prompt a model to output confidences. This would theoretically provide an estimate of uncertainty without explicitly using token-level probabilities to estimate confidence. However, in practice, LLMs tend to overestimate their own confidence, possibly because human annotators tend to prefer texts with fewer markers of uncertainty (Zhou et al., 2024). This, in turn, suggests while simply altering prompts may result in improved confidence estimates (Xiong et al., 2024; Tian et al., 2023), models may be fundamentally limited in their ability to acknowledge uncertainty without further training.

Running multiple steps at inference time may provide a better estimate of semantic probability. Xiong et al. (2024) investigate several inference-time strategies which use multiple steps to estimate model uncertainty, such as sampling several answers on the same question or noting if a model changes its answer when prompted with a misleading alternative. While these methods do lead to improvements in LLM calibration, no single intervention consistently emerges as the most successful, and the authors note there is significant scope for improvement. Kuhn et al. (2023) and Farquhar et al. (2024) more explicitly relate this to semantic uncertainty, and find that sampling m predictions from the model and clustering by semantic equivalence results in a robust measure of semantic uncertainty that compares favorably to lexical uncertainty. A major disadvantage of these sampling-based approaches is their increased computational complexity at inference time, however; for instance, Kuhn et al. (2023) recommend sampling at least 10 outputs per question².

²We compare this approach to our own in Appendix A

3 Method

We propose a simple training recipe, illustrated in Figure 1 and described below, to allow a language model to express confidences that correlate with expected error rates on held-out data.

3.1 Monte Carlo sampling with semantic normalization

Assuming input x and output y , we are looking to find $P(y \in Y_{equivalent} | x)$, the model’s likelihood of producing this answer or one that is semantically equivalent; however, this would require marginalization over an infinite set of strings Y . To make this a tractable problem, we use a Monte Carlo approximation, where our estimate of the models’ predictive distribution improves with N , at the expense of additional computational cost. Note however that we do not assume this quantity is a meaningful probability out-of-the-box due to potential overfitting or underfitting of the base model. To diagnose potential miscalibration of the base model as well as correct for it, we may use held-out calibration data that was not seen during training.³

In more detail, to fit a post-hoc calibrator, we need a supervised dataset of datapoints not seen at training time $\{X^{cal}, Y^{cal}\}$. For each example $x \in X^{cal}$ we sample N candidate answers $\{\hat{y}_i\}_{i=1}^N \sim P_\theta(Y | X = x)$ from a model’s predictive distribution⁴. Before calculating the relative frequency of strings, we apply a normalization function (or set of normalization functions) to consolidate semantically similar outputs. In the short-form QA tasks we consider in §4, we use the simple normalization function of removing punctuation and standardizing capitalization, but for more complex questions other approaches may be required (Huang et al., 2024). For example, Kuhn et al. (2023) use natural language inference to cluster semantically equivalent answers and Tian et al. (2023) use an LLM as a judge of correctness. After consolidating similar events, the relative frequency f of these events is a measure of the LLM’s uncertainty in those events, although this may not be a well-calibrated probability.

and find that the additional computation does not consistently outperform uncertainty distillation.

³We examine the efficacy of our method when this assumption does not hold true in §6.1.

⁴This model may have been fine-tuned on the specific task as in §4.1 or instruction-tuned as in §4.2.

3.2 Post-hoc calibration

In general, neural networks are prone to miscalibration, even when trained using proper losses such as the cross-entropy or log-loss. A common remedy is to apply *post-hoc* calibration methods, which usually involve some form of regression on the predicted scores to transform them into meaningful probabilities. Two common options are isotonic regression and Platt scaling (sometimes called temperature scaling) (Guo et al., 2017). Our approach uses a model’s predictions on $\{X^{\text{cal}}, Y^{\text{cal}}\}$ to diagnose and mitigate badly-calibrated initial model probabilities. We fit an isotonic regression model⁵ on our calibration set by comparing the predicted scores to observed labels.⁶ We compare each prediction \hat{y} with score f to observed events y . This yields a calibration map $c : \mathbb{R} \rightarrow [0, 1]$ we apply to the relative frequencies of events from samples in the previous step to yield probabilities.

3.3 Self-annotation and fine-tuning

We compute the calibrated probability $p = c(f)$ associated with each prediction in the held-out calibration data, and choose a mapping into discrete confidence bins. Several options are possible for this binning function b , including adaptive schemes as well as uniform schemes, the number of bins B , and so on. In this paper, we focus on a simple fixed-width scheme with 5 bins. Let \hat{Y} denote the set of all predictions on X^{cal} , and, if the model was previously fine-tuned on a supervised training set X^{train} , we include predictions on X^{train} . We deterministically transform each prediction and calibrated confidence into a training example for a round of supervised fine-tuning by verbalizing the corresponding bin in the answer. For example, the fifth of five bins may correspond to “very high confidence.” The token sequences chosen to encode each bin are arbitrary; for easy interpretability, we use short descriptors in this paper, namely “very low confidence,” “low confidence,” “medium confidence,” “high confidence,” and “very high confidence.”

In our scheme, we simply append the verbalized confidence to all answers. For instance, if the model generates 900 correct answers and 100 incorrect answers, there are two available data points that could potentially be added to the dataset:

<correct answer> (with very high

confidence)

<incorrect answer> (with very low confidence)

While correct answers should always be added as training data, appending the confidence scores to *incorrect* answers may improve the model’s ability to correctly verbalize its own confidence. However, it may also decrease the accuracy of the QA model. We introduce a hyperparameter to control the number of incorrect answers added to the training data. In §6.4, we further discuss the impact of this hyperparameter.

Starting from the sampled model, we perform supervised fine-tuning on these self-annotated targets with verbalized confidences to estimate a second model capable of verbalizing its confidence. If training an instruction-tuned model, we append “Additionally state how confident you are in your answer.” to the preexisting instruction. At inference time, we obtain predictions *and verbalized confidences* from this new model on held-out test data. We remark that our model incurs little additional cost at inference time, as opposed to other confidence elicitation methods which require inference-time sampling (Farquhar et al., 2024; Xiong et al., 2024).

4 Experimental Setup

We examine the efficacy of uncertainty distillation in two settings, with consistent metrics and baseline. In the first, we consider uncertainty quantification on a model that has been fine-tuned to perform a single task. In the second, we consider a multi-task instruction-tuned model on a set of unseen QA tasks, and examine whether our method can achieve reasonable estimates of uncertainty without the model first being fine-tuned on those tasks.

4.1 Supervised fine-tuning experiment

Dataset We perform these experiments using the SQuAD benchmark (Rajpurkar, 2016). This is a machine-reading task where each question consists of a passage of text and one or more associated questions, each of which is answerable based on the text itself. As the test set has not been publicly released, we use the splits proposed by Du et al. (2017), which divides the publicly available available training and validation splits into train, test, and validation splits. We consider the first 60,000 examples in the training set to be training data, and the remainder to be our calibration set.

⁵Implemented using `scikit-learn 1.5.2`

⁶We discuss the effect this has in §6.3.

Model We apply uncertainty distillation to T5-base (Raffel et al., 2020) finetuned on a portion of SQUAD. Using a comparatively old and small model ensures that there will be model uncertainty on a reasonably simple dataset like SQUAD. We use defaults for most hyperparameters; in §6, we discuss how uncertainty distillation is impacted by various method-specific hyperparameters.

4.2 Instruction tuning experiment

Dataset While it is useful to be able to accurately extract confidences from a task-specific language model, in practice modern LLMs are rarely finetuned to any specific task. Instead, they are trained to follow instructions such that, in theory, they can perform any task that can be specified in natural language without having necessarily seen that task during training. Thus, it is important that our method can teach a language model to correctly verbalize confidences for a previously unseen task.

To evaluate this, we leverage the Super-NaturalInstructions dataset (SNI; Wang et al., 2022). We select 15 English Q&A tasks with short-form answers. We focus on Q&A tasks for which a single correct answer exists (e.g. multiple choice problems, short-form span extraction, math problems, etc.) and thus for which correctness of a model’s prediction can reliably and efficiently be computed after normalizing lexical forms without resorting to methods such as LLM verification.

Model We instruction-tune a T5-Large model on a remaining subset of the English tasks in the SNI dataset, making sure to explicitly hold out the 15 tasks we use in our uncertainty distillation experiments. The result is an instruction-tuned model which we refer to as Instruct-T5, capable of performing our target Q&A tasks without having seen these tasks during training. In other words, the samples we obtain from this model do not require Instruct-T5 to be pre-trained on that specific task. See Appendix C for more details on our data selection and instruction-tuning. We train and evaluate uncertainty distillation on the combined dataset of these tasks and report the performance over the metrics described in §4.3.

4.3 Metrics

We report the area under the receiver operating characteristic curve (AUROC),⁷ which represents the probability that a randomly chosen correct answer

⁷Calculated using scikit-learn 1.5.2

will be in a higher-confidence bin than a randomly chosen incorrect answer. This metric is well established in previous literature (see e.g., Hu et al. (2023)), and compares the relative rather than absolute probabilities, which allows us to use it effectively with discrete verbalized confidences. We plot the percentage of accurate answers in each bin to demonstrate that our model’s predictions correspond well with accuracy. We also report overall model accuracy, to evaluate the tradeoff between accuracy and calibration. Finally, we report accuracy of high-confidence predictions (in “very high” and “high” bins). As an established use-case for verbalized confidences is to reject lower-confidence predictions, this provides information about how useful the LLM’s predictions are.⁸

4.4 Baseline

As our tasks are relatively short (with an average of fewer than five tokens in an answer), we report a lexical baseline to compare to our semantic method.⁹ We extract token-level probabilities from the language model on our training and calibration splits and use this to train an isotonic regression model to calibrate the average token-level probability for each answer.¹⁰ We find that using this calibrator to map the average calibrated token probability of our test set to a confidence bin (e.g. 90% to “high confidence”) is successful on our tasks, allowing us to compare our semantic method to a strong baseline.

5 Results and discussion

Figure 2 shows our results comparing uncertainty distillation to the lexical uncertainty baseline in terms of average accuracies in each confidence bin. In plots like this, the goal is to observe a diagonal trend line where outputs reported to have high confidence indeed have high accuracy, and those in the low confidence bins have lower accuracy. In the

⁸We do not report Expected Calibration Error (ECE) (Nixon et al., 2019), as it requires comparing a continuous score to the prediction’s true label, while we have five discrete bins without an obvious corresponding numerical score. Furthermore, it requires the choice of several hyperparameters which can have a large impact on performance.

⁹In Appendix A, we also experiment with another baseline based on semantic clustering (Kuhn et al., 2023). As it requires sampling 20 answers at inference time, we do not compare it here to methods that generate a single answer. Despite that, we find that it fails to replicate our performance.

¹⁰We use the average probability rather than the sequence probability to normalize over different lengths, as Kuhn et al. (2023) find this improves performance.

MODEL	METHOD	AUROC	OVERALL ACCURACY	HIGH ACCURACY
T5-BASE	UNCERTAINTY DISTILLATION	0.805	0.711	0.852
	LEXICAL BASELINE	0.771	0.811	0.865
INSTRUCT-T5	UNCERTAINTY DISTILLATION	0.751	0.449	0.839
	LEXICAL BASELINE	0.667	0.387	0.754

Table 1: AUROC and accuracy metrics for T5-base, trained on SQUAD, and Instruct-T5, trained on a combination of factual QA tasks. We find that models trained with uncertainty distillation match or outperform lexical uncertainty in verbalizing confidences on SQUAD-T5 and Instruct-T5.

SQUAD experiment, we find that both uncertainty distillation and the lexical baseline fit the diagonal trend very well, showing that the methods work as intended. In the SNI experiment, the diagonal trend also holds up reasonably well, with minor exceptions at the very high/low bins.

Table 1 summarizes these plots in terms of AUROC score. Our uncertainty distillation achieves AUROC of 0.805 in the T5-base SQUAD experiment, slightly outperforming lexical baseline’s AUROC of 0.771. In the Instruct-T5 SNI experiment, uncertainty distillation achieves 0.771 AUROC compared to 0.667 from lexical baseline. We conclude that uncertainty distillation is an effective alternative to the lexical baseline, even on short-form tasks where lexical uncertainty can be expected to perform well. The advantage of uncertainty distillation in practice is that the language model is able to accurately communicate *its own* uncertainty without relying on separate models or output token probabilities, matching the lexical baseline without using the same mechanism or inputs. We find that the verbalized confidences produced by uncertainty distillation are highly *interpretable*, with high correspondence between accuracy of answers within a bin and that bins confidence.

The table also reports the accuracy of the highest confidence bin and the overall accuracy across all bins. While AUROC is the main metric for assessing calibration performance, accuracy is also useful for understanding the nuances of the result. Note that overall accuracy of T5-base on SQUAD dropped from 0.811 to 0.711 after performing uncertainty distillation; on the other hand, overall accuracy of Instruct-T5 on SNI rose from 0.387 to 0.449. Some changes in model accuracy are expected due to the fine-tuning step described in §3.3; we discuss the potential tradeoffs between accuracy and calibration further in §7.

In more detail, for the SNI QA tasks we find that uncertainty distillation results in underconfidence in the lowest bin– the accuracy in the “very low”

bin is higher than the ideal range for that bin (between 0 and 20% accuracy). This is likely due to the additional fine-tuning performed in uncertainty distillation. As Instruct-T5 has not been trained on the tasks before sampling, additional fine-tuning improves its performance on these tasks (as can be seen the increased overall accuracy). The model is more likely to get an answer right after fine-tuning, but the annotations do not reflect that change, resulting in underconfidence in those bins. Conversely, the lexical baseline is overconfident in the highest bin, with the accuracy falling well under the ideal range (between 80% and 100% accuracy). This may indicate that token probabilities are a less reliable measure of uncertainty when the language model has not been previously trained on in-distribution training data.

6 Analysis

6.1 Assumption of calibration set

In §3, we assume that we have access to held-out calibration data. However, due to the opacity and size of pretraining datasets, it is increasingly challenging to guarantee that this assumption holds. We test our method on FLAN-T5 (Chung et al., 2022), an instruction-tuned model trained on a dataset containing our tasks. Importantly, we not only verify that Flan-T5 has been instruction-tuned on our tasks, but has seen samples from the *calibration set* of our test tasks. This allows us to investigate the effect of data contamination on *calibration of verbalized confidences*.

We report our results in Table 2. We find that while uncertainty distillation still produces meaningful confidence bins, it no longer outperforms lexical uncertainty. We conclude that our method works in the absence of this assumption, but not as effectively as token-level probabilities, which are likely well-calibrated due to the model’s previous training on these examples. We discuss results for FLAN-T5 further in §6.3 and §6.4, and find that

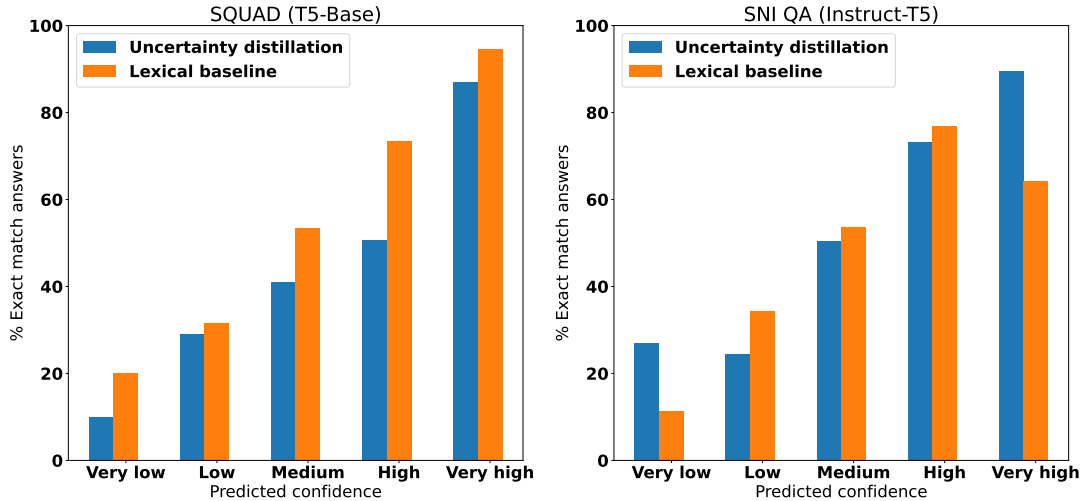


Figure 2: Average accuracy within each confidence bin for our main experiments. We find that our confidence bins are relatively reasonable, with low-confidence bins containing a low proportion of correct answers and high-confidence bins containing a high proportion.

MODEL	METHOD	AUROC	OVERALL ACCURACY	HIGH ACCURACY
FLAN-T5	UNCERTAINTY DISTILLATION	0.873	0.614	0.875
	LEXICAL BASELINE	0.892	0.657	0.912

Table 2: AUROC and accuracy metrics when using FLAN-T5, which does not have an unseen calibration set. We find that our semantic uncertainty method performs equivalently to a lexical uncertainty method on FLAN-T5.

its behavior differs significantly from results on models where we have an unseen calibration set.

6.2 Number of samples

Our Monte Carlo estimation of probability requires sampling repeatedly from a model before normalizing and calculating probability. In Figure 3, we show that the number of samples used to estimate the initial probabilities has a significant impact if chosen to be too low; however, there are diminishing returns as the number of samples increases. We choose to use 1,000 samples in all of our experiments, as more than that is unlikely to achieve anything but marginal improvement.

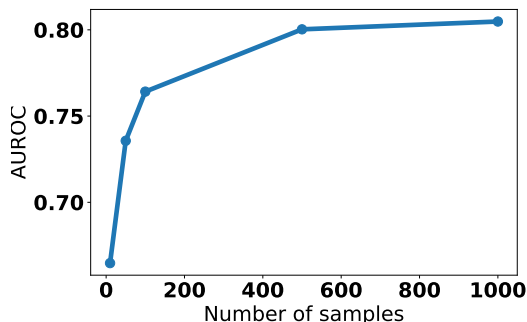


Figure 3: Curve showing the AUROC as a function of number of samples on the SQUAD dataset.

6.3 Ablation of post-hoc calibration

If the model’s initial predictions are poorly calibrated, the post-hoc calibration step should help to better align probabilities in the training data with the true likelihood of success. In Table 3, we show the results of models trained with and without this post-hoc calibration step. We find no apparent benefit of post-hoc calibration for T5-base or Instruct-T5. These models are already well-calibrated on their respective domains (see Appendix B), and thus the post-hoc calibration step does not have a significant impact; had the model probabilities been worse-calibrated, the post-hoc calibration step would have increased importance. In the case of FLAN-T5, post-hoc calibration decreases AUROC. Notably, FLAN-T5 does not have unseen calibration data, while Instruct-T5 and T5-base are both trained excluding calibration data. This suggests that in cases when unseen calibration data cannot be obtained, uncertainty distillation may be more effective without the post-hoc calibration step.

6.4 Adding incorrect examples

While adding incorrect examples into the training data has the potential to provide more examples at different levels of confidences, it also is likely

MODEL	WITH POST-HOC	NO POST-HOC
T5-BASE	0.804	0.800
INSTRUCT-T5	0.751	0.751
FLAN-T5	0.873	0.883

Table 3: AUROC of models with and without post-hoc calibration at training time. We find that there is no notable performance increase on these datasets with post-hoc calibration.

to increase the likelihood that a model generates an incorrect answer. To demonstrate this effect, in Table 4, we show the AUROC and accuracy for models trained with different amounts of incorrect samples. For T5-base and Instruct-T5, we find that adding only two incorrect samples per correct sample dramatically increases AUROC while decreasing accuracy. While this would seem to indicate a fundamental tradeoff between accuracy and calibration, we find that the same is not as obviously true for FLAN-T5; while the accuracy may decrease and AUROC may increase, the effects are not as significant as they are for T5-base or Instruct-T5. One possible interpretation of this is that its predictions are shaped by the fact that the data was included in its instruction-tuning corpus, leading to less dramatic shifts when trained.

While adding incorrect samples may improve AUROC, it the number of training examples by a factor of the number of incorrect examples added (e.g. a training set with 100 examples would train on 100 augmented answers with 0 incorrect examples added, 200 augmented answers with one incorrect example added, etc.) This leads to increased compute at training time. For this reason, in addition to the decreased accuracy, we recommend adding a low number of incorrect examples to the training dataset, and in our experiments limit to two incorrect answers per question.

7 Conclusion

Findings We find considerable evidence that using uncertainty distillation to verbalize semantic uncertainty can perform comparably to or better than lexical uncertainty in QA tasks, despite operating using an entirely different mechanism. We demonstrate that our method is successful in all three settings we test it in— a small fine-tuned model, a large instruction-tuned model with unseen data, and an instruction-tuned model calibrated with information in its instruction-tuning set. We also find that in cases where the initial model has not

	0	1	2	3
T5-BASE				
AUROC	0.707	-	0.805	-
ACCURACY	0.791	-	0.711	-
INSTRUCT-T5				
AUROC	0.723	-	0.751	-
ACCURACY	0.529	-	0.449	-
FLAN-T5				
AUROC	0.868	0.876	0.873	0.883
ACCURACY	0.609	0.620	0.614	0.611

Table 4: AUROC of models trained with varying numbers of incorrect examples allowed per question. There is a general trend towards increasing AUROC and decreasing accuracy when incorrect examples are included, although this is less pronounced for FLAN-T5. FLAN-T5 displays only a slight version of this trend; we evaluate over more points to demonstrate that, while slight, the same phenomenon occurs.

been tuned on the specific task before uncertainty quantification methods are used, the lexical uncertainty baseline tends towards overconfidence, while uncertainty distillation tends to be underconfident.

One high-level takeaway is that there appears to be a tradeoff between an LLM’s ability to predict its own confidence and overall model accuracy. In our experiments, interventions that improve AUROC decrease accuracy and vice versa. While some amount of this may be remedied by increased hyperparameter tuning or small operations, it is also plausible that there are some fundamental tradeoffs.

Future work In this work, we demonstrate that uncertainty distillation exhibits strong performance comparable to a lexical baseline only on tasks where the lexical method succeeds. Future work should examine its effectiveness in cases where a lexical baseline fails. We focus on strings that are quickly and easily normalized with preprocessing functions, but our method could easily be applied to tasks outside simple QA through the use of LLM verifiers to calculate binary correctness. Future work may also investigate the robustness of the model’s internal representation of uncertainty to domain shifts, particularly in the case of multi-task generalization—do the confidence scores remain interpretable and well-calibrated on similar unseen tasks without further training?

Limitations

While we anticipate that increasing model size would only increase our method’s efficacy, we do not test on models larger than T5-large, both for computational reasons and because we cannot ascertain which data is in training sets for many larger models. We also run on relatively simple QA tasks, where computing uncertainty is comparatively straightforward. Our method is also not infallible, with imperfect accuracies in high-confidence bins— incorrect high confidence predictions may present a small risk of prompting users to trust predictions more than they otherwise would have.

References

- Gabriel Y. Artega, Thomas B. Schön, and Nicolas Pielawski. 2024. [Hallucination detection in LLMs: Fast and memory-efficient finetuned models](#). In *Northern Lights Deep Learning Conference 2025*.
- Zechen Bai, Pichao Wang, Tianjun Xiao, Tong He, Zongbo Han, Zheng Zhang, and Mike Zheng Shou. 2024. [Hallucination of multimodal large language models: A survey](#). *ArXiv*, abs/2404.18930.
- Hyung Won Chung, Le Hou, Shayne Longpre, Barret Zoph, Yi Tay, William Fedus, Yunxuan Li, Xuezhi Wang, Mostafa Dehghani, Siddhartha Brahma, Albert Webson, Shixiang Shane Gu, Zhuyun Dai, Mirac Suzgun, Xinyun Chen, Aakanksha Chowdhery, Alex Castro-Ros, Marie Pellat, Kevin Robinson, and 16 others. 2022. [Scaling instruction-finetuned language models](#). *Preprint*, arXiv:2210.11416.
- Xinya Du, Junru Shao, and Claire Cardie. 2017. [Learning to ask: Neural question generation for reading comprehension](#). *CoRR*, abs/1705.00106.
- Abhimanyu Dubey, Abhinav Jauhri, Abhinav Pandey, Abhishek Kadian, Ahmad Al-Dahle, Aiesha Letman, Akhil Mathur, Alan Schelten, Amy Yang, Angela Fan, Anirudh Goyal, Anthony Hartshorn, Aobo Yang, Archi Mitra, Archie Sravankumar, Artem Korenev, Arthur Hinsvark, Arun Rao, Aston Zhang, and 516 others. 2024. [The llama 3 herd of models](#). *Preprint*, arXiv:2407.21783.
- Sebastian Farquhar, Jannik Kossen, Lorenz Kuhn, and Yarin Gal. 2024. [Detecting hallucinations in large language models using semantic entropy](#). *Nature*, 630(8017):625–630.
- Chuan Guo, Geoff Pleiss, Yu Sun, and Kilian Q. Weinberger. 2017. On calibration of modern neural networks. In *Proceedings of the 34th International Conference on Machine Learning - Volume 70, ICML’17*, page 1321–1330. JMLR.org.
- Pengcheng He, Xiaodong Liu, Jianfeng Gao, and Weizhu Chen. 2020. [DeBERTa: Decoding-enhanced BERT with disentangled attention](#). *CoRR*, abs/2006.03654.
- Dan Hendrycks, Xiaoyuan Liu, Eric Wallace, Adam Dziedziec, Rishabh Krishnan, and Dawn Song. 2020. [Pretrained transformers improve out-of-distribution robustness](#). *Preprint*, arXiv:2004.06100.
- Mengting Hu, Zhen Zhang, Shiwan Zhao, Minlie Huang, and Bingzhe Wu. 2023. [Uncertainty in natural language processing: Sources, quantification, and applications](#). *Preprint*, arXiv:2306.04459.
- Yukun Huang, Yixin Liu, Raghuvveer Thirukovalluru, Arman Cohan, and Bhuwan Dhingra. 2024. [Calibrating long-form generations from large language models](#). *arXiv preprint arXiv:2402.06544*.
- Albert Q. Jiang, Alexandre Sablayrolles, Arthur Mensch, Chris Bamford, Devendra Singh Chaplot, Diego de las Casas, Florian Bressand, Gianna Lengyel, Guillaume Lample, Lucile Saulnier, L  lio Renard Lavaud, Marie-Anne Lachaux, Pierre Stock, Teven Le Scao, Thibaut Lavril, Thomas Wang, Timoth  e Lacroix, and William El Sayed. 2023. [Mistral 7b](#). *Preprint*, arXiv:2310.06825.
- Lorenz Kuhn, Yarin Gal, and Sebastian Farquhar. 2023. [Semantic uncertainty: Linguistic invariances for uncertainty estimation in natural language generation](#). *arXiv preprint arXiv:2302.09664*.
- Andrey Malinin and Mark Gales. 2021. [Uncertainty estimation in autoregressive structured prediction](#). *Preprint*, arXiv:2002.07650.
- Sabrina J. Mielke, Arthur Szlam, Emily Dinan, and Y-Lan Boureau. 2022. [Reducing conversational agents’ overconfidence through linguistic calibration](#). *Transactions of the Association for Computational Linguistics*, 10:857–872.
- Jeremy Nixon, Michael W Dusenberry, Linchuan Zhang, Ghassen Jerfel, and Dustin Tran. 2019. [Measuring calibration in deep learning](#). In *CVPR workshops*, volume 2.
- OpenAI, Josh Achiam, Steven Adler, Sandhini Agarwal, Lama Ahmad, Ilge Akkaya, Florencia Leoni Aleman, Diogo Almeida, Janko Altschmidt, Sam Altman, Shyamal Anadkat, Red Avila, Igor Babuschkin, Suchir Balaji, Valerie Balcom, Paul Baltescu, Haiming Bao, Mohammad Bavarian, Jeff Belgum, and 262 others. 2024. [Gpt-4 technical report](#). *Preprint*, arXiv:2303.08774.
- Colin Raffel, Noam Shazeer, Adam Roberts, Katherine Lee, Sharan Narang, Michael Matena, Yanqi Zhou, Wei Li, and Peter J Liu. 2020. [Exploring the limits of transfer learning with a unified text-to-text transformer](#). *Journal of machine learning research*, 21(140):1–67.

- P Rajpurkar. 2016. Squad: 100,000+ questions for machine comprehension of text. *arXiv preprint arXiv:1606.05250*.
- Vipula Rawte, Swagata Chakraborty, Agnibh Pathak, Anubhav Sarkar, S.M Towhidul Islam Tonmoy, Aman Chadha, Amit Sheth, and Amitava Das. 2023. The troubling emergence of hallucination in large language models - an extensive definition, quantification, and prescriptive remediations. In *Proceedings of the 2023 Conference on Empirical Methods in Natural Language Processing*, pages 2541–2573, Singapore. Association for Computational Linguistics.
- Melanie Sclar, Yejin Choi, Yulia Tsvetkov, and Alane Suhr. 2023. Quantifying language models’ sensitivity to spurious features in prompt design or: How i learned to start worrying about prompt formatting. *arXiv preprint arXiv:2310.11324*.
- Prasann Singhal, Tanya Goyal, Jiacheng Xu, and Greg Durrett. 2024. A long way to go: Investigating length correlations in RLHF. In *First Conference on Language Modeling*.
- Katherine Tian, Eric Mitchell, Allan Zhou, Archit Sharma, Rafael Rafailov, Huaxiu Yao, Chelsea Finn, and Christopher Manning. 2023. Just ask for calibration: Strategies for eliciting calibrated confidence scores from language models fine-tuned with human feedback. In *Proceedings of the 2023 Conference on Empirical Methods in Natural Language Processing*, pages 5433–5442, Singapore. Association for Computational Linguistics.
- Junxiong Wang, Tushaar Gangavarapu, Jing Nathan Yan, and Alexander M Rush. 2024. Mambabyte: Token-free selective state space model. *arXiv preprint arXiv:2401.13660*.
- Yizhong Wang, Swaroop Mishra, Pegah Alipoormolabashi, Yeganeh Kordi, Amirreza Mirzaei, Atharva Naik, Arjun Ashok, Arut Selvan Dhanasekaran, Anjana Arunkumar, David Stap, Eshaan Pathak, Giannis Karamanolakis, Haizhi Lai, Ishan Purohit, Ishani Mondal, Jacob Anderson, Kirby Kuznia, Krma Doshi, Kuntal Kumar Pal, and 16 others. 2022. Super-NaturalInstructions: Generalization via declarative instructions on 1600+ NLP tasks. In *Proceedings of the 2022 Conference on Empirical Methods in Natural Language Processing*, pages 5085–5109, Abu Dhabi, United Arab Emirates. Association for Computational Linguistics.
- Miao Xiong, Zhiyuan Hu, Xinyang Lu, YIFEI LI, Jie Fu, Junxian He, and Bryan Hooi. 2024. Can LLMs express their uncertainty? an empirical evaluation of confidence elicitation in LLMs. In *The Twelfth International Conference on Learning Representations*.
- Linting Xue, Noah Constant, Adam Roberts, Mihir Kale, Rami Al-Rfou, Aditya Siddhant, Aditya Barua, and Colin Raffel. 2021. mt5: A massively multilingual pre-trained text-to-text transformer. *Preprint, arXiv:2010.11934*.
- Daniel Yang, Yao-Hung Hubert Tsai, and Makoto Yamada. 2024. On verbalized confidence scores for llms. *Preprint, arXiv:2412.14737*.
- Zhangyue Yin, Qiushi Sun, Qipeng Guo, Zhiyuan Zeng, Xiaonan Li, Junqi Dai, Qinyuan Cheng, Xuanjing Huang, and Xipeng Qiu. 2024. Reasoning in flux: Enhancing large language models reasoning through uncertainty-aware adaptive guidance. In *Proceedings of the 62nd Annual Meeting of the Association for Computational Linguistics (Volume 1: Long Papers)*, pages 2401–2416, Bangkok, Thailand. Association for Computational Linguistics.
- Caiqi Zhang, Fangyu Liu, Marco Basaldella, and Nigel Collier. 2024. Luq: Long-text uncertainty quantification for llms. *Preprint, arXiv:2403.20279*.
- Kaitlyn Zhou, Jena Hwang, Xiang Ren, and Maarten Sap. 2024. Relying on the unreliable: The impact of language models’ reluctance to express uncertainty. In *Proceedings of the 62nd Annual Meeting of the Association for Computational Linguistics (Volume 1: Long Papers)*, pages 3623–3643, Bangkok, Thailand. Association for Computational Linguistics.

A Comparison to semantic clustering

In Table 5, we compare uncertainty distillation to semantic clustering as described by Kuhn et al. (2023). In this method, twenty answers are sampled at inference time, and DeBERTa(He et al., 2020) is used to determine how many are semantically equivalent; the most common answer is evaluated, and the proportion of answers in that cluster is considered to be the probability. Similarly to our own method and the baseline, we evaluate AUROC on the binned scores. We find that semantic clustering fails to outperform uncertainty distillation despite using 20 times the compute, and additionally find that overall accuracy with semantic clustering is highly variable, though accuracy in the top bins remains high.

B Model calibration on QA tasks

While LLM overconfidence is well-documented on many tasks, we find that our LLMs are well-calibrated on the short QA tasks we use for uncertainty estimation. Figure 4 shows the reliability diagrams for T5-base on SQUAD and Instruct-T5 on SNI. The models’ predicted confidences align well with their actual accuracies; a post-hoc calibrator will not significantly alter the output probabilities.

C SuperNatural-Instructions Tasks

C.1 Target Calibration Tasks

As we describe in §3, in this work we rely on the assumption that our target-tasks have a correct an-

MODEL	METHOD	AUROC	OVERALL ACCURACY	HIGH ACCURACY
INSTRUCT-T5	UNCERTAINTY DISTILLATION	0.751	0.449	0.839
	SEMANTIC CLUSTERING	0.708	0.65	0.917
FLAN-T5	UNCERTAINTY DISTILLATION	0.873	0.614	0.875
	SEMANTIC CLUSTERING	0.868	0.346	0.879

Table 5: AUROC and accuracy metrics compared to semantic clustering. We find that uncertainty distillation compares favorably with a single sample, rather than the 20 samples required at inference time by semantic clustering.

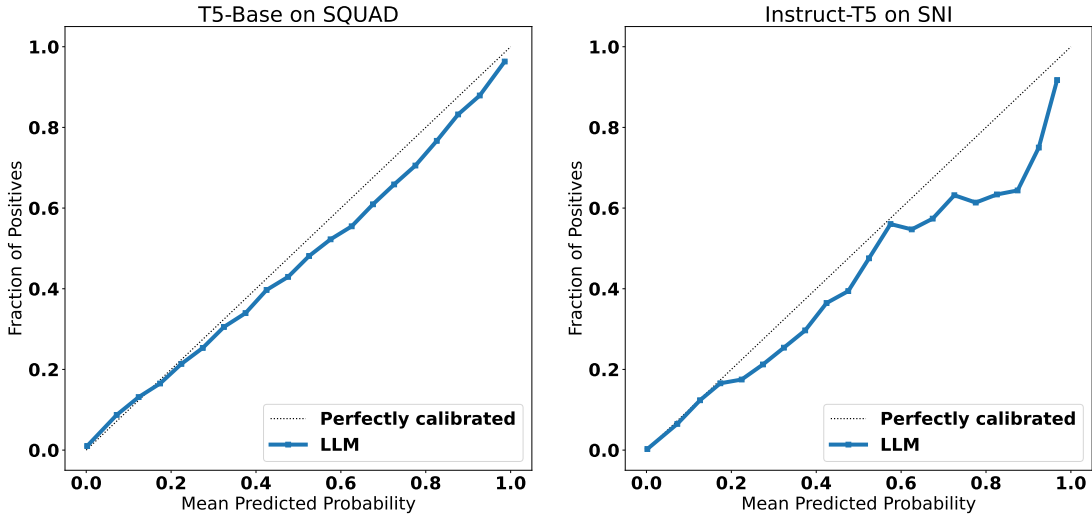


Figure 4: Initial calibration of our T5-base and Instruct-T5 model. Both models are well-calibrated in their respective domains, indicating that post-hoc calibration may not be necessary.

swer, in the sense that it can be easily verified that an answer is right or wrong. Although this is not a strict necessity for calibration, it allows for us to define our buckets in terms of expected accuracy, rather than e.g. an expected score. We therefore focus on *short-form* Q&A tasks, question-answer pairs whose answers consist of either selection from a fixed answer set (e.g. multiple choice or fixed choice) or single-word answers. We identify 15 tasks from the SuperNatural-Instructions dataset (Wang et al., 2022) that fit our criteria, and hold out these tasks as our uncertainty prediction tasks.

These tasks are split across 4 rough task types: **Multiple Choice** tasks involve selecting an answer from a set of choices, where the response is either a number or letter indicating the choice; **Fixed Choice** tasks involve selecting an answer from a pre-defined set of choices that are constant across the task (e.g. respond with either True or False); **Span Selection** tasks involve selecting the correct span of text from context and responding with that span as the answer; **Open Answer** involves generating the answer to the question in an open-ended

way, i.e. the answer is not provided in the context.

For all tasks, we ensure that the answers are no more than 2 words long, making it easy to perform normalization and verify accuracy for each question. The tasks are shown in Table 6; for each task, we use 10% of the samples as a validation set, 10% of the samples as a held-out test set, use the remaining 80% of the data to form our calibration set.

C.2 Instruction-Tuning Tasks

Because most modern instruction-tuned models are trained on all of Super-NaturalInstructions, they have seen the our calibration target tasks during instruction-tuning. Therefore, we instruction-tune our own T5 model to test the effectiveness of our method on unseen tasks. Our model is trained on a subset of the SuperNatural-Instructions dataset (Wang et al., 2022). Specifically, we instruction-tune on the English split used in the original paper but we take out our target calibration tasks identified in §C.1. This gives us a training dataset of 879 instruction-tuning tasks, with a total of roughly 1.2M training samples total.

Task Type	Task Name
Multiple Choice	task580-socialiqa-answer-generation
	task309-race-answer-generation
	task1297-qasc-question-answering
	task1420-mathqa-general
	task228-arc-answer-generation-easy
	task1286-openbookqa-question-answering
	task1431-head-qa-answer-generation
	task1731-quartz-question-answering
task750-aqua-multiple-choice-answering	
Fixed Choice	task380-boolq-yes-no-question
	task1661-super-glue-classification
Span Selection	task002-quoref-answer-generation
	task041-qasc-answer-generation
Open Answer	task591-sciq-answer-generation
	task898-freebase-qa-answer-generation

Table 6: The tasks and task types that we select from the SuperNatural-Instructions dataset for validating and testing our calibration method.

To validate our models instruction-following capabilities, we use the in-context learning test set from SuperNatural-Instructions, which contains 95 additional held out tasks from task categories that are not seen in the training dataset.

D Instruction-Tuning T5

We follow a standard recipe for instruction-tuning T5-Large, established in Wang et al. (2022). Specifically, we tune the model for 3 epochs with a batch size of 16 and a learning rate of 5×10^{-3} . We use the AdamW optimizer, and a constant learning rate schedule after a warmup period of 500 steps. During instruction-tuning, we train the model with the semantic definition of each task prepended to the task input, and we similarly prompt the model when performing our target Q&A tasks.

E Resource Reporting

E.1 Compute Resources

Here we report the compute resources used in this work. Instruction-tuning T5 took a total of 200 GPU hours across 4 NVIDIA-V100s. Running uncertainty distillation on Instruct-T5 and FLAN-T5 took 16 hours per model on a single NVIDIA-H100. Finetuning T5-base on SQUAD for our initial model took 3 hours on a single NVIDIA RTX 2080, and training using uncertainty distillation took 8 hours on a single NVIDIA-V100.

Our lexical baseline for SQUAD took one hour on one NVIDIA RTX 2080, and for SNI took three hours on one NVIDIA RTX 2080. Sampling for SQUAD took a total of 60 GPU hours on NVIDIA-V100s, and for SNI took 45 GPU hours on NVIDIA-A100s.

E.2 Resource Intended Use

Super-NaturalInstructions (SNI) is an open-source instruction tuning dataset, released under the Apache License.¹¹ The intended use of SNI is to instruction-tune language models to learn to follow instructions, and to evaluate a model’s ability to follow instructions on unseen tasks. While we use the SNI dataset for precisely this purpose during instruction-tuning, we also use 15 held-out tasks to serve as uncertainty quantification tasks. This does not necessarily fall under the intended use of instruction-tuning; however, the authors of SNI also mention that the dataset may serve as a large, multi-task natural language resource (Wang et al., 2022), and our usage of the target calibration tasks does fall under this use case.

The Stanford Question Answering Dataset (SQUAD) (Rajpurkar, 2016) is distributed under the Creative Commons Attribution-Sharealike 4.0 license, which permits use of the dataset as long as

¹¹Available here: <https://github.com/allenai/natural-instructions>

it is properly attributed and as long as the results are distributed under the same license. As we cite the paper and plan to publically release our code and models after acceptance, our use of this dataset is permitted under this license.

F Uncertainty distillation hyperparameters

In Table 7, we show the training hyperparameters for uncertainty distillation training.

G Algorithm

Algorithm 1 Uncertainty distillation

Require: Language model f_θ with params θ_0

Require: Calibration set $S^{cal} = \{X^{cal}, Y^{cal}\}$

$S^{scored} \leftarrow \emptyset$

for $(x, y) \in S^{cal}$ **do**

$D \leftarrow \{\hat{y}_i\}_{i=1}^N \sim f_\theta(x)$

Normalize D by semantics, and count

for $\hat{y} \in D$ with count n **do**

$f \leftarrow \frac{n}{N}$

$S^{scored} \leftarrow S^{scored} \cup \{(x, \hat{y}, y, f)\}$

end for

end for

$c() \leftarrow \text{isotonic_regression}(S^{scored})$

$S^{vc} = \emptyset$

for $(x, \hat{y}, y, f) \in S^{scored}$ **do**

if filter(\hat{y}, y) **then**

continue

end if

$p \leftarrow c(f)$

$b \leftarrow \text{bin}(p)$

$z \leftarrow \text{verbalize_confidence_map}(\hat{y}, b)$

$S^{vc} \leftarrow S^{vc} \cup \{(x, z)\}$

end for

$\mathcal{L}(\theta) \leftarrow \mathbb{E}_{(x,z) \in S^{vc}} [NLL(f_\theta(x), z)]$

$\theta_{cal} \leftarrow \text{train}(\theta_0, \mathcal{L})$

Return θ_{cal}

Model	Epochs	Learning rate	Batch size	Grad accumulation steps
T5-base (initial)	1	3e-5	12	1
T5-base (Uncertainty distillation)	3	3e-5	12	1
Instruct-T5 (Uncertainty distillation)	3	3e-5	1	32
FLAN-T5 (Uncertainty distillation)	3	3e-5	1	32

Table 7: Hyperparameters for training all models but Instruct-T5 (see [Appendix D](#) for details). All models are trained with the AdamW optimizer.