

Stitch-a-Recipe: Creating Video Demonstrations from Multistep Descriptions

Chi Hsuan Wu*, Kumar Ashutosh*, Kristen Grauman
UT Austin




Figure 1. **Video demonstration from multistep descriptions.** Given multistep descriptions (left) aiming to achieve a procedural task, *e.g.* making *vegan taco*, our method obtains clips from thousands of instructional videos to visually demonstrate the recipe (right). The goal is for every clip to correctly describe a step, while maintaining visual consistency. Our proposed method goes beyond current retrieval and generation methods, which cannot handle multistep descriptions.

Abstract

When obtaining visual illustrations from text descriptions, today’s methods take a description with a single text context—a caption, or an action description—and retrieve or generate the matching visual context. However, prior work does not permit visual illustration of multistep descriptions, *e.g.* a cooking recipe composed of multiple steps. Furthermore, simply handling each step description in isolation would result in an incoherent demonstration. We propose *Stitch-a-Recipe*, a novel retrieval-based method to assemble a video demonstration from a multistep description. The resulting video contains clips, possibly from different sources, that accurately reflect all the step descriptions, while being visually coherent. We formulate a training pipeline that creates large-scale weakly supervised data containing diverse and novel recipes and injects hard negatives that promote both correctness and coherence. Validated on in-the-wild instructional videos, *Stitch-a-Recipe* achieves state-of-the-art performance, with quantitative gains up to 24% as well as dramatic wins in a human preference study.

1. Introduction

Instructional or “how-to” videos are commonly used to learn new skills—cooking, repairing bikes, yoga. These

videos contain explanation of the task, often in the form of multiple procedural *steps*, along with a rich visual demonstration helping the learners. Video demonstrations have shown to be a great learning aid [49], significantly augmenting written step descriptions. Besides human learners, the rich audio descriptions—convertible to text using ASR—and accompanying visual demonstrations, help learn strong video representations [2, 3, 34, 36, 39, 60].

Despite the scale of these videos on the internet, they still only represent a sliver of all possible demonstration sequences, given the combinatorics of how different steps can potentially be combined. Any given video assumes a fixed sequence of steps, which might differ from the step description that a person wants to visualize, whether from a recipe book or their own imagination. For example, consider the step sequence to prepare a *Vegan Mexican Taco* by (a) making vegan ground beef, (b) mixing onion and seasoning, (c) making sauce, (d) making vegan cheese, and (e) wrapping it up. What if none of the videos on making a *Mexican Taco* covers these exact steps, in order? Some recipe might add mashed potatoes (Fig. 1, top row) or make nacho cheese (Fig. 1, bottom row). The problem is that no one video demonstration may show the *exact* steps of interest.

The task to provide a faithful video demonstration for a given sequence of textual step descriptions is technically challenging. Not only is the space of possible recipes very large, but also the wide range of expertise, availability of the tools and objects, and the multistep dependencies of proce-

*Equal contribution.

Project page: <https://vision.cs.utexas.edu/projects/stitch-a-recipe/>

dural actions all add to the challenge. On the one hand, prior text-to-video methods [2, 5, 29, 33, 40, 53, 56, 57, 60] can retrieve clips that achieve good instantaneous video-text alignment capturing semantic similarity, but they stop short of retrieving consistent multistep depictions. On the other hand, video or image generation [20, 38, 47, 48] shines for creating imaginative outputs beyond the boundaries of any given dataset, but suffers from high computational requirements and hallucinations that diminish realism.

We propose *Stitch-a-Recipe*, a novel method to obtain video demonstrations from multistep descriptions. We *retrieve* clips from multiple videos that best satisfy the input step description while ensuring correctness, as well as temporal, visual and environment consistency. We restrict our focus to cooking videos for their scale and diversity, which facilitates immense mix-and-matchability. Nevertheless, in principle the method can be generalized to other domains in instructional videos—particularly those that have various possible ways of doing a task, *e.g.* origami, arts and crafts.

Our method employs a novel *recipe evaluator* network, together with well-designed positives and negatives for training that represent correctness and visual consistency constraints. The training method leverages the prior from strong instantaneous video-text signals, and combines them with our designed constraints, to obtain correct video demonstrations from multistep descriptions. Moreover, we propose an adaptive search space reduction for real applications where the search space is large. To train and test our approach, we introduce a large-scale weakly-supervised *Stitch-a-Recipe* dataset and a manually curated testing dataset. Rigorous quantitative experiments with in-the-wild videos and a human preference study show the effectiveness of our *Stitch-a-Recipe* over state-of-the-art visual demonstration generation and retrieval methods [5, 47, 52, 53].

2. Related Work

Video and language representation learning. Videos are often paired with text captions or narrations that can help learn strong associations between text and video [2, 33, 39, 42, 60]. These video representations can then be used for a variety of downstream tasks, including captioning [25, 30, 41, 55, 62], text-to-video and video-to-text retrieval [10, 11, 15, 36, 39, 40, 60, 64], and action recognition [16, 19, 28, 31, 59]. Most of these tasks consider clips that are typically a few seconds long. Other tasks requiring longer video understanding are action anticipation [2, 18, 21] and procedure planning [7, 9, 54, 63, 65]. However, the query or description in these tasks is a single sentence. In this work, we learn to obtain video from multistep descriptions, effectively learning associations over long videos with procedural steps, unlike prior work.

Learning from instructional videos. Beyond their use in video representation learning, instructional videos are

useful for step understanding [4, 34, 50, 69], procedural planning [7, 9, 54, 63, 65], and step grounding [13, 23, 37]. Due to the detailed step descriptions in instructional videos, along with visual demonstration, these tasks enable a deep understanding of standard procedures. Recent methods [3, 5, 66] go beyond a single video demonstration and attempt to reason across multiple demonstrations for task graph learning [4, 6, 14, 22, 34, 66, 67]. Despite learning from multiple videos, existing tasks handle one video at a time, *e.g.* step prediction and forecasting. In contrast, we learn to stitch clips from multiple videos into a cohesive and correct visual demonstration, effectively unlocking a deeper understanding of instructional videos.

Video or image from text descriptions. Obtaining a video or image from text has been studied mostly from two approaches—generation and retrieval. Media generation [8, 20, 24] is used to create *any* image or video from text descriptions—even unrealistic ones. Controlled media generation [8, 35, 51] is also used to edit images and videos to incorporate the desired change. Specifically in the context of instructional videos, it has been used recently to create illustrations of steps [27, 38, 47, 48]. The outputs in these works are restricted to images, rather than video, due to the challenges in compute, data, and model design. Furthermore, media generation is prone to hallucinations, and thus, may lead to unrealistic step illustrations, unlike retrieval. We show that human judges prefer our method compared to the state-of-the-art step image generation [47].

Video retrieval is the preferred approach when the right answer is known to exist in the candidate set. In the context of instructional videos, retrieval has been used extensively in prior work [10, 11, 15, 36, 39, 40, 60, 64]. Beyond the standard text-to-video retrieval setting, CoVR [53] retrieves a video demonstration based on a reference video/image and a modification text. Limited prior work explores video retrieval to illustrate recipes [52] or cooking tasks [5] (and the inverse task of inferring a recipe from a photo [44]). VidDetours [5] identifies a detour between two cooking videos using a user’s language query, *e.g.*, “how do I make this without a blender?”, a problem that is interesting but distinct from illustrating a sequence of step descriptions. Recipe2Video [52] creates a slideshow-like collage of each step and its image/video/audio demonstration, but is limited to retrieving clips based on rigid and inflexible metrics, with only inference-time temporal smoothness, which impedes correctness, coherence, and object state consistency. None of the existing retrieval methods is capable of retrieving visually and logically coherent video demonstrations from sequential step descriptions, as we tackle in this work.

3. Method

In this section, we first formally introduce the task in Sec. 3.1, followed by the model design in Sec. 3.2, the

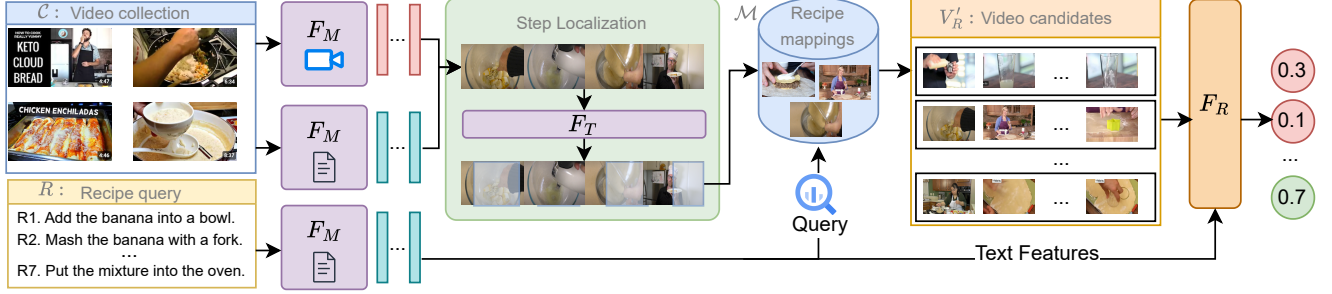


Figure 2. **Overview of the method.** The videos and the step descriptions in \mathcal{C} are used to create a recipe mapping \mathcal{M} , using step localization F_T . The recipe query R and \mathcal{M} give video candidates. The *recipe evaluator* outputs a likelihood of each candidate. See text.

dataset construction idea in Sec. 3.3, and finally the implementation details in Sec. 3.4.

3.1. Task formulation

Given a multistep descriptions for an instructional task, a.k.a. recipe, $R = (r_1, r_2, \dots, r_n)$, where r_i is a natural language step description (Fig. 2 bottom left), and a collection of videos $\mathcal{C} = \{V^{(1)}, V^{(2)}, \dots, V^{(N)}\}$ (Fig. 2 top left), we want to learn a function \mathcal{F} that finds a video demonstration visually depicting the recipe R . The output video $V_R = (v_1, v_2, \dots, v_n)$, is a collection of video clips, where v_i is a segment from any video $V^{(j)}$, from time instances t_1 to t_2 , i.e. $v_i = V^{(j)}[t_1 : t_2]$ and $V^{(j)} \in \mathcal{C}$, $t_1 < t_2$. Overall, $\mathcal{F}(R, \mathcal{C}) = V_R$. We focus on cooking videos in this work for their scale and various correct ways of doing a task; the method can be extended to other instructional video domains having various correct possibilities, e.g. origami.

Owing to the scale and the diversity of instructional videos on the internet [39, 68, 69], we create V_R from multiple video demonstrations in \mathcal{C} such that all the recipe steps are correctly shown, with maximum visual consistency. Compared to applying image generation to illustrate a step [27, 38, 47, 48], the proposed design has multiple advantages: it yields complete *video* demonstrations, known to be more useful for human learning [49]; it accounts for visual dependencies between the illustrated steps; and it is not prone to hallucinations and unrealistic outputs.

Clips in V_R need not originate from the same video: $v_i, v_j \in V_R, v_i \in V^{(x)}, v_j \in V^{(y)} \nRightarrow x = y$. We allow clips from different videos in the collection \mathcal{C} to create V_R , since a single video demonstration may not be sufficient to represent an arbitrary recipe R (see Fig. 1). Furthermore, the optimal V_R should stitch together video clips that are not only *correct* (demonstrate the target steps) but also *coherent* (are mutually consistent in terms of visual continuity and logic). Our model accounts for both, as we detail next.

3.2. Stitch-a-Recipe model design

Next we discuss the model design to learn \mathcal{F} . The high-level idea is to first temporally localize the step descriptions

in all the videos to make clip and description tuples, i.e. (v, r) , followed by a creating a candidate set for training. We design a *recipe evaluator* module that determines the likelihood of a sequence of (v_i, r_i) to be a valid recipe. This model is trained to obtain V_R from $\{\mathcal{C}, R\}$. Fig. 2 shows the overview, and each part is described next.

Encoding videos and recipe text. We use a multi-modal encoder F_M (e.g. CLIP, InternVideo2 [43, 56, 57]) to represent video and text. We obtain the recipe text feature $\mathbf{r}_i = F_M(r_i)$ for a recipe step r_i , and a video clip feature $\mathbf{v}_i = F_M(v_i)$, where v_i is a video segment for a recipe step. The video feature is extracted at 1 feature per second, and averaged over the duration of the video clip, consistent with prior work [3, 5]. We do not train F_M .

Localizing clip in a video. Retrieving clips for V_R requires finding video clips associated with a recipe step r . We use a temporal localization function F_T (e.g. [13, 14, 37]) to find the start and the end time of a recipe step in a video. Specifically, $[t_1, t_2] = F_T(V^{(j)}, r)$ which we use to obtain the clip $v_i = V^{(j)}[t_1 : t_2]$. Note that $t_1 = t_2 = \phi$ when r is not present in V . We use pre-trained F_T , and keep it frozen; any improvement on that front will improve our model’s performance.

Recipe evaluator module. The above modules help us obtain a map of recipe steps and corresponding clips in the video collection \mathcal{C} . Mathematically, we obtain a recipe mapping $\mathcal{M} = \{(r, v) \mid r \in R, v \in V^{(j)}, V^{(j)} \in \mathcal{C}, r \sim v\}$. Next, we propose a *recipe evaluator* F_R that finds the probability of the correctness of a candidate V_R , given the recipe steps. Specifically, the recipe correctness is given by

$$F_R((v'_1, v'_2, \dots, v'_n) \mid v'_i \sim r_i, (r_i, v'_i) \in \mathcal{M}) \in [0, 1].$$

where $v \sim r$ denotes the clip v shows the step r and $(v'_1, v'_2, \dots, v'_n)$ is a candidate for V_R . F_R has a transformer encoder that takes as input the concatenated features $F_M(r_i)$ and $F_M(v_i)$ —one per recipe step. We take the output of the transformer encoder corresponding to the CLS token, followed by a linear layer to output a probability, $F_R()$.

A key novel aspect of our approach is how we train this recipe evaluator. Rather than impose heuristics to determine

which are good output stitched videos, our insight is to automatically generate a large-scale weakly supervised dataset with hard negatives that will encourage both correctness and coherence, as follows.

Sampling negatives. Similar to ideas in contrastive learning [40, 43, 60], we need a hard negative set \mathcal{N} for effective training. Thus, we create a negative set by modifying correct video demonstrations in a targeted way. Each modification violates a constraint for correctness or visual coherence. We describe each constraint first, followed by the modification we perform to obtain negative samples.

- **Step and goal correctness:** All clips in V_R must accurately represent the corresponding step description in R and also contribute meaningfully to the goal of R (and V_R). That is, $v_i \sim r_i \forall i$. For example, if r_i is “add salt to the chicken broth”, then v_i should demonstrate sprinkling salt into the soup, but not performing other actions on the broth or adding salt to something else, *e.g.* rice.

Violating step and goal correctness: Given a video demonstration V_R , we create a negative sample V'_R by replacing any clip $v \in V_R, v \sim r$ with randomly selected v' such that $v' \not\sim r$. Furthermore, to make the negatives harder, we ensure the source video of v' contributes to V_R , *i.e.* $v' \in V^{(j)} \implies \exists v'' \in V^{(j)}, v'' \in V_R$. These constraints lead to a strong negative from the same video sources, violating the step correctness. See Fig. 3 (left).

- **Visual continuity:** We aim to minimize the number of distinct video sources when constructing V_R . A new video must be selected only if the previously selected video is insufficient for a recipe step r_i . Specifically, if $v_i \in V^{(j)}, v_i \sim r_i$, and there are two candidates for the next recipe step, *i.e.* $v \sim r_{i+1}, v' \sim r_{i+1}$, but $v \in V^{(j)}, v' \notin V^{(j)}$, then v should be chosen as the next demonstration. Note that many candidate subsequences will *not* originate from the same video; hence we do have positives that cross video boundaries.

Violating visual continuity: If a video demonstration V_R contains three consecutive steps from the same source video, we form a negative by replacing the middle clip with a similar demonstration from a different source video, while still ensuring step correctness. Specifically, if $v_i \in V_R, v_i \sim r_i$, and $v_i \in V^{(j)} \forall i \in \{k, k+1, k+2\}$, we replace v_{k+1} with $v' \notin V^{(j)}, v' \sim r_{k+1}$. See Fig. 3.

- **Object state continuity:** An object must not be in a state that has undergone an irreversible transformation at a previous time. For example, there should not be a step with a *whole onion* after a step showing *onions* being chopped.

Violating object state continuity: We construct hard negatives in this category by obtaining a pair of clips $v, v' \in V^{(j)}; v, v' \in V_R$ such that v occurs before v' in $V^{(j)}$, and $v \sim r_i, v' \sim r_j$, but $i > j$. That is, the clips in the negative sample do not follow the temporal order in the original source video $V^{(j)}$. Even though some steps

are interchangeable in recipes, enforcing this constraint is helpful for the performance (see Sec. 4).

In summary, we consider various realistic constraints when combining demonstrations from multiple recipes. Our contrastive setup trains with these hard negatives. We show the effectiveness of each of these constraints in the results.

Training objective and inference. A correct recipe demonstration has the ground truth F_R value of 1; 0 otherwise. During training, we use the standard Binary Cross Entropy (BCE) training objective. The choice is consistent with the output of the recipe evaluator F_R and the ground truth binary labels.

During inference, we have a set of video candidates $V'_R = (v'_1, v'_2, \dots, v'_n)$ and the chosen video V_R is

$$\arg \max_{(v'_1, v'_2, \dots, v'_n)} F_R(V'_R \mid v'_i \sim r_i)$$

that is, the recipe candidate with the highest probability from the recipe evaluator.

Adaptive search space reduction. Finally, we discuss adaptive search space reduction for practical implementation. For a short clip or naive full-video retrieval, the candidate set scales as $O(N)$ for N videos. On the other hand, if video clips are allowed to be from distinct videos in an M -step recipe with an average of K clips in a video, the candidate set scales as $O((KN)^M)$. Thus, we propose an adaptive search space reduction technique that can capture the ground truth in a much smaller candidate set, as follows.

We first construct a collection of sets \mathcal{S} where an element is defined as

$$S_i := \{(x, v) \mid x \in \mathbb{Z}, v \in V^{(i)}, v \sim r_x\}.$$

That is, each set contains recipe step indices that have a matching video clip in the i^{th} video. For example, if $V^{(1)}$ has clips v_1 and v_2 that match with recipe steps r_1 and r_2 from the query R , then $S_1 = \{(1, v_1), (2, v_2)\}$. This problem is the same as a set cover problem [32]. The task is to find a subset of \mathcal{S} , *i.e.* a collection of S_i , such that they cover all recipe steps in R , while requiring the minimum number of distinct sets, *i.e.* videos V . We use the greedy solution of this problem [32] to select top- K such set covers. We also use this method in constructing the *distractor set* for retrieval performance evaluation (Sec. 4). We show the effectiveness of this search space reduction in Sec. 4.

3.3. Stitch-a-Recipe dataset

To train \mathcal{F} , we curate a large-scale automatic training data and then test the model with a suite of testing data. Each training instance consists of a (R, V_R) pair: a list of recipe steps and their associated video clips. Positive pairs stem from both real existing cooking videos as well as novel recipes we generate, as described next. Negatives are alterations of those positives formed as in Sec. 3.2.

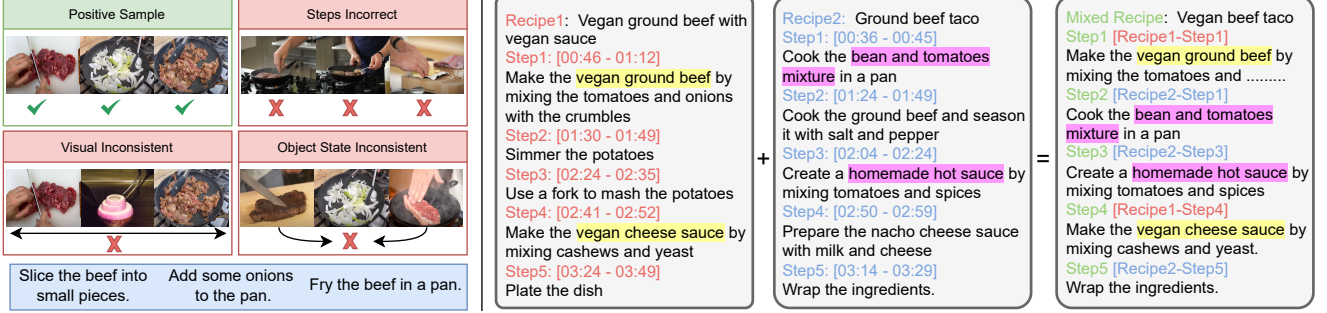


Figure 3. **Examples of hard negatives and recipe combination.** We design negative samples that violate step correctness, visual continuity, and object state continuity (left). We show an example of combining step descriptions from n (here $n = 2$) video demonstrations into a novel recipe, using an LLM [17] (right). The novel recipe mixes steps from both descriptions such that the resulting recipe is plausible.

To augment the real positives, the high-level idea is to use all the narrations in the instructional video datasets, along with an existing language model, to create *realistic* cooking recipes by mixing steps from different demonstrations. This data augmentation is essential to help the model learn to combine video clips from different demonstrations.

Weakly-supervised training set. We have a collection \mathcal{C} containing video demonstrations, such as HowTo100M [39], COIN [50], CrossTask [69], or HT-Step [1]. These datasets generally do not have annotations for recipe steps R ; only [1] has a small scale recipe description that we use for testing, see below. However, they have narrations that are converted to text using ASR, which we use to obtain recipe step descriptions. The ASR text is punctuated [23] and converted to sentences. Then, following [5], we use a language model (Llama-3.1 70B Instruct [12]) to convert the narration sentences to step-level, timestamped summaries. Next, we find similar video demonstrations using a sentence similarity score on the summaries (MPNet [46]), and choose pairs, triplets and quartets of recipes that have a pair-wise similarity above a threshold $c = 0.8$.

As the last step, we provide those summary tuples to the language model and ask it to create a *valid* sequence of steps that combines all the provided recipes, effectively creating *novel* recipes. The question follows the format “*Create a new recipe by combining steps from the provided recipe summaries. Choose new steps from a different recipe only if the current recipe cannot be used alone. Recipes: ...*”. See Supp. for the full prompt, which promotes correctness, visual consistency, and accounts for object states. The summaries have the time duration of each step, thus the *novel* recipes use the corresponding start and the end time for each video. Below we establish the efficacy of the LLM step; see Table 3.

Overall, we obtain a weakly-supervised dataset $\mathcal{D}_w = \{(R, V) \mid R = (r_1, \dots, r_n), V = (v_1, \dots, v_n), \exists x \text{ s.t. } v_i = V_x[t_1, t_2], V_x \in \mathcal{C}\}$. See an example in Fig. 3 (right). As discussed in Sec. 3.1, clips within the same recipe can come

from different source videos.

To reiterate, we use the idea of mixing recipes to (a) create a larger training set, and (b) encourage the model to predict recipe steps from distinct videos, if needed. We validate this dataset \mathcal{D}_w with ablations in Sec. 4.

Stitch-a-Recipe testing set. We create a suite of testing sets to systematically evaluate all aspects of the model design and assumptions. Our testing suite has three types of samples: augmented recipes formed using the process above (held out from \mathcal{D}_w), a manually annotated test set derived from prior work [5], and standard unmixing demonstrations from original videos (\mathcal{D}_v). These three are complementary, offering tradeoffs in realism and strength of ground truth vs. scale and our control in generating samples. We describe each in detail next.

Firstly, we have a held-out set from \mathcal{D}_w used as a test set; we call it Stitch-a-Recipe-MC set for Mixed Clips. This weakly supervised set is large-scale, but naturally incurs some noise (e.g., some step descriptions may not match their associated visual clip due to errors in the LLM summaries). While such noise is fine during training, it is a shortcoming for testing, and hence we complement with two more strongly ground-truthed test sets, defined next.

Secondly, we design a test set \mathcal{D}_d called Stitch-a-Recipe-VD that strings together the manually verified annotations from VidDetours [5] to compose a clean test set with minimal manual verification effort. See Supp. for details. Like \mathcal{D}_w , this test set allows evaluating \mathcal{F} ’s ability to choose clips from different recipes, but unlike \mathcal{D}_w it is manually verified.

Finally, we use standard instructional video datasets (e.g. [1, 50, 69]) for testing, \mathcal{D}_v . We provide the step descriptions for a given video demonstration, and expect the model to *recover* all the video clips from the same video. In cases where the dataset is not specifically annotated for detailed steps (e.g. in [50, 69]), we use a language model (similar to \mathcal{D}_w creation) to summarize the ASR text into recipe steps. All the output summary steps in these datasets are manually verified for correctness. Note that the ground truth clips in

Method	Stitch-a-Recipe-MC				Stitch-a-Recipe-VD [5]				\mathcal{D}_v : HT-Step[1]				\mathcal{D}_v : COIN, CT [50, 69]			
	MR↓	R@1	R@5	ED↓	MR↓	R@1	R@5	ED↓	MR↓	R@1	R@5	ED↓	MR↓	R@1	R@5	ED↓
CoVR [53]	193	0.00	0.00	1.00	132	0.00	0.00	0.99	161	0.00	0.01	0.99	97	0.01	0.03	0.99
VidDetours [5]	124	0.01	0.02	0.98	80	0.01	0.02	0.94	125	0.00	0.02	0.99	37	0.04	0.13	0.90
Text-only	108	0.07	0.12	0.88	76	0.01	0.09	0.66	123	0.01	0.05	0.86	78	0.03	0.07	0.60
InternVideo [56]	36	0.24	0.32	0.70	8	0.17	0.44	0.36	68	0.02	0.14	0.76	19	0.13	0.36	0.42
Recipe2Video [52]	125	0.00	0.01	0.97	50	0.00	0.10	0.76	93	0.00	0.02	0.97	26	0.05	0.20	0.82
Ours	3	0.38	0.56	0.57	3.5	0.23	0.56	0.28	40	0.03	0.16	0.76	6	0.28	0.49	0.29

Table 1. **Results on video demonstration retrieval.** Comparison of the performance of our method against strong retrieval-based baselines and prior work. The first two methods (CoVR [53] and VidDetours [5]) are relevant retrieval models, though not specifically designed for this task. Our method significantly outperforms all the method on all metrics, for all test datasets. See text for details.

these datasets come from the *same* video in \mathcal{C} .

In short, sequences in both Stitch-a-Recipe-MC and Stitch-a-Recipe-VD contain video clips from multiple distinct videos in \mathcal{C} . Stitch-a-Recipe-MC is auto-created and large-scale, whereas Stitch-a-Recipe-VD is manually created and small scale. Meanwhile \mathcal{D}_v is a large-scale source of real (ground truth) videos, but does not require the models to stitch across videos as needed in the ultimate use case.

3.4. Data and implementation details

Data sources and dataset statistics. We use videos from the HowTo100M [39] cooking category. The weakly supervised training set \mathcal{D}_w and the testing set Stitch-a-Recipe-MC consist of 444, 823 and 105, 542 samples, with $|\mathcal{C}| = 321, 139$ and 2, 657, respectively. The test set Stitch-a-Recipe-VD derived from VidDetours [5] contains 100 recipes from 235 unique videos. Finally, the test data \mathcal{D}_v from COIN [50], CrossTask [69], and HT-Step [1] contains 337, 812, and 1, 087 videos. HT-Step [1] contains step descriptions from WikiHow [58], allowing evaluation with original human-written step descriptions. COIN [50] and CrossTask [69] evaluates performance with step descriptions auto-summarized from narrations. We group COIN and CrossTask into a test set since they are testing the same aspects (see Supp. for per dataset performance).

Method and training details. We use InternVideo [56] as the multi-modal encoder F_M . For step localization F_T , we use DropDTW [13] for its flexibility with extra or missing steps, and reproducible codebase. The features used in this work [40] are trained on HowTo100M [39], thus, are used without re-training. For the recipe evaluator F_R , we use positional encoding and transformer encoder with 4 layers and 8 attention heads followed by an MLP layer with 1 hidden layer. We optimize F_R for 10 epochs with Adam [26] on 8 Quadro RTX 6000. We set the learning rate as 3×10^{-4} and the batch size as 24. The F_M output, F_R input, and F_R hidden dimension are all 768.

4. Experiments

We first describe the baselines, the testing setup, metrics and then, the quantitative results. Next, we show the results of a human preference study, followed by ablations and results using our adaptive search space reduction technique. We also show qualitative results, including failure cases.

Baselines. We compare our method against strong baselines. We use the same text and video encoder across all baselines, when applicable. All the baselines are trained on the same data as our method for a fair comparison. Each baseline differs in how it selects the sequence of video clips v_i to associate with each step $r_i \in R$.

- **Text-only** computes the average similarity between the ASR transcript of each clip and each step instruction without using the visual cues.
- **InternVideo** [56] is a state-of-the-art vision-language model. This baseline computes the average similarity between the clip and the step instruction for each step.
- **Recipe2Video** [52] leverages manually-designed metrics that include temporal consistency, information coverage, and cross-modality retrieval to retrieve recipe clips.
- **CoVR** [53] is a state-of-the-art method for composed video retrieval. Here it retrieves the clip based on the current step and the clip retrieved for the previous step.
- **VidDetours** [5] retrieves the clip based on an original video segment and a user query. For each step, we set the step instruction as the user query and use the previous retrieved clip as the original video segment. We perform this operation sequentially for all recipe steps.

Further implementation details are available in Supp.

Test setup and metrics. For every test instance, we create a set of 499 incorrect *distractors* and measure the correct recipe retrieval performance out of 500 samples. The distractors contain hard negatives, including samples that violate a constraint, and candidates from the adaptive reduced search space (Sec. 3.2). Overall, these negative instances are carefully chosen to represent a wide range of possibilities. See Supp. for details of the negative set construction.

We use standard retrieval metrics $recall@k$, $k \in \{1, 5\}$,

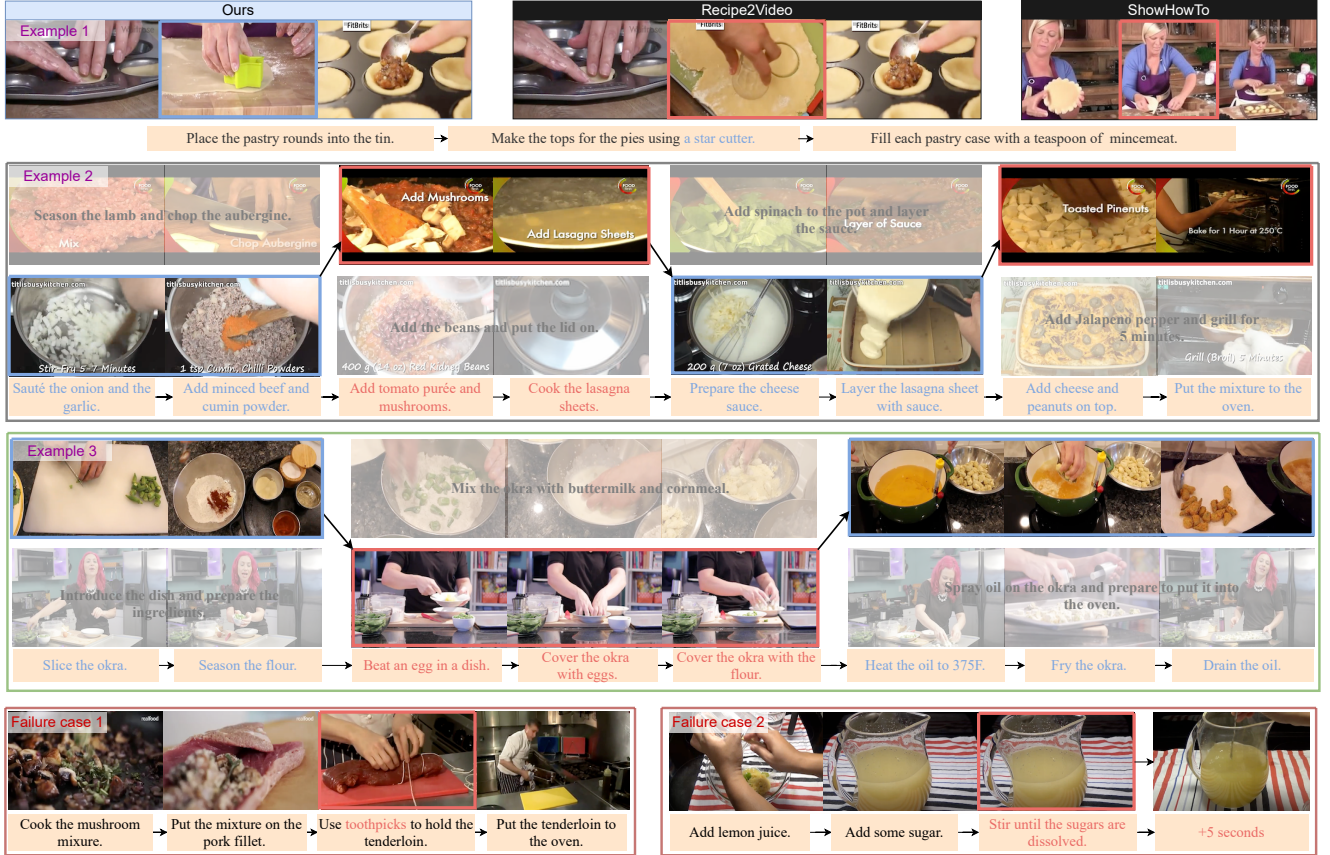


Figure 4. **Qualitative results.** Our method correctly visualizes the step descriptions (top), compared to prior work. The second and the third row shows representative outputs. Our method correctly shows video clips from two video sources. Each of the video source alone cannot correctly demonstrate all the step descriptions. The last row contains some **failure cases**, showing the difficulty of the task. Here each keyframe represents a clip v ; see Supp. video for actual videos.

Ours vs	Step	Win rate (%)		
		Goal	Quality	Total
Recipe2Video [52]	0.77	0.74	0.74	0.77
InternVideo [56]	0.75	0.72	0.78	0.75
ShowHowTo [47]	0.94	0.94	0.85	0.98

Table 2. **Human preference results.** Our method is preferred by human judges compared to existing retrieval (first two rows) and generation (third row) methods. (Step/Goal: Step/Goal faithfulness, Quality: Visual quality, Total: Overall preference).

and the median rank (medR). Recall ranges in $[0, 1]$, higher the better, whereas median rank is lower for better methods. We also report edit distance (ED) between the ground truth sequence and the best retrieved sequence, lower is better.

Results. Table 1 shows the results. Our method significantly outperforms all the strong baselines, on all datasets and metrics. Our performance gain is up to 24% better in recall, 33 ranks better in medR, and 0.13 in edit distance, compared to the second-best method, InternVideo [56]. The

ranking metrics show that our method is better at retrieving the clips v for a given recipe R , and edit distance shows that the top retrieval has fewer clips incorrect than the baselines.

Notably, our method is superior for both when the ground truth video contains demonstrations from multiple source videos, *i.e.* in Stitch-a-Recipe-MC and Stitch-a-Recipe-VD, as well as in cases where we recover the demonstration from step descriptions, *i.e.* in HT-Step [1] and COIN, CrossTask [50, 69]. We attribute this strong performance to our training design that incorporates strong negatives—thus allowing the model to generate output that is *correct* and *visually coherent*.

Fig. 4 shows some qualitative results, including some failure cases. We see that our method correctly retrieves the clip showing a star shaped cutter, compared to Recipe2Video [52], and ShowHowTo [47] (top row). We also observe that our method correctly chooses video clips for given step descriptions, *e.g.* skipping adding beans, and showing tomato purée from another source video (second row). Finally, we show some failure cases where the re-

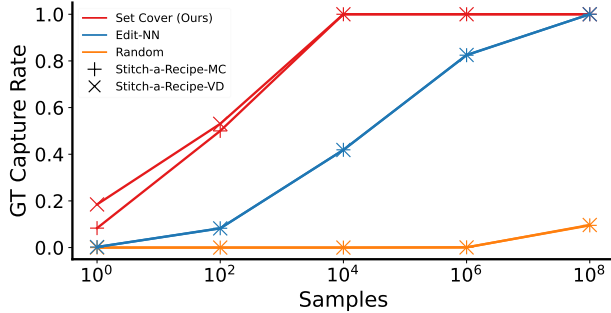


Figure 5. **Search space reduction.** Using effective set cover algorithm, the ground truth (GT) is captured in the candidate set with high probability, even with small sample set sizes. See text.

trieval misses some small objects like a toothpick, showcasing the overall difficulty of satisfying the exact recipe steps. **Human preference study.** We also conduct a human preference study to compare various state-of-the-art retrieval and generation methods [47, 52, 56]. This study complements the results established with automatic metrics. We use the same setting of InternVideo [56] and Recipe2Video [52], as discussed above. For ShowHowTo [47] we use the same setting as the paper, and prompt the method with the middle frame of the first video clip in the ground truth. All the remaining demonstration images are created with the first frame and the step descriptions R as the input.

We evaluate all the methods on four axes—step faithfulness, goal faithfulness, visual quality, and overall preference. Every sample is annotated by three subjects unrelated to this project. We compare two methods at a time (one of them always ours), for up to 60 samples per pair. See Supp. for details.

Tab. 2 shows the results. Our method is preferred over all the competing methods. Our method significantly outperforms ShowHowTo [47] showcasing the limitations of the current generation methods. Even when compared to other retrieval based methods, our method is strongly preferred.

Ablations. We present two key ablations:

Weakly-supervised dataset creation: In Sec. 3.3, we introduce a pipeline to create weakly-supervised training data \mathcal{D}_w . This method used an LLM to create novel recipes, and the corresponding video demonstrations. We compare the effectiveness of this data augmentation, compared to (a) w/o augmentation, where we train only with videos in \mathcal{C} (*i.e.* HowTo100M [39]) directly, and (b) temporally-sampled recipe combination, where we use videos from the same task and create new recipes by combining steps happening at the same time. The second method also creates novel recipes, however, unlike our approach, it does not leverage an LLM to create *plausible* transitions. Tab. 3 shows the results on Stitch-a-Recipe-VD test set. Our method clearly outperforms both the data creation alternatives, showing the

Method	MedR↓	ED↓	R@1↑	R@5↑
w/o augmentation	70	0.57	0.03	0.14
Temporally-sampled recipes	10	0.37	0.18	0.42
Weakly supervised \mathcal{D}_w (ours)	3.5	0.28	0.23	0.56

Cor	Con	OSC	MedR↓	ED↓	R@1↑	R@5↑
✓			9	0.36	0.17	0.41
	✓		171	0.96	0	0.03
		✓	11	0.58	0.11	0.39
✓	✓		9	0.35	0.18	0.45
	✓	✓	15	0.67	0.07	0.21
✓		✓	5	0.38	0.15	0.54
✓	✓	✓	5	0.29	0.22	0.52

Table 3. **Ablations.** Our weakly-supervised data is effective for training, compared to alternatives (top). All the constraints for hard negatives are useful (bottom). (Cor: step/goal correctness, Con: visual continuity, OSC: object state consistency).

effectiveness of our LLM-aided weakly supervised set \mathcal{D}_w . We see the same trend in all the test datasets.

Negative sampling strategy: We introduce negative sampling strategies in Sec. 3.2. We compare the effect of individual negative samples in Tab. 3 (bottom). We observe that all three of *step correctness*, *visual continuity*, and *object state continuity* are crucial for our method’s performance.

Adaptive search space reduction. Fig. 5 shows using our set cover algorithm results in capturing the ground truth in the candidate set with high probability, even for low values of K , making it comparable to linear scaling. We see the same trend in both Stitch-a-Recipe-MC and VD; the algorithm always captures ground truth instances containing only one video source, *i.e.* in \mathcal{D}_v . We perform better than other methods—randomly selecting clips, and edited-NN, which finds the nearest full video and replaces video clips from other neighbors. Overall, set cover helps in making our proposed method feasible for real applications.

5. Conclusion

We propose a novel method Stitch-a-Recipe that stitches together video demonstrations that illustrate multistep textual descriptions of procedural cooking tasks. Our method incorporates a novel recipe evaluator, a weakly-supervised large-scale train and clean test data, hard negatives that improve retrieval, and an efficient set cover approach. Our method outperforms strong baselines by more than 24%, and human raters prefer our method over SOTA generation and retrieval methods. In the future, we will explore hybrid methods to integrate the retrieved clips with controlled generation, as well as ways to inject preferences into the illustrations such as demonstration speed or language style.

References

- [1] Triantafyllos Afouras, Effrosyni Mavroudi, Tushar Nagarajan, Huiyu Wang, and Lorenzo Torresani. Ht-step: Aligning instructional articles with how-to videos. In *NeurIPS*, 2023. 5, 6, 7
- [2] Kumar Ashutosh, Rohit Girdhar, Lorenzo Torresani, and Kristen Grauman. Hiervl: Learning hierarchical video-language embeddings. In *Proceedings of the IEEE/CVF Conference on Computer Vision and Pattern Recognition (CVPR)*, pages 23066–23078, 2023. 1, 2
- [3] Kumar Ashutosh, Santhosh Kumar Ramakrishnan, Triantafyllos Afouras, and Kristen Grauman. Video-mined task graphs for keystone recognition in instructional videos. In *Advances in Neural Information Processing Systems*, pages 67833–67846. Curran Associates, Inc., 2023. 1, 2, 3
- [4] Kumar Ashutosh, Santhosh Kumar Ramakrishnan, Triantafyllos Afouras, and Kristen Grauman. Video-mined task graphs for keystone recognition in instructional videos. *Advances in Neural Information Processing Systems*, 36, 2024. 2
- [5] Kumar Ashutosh, Zihui Xue, Tushar Nagarajan, and Kristen Grauman. Detours for navigating instructional videos. In *Proceedings of the IEEE/CVF Conference on Computer Vision and Pattern Recognition (CVPR)*, pages 18804–18815, 2024. 2, 3, 5, 6, 1, 4
- [6] Siddhant Bansal, Chetan Arora, and CV Jawahar. United we stand, divided we fall: Unitygraph for unsupervised procedure learning from videos. In *Proceedings of the IEEE/CVF Winter Conference on Applications of Computer Vision*, pages 6509–6519, 2024. 2
- [7] Jing Bi, Jiebo Luo, and Chenliang Xu. Procedure planning in instructional videos via contextual modeling and model-based policy learning. In *Proceedings of the IEEE/CVF International Conference on Computer Vision*, pages 15611–15620, 2021. 2
- [8] Tim Brooks, Aleksander Holynski, and Alexei A Efros. Instructpix2pix: Learning to follow image editing instructions. In *Proceedings of the IEEE/CVF conference on computer vision and pattern recognition*, pages 18392–18402, 2023. 2
- [9] Chien-Yi Chang, De-An Huang, Danfei Xu, Ehsan Adeli, Li Fei-Fei, and Juan Carlos Niebles. Procedure planning in instructional videos. In *European Conference on Computer Vision*, pages 334–350. Springer, 2020. 2
- [10] Xing Cheng, Hezheng Lin, Xiangyu Wu, Fan Yang, and Dong Shen. Improving video-text retrieval by multi-stream corpus alignment and dual softmax loss. *arXiv preprint arXiv:2109.04290*, 2021. 2
- [11] Dima Damen, Hazel Doughty, Giovanni Maria Farinella, Antonino Furnari, Evangelos Kazakos, Jian Ma, Davide Moltisanti, Jonathan Munro, Toby Perrett, Will Price, et al. Rescaling egocentric vision: collection, pipeline and challenges for epic-kitchens-100. *International Journal of Computer Vision*, 130(1):33–55, 2022. 2
- [12] Abhimanyu Dubey, Abhinav Jauhri, Abhinav Pandey, Abhishek Kadian, Ahmad Al-Dahle, Aiesha Letman, Akhil Mathur, Alan Schelten, Amy Yang, Angela Fan, et al. The llama 3 herd of models. *arXiv preprint arXiv:2407.21783*, 2024. 5, 1
- [13] Mikita Dvornik, Isma Hadji, Konstantinos G Derpanis, Animesh Garg, and Allan Jepson. Drop-DTW: Aligning common signal between sequences while dropping outliers. *Advances in Neural Information Processing Systems*, 34: 13782–13793, 2021. 2, 3, 6
- [14] Nikita Dvornik, Isma Hadji, Hai Pham, Dhaivat Bhatt, Brais Martinez, Afsaneh Fazly, and Allan D Jepson. Flow graph to video grounding for weakly-supervised multi-step localization. In *Computer Vision—ECCV 2022: 17th European Conference, Tel Aviv, Israel, October 23–27, 2022, Proceedings, Part XXXV*, pages 319–335. Springer, 2022. 2, 3
- [15] Han Fang, Pengfei Xiong, Luhui Xu, and Yu Chen. Clip2video: Mastering video-text retrieval via image clip. *arXiv preprint arXiv:2106.11097*, 2021. 2
- [16] Christoph Feichtenhofer, Haoqi Fan, Jitendra Malik, and Kaiming He. Slowfast networks for video recognition. In *Proceedings of the IEEE/CVF international conference on computer vision*, pages 6202–6211, 2019. 2
- [17] Peng Gao, Jiaming Han, Renrui Zhang, Ziyi Lin, Shijie Geng, Aojun Zhou, Wei Zhang, Pan Lu, Conghui He, Xiangyu Yue, et al. Llama-adapter v2: Parameter-efficient visual instruction model. *arXiv preprint arXiv:2304.15010*, 2023. 5
- [18] Rohit Girdhar and Kristen Grauman. Anticipative video transformer. In *Proceedings of the IEEE/CVF International Conference on Computer Vision*, pages 13505–13515, 2021. 2
- [19] Rohit Girdhar, Mannat Singh, Nikhila Ravi, Laurens van der Maaten, Armand Joulin, and Ishan Misra. Omnivore: A single model for many visual modalities. In *Proceedings of the IEEE/CVF Conference on Computer Vision and Pattern Recognition*, pages 16102–16112, 2022. 2
- [20] Rohit Girdhar, Mannat Singh, Andrew Brown, Quentin Duval, Samaneh Azadi, Sai Saketh Rambhatla, Akbar Shah, Xi Yin, Devi Parikh, and Ishan Misra. Factorizing text-to-video generation by explicit image conditioning. In *European Conference on Computer Vision*, pages 205–224. Springer, 2024. 2
- [21] Kristen Grauman, Andrew Westbury, Eugene Byrne, Zachary Chavis, Antonino Furnari, Rohit Girdhar, Jackson Hamburger, Hao Jiang, Miao Liu, Xingyu Liu, et al. Ego4d: Around the world in 3,000 hours of egocentric video. In *Proceedings of the IEEE/CVF Conference on Computer Vision and Pattern Recognition*, pages 18995–19012, 2022. 2
- [22] Kristen Grauman, Andrew Westbury, Lorenzo Torresani, Kris Kitani, Jitendra Malik, Triantafyllos Afouras, Kumar Ashutosh, Vijay Baiyya, Siddhant Bansal, Bikram Boote, et al. Ego-exo4d: Understanding skilled human activity from first-and third-person perspectives. In *CVPR*, 2024. 2
- [23] Tengda Han, Weidi Xie, and Andrew Zisserman. Temporal alignment networks for long-term video. In *Proceedings of the IEEE/CVF Conference on Computer Vision and Pattern Recognition*, pages 2906–2916, 2022. 2, 5, 1
- [24] Hexiang Hu, Kelvin CK Chan, Yu-Chuan Su, Wenhui Chen, Yandong Li, Kihyuk Sohn, Yang Zhao, Xue Ben, Boqing

- Gong, William Cohen, et al. Instruct-imagen: Image generation with multi-modal instruction. In *Proceedings of the IEEE/CVF conference on computer vision and pattern recognition*, pages 4754–4763, 2024. 2
- [25] Xiaowei Hu, Zhe Gan, Jianfeng Wang, Zhengyuan Yang, Zicheng Liu, Yumao Lu, and Lijuan Wang. Scaling up vision-language pre-training for image captioning. In *Proceedings of the IEEE/CVF Conference on Computer Vision and Pattern Recognition*, pages 17980–17989, 2022. 2
- [26] Diederik P. Kingma and Jimmy Ba. Adam: A method for stochastic optimization, 2017. 6
- [27] Bolin Lai, Xiaoliang Dai, Lawrence Chen, Guan Pang, James M Rehg, and Miao Liu. Lego: Learning ego-centric action frame generation via visual instruction tuning. In *European Conference on Computer Vision*, pages 135–155. Springer, 2024. 2, 3
- [28] Kunchang Li, Yali Wang, Junhao Zhang, Peng Gao, Guanglu Song, Yu Liu, Hongsheng Li, and Yu Qiao. Uniformer: Unifying convolution and self-attention for visual recognition. *arXiv preprint arXiv:2201.09450*, 2022. 2
- [29] Linjie Li, Yen-Chun Chen, Yu Cheng, Zhe Gan, Licheng Yu, and Jingjing Liu. Hero: Hierarchical encoder for video+language omni-representation pre-training. *arXiv preprint arXiv:2005.00200*, 2020. 2
- [30] Xiujun Li, Xi Yin, Chunyuan Li, Pengchuan Zhang, Xiaowei Hu, Lei Zhang, Lijuan Wang, Houdong Hu, Li Dong, Furu Wei, et al. Oscar: Object-semantics aligned pre-training for vision-language tasks. In *European Conference on Computer Vision*, pages 121–137. Springer, 2020. 2
- [31] Yanghao Li, Chao-Yuan Wu, Haoqi Fan, Karttikeya Mangalam, Bo Xiong, Jitendra Malik, and Christoph Feichtenhofer. Mvitv2: Improved multiscale vision transformers for classification and detection. In *Proceedings of the IEEE/CVF Conference on Computer Vision and Pattern Recognition*, pages 4804–4814, 2022. 2
- [32] Sherry Liang, Khalid Alanazi, and Kumail Al Hamoud. Set covering problem. *Cornell University Computational Optimization Open Textbook*. Cornell University, [online document], 2020. 4
- [33] Kevin Qinghong Lin, Alex Jinpeng Wang, Mattia Soldan, Michael Wray, Rui Yan, Eric Zhongcong Xu, Difei Gao, Rongcheng Tu, Wenzhe Zhao, Weijie Kong, et al. Egocentric video-language pretraining. In *NeurIPS*, 2022. 2
- [34] Xudong Lin, Fabio Petroni, Gedas Bertasius, Marcus Rohrbach, Shih-Fu Chang, and Lorenzo Torresani. Learning to recognize procedural activities with distant supervision. In *Proceedings of the IEEE/CVF Conference on Computer Vision and Pattern Recognition*, pages 13853–13863, 2022. 1, 2
- [35] Yuanze Lin, Yi-Wen Chen, Yi-Hsuan Tsai, Lu Jiang, and Ming-Hsuan Yang. Text-driven image editing via learnable regions. In *Proceedings of the IEEE/CVF conference on computer vision and pattern recognition*, pages 7059–7068, 2024. 2
- [36] Huaishao Luo, Lei Ji, Botian Shi, Haoyang Huang, Nan Duan, Tianrui Li, Jason Li, Taroon Bharti, and Ming Zhou. Univl: A unified video and language pre-training model for multimodal understanding and generation. *arXiv preprint arXiv:2002.06353*, 2020. 1, 2
- [37] Effrosyni Mavroudi, Triantafyllos Afouras, and Lorenzo Torresani. Learning to ground instructional articles in videos through narrations. In *Proceedings of the IEEE/CVF International Conference on Computer Vision*, pages 15201–15213, 2023. 2, 3
- [38] Sachit Menon, Ishan Misra, and Rohit Girdhar. Generating illustrated instructions. In *Proceedings of the IEEE/CVF Conference on Computer Vision and Pattern Recognition (CVPR)*, pages 6274–6284, 2024. 2, 3
- [39] Antoine Miech, Dimitri Zhukov, Jean-Baptiste Alayrac, Makarand Tapaswi, Ivan Laptev, and Josef Sivic. Howto100m: Learning a text-video embedding by watching hundred million narrated video clips. In *Proceedings of the IEEE/CVF International Conference on Computer Vision*, pages 2630–2640, 2019. 1, 2, 3, 5, 6, 8
- [40] Antoine Miech, Jean-Baptiste Alayrac, Lucas Smaira, Ivan Laptev, Josef Sivic, and Andrew Zisserman. End-to-end learning of visual representations from uncurated instructional videos. In *Proceedings of the IEEE/CVF Conference on Computer Vision and Pattern Recognition*, pages 9879–9889, 2020. 2, 4, 6
- [41] Van-Quang Nguyen, Masanori Suganuma, and Takayuki Okatani. Grit: Faster and better image captioning transformer using dual visual features. *arXiv preprint arXiv:2207.09666*, 2022. 2
- [42] Shraman Pramanick, Yale Song, Sayan Nag, Kevin Qinghong Lin, Hardik Shah, Mike Zheng Shou, Rama Chellappa, and Pengchuan Zhang. Egovlpv2: Egocentric video-language pre-training with fusion in the backbone. In *Proceedings of the IEEE/CVF International Conference on Computer Vision*, pages 5285–5297, 2023. 2
- [43] Alec Radford, Jong Wook Kim, Chris Hallacy, Aditya Ramesh, Gabriel Goh, Sandhini Agarwal, Girish Sastry, Amanda Askell, Pamela Mishkin, Jack Clark, Gretchen Krueger, and Ilya Sutskever. Learning transferable visual models from natural language supervision. In *Proceedings of the 38th International Conference on Machine Learning*, pages 8748–8763. PMLR, 2021. 3, 4
- [44] Amaia Salvador, Michal Drozdal, Xavier Giro i Nieto, and Adriana Romero. Inverse cooking: Recipe generation from food images. In *CVPR*, 2019. 2
- [45] Fadime Sener, Rishabh Saraf, and Angela Yao. Transferring knowledge from text to video: Zero-shot anticipation for procedural actions. *IEEE transactions on pattern analysis and machine intelligence*, 45(6):7836–7852, 2022. 1
- [46] Kaitao Song, Xu Tan, Tao Qin, Jianfeng Lu, and Tie-Yan Liu. MpNet: Masked and permuted pre-training for language understanding. *Advances in Neural Information Processing Systems*, 33:16857–16867, 2020. 5
- [47] Tomáš Souček, Prajwal Gatti, Michael Wray, Ivan Laptev, Dima Damen, and Josef Sivic. Showhowto: Generating scene-conditioned step-by-step visual instructions. *arXiv preprint arXiv:2412.01987*, 2024. 2, 3, 7, 8
- [48] Tomáš Souček, Dima Damen, Michael Wray, Ivan Laptev, and Josef Sivic. Genhowto: Learning to generate actions

- and state transformations from instructional videos. In *Proceedings of the IEEE Conference on Computer Vision and Pattern Recognition (CVPR)*, 2024. 2, 3
- [49] Dawn Surgenor, Lynsey Hollywood, Sinéad Furey, Fiona Lavelle, Laura McGowan, Michelle Spence, Monique Raats, Amanda McCloat, Elaine Mooney, Martin Caraher, et al. The impact of video technology on learning: A cooking skills experiment. *Appetite*, 114:306–312, 2017. 1, 3
- [50] Yansong Tang, Dajun Ding, Yongming Rao, Yu Zheng, Danyang Zhang, Lili Zhao, Jiwen Lu, and Jie Zhou. Coin: A large-scale dataset for comprehensive instructional video analysis. In *Proceedings of the IEEE/CVF Conference on Computer Vision and Pattern Recognition*, pages 1207–1216, 2019. 2, 5, 6, 7, 4
- [51] Shuyuan Tu, Qi Dai, Zhi-Qi Cheng, Han Hu, Xintong Han, Zuxuan Wu, and Yu-Gang Jiang. Motioneditor: Editing video motion via content-aware diffusion. In *Proceedings of the IEEE/CVF Conference on Computer Vision and Pattern Recognition*, pages 7882–7891, 2024. 2
- [52] Prateksha Udhayan, Suryateja Bv, Parth Laturia, Dev Chauhan, Darshan Khandelwal, Stefano Petrangeli, and Balaji Vasani Srinivasan. Recipe2video: Synthesizing personalized videos from recipe texts. In *Proceedings of the IEEE/CVF Winter Conference on Applications of Computer Vision*, pages 2268–2277, 2023. 2, 6, 7, 8, 1, 4
- [53] Lucas Ventura, Antoine Yang, Cordelia Schmid, and Gül Varol. Covr: Learning composed video retrieval from web video captions. *arXiv preprint arXiv:2308.14746*, 2023. 2, 6, 1, 4
- [54] Hanlin Wang, Yilu Wu, Sheng Guo, and Limin Wang. Pdpp: Projected diffusion for procedure planning in instructional videos. *arXiv preprint arXiv:2303.14676*, 2023. 2
- [55] Jianfeng Wang, Zhengyuan Yang, Xiaowei Hu, Linjie Li, Kevin Lin, Zhe Gan, Zicheng Liu, Ce Liu, and Lijuan Wang. Git: A generative image-to-text transformer for vision and language. *arXiv preprint arXiv:2205.14100*, 2022. 2
- [56] Yi Wang, Kunchang Li, Yizhuo Li, Yanan He, Bingkun Huang, Zhiyu Zhao, Hongjie Zhang, Jilan Xu, Yi Liu, Zun Wang, Sen Xing, Guo Chen, Junting Pan, Jiashuo Yu, Yali Wang, Limin Wang, and Yu Qiao. Internvideo: General video foundation models via generative and discriminative learning, 2022. 2, 3, 6, 7, 8, 1, 4
- [57] Yi Wang, Kunchang Li, Xinhao Li, Jiashuo Yu, Yanan He, Guo Chen, Baoqi Pei, Rongkun Zheng, Zun Wang, Yansong Shi, et al. Internvideo2: Scaling foundation models for multimodal video understanding. In *European Conference on Computer Vision*, pages 396–416. Springer, 2024. 2, 3
- [58] WikiHow. Wikihow. <https://www.wikihow.com>, 2025. 6
- [59] Chao-Yuan Wu, Yanghao Li, Karttikeya Mangalam, Haoqi Fan, Bo Xiong, Jitendra Malik, and Christoph Feichtenhofer. Memvit: Memory-augmented multiscale vision transformer for efficient long-term video recognition. In *Proceedings of the IEEE/CVF Conference on Computer Vision and Pattern Recognition*, pages 13587–13597, 2022. 2
- [60] Hu Xu, Gargi Ghosh, Po-Yao Huang, Dmytro Okhonko, Armen Aghajanyan, Florian Metze, Luke Zettlemoyer, and Christoph Feichtenhofer. Videoclip: Contrastive pre-training for zero-shot video-text understanding. *arXiv preprint arXiv:2109.14084*, 2021. 1, 2, 4
- [61] Semih Yagcioglu, Aykut Erdem, Erkut Erdem, and Nazli Ikizler-Cinbis. Recipeqa: A challenge dataset for multimodal comprehension of cooking recipes. *arXiv preprint arXiv:1809.00812*, 2018. 1
- [62] Yan Zeng, Xinsong Zhang, and Hang Li. Multi-grained vision language pre-training: Aligning texts with visual concepts. *arXiv preprint arXiv:2111.08276*, 2021. 2
- [63] He Zhao, Isma Hadji, Nikita Dvornik, Konstantinos G Derpanis, Richard P Wildes, and Allan D Jepson. P3iv: Probabilistic procedure planning from instructional videos with weak supervision. In *Proceedings of the IEEE/CVF Conference on Computer Vision and Pattern Recognition*, pages 2938–2948, 2022. 2
- [64] Shuai Zhao, Linchao Zhu, Xiaohan Wang, and Yi Yang. Centerclip: Token clustering for efficient text-video retrieval. *arXiv preprint arXiv:2205.00823*, 2022. 2
- [65] Yiwu Zhong, Licheng Yu, Yang Bai, Shangwen Li, Xueting Yan, and Yin Li. Learning procedure-aware video representation from instructional videos and their narrations. *arXiv preprint arXiv:2303.17839*, 2023. 2
- [66] Honglu Zhou, Roberto Martín-Martín, Mubbasir Kapadia, Silvio Savarese, and Juan Carlos Niebles. Procedure-aware pretraining for instructional video understanding. In *CVPR*, pages 10727–10738, 2023. 2
- [67] Honglu Zhou, Roberto Martín-Martín, Mubbasir Kapadia, Silvio Savarese, and Juan Carlos Niebles. Procedure-aware pretraining for instructional video understanding. *Proceedings of the IEEE/CVF Conference on Computer Vision and Pattern Recognition*, 2023. 2
- [68] Luowei Zhou, Chenliang Xu, and Jason J Corso. Towards automatic learning of procedures from web instructional videos. In *AAAI Conference on Artificial Intelligence*, pages 7590–7598, 2018. 3
- [69] Dimitri Zhukov, Jean-Baptiste Alayrac, Ramazan Gokberk Cinbis, David Fouhey, Ivan Laptev, and Josef Sivic. Cross-task weakly supervised learning from instructional videos. In *Proceedings of the IEEE/CVF Conference on Computer Vision and Pattern Recognition*, pages 3537–3545, 2019. 2, 3, 5, 6, 7, 4

Stitch-a-Recipe: Creating Video Demonstrations from Multistep Descriptions

Supplementary Material

6. Supplementary video

We provide a supplementary video that shows an overview of the paper. It also shows qualitative video examples that best illustrates the visual demonstration we obtain from multistep descriptions.

7. Stitch-a-Recipe dataset

LLM prompts. As discussed in Sec. 3.3, we create weakly supervised training data \mathcal{D}_w for our task. We use a recent language model, Llama 3.1 70B [12], to extract step descriptions from the narrations, and novel recipe combinations. We show the LLM prompt for each of the two tasks below:

Firstly, we provide narrations and ask the language model to provide the step descriptions. Here is the prompt:

System: Help summarize the steps of this recipe whose narrations with timestamps are given. Timestamp is given in seconds.

User: Given the narrations and the timestamp of a video in the format '[start_time-end_time] narration text', tell the recipe being made in this video and list down the steps required to make this recipe. For each step, list down the timestamp of the corresponding narrations that best describe the step. Do not list the introduction, explanation, or comment as a step. Answer in this format: 'Recipe: Name of the recipe and brief detail.'

Step 1: [start_time-end_time] description of the step
Step 2: [start_time-end_time] description of the step and so on.'. Here are narrations:

NARRATION COMES HERE

Assistant:

After obtaining the summaries, we feed $N = 2/3/4$ recipes to the language model and ask it to create a novel recipe, following all the desired constraints of realism and correctness. We show the prompt for $N = 3$ here:

System: Generate a new recipe by combining steps from different recipes.

User: You are tasked with creating a new recipe by combining steps from 3 provided recipe summaries. Your goal is to seamlessly integrate steps from each recipe, switching between them only when necessary due to differences in ingredients, techniques, or tools. Ensure that you do not introduce any new

ingredients or steps beyond what is outlined in the summaries. Also, make sure to use at least one step from all recipes. Answer 'Not Possible' if this is not possible. Format your response as follows:

Step 1 (Step _ Recipe _): [Description of the step]

Step 2 (Step _ in Recipe _): [Description of the step]

...

Step t (Step _ in Recipe _): [Description of the step]

Explanation: [Any explanation that you want to provide]

Here are the recipes:

RECIPE 1 COMES HERE

RECIPE 2 COMES HERE

RECIPE 3 COMES HERE

Assistant:

Overall, our language model prompts ensure good-quality weakly supervised data; the effectiveness is also shown in Sec. 4.

Stitch-a-Recipe-VD dataset curation. In VidDetours's [5] manual annotation, for two videos $V_1, V_2 \in \mathcal{C}$, the annotation specifies a time t in V_1 where a user asks Q to take a detour to time window $[t_2, t_3]$ in V_2 . Q is a natural language question like "*Can we substitute garlic with shallots?*". We use Q , t , and $[t_2, t_3]$ to choose recipe steps from V_1 and V_2 . Since there exists a recipe step r' after time t_2 in V_2 that answers Q , ensuring $r' \in R$ implies $v_i \in V_1$ and $v_{i+1} \in V_2$ for some i . This process can be extended to create a recipe with ground truth containing more videos. Note that the dataset has many distinct annotations with both $V_1 \rightarrow V_2$ and $V_2 \rightarrow V_1$ detours, thus reducing the number of distinct videos in a sample in \mathcal{D}_d , see Sec. 3.4 for statistics. All the recipes in \mathcal{D}_d are manually verified for correctness. This process leverages the annotation effort in [5] to create a clean testing set, with minimal manual verification efforts.

Note that we cannot use the evaluation dataset in Recipe2Video [52] (RecipeQA [61] and Tasty videos [45]) since they do not have ground truth annotations; they compare heuristics like abrupt info gain and visual relevance.

8. Results and additional ablations

Baseline implementation details. We use the implementation provided in [23] to extract InternVideo [56] visual features. We use the author's provided code for VidDetours [5] and CoVR [53], and retrain on our dataset for a fair comparison. We re-implement Recipe2Video [52] since there is no publicly available codebase.

Study Instructions

Goal

The goal of this study is to compare between two methods that aim to obtain image or video demonstration from recipes.

The input is a recipe with multiple steps.

The output is either a video demonstration showing the recipe or a collection of images.

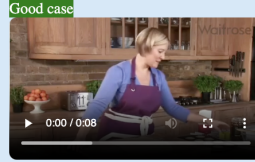
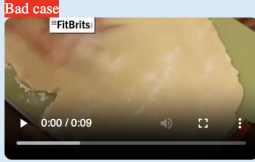
Task

Your task is to read the recipe steps and watch the outputs being compared and tell your preference between the two images/videos based on the following criteria:

- **Step faithfulness:** Which of the two outputs better represent the visual demonstration of the given step? It is a measure of the correctness of the demonstration with respect to the prompt.

Example: Cut the flattend dough using a star-shape cut.


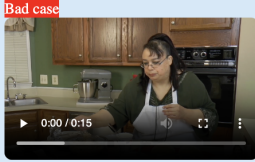
Explanation: In the bad case video, it shows a wrong tool (round-shape cut).



- **Goal faithfulness:** Which of the two outputs better represent the overall goal of the recipe? Note that goal faithfulness and step faithfulness are different. One option can show all steps correctly, having good step faithfulness, and still not achieve the goal of the recipe. That is, it uses a combination of steps that do not make sense, when put together.

Example: The recipe is about making a beef taco.


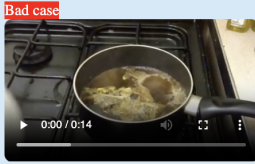
Explanation: The bad case video is about making a chicken taco.



- **Visual quality:** Which of the two outputs have a better visual quality? i.e., which one shows images or videos that are visually consistent. Specifically, it should be easier to watch with fewer scenes, objects, and environment changes.

Example: The recipe is about making a chai milktea.

Explanation: In the bad case video, the milk is added, but in a later step, it disappears from the pot.



- **Overall preference:** If you were to watch one of the outputs to learn the recipe given as the input recipe steps, which one will you choose out of the two options? This answer can be based on all the points mentioned above.

Figure 6. **Human preference study interface instructions.** We provide examples of all axes for human preference study—step faithfulness, goal faithfulness, visual quality and the overall preference.

Creating the distractor set for evaluation. In Sec. 4, we state that we create a *distractor set* containing 499 negative samples for retrieval performance evaluation. We describe the composition of this challenging negative set, that assesses various aspects of the visual demonstration creation. The dataset consists of equal samples from the following strategies:

- **Reduced search space top-K samples (RS):** We use the set cover algorithm, as introduced in Sec. 3.2, to create a set of challenging options. These options contain visual demonstrations that combine multiple source videos.
- **Full videos (Full):** We sample videos from the same task that serves as an unmixed distractor in the candidate set.
- **Other positives (Other-pos):** These are ground truth visual demonstrations for other recipes in the test set.
- **Random mix-n-match (Rand-match):** These distractors are a random combination of video clips from the same

task.

- **Mix-n-match w/ similarity (Sim-match):** For every step description, we choose the highest similarity visual demonstrations and create a sequence from top retrievals, based on the similarity scores. Note that these options do not consider the visual continuity, unlike our training positives.

Overall, this distractor set contains carefully chosen negatives that serve as a competitive benchmark for this task.

Additional result splits. We provide performance splits for results presented in Sec. 4. We show results for the following splits:

- **Performance split between COIN and CrossTask:** Tab. 4 shows performance split between COIN [50] and CrossTask [69]. We show the combined performance in Sec. 4 since both the datasets evaluate the same aspects of the model. We outperform all the baselines on all for

Test: 1 / 20

Note: Some samples contain a collection of images instead of clips. We align the videos and steps into a single video. It is common for one of the videos to not be playing—it may be displaying an image or waiting for another video to complete the same step.

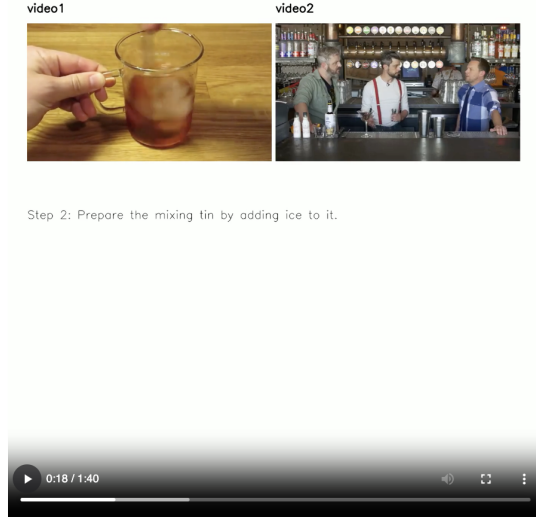


Figure 7. **Human preference study submission form.** The video in the interface shows both the candidate recipes side by side, and the step description is shown below them. The video is followed by four questions, asking about each axis, and the result is saved as a CSV file.

metrics for both the datasets.

- Performance across various distractor set components: In Sec. 8, we introduce the distractor set components. We evaluate the performance with each component of the distractor set. For example, we evaluate the retrieval performance with 99 negative samples from ‘Random mix-n-match’ and one ground truth. Fig. 8 shows the results. Our method consistently performs good on all distractor sets. In particular, our method outperforms all the competing methods on more difficult distractor sets, *i.e.*, RS, Sim-match, and Other-pos.

9. Human preference study interface

Fig. 6 and Fig. 7 show our designed human preference study interface instructions and questions, respectively. We first provide instructions, followed by examples of all aspects we

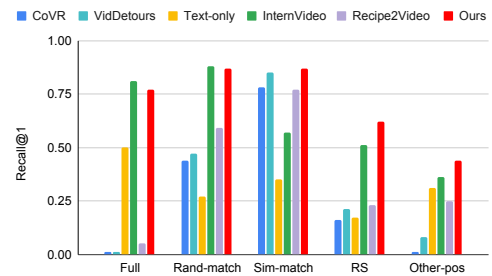


Figure 8. **Result on distractor set splits.** Our model performs competitively on all splits—particularly the more challenging RS, Other-pos, and Sim-match.

evaluate—step faithfulness, goal faithfulness, visual quality and overall preference (Fig. 6). Step faithfulness evaluates which of the two methods shows correct video clips for a

Method	COIN [50]				CrossTask [69]			
	<i>MR</i> ↓	<i>R@1</i>	<i>R@5</i>	<i>ED</i> ↓	<i>MR</i> ↓	<i>R@1</i>	<i>R@5</i>	<i>ED</i> ↓
CoVR [53]	95	0.01	0.03	0.99	97	0.01	0.03	0.99
VidDetours [5]	35	0.05	0.13	0.88	38	0.04	0.13	0.91
Text-only	80	0.02	0.08	0.67	78	0.03	0.07	0.67
InternVideo [56]	14	0.15	0.40	0.38	23	0.12	0.34	0.45
Recipe2Video [52]	25	0.03	0.18	0.81	27	0.05	0.20	0.84
Ours	4	0.27	0.54	0.28	4	0.29	0.54	0.28

Table 4. **Additional results on visual demonstration retrieval.** Comparison of the performance of our method against baselines and prior work for COIN [50] and CrossTask [69]. This table shows per dataset performance for the consolidated results in Tab. 1.

given step. Goal faithfulness takes it a step further by assessing if the overall goal of the recipe R is satisfied or not. Visual quality checks for which of the options is easier to watch (with fewer context jumps) and finally, overall preference captures which output the user would prefer. The two options are randomly shuffled to avoid any bias in the human subjects. All the subjects are unrelated to this project and briefed about the task before the study.