

Wavefunction coefficients from Amplitubes

Ross Glew

*Department of Physics, Astronomy and Mathematics,
University of Hertfordshire,
Hatfield, Hertfordshire, AL10 9AB, United Kingdom*

E-mail: r.glew@herts.ac.uk

ABSTRACT: Given a graph its set of connected subgraphs (tubes) can be defined in two ways: either by considering subsets of edges, or by considering subsets of vertices. We refer to these as binary tubes and unary tubes respectively. Both notions come with a natural compatibility condition between tubes which differ by a simple adjacency constraint. Compatible sets of tubes are referred to as tubings. By considering the set of binary tubes, and summing over all maximal binary-tubings, one is lead to an expression for the flat space wavefunction coefficients relevant for computing cosmological correlators. On the other hand, considering the set of unary tubes, and summing over all maximal unary-tubings, one is lead to expressions recently referred to as amplitubes which resemble the scattering amplitudes of $\text{tr}(\phi^3)$ theory. Due to the similarity between these constructions it is natural to expect a close connection between the wavefunction coefficients and amplitubes. In this paper we study the two definitions of tubing in order to provide a new formula for the flat space wavefunction coefficient for a single graph as a sum over products of amplitubes. We also show how the expressions for the amplitubes can naturally be understood as a sum over orientations of the underlying graph. Combining these observations we are lead to an expression for the wavefunction coefficient given by a sum over terms we refer to as decorated amplitubes which matches a recently conjectured formula resulting from partial fractions. Motivated by our rewriting of the wavefunction coefficient we introduce a new definition of tubing which makes use of both the binary and unary tubes which we refer to as cut tubings. We explain how each cut tubing induces a decorated orientation of the underlying graph and demonstrate how the set of all decorated orientations for a given graph count the number of basis functions appearing in the kinematic flow. Furthermore, we provide an autonomous rule for determining when an arbitrary decorated graph is a valid decorated orientation. We argue that this selection rule is a simple consequence of the nested structure of tubings.

Contents

1	Introduction	2
2	Wavefunction coefficients	4
3	Amplitubes	6
3.1	Oriented graphs	7
4	Wavefunction from amplitubes	8
4.1	Decorated amplitubes	9
5	Cut tubings	11
6	Conclusion	12

1 Introduction

Given a graph G there are two natural ways to specify the set of possible subgraphs: either by providing a subset of its edges, or by providing a subset of its vertices. In the case where the subgraphs specified by an edge or vertex set are connected we refer to them as *binary* and *unary* tubes respectively. The set of binary and unary tubes each come with natural compatibility conditions. Two b -tubes are compatible if one is a subgraph of the other or they do not intersect on any vertices [1]. Whereas, for the compatibility of u -tubes, we have the additional constraint that two u -tubes cannot be adjacent on the graph [2]. Using this compatibility condition b/u -tubings are defined as sets of compatible b/u -tubes.

Remarkably, the combinatorial construction of tubings plays a starring role in the computation of physical quantities of interest to cosmologists and particle physicists. In the case of b -tubes, by summing over all maximal b -tubings, one is lead to the flat space wavefunction coefficients Ψ_G . On the other hand, by summing over all maximal u -tubings, one is lead to expressions which resemble the scattering amplitudes of $\text{tr}(\phi^3)$ theory, following the terminology introduced in [3] we refer to these expressions as *amplitubes* and denote them by A_G . Explicitly the flat space wavefunction and amplitube associated to a graph G are given by

$$\Psi_G = \mathcal{N}_G \sum_{\mathbf{b} \in \mathcal{B}_G^{\text{max}}} \prod_{b \in \mathbf{b}} \frac{1}{H_{\mathbf{b}}}, \quad A_G = \sum_{\mathbf{u} \in \mathcal{U}_G^{\text{max}}} \prod_{u \in \mathbf{u}} \frac{1}{H_{\mathbf{u}}}, \quad (1.1)$$

where \mathcal{N}_G is a normalisation factor, $H_{\mathbf{b}, \mathbf{u}}$ are functions of the vertices and edges of the graph associated to each b/u -tube of G and the sum is over the respective maximal tubings. These expressions are intimately tied to the canonical form of certain positive geometries [4]. In the case of the wavefunction coefficients Ψ_G is related to the canonical form of the cosmological polytopes introduced in [1]. The amplitubes however are related to the canonical forms of the graph associahedra introduced in [2]. Both of these have garnered much attention in recent years, see for instance [1, 5–15] and references therein.

At first glance the formulae in (1.1) appear to take a different form. The wavefunction coefficient contains a normalisation factor \mathcal{N}_G given by the product of all edges in the graph, and each term contains $2|V_E| + L_G - 1$ factors in the denominator¹. Whereas the amplitube has no such prefactor, and each term contains only $|V_E|$ factors in the denominator. However, as we will show, the wavefunction coefficients and amplitubes are intimately connected.

The connection comes by considering all possible ways of cutting the edges of the graph. If we specify the edges to be cut as $\mathbf{e} \subset E_G$ we find the wavefunction coefficient can be expanded as a sum over $2^{|E_G|}$ many terms each given by a product of amplitubes. Explicitly this takes the following form

$$\Psi_G = \sum_{\mathbf{e} \subset E_G} (-1)^{|\mathbf{e}|} \prod_{b \in \mathbf{b}_{\mathbf{e}}} A_b. \quad (1.2)$$

¹Where V_G/E_G is the vertex/edge set of the graph and L_G is the number of feynman loops.

Here the sum is over all subsets \mathbf{e} of edges of the graph, $\mathbf{b}_{\mathbf{e}}$ is the b -tubing whose b -tubes are given by the connected components of G after having cut the edges \mathbf{e} , and A_b is the amplitude associated to each connected component. This expansion of the wavefunction coefficient resembles similar formulae arising from the *cosmological cutting rules* studied in [16, 17].

Furthermore, we show how each amplitude can naturally be decomposed into terms corresponding to orientations of the underlying graph. Combining this observation with (1.2) leads to the following expansion of the wavefunction coefficients

$$\Psi_G = \sum_{\mathbf{e} \subset E_G} (-1)^{|\mathbf{e}|} \prod_{b \in \mathbf{b}_{\mathbf{e}}} \sum_{b^\circ \in b^{\text{dir}}} A_{b^\circ}. \quad (1.3)$$

Here the additional sum is over all valid acyclic orientations of the graph and the factor A_{b° is the contribution to the amplitude A_b from the orientation b° . The terms appearing on the right hand side of (1.3), which we refer to as *decorated amplitudes*, can be labelled by decorating each edge of the graph with one of three options either: a *broken* edge depicted as $\bullet \cdots \bullet$, or with one of the two possible orientations depicted as $\bullet \leftarrow \bullet$ or $\bullet \rightarrow \bullet$. For instance, for the path graph on three vertices (1.3) produces a sum over nine terms labelled as

$$\begin{aligned} \Psi_{\bullet \cdots \bullet} &= A_{\bullet \rightarrow \bullet \rightarrow \bullet} + A_{\bullet \rightarrow \bullet \leftarrow \bullet} + A_{\bullet \leftarrow \bullet \rightarrow \bullet} \\ &\quad + A_{\bullet \leftarrow \bullet \leftarrow \bullet} - A_{\bullet \rightarrow \bullet \cdots \bullet} - A_{\bullet \leftarrow \bullet \cdots \bullet} \\ &\quad - A_{\bullet \cdots \bullet \rightarrow \bullet} - A_{\bullet \cdots \bullet \leftarrow \bullet} + A_{\bullet \cdots \bullet \cdots \bullet}. \end{aligned} \quad (1.4)$$

This matches the *bulk time integral* representation [1] of the wavefunction whose general form was recently conjectured in [18] by considering partial fractions.

Our result (1.2) for the wavefunction coefficient suggests a novel hybrid definition of tubing which makes use of both binary and unary tubes, which we refer to as cut tubings, see also [8]. Given a cut tubing we show how to assign a *decorated orientation* to the underlying graph, with edges receiving one of the following four decorations: $\bullet \rightarrow \bullet$, $\bullet \leftarrow \bullet$, $\bullet \cdots \bullet$ or $\bullet \cdots \bullet$. Remarkably, we find that the set of decorated orientations for a given graph counts the number of basis functions in the recently discovered kinematic flow [9, 10, 20]. Furthermore, we provide an autonomous rule for determining when an arbitrary decorated graph is a valid decorated orientation based upon the rules laid out in [20]. We argue that this selection rule is a simple consequence of the nested structure of tubings.

The remainder of the paper is organised as follows. In section 2 we introduce the wavefunction coefficients Ψ_G and their connection to binary tubes and tubings. In section 3 we introduce the amplitudes A_G and their connection to unary tubes and tubings. Here we also specify how the amplitude can be decomposed into a sum over oriented graphs. In section 4 we present our main formula (4.7) and detail how the wavefunction coefficient can be expanded as a sum over decorated amplitudes. In section 5 we introduce the notion of cut tubings and decorated orientations and show how they count the number of basis functions appearing in the kinematic flow.

Conventions

Throughout the paper we consider a general connected graph G with edge set E_G and vertex set V_G . In our definition of graph we allow for *loops*, edges whose end points coincide, and multi-edges. We denote the number of feynman loops of the graph by L_G . Given a subset of edges $\mathbf{e} \subset E_G$ we denote the graph induced on the edges of \mathbf{e} as $G[\mathbf{e}]$. Note, when the graph contains multi-edges care must be taken to specify which edge is included in the set \mathbf{e} . Similarly, given a subset of vertices $\mathbf{v} \subset V_G$ we denote the graph induced on the vertices of \mathbf{v} as $G[\mathbf{v}]$. By definition if both endpoints of an edge $e \in G$ are contained in the subset \mathbf{v} then the edge is automatically contained in $G[\mathbf{v}]$. When discussing tubings it will prove useful to completely specify both the vertex and edge set of the subgraph as $\{\mathbf{v}, \mathbf{e}\}$, we denote the graph induced on this edge and vertex set as $G[\{\mathbf{v}, \mathbf{e}\}]$.

2 Wavefunction coefficients

The flat space wavefunction coefficients can be computed by purely combinatorial means by considering the compatibility of subgraphs as we now review [1]. Given a graph G we refer to the set of all *connected* subgraphs $G[\{\mathbf{v}, \mathbf{e}\}]$ obtained by specifying a subset of vertices and edges as *binary*² tubes or *b-tubes*. We denote the set of all *b-tubes* as B_G . In simple examples it is useful to introduce a graphical notation for the *b-tubes* by encircling the set of edges and vertices of the graph G contained in the *b-tube*. We say two *b-tubes* are *compatible* if one is a subgraph of the other or they do not intersect on any vertices. A set of *b-tubes* $\mathbf{b} \subset B_G$ is said to form a *b-tubing* if the tubes $b \in \mathbf{b}$ are mutually compatible. We denote the set of *b-tubings* by \mathcal{B}_G . A *b-tubing* is *maximal* if no more compatible *b-tubes* can be added. The set of all maximal *b-tubings* is denoted \mathcal{B}_G^{\max} . Each maximal *b-tubing* contains exactly $2|V_G| + L - 1$ many *b-tubes*.

In terms of *b-tubings* the contribution to the flat space wavefunction coefficient from the graph G (hereby referred to simply as the wavefunction coefficient) can be written as

$$\Psi_G = \left(\prod_{e \in E_G} 2y_e \right) \tilde{\Psi}_G, \quad \tilde{\Psi}_G = \sum_{\mathbf{b} \in \mathcal{B}_G^{\max}} \frac{1}{H_{\mathbf{b}}}. \quad (2.1)$$

Where the sum is over all maximal *b-tubings* of the graph and we have introduced the notation

$$H_{\mathbf{b}} = \prod_{b \in \mathbf{b}} H_b. \quad (2.2)$$

The H_b are linear functions of the edges (assigned the variables y_e) and vertices (assigned the variables x_v) of the graph associated to each *b-tube* defined by

$$H_b = \sum_{v \in b} x_v + \sum_{e \text{ cuts } b} n_{e,b} y_e. \quad (2.3)$$

²Where *binary* reflects the fact that for each maximal *b-tubing* each *b-tube* is partitioned into exactly *two* subtubes.

Here the first sum is over all vertices contained in the b -tube and the second sum is over all edges which are cut by the b -tube. The factor $n_{e,b}$ counts the number of times the edge e is cut by the tube b .

The definition of the wavefunction coefficients are best exhibited through examples. For instance for the path graph on three vertices we have

$$\tilde{\Psi}_{\bullet-\bullet-\bullet} = \frac{1}{H \text{ (diagram) }} + \frac{1}{H \text{ (diagram) }}, \quad (2.4)$$

where we have the following linear factors

$$\begin{aligned} H_{\bullet-\bullet-\bullet} &= x_1 + y_{12}, & H_{\bullet-\bullet-\bullet} &= x_2 + y_{12} + y_{23}, & H_{\bullet-\bullet-\bullet} &= x_3 + y_{23}, \\ H_{\bullet-\bullet-\bullet} &= x_1 + x_2 + x_3, & H_{\bullet-\bullet-\bullet} &= x_1 + x_2 + y_{23}, & H_{\bullet-\bullet-\bullet} &= x_2 + x_3 + y_{12}. \end{aligned} \quad (2.5)$$

The simplest example of a graph containing multi-edges is given by the two-cycle whose flat space wavefunction reads

$$\tilde{\Psi}_{\text{loop}} = \frac{1}{H \text{ (diagram) }} + \frac{1}{H \text{ (diagram) }}, \quad (2.6)$$

where we have the following

$$\begin{aligned} H_{\text{loop}} &= x_1 + y_{12} + \tilde{y}_{12}, & H_{\text{loop}} &= x_2 + y_{12} + \tilde{y}_{12}, & H_{\text{loop}} &= x_1 + x_2, \\ H_{\text{loop}} &= x_1 + x_2 + 2\tilde{y}_{12}, & H_{\text{loop}} &= x_1 + x_2 + 2y_{12}. \end{aligned} \quad (2.7)$$

To illustrate the final subtlety of graphs containing loops we consider the following example

$$\tilde{\Psi}_{\bullet-\text{loop}} = \frac{1}{H \text{ (diagram) }} + \frac{1}{H \text{ (diagram) }}, \quad (2.8)$$

where we have the following

$$\begin{aligned} H_{\bullet-\text{loop}} &= x_1 + y_{12}, & H_{\bullet-\text{loop}} &= x_2 + y_{12} + 2y_{22}, & H_{\bullet-\text{loop}} &= x_1 + x_2 \\ H_{\bullet-\text{loop}} &= x_1 + x_2 + 2y_{22}, & H_{\bullet-\text{loop}} &= x_2 + y_{12}. \end{aligned} \quad (2.9)$$

As was mentioned in the introduction the wavefunction coefficients compute the canonical form of the cosmological polytopes introduced in [1].

3 Amplitubes

Let us now describe the vertex centric definition of tubes introduced in [2]. Note, in the case of graphs with multi-edges or loops our definitions differ to those introduced in [19]. Let G be a connected graph. A *unary*³ tube, or *u-tube*, on G is a non-empty subset of vertices of G whose induced subgraph $G[u]$ is connected. In this context we refer to the *u-tube* consisting of the entire vertex set of G as the *root*. We will go back and forth between thinking of a *u-tube* as a subgraph or as a subset of vertices. We denote the set of *u-tubes* of G by U_G . In the case where the graph is simple we have $U_G = B_G$, generally however, we have $U_G \subset B_G$. Continuing the examples of the last section we have for the path graph

$$U_{\bullet-\bullet-\bullet} = \{\textcircled{\bullet}-\bullet-\bullet, \bullet-\textcircled{\bullet}-\bullet, \bullet-\bullet-\textcircled{\bullet}, \textcircled{\bullet-\bullet}-\bullet, \bullet-\textcircled{\bullet-\bullet}, \textcircled{\bullet-\bullet-\bullet}\} = B_{\bullet-\bullet-\bullet}. \quad (3.1)$$

Whilst, for the two-cycle the set of *u-tubes* are given by

$$U_{\textcircled{\bullet-\bullet}} = \{\textcircled{\bullet-\bullet}, \bullet-\textcircled{\bullet-\bullet}, \textcircled{\bullet-\bullet-\bullet}\} \subset B_{\textcircled{\bullet-\bullet}}. \quad (3.2)$$

Finally, for the graph containing a loop we have

$$U_{\bullet-\textcircled{\bullet}} = \{\textcircled{\bullet-\bullet}, \bullet-\textcircled{\bullet-\bullet}, \textcircled{\bullet-\bullet-\bullet}\} \subset B_{\bullet-\textcircled{\bullet}}. \quad (3.3)$$

We say that two tubes u_1 and u_2 :

- *intersect* if $u_1 \cap u_2 \neq \emptyset$ and $u_1 \not\subset u_2$ and $u_2 \not\subset u_1$,
- are *adjacent* if $u_1 \cap u_2 = \emptyset$ and $u_1 \cup u_2 \in U_G$,
- are *compatible* if they do not intersect and they are not adjacent.

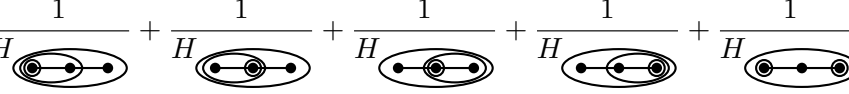
Compared to the *b-tubes* of the last section we have an additional constraint, the non-adjacency condition, for the compatibility of *u-tubes*. A *u-tubing* $\mathbf{u} \subset U_G$ is a subset of *u-tubes* which contains the root and whose elements are mutually compatible. As before a *maximal u-tubing* is a *u-tubing* to which no more compatible *u-tubes* can be added. We denote the set of all *u-tubings* of G by \mathcal{U}_G and the set of all maximal *u-tubings* by \mathcal{U}_G^{\max} . Each maximal *u-tubing* contains exactly $|V_G|$ many *u-tubes*.

Having defined the appropriate graph notions we can proceed by defining the *amplitude* [3] of a graph G as


$$A_G = \sum_{\mathbf{u} \in \mathcal{U}_G^{\max}} \frac{1}{H_{\mathbf{u}}}, \quad (3.4)$$

³Where *unary* reflects the fact that for each *u-tube* in a maximal *u-tubing* there is a *single* vertex not contained in any of its subtubes.

where the factors $H_{\mathbf{u}}$ are the same as those introduced in (2.3). Again the definitions are best illustrated by examples: for the path graph the amplitude is given by

$$A_{\bullet \text{---} \bullet \text{---} \bullet} = \frac{1}{H_{\text{diag1}}} + \frac{1}{H_{\text{diag2}}} + \frac{1}{H_{\text{diag3}}} + \frac{1}{H_{\text{diag4}}} + \frac{1}{H_{\text{diag5}}}. \quad (3.5)$$


For the remaining examples introduced in the last section we have the following amplitudes

$$A_{\text{loop}} = \frac{1}{H_{\text{diag1}}} + \frac{1}{H_{\text{diag2}}}, \quad A_{\text{edge-loop}} = \frac{1}{H_{\text{diag3}}} + \frac{1}{H_{\text{diag4}}}. \quad (3.6)$$


We note in passing that the expression for the amplitude can be seen as calculating the canonical form of a convex polytope known as the *graph associahedron* [2] via a sum over its vertices.

3.1 Oriented graphs

We now move on to describe how each maximal u -tubing can be used to induce an orientation of the underlying graph and show how this provides a natural decomposition of the corresponding amplitude. Given a graph G and a maximal u -tubing \mathbf{u} , for each vertex $v \in V_G$, we can identify a unique tube $u_v^\uparrow \in \mathbf{u}$ defined as the minimal (by inclusion) tube $u \in \mathbf{u}$ such that $v \in u$. The tube u_v^\uparrow provides a partition of the vertices of G given by

$$V_G = \left(V_G \setminus u_v^\uparrow \right) \cup u_v^\uparrow. \quad (3.7)$$

With this partition we can introduce an orientation for the edges of G incident at v by using the following rule:

$$v \text{---} v' = \begin{cases} v \rightarrow v' & \text{for } v' \in \left(V_G \setminus u_v^\uparrow \right), \\ v \text{---} v' & \text{otherwise.} \end{cases} \quad (3.8)$$

Therefore, for each $\mathbf{u} \in \mathcal{U}_G^{\max}$, by performing the above procedure for all vertices, we arrive at an orientation for the entire graph which we denote as $G_{\mathbf{u}}^\circ$. By convention we leave all loops un-oriented. It is straightforward to see that $G_{\mathbf{u}}^\circ$ is always an acyclic orientation of the graph. We denote the set of all *distinct* orientations resulting from this procedure as

$$G^{\text{dir}} = \{ G_{\mathbf{u}}^\circ : \mathbf{u} \in \mathcal{U}_G^{\max} \}. \quad (3.9)$$

Since multiple maximal u -tubings generally result in the same orientation, it is useful to collect terms in the amplitude as follows

$$A_G = \sum_{g^\circ \in G^{\text{dir}}} A_{g^\circ}, \quad A_{g^\circ} = \sum_{\mathbf{u}: G_{\mathbf{u}}^\circ = g^\circ} \frac{1}{H_{\mathbf{u}}}. \quad (3.10)$$

The contribution from each partition tubing \mathbf{b}_e is given simply by the product of the amplitudes associated to each subgraph $b \in \mathbf{b}_e$. Note, in particular each term appearing in the sum now has only $|V_G|$ many factors in the denominator. We have checked explicitly (4.1) in a large number of cases including examples with loops and multi-edges.

As an illustration of formula (4.1) for our running examples we have: for the path graph

$$\Psi_{\bullet-\bullet-\bullet} = A_{\bullet-\bullet-\bullet} - A_{\bullet-\bullet-\bullet} - A_{\bullet-\bullet-\bullet} + A_{\bullet-\bullet-\bullet}, \quad (4.2)$$

for the two-cycle

$$\Psi_{\bullet \circlearrowleft \bullet} = A_{\bullet \circlearrowleft \bullet} - A_{\bullet \circlearrowleft \bullet} - A_{\bullet \circlearrowleft \bullet} + A_{\bullet \circlearrowleft \bullet}, \quad (4.3)$$

and for our last example

$$\Psi_{\bullet-\bullet-\bullet} = A_{\bullet-\bullet-\bullet} - A_{\bullet-\bullet-\bullet} - A_{\bullet-\bullet-\bullet} + A_{\bullet-\bullet-\bullet}. \quad (4.4)$$

The terms appearing in (4.2) with broken edges are given by the following products of amplitudes

$$\begin{aligned} A_{\bullet-\bullet-\bullet} &= \left(\frac{1}{H_{\bullet-\bullet-\bullet}} + \frac{1}{H_{\bullet-\bullet-\bullet}} \right) \times \frac{1}{H_{\bullet-\bullet-\bullet}}, \\ A_{\bullet-\bullet-\bullet} &= \frac{1}{H_{\bullet-\bullet-\bullet}} \times \left(\frac{1}{H_{\bullet-\bullet-\bullet}} + \frac{1}{H_{\bullet-\bullet-\bullet}} \right), \\ A_{\bullet-\bullet-\bullet} &= \frac{1}{H_{\bullet-\bullet-\bullet}} \times \frac{1}{H_{\bullet-\bullet-\bullet}} \times \frac{1}{H_{\bullet-\bullet-\bullet}}. \end{aligned} \quad (4.5)$$

For the two cycle the terms appearing in (4.3) with broken edges are given by the following products of amplitudes

$$A_{\bullet \circlearrowleft \bullet} = \frac{1}{H_{\bullet \circlearrowleft \bullet}} + \frac{1}{H_{\bullet \circlearrowleft \bullet}}, \quad A_{\bullet \circlearrowleft \bullet} = \frac{1}{H_{\bullet \circlearrowleft \bullet}} + \frac{1}{H_{\bullet \circlearrowleft \bullet}}, \quad A_{\bullet \circlearrowleft \bullet} = \frac{1}{H_{\bullet \circlearrowleft \bullet}} \times \frac{1}{H_{\bullet \circlearrowleft \bullet}}.$$

Finally, the terms appearing in (4.4) with broken edges are given by the following products of amplitudes

$$\begin{aligned} A_{\bullet-\bullet-\bullet} &= \frac{1}{H_{\bullet-\bullet-\bullet}} + \frac{1}{H_{\bullet-\bullet-\bullet}}, & A_{\bullet-\bullet-\bullet} &= \frac{1}{H_{\bullet-\bullet-\bullet}} \times \frac{1}{H_{\bullet-\bullet-\bullet}}, \\ A_{\bullet-\bullet-\bullet} &= \frac{1}{H_{\bullet-\bullet-\bullet}} \times \frac{1}{H_{\bullet-\bullet-\bullet}}. \end{aligned} \quad (4.6)$$

4.1 Decorated amplitudes

In this section we show how (4.1) reproduces a recently conjectured formula for the wavefunction coefficient motivated by partial fractions [18], see formula (15) therein. In order to do

so we simply substitute the expressions for the amplitudes decomposed into directed graphs i.e. (3.10) into (4.1) to arrive at

$$\Psi_G = \sum_{e \in E_G} (-1)^{|e|} \prod_{b \in \mathbf{b}_e} \sum_{b^\circ \in b^{\text{dir}}} A_{b^\circ}. \quad (4.7)$$

Each term appearing on the right hand side of (4.7), which we refer to as decorated amplitudes, can be labelled by decorating every edge of the graph G by either a broken or directed edge depicted as $\bullet \cdots \bullet$, $\bullet \rightarrow \bullet$ or $\bullet \leftarrow \bullet$. Again, by convention we treat any unbroken loop edge as un-oriented. To demonstrate this formula, and finish our running examples, consider the path graph on three vertices whose expansion takes the following form

$$\begin{aligned} \Psi_{\bullet \cdots \bullet} &= A_{\bullet \rightarrow \bullet \rightarrow \bullet} + A_{\bullet \rightarrow \bullet \leftarrow \bullet} + A_{\bullet \leftarrow \bullet \rightarrow \bullet} + A_{\bullet \leftarrow \bullet \leftarrow \bullet} - A_{\bullet \cdots \bullet} - A_{\bullet \cdots \bullet} \\ &\quad - A_{\bullet \cdots \bullet} - A_{\bullet \cdots \bullet} + A_{\bullet \cdots \bullet} \\ &\quad - A_{\bullet \cdots \bullet} - A_{\bullet \cdots \bullet} + A_{\bullet \cdots \bullet} \end{aligned} \quad (4.8)$$

The decorated graphs containing both directed and broken edges are given explicitly by

$$A_{\bullet \rightarrow \bullet \cdots \bullet} = \frac{1}{H_{\bullet \rightarrow \bullet \rightarrow \bullet}}, \quad A_{\bullet \leftarrow \bullet \cdots \bullet} = \frac{1}{H_{\bullet \leftarrow \bullet \leftarrow \bullet}}, \quad A_{\bullet \cdots \bullet \rightarrow \bullet} = \frac{1}{H_{\bullet \cdots \bullet \rightarrow \bullet}}, \quad A_{\bullet \cdots \bullet \leftarrow \bullet} = \frac{1}{H_{\bullet \cdots \bullet \leftarrow \bullet}}.$$

Next, consider the two cycle which has the following expansion

$$\Psi_{\bullet \rightarrow \bullet \rightarrow \bullet} = A_{\bullet \rightarrow \bullet \rightarrow \bullet} + A_{\bullet \rightarrow \bullet \leftarrow \bullet} - A_{\bullet \leftarrow \bullet \rightarrow \bullet} - A_{\bullet \leftarrow \bullet \leftarrow \bullet} - A_{\bullet \cdots \bullet} - A_{\bullet \cdots \bullet} + A_{\bullet \cdots \bullet}, \quad (4.9)$$

where the graphs with both broken and directed edges are given by

$$A_{\bullet \rightarrow \bullet \cdots \bullet} = \frac{1}{H_{\bullet \rightarrow \bullet \rightarrow \bullet}}, \quad A_{\bullet \leftarrow \bullet \cdots \bullet} = \frac{1}{H_{\bullet \leftarrow \bullet \leftarrow \bullet}}, \quad A_{\bullet \cdots \bullet \rightarrow \bullet} = \frac{1}{H_{\bullet \cdots \bullet \rightarrow \bullet}}, \quad A_{\bullet \cdots \bullet \leftarrow \bullet} = \frac{1}{H_{\bullet \cdots \bullet \leftarrow \bullet}}. \quad (4.10)$$

Finally, we have the graph containing a loop which has the following expansion

$$\Psi_{\bullet \rightarrow \bullet \rightarrow \bullet} = A_{\bullet \rightarrow \bullet \rightarrow \bullet} + A_{\bullet \rightarrow \bullet \leftarrow \bullet} - A_{\bullet \leftarrow \bullet \rightarrow \bullet} - A_{\bullet \leftarrow \bullet \leftarrow \bullet} - A_{\bullet \cdots \bullet} + A_{\bullet \cdots \bullet}, \quad (4.11)$$

where the graphs with both broken and directed edges are given by

$$A_{\bullet \rightarrow \bullet \cdots \bullet} = \frac{1}{H_{\bullet \rightarrow \bullet \rightarrow \bullet}}, \quad A_{\bullet \leftarrow \bullet \cdots \bullet} = \frac{1}{H_{\bullet \leftarrow \bullet \leftarrow \bullet}}. \quad (4.12)$$

5 Cut tubings

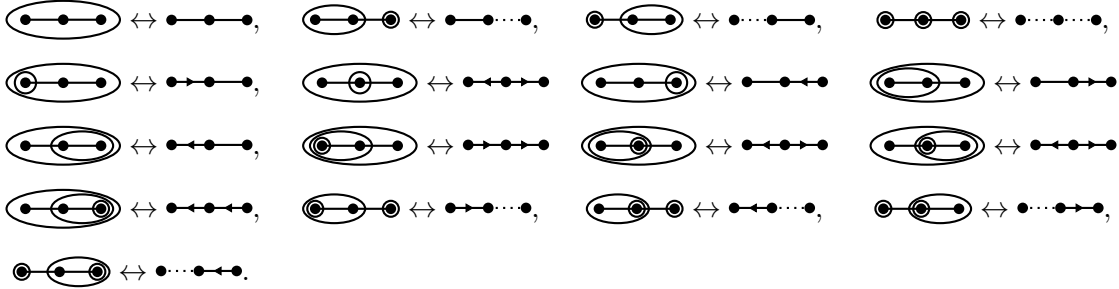
The result for the wavefunction coefficients presented in (4.1) suggests to us a new definition of tubing which makes use of both the binary and unary tubes, we refer to these as *cut* tubings, see also [8]. A cut tubing $\mathbf{b}_{\mathbf{e},(\mathbf{u}_1,\dots,\mathbf{u}_k)}$ can be constructed from the following data:

- a subset of cut edges $\mathbf{e} \subset E_G$ or equivalently the corresponding partition tube $\mathbf{b}_{\mathbf{e}} = (b_1, \dots, b_k)$,
- a u -tubing \mathbf{u}_i (not necessarily maximal) for each $b_i \in \mathbf{b}_{\mathbf{e}}$.

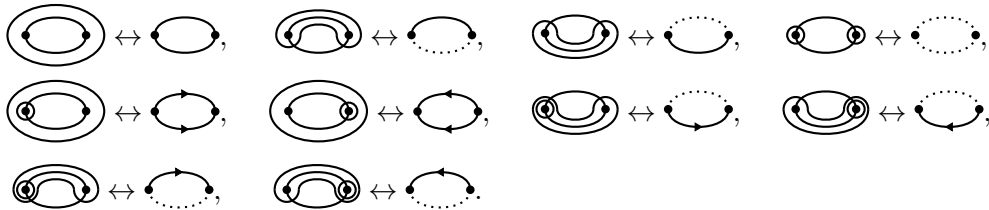
Given this data the corresponding cut tubing is defined as $\mathbf{b}_{\mathbf{e},(\mathbf{u}_1,\dots,\mathbf{u}_k)} = \cup_i \mathbf{u}_i$. Furthermore, each cut tubing $\mathbf{b}_{\mathbf{e},\mathbf{u}_1,\dots,\mathbf{u}_k}$ induces a *decorated orientation* of the graph as follows:

- Each edge $e \in \mathbf{e}$ is decorated with a broken edge $\bullet \cdots \bullet$.
- All remaining edges are oriented following the rule (3.8) applied to the cut tubing $\cup_i \mathbf{u}_i$.

As an example the cut tubings and corresponding decorated orientations of the path graph on three vertices are given by



The two-cycle has the following cut tubings and corresponding decorated orientations



As can be seen by the above examples, generically, multiple cut tubings lead to the same decorated orientation. We denote the set of all distinct decorated orientations of the graph G obtained by considering all possible cut tubings as G^{dec} .

Remarkably, we find that the cardinality of the set of decorated orientations for a graph G is equal to the number of basis functions appearing in the kinematic flow discovered in [9, 10]. Examples of the set G^{dec} for various graphs are displayed in Fig. 1 through to Fig. 5. We have checked our counting matches that of [20]. For a tree-graph we find all possible decorations of the edges are valid resulting in $4^{|E_G|}$ many decorated orientations. When the

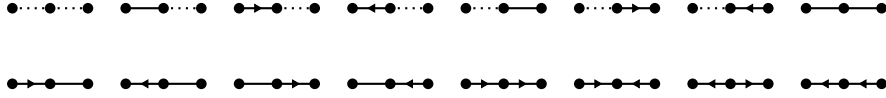


Figure 1. The 16 decorated orientations of the path graph on three vertices.

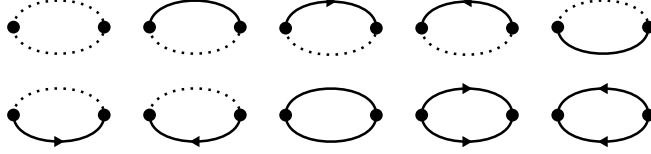


Figure 2. The 10 decorated orientations of the two cycle.

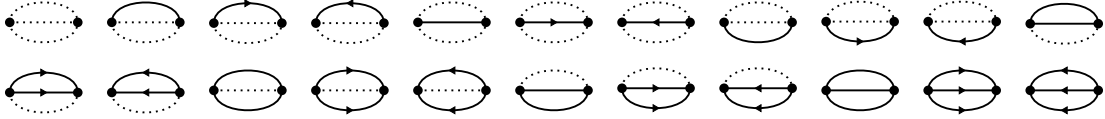


Figure 3. The 22 decorated orientations of the two-loop sunrise.

graph contains a cycle this is no longer the case. For instance the non valid decorations for the two and three-cycle are displayed in Fig. 6 and Fig. 7 respectively. In [20] a general rule for determining the set of functions appearing in the kinematic flow was given for an arbitrary graph G . This rule can be easily translated to the decorated orientations as follows. Given an arbitrary decorated graph G we allow the solid edges $\bullet\text{---}\bullet$ to be traversed in both directions, the oriented edges $\bullet\rightarrow\bullet$ and $\bullet\leftarrow\bullet$ to be traversed in the direction specified by their orientation, and the broken edges $\bullet\cdots\bullet$ are non traversable. An arbitrary decorated graph is a non valid decorated orientation if we can traverse an oriented edge and return to its base point. Note however we now have an explanation for this rule coming from tubings! For instance consider the last diagram of Fig. 6. If we label the vertices from left to right as v and v' . The top edge tells us that $u_v^\uparrow \subset u_{v'}^\uparrow$, where u_v^\uparrow is the minimal tube containing the vertex v similarly for v' . However, the bottom edge tells us $u_{v'}^\uparrow \subset u_v^\uparrow$. Since we know $u_v^\uparrow \neq u_{v'}^\uparrow$, otherwise the edges would have been unoriented, this leads to a contradiction. We leave a more detailed investigation of the connection between decorated orientations and the kinematic flow to future work.

6 Conclusion

In this paper we have explored the similarities between the edge and vertex centric notions of tubings which have appeared in the physics and mathematics literature referred to here as binary and unary tubes respectively. The binary tubes are the building blocks for computing




Figure 4. The 50 decorated orientations of the three cycle.

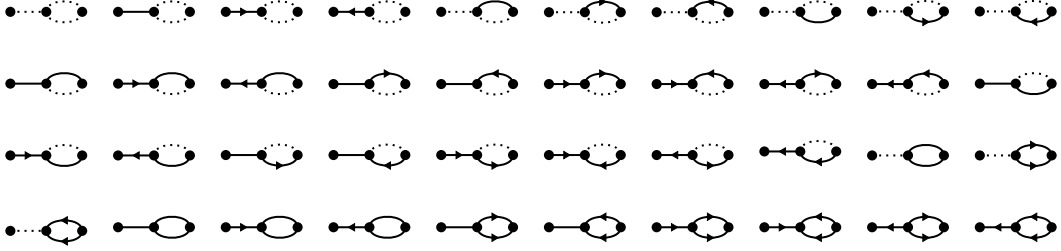


Figure 5. The 40 decorated orientations of the one-loop frying pan.



Figure 6. The 6 non valid decorations of the two cycle.

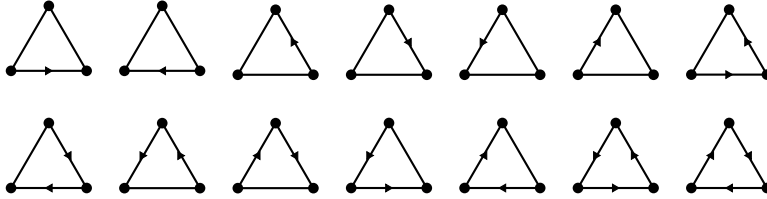


Figure 7. The 14 non valid decorations of the three cycle.

the wavefunction of the universe, whereas the unary tubes are the building blocks of amplitudes. Although taking different forms we have shown that the wavefunction coefficients and

amplitudes are intimately connected. In (4.1) we presented a formula for the wavefunction coefficient of a graph G as a sum over $2^{|E_G|}$ many terms, each associated to cutting a certain subset of edges of the graph. Each term appearing in the sum is then given by a product of amplitudes, one for each connected component of the graph with the specified edges cut. Furthermore, we have shown how the amplitudes can naturally be expanded as a sum over orientations of the underlying graph. Combining this observation with (4.1) resulted in a general formula for the wavefunction coefficient as a sum over decorated amplitudes with edges decorated by either of the three options: $\bullet \cdots \bullet$, $\bullet \leftarrow \bullet$ or $\bullet \rightarrow \bullet$. The expansion we provide for the wavefunction in terms of decorated amplitudes, our formula (4.7), matches previous results in the literature where, in [1] it is referred to as the *bulk time integral* representation and in [18] as the partial fractioning formula.

Our results (4.1) and (4.7) for the wavefunction coefficient suggested a new hybrid definition of tubing which makes use of both binary and unary tubes together which we refer to as cut tubings, see also [8]. Given a cut tubing we showed how to assign a *decorated orientation* to the underlying graph, where edges receive one of the following four decorations: $\bullet \rightarrow \bullet$, $\bullet \cdots \bullet$, $\bullet \leftarrow \bullet$ or $\bullet \rightarrow \bullet$. Remarkably, we found that the set of decorated orientations counts the number of basis functions in the kinematic flow [9, 10, 20]. We also provided a simple rule to determine whether an arbitrary decorated graph is a valid decorated orientation by considering the traversability of the graph similar to the rules presented in [20]. We leave a more systematic study of the connection between decorated orientations and the kinematic flow to future work.

Acknowledgments

I would like to thank Tomasz Lukowski for collaboration on related topics. Also Shannon Glew for preliminary discussions on the paper.

References

- [1] N. Arkani-Hamed, P. Benincasa and A. Postnikov, “*Cosmological Polytopes and the Wavefunction of the Universe*”, [arxiv:1709.02813](#).
- [2] M. Carr and S. L. Devadoss, “*Coxeter complexes and graph-associahedra*”, *Topology and its Applications* 153, 2155 (2006).
- [3] R. Glew and T. Lukowski, “*Amplitudes: Graph Cosmohedra*”, [arxiv:2502.17564](#).
- [4] N. Arkani-Hamed, Y. Bai and T. Lam, “*Positive Geometries and Canonical Forms*”, *JHEP* 1711, 039 (2017), [arxiv:1703.04541](#).
- [5] P. Benincasa and G. Dian, “*The Geometry of Cosmological Correlators*”, [arxiv:2401.05207](#).
- [6] S. De and A. Pokraka, “*Cosmology meets cohomology*”, *JHEP* 2403, 156 (2024), [arxiv:2308.03753](#).
- [7] P. Benincasa and F. Vazão, “*The Asymptotic Structure of Cosmological Integrals*”, [arxiv:2402.06558](#).

- [8] S. De and A. Pokraka, “*A physical basis for cosmological correlators from cuts*”, [arxiv:2411.09695](#).
- [9] N. Arkani-Hamed, D. Baumann, A. Hillman, A. Joyce, H. Lee and G. L. Pimentel, “*Kinematic Flow and the Emergence of Time*”, [arxiv:2312.05300](#).
- [10] N. Arkani-Hamed, D. Baumann, A. Hillman, A. Joyce, H. Lee and G. L. Pimentel, “*Differential Equations for Cosmological Correlators*”, [arxiv:2312.05303](#).
- [11] P. Benincasa, A. J. McLeod and C. Vergu, “*Steinmann Relations and the Wavefunction of the Universe*”, *Phys. Rev. D* **102**, 125004 (2020), [arxiv:2009.03047](#).
- [12] N. Arkani-Hamed, Y. Bai, S. He and G. Yan, “*Scattering Forms and the Positive Geometry of Kinematics, Color and the Worldsheet*”, *JHEP* **1805**, 096 (2018), [arxiv:1711.09102](#).
- [13] N. Arkani-Hamed, H. Frost, G. Salvatori, P.-G. Plamondon and H. Thomas, “*All Loop Scattering As A Counting Problem*”, [arxiv:2309.15913](#).
- [14] S. He, Z. Li, P. Raman and C. Zhang, “*Stringy canonical forms and binary geometries from associahedra, cyclohedra and generalized permutohedra*”, *JHEP* **2010**, 054 (2020), [arxiv:2005.07395](#).
- [15] N. Arkani-Hamed, C. Figueiredo and F. Vazão, “*Cosmohedra*”, [arxiv:2412.19881](#).
- [16] S. Melville and E. Pajer, “*Cosmological Cutting Rules*”, *JHEP* **2105**, 249 (2021), [arxiv:2103.09832](#).
- [17] S. Agui Salcedo and S. Melville, “*The cosmological tree theorem*”, *JHEP* **2312**, 076 (2023), [arxiv:2308.00680](#).
- [18] C. Fevola, G. L. Pimentel, A.-L. Sattelberger and T. Westerdiijk, “*Algebraic Approaches to Cosmological Integrals*”, [arxiv:2410.14757](#).
- [19] M. Carr, S. L. Devadoss and S. Forcey, “*Pseudograph associahedra*”, *Journal of Combinatorial Theory, Series A* **118**, 2035 (2011).
- [20] D. Baumann, H. Goodhew and H. Lee, “*Kinematic Flow for Cosmological Loop Integrands*”, [arxiv:2410.17994](#).