

A Semantic-based Optimization Approach for Repairing LLMs: Case Study on Code Generation

Jian Gu

jian.gu@monash.edu
Monash University
Melbourne, Australia

Chunyang Chen*

chun-yang.chen@tum.de
Technical University of Munich
Heilbronn, Germany

Aldeida Aleti

aldeida.aleti@monash.edu
Monash University
Melbourne, Australia

Hongyu Zhang

hyzhang@cqu.edu.cn
Chongqing University
Chongqing, China

Abstract

Language Models (LMs) are widely used in software engineering for code generation, but they may produce erroneous code. Rather than repairing outputs, a more thorough remedy is to address underlying model failures. LM repair offers a lightweight solution: it requires minimal data, lowers computational cost, and limits side effects. Unlike full retraining, LM repair focuses on applying tailored updates to targeted neurons, making it suitable for limited resources, high-performance demands, or strict safety requirements. In this paper, we propose Semantic Targeting for AnalYTical Repair (STAR), a novel semantic-based optimization method for repairing LLMs. STAR realizes the main operations of repairing LMs in an optimization process, including locating “buggy neurons”, solving “neuron patches”, and patching “buggy neurons”. The neuron patches are computed with a solid semantic-based analytical formula, which directly bridges the changes to logits with the deltas of neurons, by steering latent representations. Compared to the prior work of LM repair (MINT) and standard optimization methods (SGD), STAR integrates their strengths while mitigating their limitations. By reformulating LM repair as an optimization process, STAR may solve multiple failures together, significantly improving the usefulness. Evaluated on coding tasks using popular code LMs, STAR demonstrates superior effectiveness compared with the state-of-the-art. For instance, on CoNaLa, STAR obtained 10.5%–19.9% improvements in ExactMatch score. Besides, STAR exhibits better efficiency, achieving an average of 2.4–7.0 times speedup in solving each model failure. In terms of side effects, namely the balance between generalization and specificity, STAR outperforms prior work by a significant margin. Additionally, we conducted assessments on the overfitting risk of LM repair as well as the cumulative impact. Further, we analyzed the differences with pipeline-based methods and explained the reason why STAR is better and how it mitigated the common limitations of LM repair.

*Also with Monash University.



This work is licensed under a Creative Commons Attribution 4.0 International License. ICSE '26, Rio de Janeiro, Brazil

© 2026 Copyright held by the owner/author(s).
ACM ISBN 979-8-4007-2025-3/2026/04
<https://doi.org/10.1145/3744916.3773262>

CCS Concepts

• **Computing methodologies** → **Lexical semantics**; **Neural networks**; • **Software and its engineering** → **Maintaining software**; **Source code generation**.

ACM Reference Format:

Jian Gu, Aldeida Aleti, Chunyang Chen, and Hongyu Zhang. 2026. A Semantic-based Optimization Approach for Repairing LLMs: Case Study on Code Generation. In *2026 IEEE/ACM 48th International Conference on Software Engineering (ICSE '26)*, April 12–18, 2026, Rio de Janeiro, Brazil. ACM, New York, NY, USA, 13 pages. <https://doi.org/10.1145/3744916.3773262>

1 Introduction

As language models (LMs), particularly code-focused LMs, demonstrate remarkable potential in productivity activities, such as code generation and assisted programming [27, 32, 41], their limitations tend to grow more pronounced over time [47]. These models may become obsolete, produce unsafe outputs, and fail to incorporate critical updates, such as dependency changes or framework revisions [15, 31]. These changes result in vulnerabilities and errors that cascade into downstream consequences, including security risks or operational failures. For instance, code LMs producing buggy or insecure programs may introduce systemic risks [35, 36], while even subtle inaccuracies, like flawed numerical reasoning (such as wrongly stating $9.8 < 9.11$), may propagate into critical failures [52]. Rather than post-processing LM outputs, a more principled way to rectify flaws is to address the underlying model failures.

Common approaches like rule-based methods and memory-based methods maintain a rule base or a memory store for the changes, which can be represented as plain text, hidden states, etc, but they prove inadequate. Rule-based methods lack flexibility and are separate from models, so they fail to utilize the interconnected, high-dimensional nature of LMs [33, 55]. Memory-based methods typically require frequent training of an additional classifier as the memory expands, and show the risks of dimensional collapse, which undermines the reliability [10, 14]. This underscores the necessity of *language model repair (LM repair)*, which directly manipulates model parameters to solve model failures.

LM repair is an important and emergent topic in optimizing LMs. It indicates lightweight solutions with targeting and tailoring updates, while staying lightweight in computational costs and data demands. LM repair resembles the topic of neural network repair (NN repair), however, NN repair methods mainly study traditional

RNNs and CNNs [3, 42, 51, 54]. Due to the differences in model structure, mechanism of model functionality, as well as model scales, they cannot serve for repairing LMs. Meanwhile, LM repair differs from other techniques that directly modify model parameters, including model training and model editing. Model training methods fail to maintain the stability of LM behaviors, such as keeping the pattern of neuron firing as stable as possible [17]. Therefore, they demand extensive data resources to avoid side effects, such as catastrophic forgetting [33]. Model editing methods mainly focus on knowledge-related tasks, instead of general next-token prediction tasks. Also, they require an additional corpus to cover as much knowledge as possible, and an inference process to cache massive intermediate results [28], so lack the feasibility of repairing LMs.

The prior work of LM repair is a pioneering pipeline but faces several limitations: First, it is not guaranteed that model failures will be solved. This is caused by heuristic decisions in repairing LMs. For example, MINT [22] solves LM failure by patching merely one neuron. Its underlying hypothesis is that neurons and knowledge are one-to-one associations, which remains controversial [53]. Second, the computation cost of LM repair may be very expensive. Lots of computational time overhead comes from: the repeated computations of forward-pass and backward-pass; the sequential operations of updating multiple neurons; and the sequential process of solving multiple failures. Third, there is still room for further improvements regarding side effects. Due to the black-box nature of neural models, updating any model parameters will inevitably impact the initial capability of LMs and any earlier updates. It is hard to know which parameters to update and how to update them.

To mitigate the limitations, the countermeasure is to *formulate LM repair as an optimization process*. Compared to existing pipeline methods, an optimization method shows multiple advantages. For example, it reduces the repeated computations and updates multiple neurons together. That means a significantly better efficiency. Also, it guarantees reduced side effects compared to existing optimization methods, by selectively updating neurons [20]. Moreover, it turns to an alternative hypothesis suggesting that neurons and knowledge follow many-to-many dynamic associations [1], which is consistent with recent empirical findings [6, 8]. The research gap is, *how to realize locating and patching certain neurons in optimization*, and this is exactly the focus of this paper.

We propose a novel optimization method for LM repair: **Semantic Targeting for Analytical Repair**, shortened as **STAR**. STAR operates on the granularity of neurons, and we call the neuron that is critical to certain failures and meanwhile beneficial in solving failures a “buggy neuron”. The mechanism of STAR contains three operations: i) locating “buggy neurons”; ii) patching “buggy neurons”; iii) solving “neuron patches”. Intuitively, they correspond to the concepts of locating and patching buggy codelines in program repair, as well as solving code patches. They rely on the same intermediate results of LMs, so they are combined together in an optimization process. STAR is fast and useful in repairing LMs. It can solve model failures with few exemplary data, by updating one or two neurons, without causing side effects. In this paper, we mainly focus on the effects of LM repair on code generation as a case study. We conduct experiments on three coding datasets, with five modern and powerful code LMs. The results show that STAR significantly outperforms the state-of-the-art (SOTA) in terms of effectiveness and efficiency,

and show marginal side effects. Also, the statistical insights show that the sparsity pattern matters in LM repair, and a proper selection of layers and neurons to update decides the effects of LM repair. In terms of side effects, our approach shows a significantly better balance between generalization and specificity.

To summarize, the contributions of this paper are as follows:

- We formulated LM repair as an optimization process, and implemented an optimization method, which is more effective and efficient than the SOTA, with reduced side effects. The replication artifact is available online for open science ¹.
- We proposed a semantic-based analytical framework for solving the updates to knowledge neurons. When using it as the prior guidance, the optimization has a fast convergence.
- We conducted extensive experiments reporting the empirical insights on the effects of sparsity pattern on LM repair. It showcases the necessity of layer selection and improves robustness in neuron targeting.

2 Preliminaries

2.1 LM Failures in Next-token Prediction

For a given language model that performs next-token prediction, including coding tasks performed by code LMs, the ground truth is known as the *target token*, and the token having the largest probability is known as *argmax token*. The two tokens shall be identical; if not, it indicates a model failure. From the viewpoint of next-token prediction, LM repair methods solve model failures by either increasing the probability of the target token or decreasing the probability of the argmax token, until they become the same.

2.2 LM Semantics in Latent Space

Vocabulary-defined semantics is a semantic theory for language models [23]. For the recognizable semantic meanings of a given LM, it proposed defining a set of special representations in the latent space to associate with the labels in the vocabulary. Using these defined special representations, it is possible to compute logits directly in LM latent space, instead of on LM vocabulary [23, 25]. The semantics-related concepts are illustrated in Figure 1, which will be introduced separately later. For convenience, we call the process of solving them “semantic solving”.

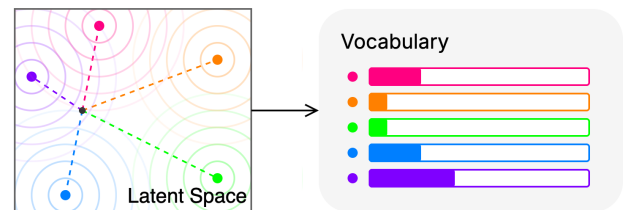


Figure 1: Semantics-related concepts in LM latent space.

¹<https://github.com/jianguda/star>

Semantic Basis. A label in LM vocabulary is one symbol of each typical semantic meaning that LM can understand or express. Each label has an associated representation in LM latent space, termed as “semantic basis” [23]. Semantic bases accurately represent the label space of model outputs and comprehensively encompass all output labels within the vocabulary. They are the semantic equivalences of vocabulary labels in latent space. Semantic bases obtained by computing the pseudoinverse of the LM-head matrix, incurring a relatively low computational cost. In Figure 1, semantic bases are the color dots in latent space, corresponding to vocabulary labels.

Semantic Logits. The complex semantic meaning of any latent representation is quantified by measuring its distances to all semantic bases, termed as “semantic logits” [23]. In numerical terms, the logits calculated by distance measurement is equivalent to the common calculation by matrix multiplication. However, semantic logits show great advantages in amplifying or suppressing a certain semantic meaning. For an arbitrary representation, illustrated as the dark dot in Figure 1, by steering it to the direction of a certain semantic basis, the probability of the corresponding vocabulary label will increase, and the label becomes more likely to be predicted. The semantic logits is illustrated as the dashed lines between the dark dot and the color dots. In addition, semantic logits can be computed normally in the latent space of any model layer, since the semantic property of LM latent space remains stable across layers [24, 26].

3 Approach

Our approach STAR is an optimization process, leveraging semantic and structural analysis of LM behaviors. It follows a paradigm of program repair but focuses on LMs instead. In repairing LM failures, STAR operates on the granularity of neurons. A neuron means a vector in the weight matrix. We call the neuron that is critical to certain failures and meanwhile beneficial in solving failures as “buggy neuron”. As a 4-layer LM described in Figure 2, we first conduct a forward-pass and a backward-pass to obtain the activations and gradients, and also, do semantic solving to obtain the semantic bases. Then, in the optimization process, we do the following operations: (1) locating “buggy neurons”: we employ attribution methods to specify the scope of neurons to update, to maintain the LM stability; (2) solving “neuron patches”: we use a novel analytical framework to solve the updates to any neuron, which we refer to as “patch”; (3) patching “buggy neurons”: we integrate the neuron patch as the prior guidance in LM optimization, to guarantee gradual improvements. In Figure 2, we mark buggy neurons with the triangle symbol, and analyze layer-wise semantics with curves and dots. Intuitively, the operations of locating and patching buggy codelines in program repair, as well as solving code patches. We elaborate on them in the following subsections.

3.1 Locating Buggy Neurons

The operation of locating “buggy neurons” is similar to the operation of locating buggy codelines in program repair. It requires attribution methods to locate buggy neurons and notable layers.

Our approach STAR has underlying supportive evidence from the related study on LM interpretability: First, STAR operates at the neuron-level granularity, not parameter-level. It has been proven that certain neurons in LMs contribute more than others to the

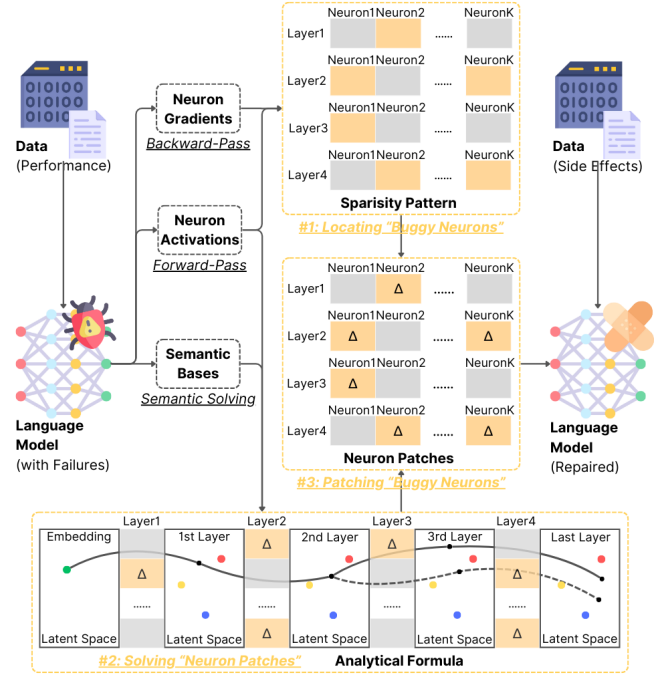


Figure 2: Overview of our approach for model repair.

probability of a given output [12]. For example, neuron firing indicates the process of individual and groups of model neurons spiking (response with significant activations) in response to the given outputs [17]. Moreover, STAR updates multiple neurons in solving a model failure. Based on the hypothesis that neurons and knowledge follow many-to-many dynamic associations [1], instead of controversial one-to-one associations [53]. Last, STAR operates on the hidden layer of feed-forward networks (FFN), in which neurons are defined as “knowledge neurons” [9]. Knowledge neurons are positively correlated to the knowledge expression of LMs. STAR introduces no changes to multi-head attention (MHA).

We focus on the neurons critical in causing a model failure and beneficial in solving it, and we term them as “buggy neurons”. For a model failure, if a neuron has high activation scores in LM forward-pass, it is critical in causing the failure; and if it also has high gradient scores in LM backward-pass, it is beneficial in solving the failure. Therefore, we use both activations and gradients to locate the buggy neurons [59]. Based on the related work in deep learning interpretability [11], *feature attribution* algorithms are exactly ready-to-use methods to help locate buggy neurons [4].

For a given model failure, we employ the *Input X Gradient* [2] algorithm to locate the buggy neurons. For a given token t , *Input X Gradient* multiplies its gradient with the input embedding and then takes the L2 normalization of the resulting vector. The computation of the attribution score is formalized as: $score = \|\nabla_{X_i} f_t(X_{1:n}) X_i\|_2$, where X_i is the input embedding at step i , $\nabla_{X_i} f_t(X_{1:n})$ is the gradient of token t . The method assigns an attribution score to each neuron, which is the element-wise product of the input and the gradients. The first term represents the contribution of a neuron

in causing the failure, while the second term represents the benefit of solving the failure by updating that neuron. The attribution score approximates the extent to which a neuron is buggy. A higher attribution score means a larger likelihood of being buggy.

We emphasize reducing the side effects of LM repair by selectively updating buggy neurons, or neuron targeting. The side effects indicate the unexpected changes to the capability of LM concerning the generalization and specificity. In the context of LM repair, *generalization* refers to the repaired model’s ability to perform well with new, previously unseen data, drawn from the same distribution as the one used to edit the model; while *specificity* refers to the ability of the LM repair technique to apply changes that only impact the target tokens and not the other unrelated tokens. In other words, it reveals the ability of LM repair to correctly identify unrelated tokens and thus minimize the impact on those tokens.

When locating buggy neurons, we additionally take into consideration the effects of the hierarchical structure of LMs. On one hand, it aligns with well-established findings that lower layers capture shallow patterns while upper layers capture deep semantics [40, 48]. On the other hand, caused by normalization and non-linear activation, the gradients across layers undergo numerical instability, making the comparison between the attribution scores from different layers unfair. There are two types of sparsity patterns of buggy neurons. The common practice is locating buggy neurons by doing attribution directly on the model level, labeled as [model-wise]. Besides, we suggest first selecting one or more layers based on their importance to model performance, then locating buggy neurons within the scope, labeled as [layer-wise].

Similar to using attribution methods to locate buggy neurons, we use an occlusion-based method to select notable layers. It generalizes the idea of feature occlusion [61], which interprets the decision of neural networks by emphasizing the removal of input features and measuring impact. Instead, we respectively disable each model layer and observe the changes to the model loss. The magnitude of loss change is an approximation measurement of a layer being the notable layer. A larger change in loss indicates a higher likelihood of being more notable in LM repair.

The amount of buggy neurons and notable layers play an important role in reducing the side effects while guaranteeing the effects of LM repair. To the best of our knowledge, there is no reliable conclusion from the prior work showing the empirical selections. We conduct extensive experiments to form statistical insights.

3.2 Solving Neuron Patches

The operation of solving “neuron patches” is similar to the operation of solving code patches in program repair. We address this challenge from a novel perspective of LM optimization by leveraging the semantic property of the LM latent space (refer to Section 2).

In next-token prediction, the last token of the inputs decides the initial latent representation of the output token [25]. Our approach propose steering the latent representation to the ground truth. The effects of LM repair to latent representations of the last token are illustrated with a 4-layer LM, as shown Figure 2. The vocabulary is a collection of colorful tokens, and the corresponding semantic bases are shown as the color dots. The dark curves represent the transition trace of the output token, defined by the latent representations

in each latent space (the dark dots). Starting from the input-side semantic basis (the green dot), the latent representation undergoes a gradual transition (the solid dark curve). The dark dot in the last-layer latent space is close to the red semantic basis, so the argmax token is *red*. However, the ground truth is blue, so we conduct LM repair by patching the buggy neurons in the 3rd layer, causing a new trace (the dashed dark curve). The dark dot in the last-layer latent space becomes close enough to the blue semantic basis, so the argmax token becomes *blue*.

Computation of Semantic Bases. The logits at the output side is computed via matrix multiplications, that is $\vec{r} \cdot \mathbb{W} = \vec{l}$ where \vec{r} is the resulting representation of the last model layer. Since the loss is computed using the logits and the given ground truth. For each token to generate, the ground truth is used as its onehot embedding (for example, in cross-entropy loss), denoted with \vec{e} . Therefore, we conduct a reversed computation using the pseudoinverse of LM-head matrix \mathbb{W}_o^+ to obtain the output-side semantic basis $\vec{s}_o = \vec{e}_o \cdot \mathbb{W}_o^+$. We do a similar operation at the input side, to compute the semantic basis of each input token. That is, multiplying its onehot embedding \vec{e}_i by the embedding matrix \mathbb{W}_i to obtain the input-side semantic basis $\vec{s}_i = \vec{e}_i \cdot \mathbb{W}_i$. It is important to highlight that, \mathbb{W}_i and \mathbb{W}_o^+ are different in values even though their shapes are the same, so for the same token, the corresponding input-side semantic basis and output-side semantic basis are very different.

Our observation is that *by updating the parameters of buggy neurons in a certain layer, the latent representation will be steered towards the semantic basis of the corresponding ground truth, therefore improving the logits*. The initial parameters, the current representation, and the steering destination are known, while the updated parameters are unknown which is what we are interested in. Considering the inputs to model parameters are known as well, we simplify our observation as a linear inverse problem, which is a typical optimization problem in the form of $\vec{a} \cdot \mathbb{X} = \vec{b}$, where \vec{a} and \vec{b} are known, and the objective is solving \mathbb{X} . We propose a novel analytical framework that derives parameter updates by tracing the changes from logits and through representations, namely the causal chain: $\Delta \text{logits} \rightarrow \Delta \text{representations} \rightarrow \Delta \text{parameters}$.

Based on the intended logits changes, we first compute the deltas in representations, and then solve the deltas in parameters. Leveraging vocabulary-defined semantics, we know on-the-fly how good a latent representation is concerning the ground truth by measuring its distance to the corresponding semantic basis. For computational simplicity, we measure the (normalized) differences between the semantic bases of the argmax token and that of the target token, noted as \vec{s}_Δ . The equation is: $\vec{s}_\Delta = \text{norm}(\vec{s}_{o(\text{argmax})} - \vec{s}_{o(\text{target})})$.

Based on the geometric meaning of vector addition, adding the semantic basis to the neuron weight in the FFN output layer will steer the latent representation to the semantic basis. Let’s say \vec{v} is the intermediate result in the FFN module (the outputs of the first weight matrix and the inputs of the second weight matrix). The computation equation is: $\vec{v} \cdot \mathbb{W}_\Delta = \vec{s}_\Delta$.

To solve for the weight matrix \mathbb{W}_Δ given input \vec{v} and target \vec{s}_Δ , we use a linear least squares solver. This function minimizes the Frobenius norm of the residual, effectively solving the optimization $\min_{\mathbb{W}_\Delta} \|\vec{v} \cdot \mathbb{W}_\Delta - \vec{s}_\Delta\|_F^2$ in the least squares sense. The resulting \mathbb{W}_Δ has dimensions that allow it to map from the input space of \vec{v} to

the output space of \vec{s}_Δ . In updating model parameters, the deltas W_Δ will be accompanied with a coefficient factor α , to control the efficacy and potential side effects: $W' = W + \alpha W_\Delta$.

From the process of solving neuron patches, we see that the minimal granularity for LM repair shall be neuron-level, since the changes in a neuron guarantee steering the latent representation to a meaningful optimization direction. In contrast, parameter-level granularity taken by finetuning methods lacks such guarantee.

3.3 Patching Buggy Neurons

The operation of patching “buggy neurons” is similar to the operation of patching buggy codelines in program repair. The difference is that, in repairing LMs, the way to patch neurons will significantly affect the efficiency; while for program repair, it is very direct, simply overwriting the buggy codelines.

The common practice for parameter optimization is gradient descent methods, where model parameters are updated directly with the gradients. However, the core strategy of gradient-based methods is merely exploring the loss surface. Since the location of the global optimum is unknown, they reduce the loss in a greedy style, following the steepest gradient direction.

To speed up parameter optimization, we introduce a novel process of *shortest-path planning* to complement the general process *loss-surface exploration* in our approach STAR. Their differences lie in that, shortest-path planning requires the prior information of the global optimal (namely the ground truth) to guarantee the fastest convergence, while loss-surface exploration requires the gradients to guarantee the most greedy loss reduction. In detail, the prior information to be introduced for shortest-path planning is the semantic delta of the weight matrix, namely the results of the semantic-based analytical framework.

Algorithm 1 Gradient Descent with Prior Guidance.

Require: epoch number e ; learning rate η ; weight-matrix gradients G ; weight-matrix deltas W_Δ
Ensure: weight-matrix parameters W

- 1: **for** $t = 1$ to e **do**
- 2: // *element-wise sign compare*
- 3: $f_t \leftarrow \text{sign}(G_t) \odot \text{sign}(W_\Delta)$
- 4: // *element-wise product*
- 5: $u_t \leftarrow W_\Delta \odot f_t$
- 6: // *element-wise update*
- 7: $W_t \leftarrow W_{t-1} - \eta u_t$
- 8: **end for**

We combine the two processes, using the sign information of gradients and the magnitude information of priors. The key insight here is that the gradient sign provides directional information, while the prior’s magnitude acts as an adaptive scaling factor that modulates step sizes based on the location of the global optimum. On one hand, the gradient sign ensures updates are moving in the correct direction to minimize loss; On the other hand, the prior magnitude guarantees the location of the global optimum is approaching. In contrast, when doing parameter optimization using only the gradient sign, the updates are uniform in size regardless of how much confidence we have in different directions; using

only the prior’s magnitude can lead to suboptimal updates since it lacks real-time feedback from the loss. As described in Algorithm 1, our approach STAR decides the model parameters to update based on the signs from gradients and the magnitudes from priors (the weight matrix deltas). This combination creates a mechanism of parameter optimization that is magnitude-aware (from the prior) and correct in direction (from the gradient), leading to faster and more stable optimization.

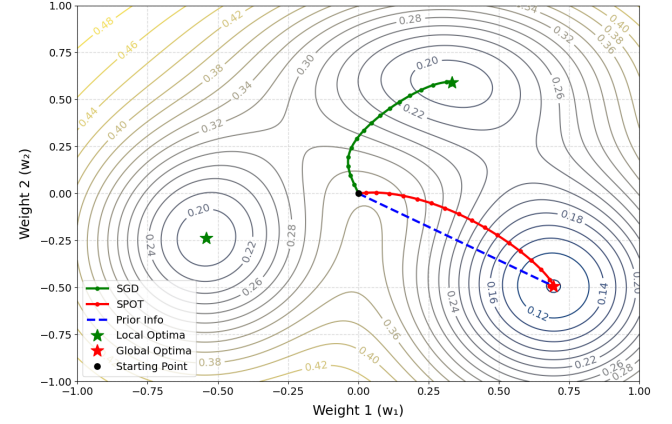


Figure 3: Illustration of SGD and STAR in the loss surface during parameter optimization.

We illustrate the difference between SGD with STAR in the loss surface of an actual parameter optimization, a surface about parameter combination (the coordinate locations) and corresponding loss (the contour lines), where the step size is $1e-2$ and the step number is 100. As shown in Figure 3, SGD and STAR differ in the converged locations. Green stars indicate the local optima, and the red star indicates the global optima. The updates start from the origin of the coordinate system, meaning the initial parameters are 0s (the loss is around 0.33). Using merely the gradients, the updates follow a green curve (the SGD trajectory) approaching the local optima (the loss is around 0.18). In contrast, with the prior information (the dashed line), the updates follow a red curve (the STAR trajectory) approaching the global optima (the loss is around 0.09).

4 Experiments

We formulate our research questions and introduce the experimental setups, including baselines, models, datasets, and metrics. We prioritize following the choices of previous work on LM repair [22].

RQ1 How effective and efficient is STAR in repairing LMs?

Setup. We conduct experiments to compare STAR with baselines on code generation tasks. For each data used in repairing LM, we use the same data to validate that the model failure is indeed solved. Besides the working mode of solving failures one-by-one in succession (marked as *single*), STAR supports solving failures in a small batch together (marked as *multiple*). We evaluate STAR in both working modes, and compare it with the corresponding baselines.

Measures. We measure the effectiveness by comparing the quality of code generation before and after LM repair, using the following metrics (larger values are better): *Exact Match* means the proportion of generated tokens that perfectly match the ground truth; *BLEU* [46] computes the average proportion of overlapping n -gram (typically 4-gram) between the prediction and its ground truth; Meanwhile, we measure the efficiency of LM repair based on the elapsed execution time in solving each model failure, denoted as *Time Cost* (smaller values are better).

Overfitting Risk. Repairing LMs using a single data each time may cause the overfitting concern. Therefore, we conduct an additional hold-out test to assess the overfitting risk. In detail, for a given dataset, we use 80% data for LM repair and the left 20% as the hold-out set. The LM performance (based on BLEU score) on the hold-out set before any repairs, marked P_{base} . Each time we do LM repair using the k -th data, we measure the updated LM performance on the hold-out set, marked P_k , and then compute *Relative Performance Drop (RPD)*, defined as $\text{RPD}_k = (P_{\text{base}} - P_k) / P_{\text{base}}$. This aligns with common overfitting measures in model finetuning [13, 19]. We compute statistical values of the computed RPD scores to analyze the overfitting risk: *Mean*, *Std*, and *Inter-Quartile Range (IQR)*. IQR means the difference between the 75th percentile (Q3) and the 25th percentile (Q1), so avoids over-weighting outliers. The smaller, the better. Meanwhile, we measure the percentage of degradation cases. A smaller percentage means it is less likely to be overfitting.

RQ2 How well does STAR perform with varying sparsity patterns in repairing LMs?

Setup. The experimental design is the same as RQ1. However, we measure the effects of sparsity patterns. It means that, when repairing LM failures, we are using different variants of STAR. First, we compare the model-wise variant with the layer-wise variant when given a limited amount of neurons. Depending on the used LM, we take the amount of neurons in a layer and gradually reduce it proportionally. Then, we study layer-level sparsity patterns and neuron-level sparsity patterns. For the former, we select a different number of model layers by certain proportions; for the latter, we locate a certain amount of neurons in a certain model layer.

Measures. To measure the effects of varying sparsity patterns on the performance of LM repair, we compute and compare the proportions of solved LM failures, namely *accuracy*. It highlights the differences between the STAR variants with similar configurations.

RQ3 What are the side effects of STAR in repairing LMs?

Setup. The experiments are carried out on a benchmark specifically designed for side effects [22]. For each data used in repairing LM, we use other data to measure the side effects, concerning generalization and specificity. For generalization, we use the related data sharing the same ground truth to study generalization; for specificity, we use the unrelated data having different ground truth to study specificity.

Measures. Given that the goal of model repair is to elevate the target token to the argmax token, we measure the change to the probability gap between the target token and the argmax token, where $\text{gap} = p_{\text{target}} - p_{\text{argmax}}$, and the expected gap $\hat{\text{gap}}$ is the initial

value before repairing. The magnitude of changes in token probabilities shows broader trends in the model’s behavior, regardless of whether the changes lead to actual changes in model performance (such as accuracy). We compute *Mean Absolute Error (MAE)* and *Root Mean Square Error (RMSE)* of the gap changes on related data for generalization, and on unrelated data for specificity. Let G denote the generalization metric, measuring the positive effects on the related data, and S denote the specificity metric, measuring the negative effects on the unrelated data. For both G and S , a large score means a better effect. Although generalization and specificity are orthogonal in concepts, they often exhibit a trade-off in practice. We quantify the balance between them using their harmonic-mean value, namely *Generalization-Specificity Harmonic (GSH)*, defined as $\text{GSH} = \frac{2 \cdot G \cdot S}{G + S}$. The harmonic formulation ensures that GSH score penalizes repairing methods with imbalanced performance, where either generalization or specificity is poor. A larger GSH score indicates a better balance between generalization and specificity.

Cumulative Impact. Due to the inherent complexity and black-box nature of neural models, LM repair methods are hard to be free of side effects, even though they already perform well in fixing immediate model failures. We therefore study the model’s performance stability after heavy repairs, where potential side effects tend to accumulate and become apparent. In detail, we conduct LM repair on long code generation. When the ground truth is long enough, LMs have to handle more failures and undergo multiple rounds of repair. The evaluation metrics are ExactMatch and BLEU.

4.1 Baselines

We mainly compare our approach STAR with the state-of-the-art of LM repair MINT [22], following the default settings as recommended. Besides, we introduce the gradient descent method using SGD optimizer as an additional baseline, labeled as SGD, since it means the most general practice in finetuning LMs. The scope of parameters to optimize is constrained by the second weight matrix of FFN modules, for fair comparisons with MINT.

4.2 Models

The code language models used in our experiments include CODEL-LAMA (7B) [49], STARCORDER2 (7B) [39], OPENCODER (8B) [29] and QWEN2.5-CODER (7B, 14B) [30]. They are competitive and modern open-weight LMs for coding tasks. The model details are shown in Table 1. In the experiments, Qwen2.5-Coder models are loaded in BF16 to reduce both memory and computation costs. The impact on model performance shall be very marginal as the model parameters are released in BF16 [45]. For the sparsity pattern study in RQ2, we use the LMs that normally load in single-precision, since their number of parameters is very close.

4.3 Datasets

Following the settings of prior work, we study RQ1 and RQ2 with code generation datasets, and study RQ3 with an additional benchmark and code completion datasets. The statistics of datasets are shown in Table 2. The benchmark is introduced separately.

For RQ1 and RQ2, we employ three datasets for different types of code generation: (1) **CoNaLa** [56] is for *Line-level Code Generation*: given a natural language intent, the model generates the most

Table 1: Details of Code Language Models

	CodeLlama	StarCoder2	OpenCoder	Qwen2.5-Coder	
	7B	7B	8B	7B	14B
Release Date	Aug. 2023	Feb. 2024	Nov. 2024	Sept. 2024	
Corpus Scale	2.5T tokens	3.0T tokens	2.5T tokens	5.5T tokens	
Layer Num.	32	32	32	28	48
Dimension	4,096	4,608	4,096	3,584	5,120
Vocabulary	32,016	49,152	96,640	151,646	

Table 2: Statistics of Code Generation Datasets

		CoNaLa	IA32	TLDR	HumanEval	BigCode
Amount	Retrieval	2,379	2,560	6,414	—	—
	Inference	500	640	928	164	148
Length	Inputs	58.2	46.8	46.9	450.6	155.1
	Outputs	43.1	16.0	35.7	146.7	622.0

suitable code. It consists of pairs of rewritten intents (similar to interline comments) and Python codelines; (2) **IA32** [37] is for *Shellcode Generation*: given a natural language intent, the model generates the corresponding assembly code. It consists of pairs of natural language intents and assembly code (for Intel Architecture, 32-bit); (3) **TLDR** [58] is for *Intent-to-Bash Translation*: given a natural language intent, the model generates the corresponding bash command. It is composed of pairs of natural language intents and bash commands. When evaluating data in the inference division, we interact with LMs with few-shot promptings [16]. We retrieve demonstrations from the retrieval division as additional context. In addition, we study the overfitting risk with CoNaLa in RQ1.

For RQ3, we use an additional benchmark to evaluate the generalization and specificity of LM repair [22]. It has a total size of 450 data samples, grouping them by the type of failures. For each time of repair, it evaluates generalization on 9 samples from the same group (whose ground truth is the same as the current data); and evaluates specificity on 14 samples from different groups (whose ground truth is different from the current data). For generalization, the effects on related data are positive so should be maximal; while for specificity, the effects on unrelated data are negative so should be minimal. Besides, we study the cumulative impact of LM repair with **HumanEval** [7] and **BigCodeBench** (hard set) [60]. They are code completion datasets, providing comprehensive docstrings as inputs and codelines as ground truth. Compared to other datasets, HumanEval features input data and output data with 9 and 5 times greater; and BigCode features input data and output data with an average length 3 and 20 times greater. A longer ground truth requires solving more LM failures. Depending on the actual LM used, each correct completion in HumanEval and BigCode on average requires solving 5–20 and 30–50 failures, while for each code generation (CoNaLa, IA32, TLDR), LMs usually handle less than 10 failures. In our experiments, LMs directly complete the missing codelines for any given docstring. LMs have no additional context so will expose as many as failures possible. In addition, we study the cumulative impact with code completion datasets in RQ3.

4.4 Implementation Details

We constrain the range of parameter updates to within $[-0.1, +0.1]$ to guarantee fair comparisons. This prevents extreme parameter updates that may excessively affect LM performance, such as any single dominant update. For SGD, the learning rate is the recommended value $1e-2$, and the maximal optimization step is 10. For MINT, the factor is $1e-2$ and the maximum times of neuron patching is 10. For STAR, the factor is $1e-2$ and the maximum optimization step is 10. Experiments were run on Nvidia A100.

5 Results

In the RQ1 results, the optimal scores are highlighted in bold. In the RQ3 results, the optimal balance between generalization and specificity is highlighted in bold. To facilitate the analysis, the results better than STAR are emphasized in grey color.

5.1 RQ1 Results

From the perspective of parameter optimization, MINT only updates a neuron each time (a neuron means a vector in the second FFN weight matrix), while SGD updates all neurons each time (all vectors in the second FFN weight matrix). In contrast, STAR updates neurons selectively, taking advantage of MINT and SGD while avoiding their disadvantages, and therefore performing better.

Table 3: Effectiveness of LM Repair in Coding Tasks

Mode	Method	ExactMatch \uparrow			BLEU \uparrow		
		CoNaLa	IA32	TLDR	CoNaLa	IA32	TLDR
CODELLAMA-7B		0.766	0.820	0.557	0.662	0.689	0.445
Single	+ MINT	0.825	0.858	0.657	0.741	0.755	0.559
	+ STAR	0.946	0.914	0.920	0.882	0.833	0.810
Multi ple	+ SGD	0.909	0.816	0.810	0.868	0.713	0.811
	+ STAR	0.948	0.881	0.944	0.904	0.738	0.887
STARCORDER2-7B		0.808	0.924	0.589	0.716	0.932	0.486
Single	+ MINT	0.893	0.956	0.727	0.833	0.957	0.641
	+ STAR	0.879	0.961	0.780	0.775	0.943	0.528
Multi ple	+ SGD	0.988	0.982	0.977	0.986	0.975	0.974
	+ STAR	0.998	1.000	0.994	0.995	0.999	0.983
OPENCODER-8B		0.713	0.870	0.546	0.715	0.909	0.505
Single	+ MINT	0.798	0.902	0.675	0.789	0.933	0.630
	+ STAR	0.950	0.990	0.920	0.920	0.984	0.829
Multi ple	+ SGD	0.997	1.000	0.998	0.996	1.000	0.998
	+ STAR	0.997	0.998	0.998	0.997	1.000	0.999
QWEN2.5-CODER-7B		0.716	0.866	0.554	0.729	0.928	0.520
Single	+ MINT	0.863	0.926	0.774	0.856	0.958	0.715
	+ STAR	0.945	0.987	0.887	0.923	0.982	0.813
Multi ple	+ SGD	0.999	0.998	0.999	0.998	1.000	0.998
	+ STAR	0.996	0.999	0.978	0.993	1.000	0.992
QWEN2.5-CODER-14B		0.725	0.865	0.575	0.738	0.935	0.551
Single	+ MINT	0.869	0.961	0.810	0.819	0.966	0.696
	+ STAR	0.937	0.993	0.901	0.925	0.991	0.837
Multi ple	+ SGD	0.909	0.794	0.761	0.949	0.867	0.863
	+ STAR	0.993	0.999	0.984	0.989	0.999	0.989

On the effectiveness, STAR shows significant improvements over the baselines MINT and SGD in all code generation tasks when repairing almost all LMs. Compared to MINT, which operates with

costly simulation on limited neurons one-by-one, STAR knows the prior information of all neurons to avoid the simulation. Compared to SGD, which directly utilizes the gradient signals for parameter optimization, STAR uses the prior information to reduce the unnecessary exploration on the loss surface. Based on the results in Table 3, the effects of repairing methods on LMs appear to vary. On CODELLAMA-7B and STARCODER2-7B, STAR shows significant advantages over SGD and MINT. However, the improvements of STAR are very marginal on OPENCODER-8B and QWEN2.5-CODER-7B compared to SGD. Based on our analysis, SGD tends to converge faster on the LMs whose vocabulary is larger. A larger vocabulary indicates a more powerful tokenization of the data, making the loss surface smoother and easier for SGD to navigate. As shown in Table 1, the vocabularies of OpenCoder and Qwen2.5-Coder are 3 and 5 times as large as that of CODELLAMA-7B. Besides, STARCODER2-7B has a larger vocabulary than CODELLAMA-7B, which explains the smaller improvements of STAR over SGD on STARCODER2-7B than on CODELLAMA-7B. In addition, although STAR and SGD have equivalent performance on QWEN2.5-CODER-7B, the former greatly surpasses the latter on QWEN2.5-CODER-14B. This is because the 14B model has a larger dimension of latent space than the 7B model. Our semantic analysis reveals that while higher dimensions make latent representation steering more challenging for SGD, they pose no additional difficulty for STAR. With the prior information introduced in LM optimization, STAR clearly knows the direction to steer representations, but SGD requires time to explore.

Table 4: Efficiency of LM Repair in Coding Tasks

LM	Mode	Method	TimeCost (in Seconds) ↓			Average ↓
			CoNaLa	IA32	TLDR	
Code Llama-7B	Single	+ MINT	3.117	2.629	3.656	3.134
		+ STAR	1.133	1.025	1.383	1.180
	Multi ple	+ SGD	0.296	0.362	0.281	0.313
		+ STAR	0.391	0.547	0.404	0.447
Star Coder2-7B	Single	+ MINT	2.075	0.601	3.407	2.028
		+ STAR	1.079	0.411	1.716	1.069
	Multi ple	+ SGD	0.342	0.441	0.320	0.368
		+ STAR	0.519	0.881	0.560	0.653
Open Coder-8B	Single	+ MINT	3.258	1.013	4.276	2.849
		+ STAR	1.150	0.477	1.558	1.062
	Multi ple	+ SGD	0.336	0.423	0.307	0.355
		+ STAR	0.483	0.740	0.491	0.571
Qwen2.5 Coder-7B	Single	+ MINT	1.518	0.615	2.275	1.469
		+ STAR	0.724	0.289	1.104	0.706
	Multi ple	+ SGD	0.131	0.184	0.138	0.151
		+ STAR	0.266	0.487	0.323	0.359
Qwen2.5 Coder-14B	Single	+ MINT	1.590	0.601	2.183	1.458
		+ STAR	1.223	0.480	1.833	1.179
	Multi ple	+ SGD	0.193	0.283	0.218	0.231
		+ STAR	0.438	0.824	0.545	0.602

On the efficiency, as shown in Table 4, STAR realizes a 2.4–7.0 times speedup on average compared to MINT, but is slower than SGD slightly. The main reason is that: MINT requires multiple forward computation for sufficient simulation; SGD is the minimal solution of using gradient signals, so any methods relying on the

gradients cannot be faster, so does STAR. The gap in efficiency between MINT and STAR is significant, which is mainly caused by the differences in the required amount of LM forward or backward computations. MINT is a pipeline consisting of individual steps for neuron attribution, patch estimation, and failure localization. In contrast, STAR only requires two steps: one is neuron attribution, while the other one is patch estimation. The failure localization of MINT takes a long time since it does multiple forward computations in addition to measure and compare the gains of patching each neuron. Meanwhile, STAR merges the required forward computations in attribution and estimation to reduce time cost. Since the main time cost of SGD is for gradients computation, SGD is the minimal solution of parameter optimization, and faster than any other methods using gradients. For example, STAR relies on gradients, so it takes a same time cost for computing gradients, while STAR has an additional computation for solving the “prior” information. It explains why STAR must be slower than SGD.

Comparing the two modes for LM repair, in most models and datasets, *multiple*-mode methods perform better than *single*-mode, since *multiple*-mode incorporates multiple repairs into one, reducing their mutual interferences. However, it is not true for STAR in repairing CODELLAMA-7B on the IA32 data. This is because the two modes correspond to two modes of next-token prediction. The *multiple*-mode computes “prior” using the state of model parameters before repairing multiple failures, while the *single*-mode computes “prior” using the state before repairing only one failure. When repairing continuous failures, the prior info of *multiple*-mode is more likely to become inaccurate than that of *single*-mode. In addition, *single*-mode methods take more time than *multiple*-mode methods. The former processes each failure separately, while the latter processes multiple failures together. By combining repeated operations in LM repair, the time cost is notably reduced.

Table 5: Overfitting Risk Assessment of LM Repair (CoNaLa)

LM	Mode	Method	BLEU-RPD ↓			Degradation Percentage ↓
			Mean	Std	IQR	
Qwen2.5 Coder-7B	Single	+ MINT	0.000	0.004	0.003	27.75%
		+ STAR	0.001	0.004	0.006	54.25%
	Multi ple	+ SGD	0.011	0.026	0.016	70.00%
		+ STAR	0.000	0.005	0.006	43.00%
Qwen2.5 Coder-14B	Single	+ MINT	0.030	0.097	0.014	62.25%
		+ STAR	0.003	0.005	0.005	66.75%
	Multi ple	+ SGD	0.197	0.320	0.120	97.50%
		+ STAR	0.002	0.006	0.007	56.50%

Overfitting Risk Assessment. Based on the results in Table 5, SGD already causes overfitting while LM repair methods show no overfitting risk. Compared with others, SGD has notably larger statistical values and degradation percentage. It means that SGD-based parameter optimization causes LM to underperform more often, and with more severe degradation. The reason why SGD performs badly is due to the difficulty in fitting individual failures without damaging the normal LM firing pattern. In contrast, repairing methods’ statistical values are almost zero, and their degradation percentage is very healthy, smaller than or close enough to 50%. The reason is

that, MINT and STAR introduce “prior” to update parameters, and they target buggy neurons leveraging attribution. MINT patches one neuron each time while STAR relies on sparsity patterns, so MINT has even better results than STAR. Besides, for STAR, the *multiple*-mode is better, since solving a complex patch for multiple failures tends to eliminate the compounding errors of repeated repairs. Comparing 7B and 14B models, larger LMs seem more likely to undergo overfitting, while STAR remains a low overfitting risk.

5.2 RQ2 Results

When converting LM repair to the form of parameter optimization, targeting the critical neurons guarantees better performance than optimizing all parameters. As a whole, the results of the sparsity pattern indicate the importance of “targeting” in LM repair.

First, the multi-layered hierarchy prefers the layer-wise sparsity pattern, instead of the model-wise sparsity pattern. As shown in Figure 4, when the proportion of targeted neurons becomes smaller, the proportion of solved failures remains at a high level for layer-wise STAR. In contrast, the performance will face huge drops for model-wise STAR, especially when the proportion of targeted neurons becomes smaller than $\frac{1}{16}$. All three models undergo similar patterns of change. When the proportion of targeted neurons is close to 100%, layer-wise STAR is not as good as model-wise STAR initially but will gradually outperform the latter when the proportion becomes smaller and smaller.

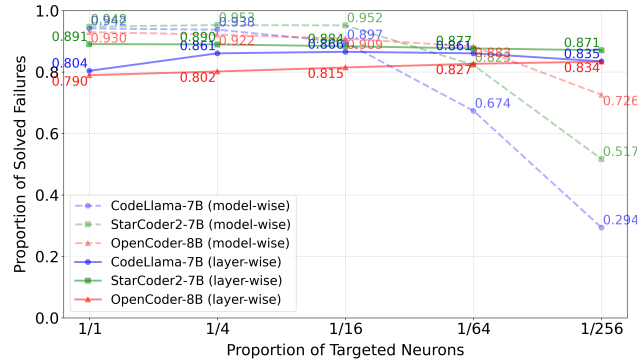


Figure 4: Accuracy of LMs and repaired LMs on CoNaLa, with model-wise and layer-wise sparsity pattern.

Then, the proportion of targeted layers affects the performance. Prioritizing the layers that cause the most change to the loss, when the proportion is close to half, or slightly higher, the performance can be better. As shown in Figure 5, comparing the performance of each model with that of its corresponding repaired model, we see that no matter the proportion of targeted layers, LM repair always guarantees an improved proportion of solved failures. For different models, the patterns of change show slight differences. CODELLAMA-7B and OPENCODER-8B undergo a slowly rising trend, while STARCORDER2-7B undergoes a slowly declining trend.

Third, the amount of target neurons affects the performance. Specifying the layer that is most critical to the loss, when the optimal amount is around 64, or $\frac{1}{16}$ of the number of neurons in each layer, the performance is optimal. As shown in Figure 6, when the

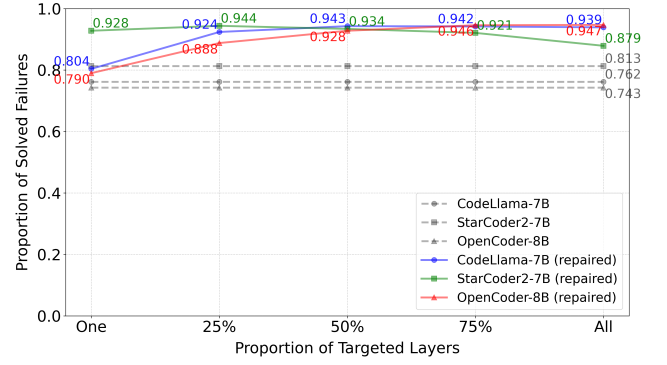


Figure 5: Accuracy of LMs and repaired LMs on CoNaLa, with a varying proportion of targeted layers.

amount of targeted neurons is too small, such as CODELLAMA-7B, the model even performs better than the corresponding repaired one. Meanwhile, the repaired model will face a slight decrease in its performance. In contrast, the performance of STARCORDER2-7B and OPENCODER-8B remains stable, remaining higher than the model performance when without being repaired.

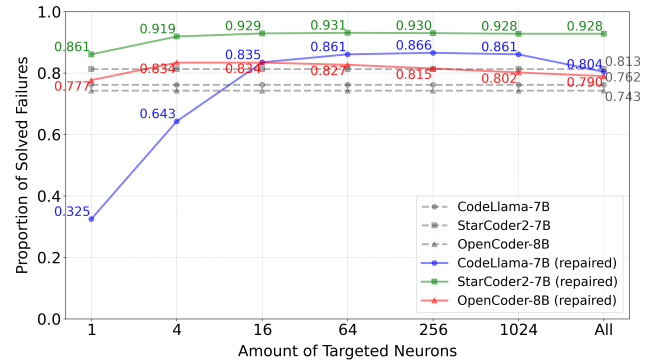


Figure 6: Accuracy of LMs and repaired LMs on CoNaLa, with a varying amount of targeted neurons.

5.3 RQ3 Results

In RQ3, we evaluate the side effects of LM methods by measuring both the generalization and specificity of the repaired LMs, with MAE/RMSE scores and their harmonic-mean value (GSH scores). High scores indicate good performance in the respective aspects, and a high GSH score indicates a good balance between them.

Based on the GSH scores in Table 6, our approach STAR is performant in most comparisons. In STARCORDER2-7B and OPENCODER-8B, its GSH scores are significantly higher than others (and separately comparable to one variant and SGD). Even though in CODELLAMA-7B, its GSH scores are second only to its variant STAR[layer]. This proves the advantages of our approach in reducing the side effects of LM repair, or realizing a better balance between generalization and specificity. The changes in its GSH scores in different models show the points of future improvements that, the effects of STAR

Table 6: Side Effects of LM Repair in Coding Tasks

LM	Method	Generalization \uparrow		Specificity \uparrow		GSH \uparrow	
		MAE	RMSE	MAE	RMSE	MAE	RMSE
Code Llama-7B	+ MINT	0.007	0.081	0.993	0.919	0.014	0.149
	+ SGD	0.988	0.990	0.039	0.030	0.075	0.058
	+ STAR	0.925	0.954	0.114	0.069	0.203	0.129
	+ STAR[layer]	0.459	0.614	0.586	0.426	0.515	0.503
	+ STAR[neuron]	0.011	0.063	0.987	0.944	0.022	0.118
Star Coder2-7B	+ MINT	0.000	0.000	1.000	1.000	0.000	0.000
	+ SGD	0.959	0.971	0.336	0.261	0.498	0.411
	+ STAR	0.929	0.952	0.683	0.510	0.787	0.664
	+ STAR[layer]	0.836	0.897	0.739	0.563	0.785	0.692
	+ STAR[neuron]	0.017	0.052	0.978	0.943	0.033	0.099
Open Coder-8B	+ MINT	0.001	0.027	1.000	0.999	0.002	0.053
	+ SGD	0.904	0.928	0.525	0.429	0.664	0.587
	+ STAR	0.378	0.555	0.891	0.754	0.531	0.639
	+ STAR[layer]	0.054	0.126	0.971	0.913	0.102	0.221
	+ STAR[neuron]	0.006	0.014	0.996	0.986	0.012	0.028

cannot well guarantee stability yet. The baseline SGD is not leading concerning the balance between generalization and specificity. However, if comparing the magnitudes of its generalization scores, we see SGD likely to have larger values than other methods, especially in OPENCODER-8B. It shows the unique advantages of its great generalization. Meanwhile, its GSH scores are rather low in CODELLAMA-7B, not consistent with its performance in the other two models. The phenomenon confirms our conclusion again that, the effects of optimization methods cannot guarantee the stability in different models. MINT performs like an extreme case, since 4 out of its 6 GSH scores are lowest in comparisons. MINT has very low generalization scores but the highest specificity scores. It shows that MINT has limitations in guaranteeing its generalization even though its specificity is already outstanding.

Comparing two STAR variants, STAR[layer] shows obviously better balance than STAR[neuron] in all three models. Based on our analysis, this is caused by the amount of neurons being patched. The former takes around hundreds times more than the latter. It suggests that, a good sparsity pattern of LM repair in improving LM performance cannot promise LMs good side effects. Moreover, when reducing the number of neurons in LM repair, compared to specificity which is already at a very good level, generalization is more likely to be affected to a very bad level. It further indicates that, the main challenge of LM repair methods is improving the generalization instead of improving the specificity.

Generalization Evaluation. As shown in Table 6, compared to STAR, in all three models, SC is the only method showing stably higher generalization scores. That is, STAR and SC show consistently larger positive effects (to the related data) than other methods. Besides, MINT and STAR[neuron] have similar performance and perform the worst in all models. STAR[layer] shows inconsistent performance, with results varying significantly across different models. It shows competitive performance to STAR in STARCORDER2-7B, but shows huge gaps to STAR in the other two models. Based on our analysis, the sparsity pattern led to the performance drop, and the attribution method is responsible for the inconsistency.

Specificity Evaluation. As shown in Table 6, compared to STAR, in all three models, MINT and two variants have stably higher specificity scores, indicating their better specificity. In contrast, SGD has the lowest specificity scores, indicating its consistently larger negative effects (on the unrelated data). On one hand, LM repair methods are likely to have overall better specificity than common optimization methods, such as SGD; on the other hand, as mentioned, the use of sparsity patterns does show effects in improving the specificity of STAR in LM repair. Further, we see the strong correlations between generalization and specificity, since it is challenging to attain high scores in both aspects concurrently.

Table 7: Cumulative Impact Assessment of LM Repair

Mode	Method	ExactMatch \uparrow		BLEU \uparrow	
		HumanEval	BigCode	HumanEval	BigCode
QWEN2.5-CODER-7B		0.816	0.804	0.791	0.734
Single	+ MINT	0.881	0.870	0.861	0.819
	+ STAR	0.942	0.909	0.911	0.855
Multi ple	+ SGD	0.987	0.923	0.966	0.886
	+ STAR	0.993	0.981	0.958	0.959
QWEN2.5-CODER-14B		0.823	0.807	0.799	0.738
Single	+ MINT	0.844	0.817	0.782	0.749
	+ STAR	0.942	0.885	0.931	0.826
Multi ple	+ SGD	0.981	0.965	0.970	0.951
	+ STAR	0.971	0.896	0.917	0.844

Cumulative Impact Assessment. Based on the results in Table 7, LM repair methods smoothly scale to LMs of varying sizes. STAR shows significant improvements in the LM, even though it appears less performant than SGD. Besides STAR, MINT also shows a reliable capability of LM repair. Comparing the results of the 7B model with 14B, SGD performs stably on HumanEval while showing further improvements on BigCode. This is different from the finding of performance degradation in RQ1. The distinction correlates with the amount of failures to solve. On average, each HumanEval data contains fewer failures than BigCode but more than the datasets in RQ1 (refer to Section 4.3). On the cumulative impact (by comparing the results of HumanEval and BigCode), repairing methods guarantee the model’s overall stability after solving around 50 failures since the repaired LMs still perform better. However, the repairing effects show diminishing returns, especially for the 14B model. Although MINT shows marginal diminishing returns, STAR has better performance on BigCode, especially the *multiple*-mode. In addition, SGD shows similar diminishing returns, which suggests the correlations with the increased difficulty of LM optimization.

6 Discussion

To demonstrate the effects of LM repair, we select an actual and representative case from the experiments, as shown in Table 8. It is the 32th sample in TDLR, the natural language prompt is “*submit a job and request multiple nodes*”, and the correcting ground truth is “*sbatch -nodes={{3}} {{path/to/job.sh}}*”. The incorrect tokens in the sequences are highlighted in red while others are in blue.

Compared with the originally generated results which show 4 failures, the results of repaired LMs are better. The *multiple*-mode

methods solve more failures than *single*-mode methods. However, we see repairing methods suffer from a common issue that, LM repair may not generalize well as intended. In particular, it is hard to avoid the current repair affecting normal model behaviors.

Even though all methods successfully solved the model failure that wrongly predicted “job” as “script”, MINT and STAR caused a new failure that, a token earlier in the sequence was wrongly predicted as “job”. In this paper, we proposed an optimization method for LM repair, which is compatible with the *multiple*-mode to mitigate this issue. However, when processing multiple failures together, it is tricky to adjust their weights dynamically in a flexible manner.

Table 8: Showcase of Multiple Repairs in Succession.

Mode	Method	String and Token Sequence
Single	STARCODER2-7B	<code>q batch - nodes={{ 2 }} {{ script / to / script : sh }}</code>
	+ MINT	<code>q batch - nodes={{ 2 }} {{ job / to / job : sh }}</code>
	+ STAR	<code>s batch - job = 3 - path / to / job : sh</code>
Multiple	+ SGD	<code>s batch - nodes={{ 3 }} {{ path / to / job : sh }}</code>
	+ STAR	<code>s batch - nodes={{ 3 }} {{ job / to / job : sh }}</code>

7 Related Work

Neural network (NN) repair is a well-studied area in software engineering, but existing work mainly targets CNNs and discriminative tasks, making it challenging to adapt to language models and generative tasks [21, 50]. The common strategies for repairing neural networks involve identifying faulty neurons via causal analysis [51] and updating them with adaptive methods [3]. Also, using an additional influence model to characterize the stateful and statistical behaviors of the target model to interpret and repair the incorrect behaviors of RNNs [54]. The recent approaches, such as VERE [42], have shown promise in repairing CNNs, particularly for backdoor removal, even though verification-based techniques may have to face high computational costs. The topic of automated repair for LMs has not yet been thoroughly explored. The prior work on NN repair is not directly applicable to language models. To the best of our knowledge, the state-of-the-art MINT is the pioneering work of LM repair. It formalizes the problem of LM repair as solving LM failures, and provides an intuitive solution leveraging the semantic property of LMs, which is effective, and efficient, while showing tolerable side effects. MINT is a pipeline that recognize and solve LM failure at the neuron-level. Inspired by MINT, STAR proposes a complete semantic-based framework and realizes an optimization method that further improves the performance of LM repair and reduces the side effects. Unlike MINT, which follows a sequential pipeline of three individual stages, STAR formulates LM repair as an unified optimization. Therefore, compared to MINT, STAR supports important features, including: proving its efficacy theoretically (leveraging the loss surface); solving multiple LM failures in a single run; and applying a sparsity pattern to filter buggy neurons. In addition, even though both STAR and MINT rely on semantics-related concepts [23, 25], their underlying beliefs are different: STAR advocates that neurons and knowledge follow many-to-many dynamic associations [1], in contrast to MINT’s controversial one-to-many associations [53].

Model editing technique indicates a wide range of methods [55]. Compared to model editing methods, especially those directly modifying model parameters without using additional modules or components, LM repair seems similar in methodology. However, LM repair focuses on targeting certain neurons with tailored updates while remaining computationally lightweight. In general, model editing methods require a large corpus as additional data to build an initial state of model parameters, trying to cover the most common subset of the LM’s pretrained knowledge. They are data-driven, while LM repair directly leverages the inherent property of LMs, such as the semantic property in the LM latent space. Besides, they aim to modify factual knowledge stored in LMs for certain knowledge tasks, while LM repair aims to fix incorrect behaviors, which may not be directly related to factual knowledge [57]. It means the parameters to optimize in LM repair are not constrained in certain modules. For the need of repairing LMs, model editing methods lack enough feasibility and interpretability, which limit their usefulness [28]. The typical methods like ROME [43] and MEMIT [44] identify critical model layers and then use gradients to update parameters. ROME locates key neuron activations through causal interventions, updating specific facts by modifying FFN weights in intermediate layers. MEMIT extends this by enabling batch edits, allowing simultaneous updates to multiple facts across model layers. The recent methods further refine these approaches. PMET [34] considers interactions between MHA, FFN, and residual connections, optimizing both MHA and FFN for better knowledge updates. AlphaEdit [18] minimizes disruption by projecting changes onto the null space of preserved knowledge, ensuring original information remains intact. These innovations address earlier limitations and enhance the precision of model updates.

8 Conclusion

In this paper, we propose a semantic-based optimization framework for automated repair of LMs. LM repair is the process of solving LM failures by targeting and tailoring updates. By converting a “locate-and-patch” pipeline to an optimization process, common limitations and doubts of LM repair can be mitigated. Leveraging the semantics of LMs, our framework STAR suggests solving the updates to model parameters based on the intended steering of latent representations, which are the required changes in geometric position from the current logits to the ground truth. Further, the deltas serve as prior guidance in optimization, and the sparsity pattern of LMs enables the updates targeting certain neurons. The results of our extensive experiments show that STAR outperforms the prior work in both performance and side effects.

In our future work, we will study more on the sparsity pattern of LMs, as well as the effects of layer-wise hierarchy in LM repair. By doing this, LM repair techniques will become more flexible and applicable to real-world tasks. Meanwhile, we plan to explore the uses of LM repair as an intervention tool for the underlying thought processes of LMs, focusing on challenging coding tasks [5, 38].

Acknowledgments

This project was funded by the Australian Research Council (ARC), Discovery Project DP210100041. We thank National Computational Infrastructure (NCI) for providing the computing resources.

References

- [1] Zeyuan Allen-Zhu and Yuanzhi Li. 2025. Physics of Language Models: Part 3.3, Knowledge Capacity Scaling Laws. In *The Thirteenth International Conference on Learning Representations*. <https://openreview.net/forum?id=FxNNiUgtfa>
- [2] Marco Ancona, Enea Ceolini, A. Cengiz Öztireli, and Markus H. Gross. 2017. A unified view of gradient-based attribution methods for Deep Neural Networks. *ArXiv abs/1711.06104* (2017).
- [3] Davide Li Calsi, Matias Duran, Thomas Laurent, Xiaoyi Zhang, Paolo Arcaini, and Fuyuki Ishikawa. 2023. Adaptive Search-based Repair of Deep Neural Networks. *Proceedings of the Genetic and Evolutionary Computation Conference* (2023). <https://api.semanticscholar.org/CorpusID:259833669>
- [4] Aditya Chattopadhyay, Piyushi Manupriya, Anirban Sarkar, and Vineeth N. Balasubramanian. 2019. Neural Network Attributions: A Causal Perspective. In *International Conference on Machine Learning*. <https://api.semanticscholar.org/CorpusID:59606233>
- [5] Junkai Chen, Zhiyuan Pan, Xing Hu, Zhenhao Li, Ge Li, and Xin Xia. 2024. Reasoning Runtime Behavior of a Program with LLM: How Far Are We? <https://api.semanticscholar.org/CorpusID:268680421>
- [6] Lihu Chen, Adam Dejl, and Francesca Toni. 2025. Identifying query-relevant neurons in large language models for long-form texts. In *Proceedings of the AAAI Conference on Artificial Intelligence*, Vol. 39. 23595–23604.
- [7] Mark Chen, Jerry Tworek, Heewoo Jun, Qiming Yuan, Henrique Ponde, Jared Kaplan, Harrison Edwards, Yura Burda, Nicholas Joseph, Greg Brockman, Alex Ray, Raul Puri, Gretchen Krueger, Michael Petrov, Heidy Khlaaf, Girish Sastry, Pamela Mishkin, Brooke Chan, Scott Gray, Nick Ryder, Mikhail Pavlov, Alethea Power, Lukasz Kaiser, Mohammad Bavarian, Clemens Winter, Philippe Tillet, Felipe Petroski Such, David W. Cummings, Matthias Plappert, Fotios Chantzis, Elizabeth Barnes, Ariel Herbert-Voss, William H. Guss, Alex Nichol, Igor Babuschkin, S. Arun Balaji, Shantanu Jain, Andrew Carr, Jan Leike, Joshua Achiam, Vedant Misra, Evan Morikawa, Alec Radford, Matthew M. Knight, Miles Brundage, Mira Murati, Katie Mayer, Peter Welinder, Bob McGrew, Dario Amodei, Sam McCandlish, Ilya Sutskever, and Wojciech Zaremba. 2021. Evaluating Large Language Models Trained on Code. *ArXiv abs/2107.03374* (2021).
- [8] Arthur Conmy, Augustine Mavor-Parker, Aengus Lynch, Stefan Heimersheim, and Adrià Garriga-Alonso. 2023. Towards automated circuit discovery for mechanistic interpretability. *Advances in Neural Information Processing Systems* 36 (2023), 16318–16352.
- [9] Damai Dai, Li Dong, Yaru Hao, Zhifang Sui, and Furu Wei. 2021. Knowledge Neurons in Pretrained Transformers. *ArXiv abs/2104.08696* (2021).
- [10] Payel Das, Subhajit Chaudhury, Elliot Nelson, Igor Melnyk, Sarath Swaminathan, Sihui Dai, Aurélie C. Lozano, Georgios Kollias, Vijil Chenthamarakshan, Jiri Navrátil, Soham Dan, and Pin-Yu Chen. 2024. Larimar: Large Language Models with Episodic Memory Control. *ArXiv abs/2403.11901* (2024). <https://api.semanticscholar.org/CorpusID:268532114>
- [11] Huiqi Deng, Na Zou, Mengnan Du, Weifu Chen, Guo-Can Feng, Ziwei Yang, Zheyang Li, and Quanshi Zhang. 2023. Understanding and Unifying Fourteen Attribution Methods with Taylor Interactions. *ArXiv abs/2303.01506* (2023). <https://api.semanticscholar.org/CorpusID:257353582>
- [12] Kedar Dhamdhere, Mukund Sundarajan, and Qiqi Yan. 2018. How Important Is a Neuron? *ArXiv abs/1805.12233* (2018). <https://api.semanticscholar.org/CorpusID:44167055>
- [13] Jesse Dodge, Gabriel Ilharco, Roy Schwartz, Ali Farhadi, Hannaneh Hajishirzi, and Noah A. Smith. 2020. Fine-Tuning Pretrained Language Models: Weight Initializations, Data Orders, and Early Stopping. *ArXiv abs/2002.06305* (2020). <https://api.semanticscholar.org/CorpusID:211132951>
- [14] Elvis Dohmatob, Yunzhen Feng, Arjun Subramonian, and Julia Kempe. 2024. Strong Model Collapse. *ArXiv abs/2410.04840* (2024). <https://api.semanticscholar.org/CorpusID:273186655>
- [15] Qingxiu Dong, Damai Dai, Yifan Song, Jingjing Xu, Zhifang Sui, and Lei Li. 2022. Calibrating Factual Knowledge in Pretrained Language Models. *ArXiv abs/2210.03329* (2022). <https://api.semanticscholar.org/CorpusID:252762125>
- [16] Qingxiu Dong, Lei Li, Damai Dai, Ce Zheng, Zhiyong Wu, Baobao Chang, Xu Sun, Jingjing Xu, and Zhifang Sui. 2022. A Survey for In-context Learning. *ArXiv abs/2301.00234* (2022). <https://api.semanticscholar.org/CorpusID:255372865>
- [17] Mengnan Du, Ninghao Liu, and Xia Hu. 2018. Techniques for interpretable machine learning. *Commun. ACM* 63 (2018), 68–77. <https://api.semanticscholar.org/CorpusID:51893222>
- [18] Junfeng Fang, Houcheng Jiang, Kun Wang, Yunshan Ma, Xiang Wang, Xiangan He, and Tat-Seng Chua. 2024. AlphaEdit: Null-Space Constrained Knowledge Editing for Language Models. *ArXiv abs/2410.02355* (2024). <https://api.semanticscholar.org/CorpusID:273098148>
- [19] Chelsea Finn, Pieter Abbeel, and Sergey Levine. 2017. Model-agnostic meta-learning for fast adaptation of deep networks. In *International conference on machine learning*. PMLR, 1126–1135.
- [20] Zihao Fu, Haoran Yang, Anthony Man-Cho So, Wai Lam, Lidong Bing, and Nigel Collier. 2023. On the effectiveness of parameter-efficient fine-tuning. In *Proceedings of the AAAI conference on artificial intelligence*, Vol. 37. 12799–12807.
- [21] Xuanqi Gao, Juan Zhai, Shiqing Ma, Chao Shen, Yufei Chen, and Qianqian Wang. 2022. Fairneuron: Improving Deep Neural Network Fairness with Adversary Games on Selective Neurons. *2022 IEEE/ACM 44th International Conference on Software Engineering (ICSE)* (2022), 921–933. <https://api.semanticscholar.org/CorpusID:247996805>
- [22] Jian Gu, Aldeida Aleti, Chunyang Chen, and Hongyu Zhang. 2023. Neuron Patching: Semantic-based Neuron-level Language Model Repair for Code Generation. *arXiv preprint arXiv:2312.05356* (2023).
- [23] Jian Gu, Aldeida Aleti, Chunyang Chen, and Hongyu Zhang. 2024. Vocabulary-Defined Semantics: Latent Space Clustering for Improving In-Context Learning. *arXiv preprint arXiv:2401.16184* (2024). <https://arxiv.org/abs/2401.16184>
- [24] Jian Gu, Aldeida Aleti, Chunyang Chen, and Hongyu Zhang. 2025. Beyond Neural Incompatibility: Easing Cross-Scale Knowledge Transfer in Large Language Models through Latent Semantic Alignment. *arXiv preprint arXiv:2510.24208* (2025).
- [25] Jian Gu, Aldeida Aleti, Chunyang Chen, and Hongyu Zhang. 2025. A Semantic-Aware Layer-Freezing Approach to Computation-Efficient Fine-Tuning of Language Models. In *Findings of the Association for Computational Linguistics: ACL 2025*. doi:10.18653/v1/2025.findings-acl.420
- [26] Jian Gu, Aldeida Aleti, Chunyang Chen, and Hongyu Zhang. 2025. SeMe: Training-Free Language Model Merging via Semantic Alignment. *arXiv preprint arXiv:2505.20144* (2025).
- [27] Jian Gu and Harald C. Gall. 2023. Towards Top-Down Automated Development in Limited Scopes: A Neuro-Symbolic Framework from Expressibles to Executables. In *Proceedings of the 31st ACM Joint European Software Engineering Conference and Symposium on the Foundations of Software Engineering*. 2072–2076.
- [28] Guoxiu He, Xin Song, and Aixin Sun. 2025. Knowledge Updating? No More Model Editing! Just Selective Contextual Reasoning. <https://api.semanticscholar.org/CorpusID:276885001>
- [29] Siming Huang, Tianhao Cheng, Jason Klein Liu, Jiaran Hao, Liuyihan Song, Yang Xu, J. Yang, J. H. Liu, Chenchen Zhang, Linzheng Chai, Ruifeng Yuan, Zhaoxiang Zhang, Jie Fu, Qian Liu, Ge Zhang, Zili Wang, Y. Qi, Yinghui Xu, and Wei Chu. 2024. OpenCoder: The Open Cookbook for Top-Tier Code Large Language Models. *ArXiv abs/2411.04905* (2024). <https://api.semanticscholar.org/CorpusID:273877989>
- [30] Binyuan Hui, Jian Yang, Zeyu Cui, Jiayi Yang, Dayiheng Liu, Lei Zhang, Tianyu Liu, Jiajun Zhang, Bowen Yu, Kai Dang, An Yang, Rui Men, Fei Huang, Shanghaoran Quan, Xingzhang Ren, Xuancheng Ren, Jingren Zhou, and Junyang Lin. 2024. Qwen2.5Coder Technical Report. *ArXiv abs/2409.12186* (2024). <https://api.semanticscholar.org/CorpusID:272707390>
- [31] Dhanushka Jayasuriya, Valerio Terragni, Jens Dietrich, Samuel Ou, and Kelly Blincoe. 2023. Understanding Breaking Changes in the Wild. *Proceedings of the 32nd ACM SIGSOFT International Symposium on Software Testing and Analysis* (2023). <https://api.semanticscholar.org/CorpusID:259844850>
- [32] Juyong Jiang, Fan Wang, Jiasi Shen, Sungju Kim, and Sunghun Kim. 2024. A Survey on Large Language Models for Code Generation. *ArXiv abs/2406.00515* (2024). <https://api.semanticscholar.org/CorpusID:270214176>
- [33] James Kirkpatrick, Razvan Pascanu, Neil C. Rabinowitz, Joel Veness, Guillaume Desjardins, Andrei A. Rusu, Kieran Milan, John Quan, Tiago Ramalho, Agnieszka Grabska-Barwinska, Demis Hassabis, Claudia Clopath, Dharshan Kumaran, and Raia Hadsell. 2016. Overcoming catastrophic forgetting in neural networks. *Proceedings of the National Academy of Sciences* 114 (2016), 3521–3526. <https://api.semanticscholar.org/CorpusID:4704285>
- [34] Xiaopeng Li, Shasha Li, Shezheng Song, Jing Yang, Jun Ma, and Jie Yu. 2023. PMET: Precise Model Editing in a Transformer. *ArXiv abs/2308.08742* (2023). <https://api.semanticscholar.org/CorpusID:261030625>
- [35] Yige Li, Hanxun Huang, Yunhan Zhao, Xingjun Ma, and Junfeng Sun. 2024. BackdoorLLM: A Comprehensive Benchmark for Backdoor Attacks on Large Language Models. *ArXiv abs/2408.12798* (2024). <https://api.semanticscholar.org/CorpusID:271947035>
- [36] Yanzhou Li, Tianlin Li, Kangjie Chen, Jian Zhang, Shangqing Liu, Wenhan Wang, Tianwei Zhang, and Yang Liu. 2024. BadEdit: Backdoor large language models by model editing. *ArXiv abs/2403.13355* (2024). <https://api.semanticscholar.org/CorpusID:268536645>
- [37] Pietro Liguori, Erfan Al-Hossami, Domenico Cotroneo, Roberto Natella, Bojan Kukic, and Samira Shaikh. 2021. Can we generate shellcodes via natural language? An empirical study. *Automated Software Engineering* 29 (2021). <https://api.semanticscholar.org/CorpusID:233407761>
- [38] Chenxiao Liu, Shuai Lu, Weizhu Ren, Daxin Jiang, Alexey Svyatkovskiy, Shengyu Fu, Neel Sundaresan, and Nan Duan. 2023. Code Execution with Pre-trained Language Models. *ArXiv abs/2305.05383* (2023). <https://api.semanticscholar.org/CorpusID:258564296>
- [39] Anton Lozhkov, Raymond Li, Loubna Ben Allal, Federico Cassano, Joel Lamy-Poirier, Nouamane Tazi, Ao Tang, Dmytro Pykhtar, Jiawei Liu, Yuxiang Wei, Tianyang Liu, Max Tian, Denis Cocotkov, Arthur Zucker, Younes Belkada, Zijian Wang, Qian Liu, Dmitry Abulkhanov, Indraneil Paul, Zhuang Li, Wen-Ding Li, Megan L. Risdal, Jia Li, Jian Zhu, Terry Yue Zhuo, Evgenii Zheltonozhskii, Nii Osae Osae Dade, W. Yu, Lucas Krauss, Naman Jain, Yixuan Su, Xuanli He, Manan

- Dey, Edoardo Abati, Yekun Chai, Niklas Muennighoff, Xiangru Tang, Muhtasham Oblokulov, Christopher Akiki, Marc Marone, Chenghao Mou, Mayank Mishra, Alexander Gu, Binyuan Hui, Tri Dao, Armel Zebaze, Olivier Dehaene, Nicolas Patry, Canwen Xu, Julian McAuley, Han Hu, Torsten Scholak, Sébastien Paquet, Jennifer Robinson, Carolyn Jane Anderson, Nicolas Chapados, Mostofa Patwary, Nima Tajbakhsh, Yacine Jernite, Carlos Muñoz Ferrandis, Lingming Zhang, Sean Hughes, Thomas Wolf, Arjun Guha, Leandro von Werra, and Harm de Vries. 2024. StarCoder 2 and The Stack v2: The Next Generation. *ArXiv abs/2402.19173* (2024). <https://api.semanticscholar.org/CorpusID:268063676>
- [40] Yiping Lu, Zhuohan Li, Di He, Zhiqing Sun, Bin Dong, Tao Qin, Liwei Wang, and Tie-Yan Liu. 2019. Understanding and Improving Transformer From a Multi-Particle Dynamic System Point of View. *ArXiv abs/1906.02762* (2019). <https://api.semanticscholar.org/CorpusID:174801126>
- [41] Michael R. Lyu, Baishakhi Ray, Abhik Roychoudhury, Shin Hwei Tan, and Patanamon Thongtanunam. 2024. Automatic Programming: Large Language Models and Beyond. *ArXiv abs/2405.02213* (2024). <https://api.semanticscholar.org/CorpusID:269587748>
- [42] Jianan Ma, Pengfei Yang, Jingyi Wang, Youcheng Sun, Cheng-Chao Huang, and Zhen Wang. 2024. Vere: Verification Guided Synthesis for Repairing Deep Neural Networks. *2024 IEEE/ACM 46th International Conference on Software Engineering (ICSE)* (2024), 64–76. <https://api.semanticscholar.org/CorpusID:267388361>
- [43] Kevin Meng, David Bau, Alex Andonian, and Yonatan Belinkov. 2022. Locating and Editing Factual Associations in GPT.
- [44] Kevin Meng, Arnab Sharma, Alex Andonian, Yonatan Belinkov, and David Bau. 2022. Mass-Editing Memory in a Transformer. *ArXiv abs/2210.07229* (2022).
- [45] Paulius Micikevicius, Sharan Narang, Jonah Alben, Gregory Frederick Diamos, Erich Elsen, David Garcia, Boris Ginsburg, Michael Houston, Oleksii Kuchaiev, Ganesh Venkatesh, and Hao Wu. 2017. Mixed Precision Training. *ArXiv abs/1710.03740* (2017).
- [46] Kishore Papineni, Salim Roukos, Todd Ward, and Wei-Jing Zhu. 2002. Bleu: a Method for Automatic Evaluation of Machine Translation. In *Annual Meeting of the Association for Computational Linguistics*.
- [47] Ketai Qiu, Niccolò Puccinelli, Matteo Ciniselli, and Luca Di Grazia. 2024. From Today's Code to Tomorrow's Symphony: The AI Transformation of Developer's Routine by 2030. *ACM Trans. Softw. Eng. Methodol.* (Dec. 2024). doi:10.1145/3709353
- [48] Anna Rogers, Olga Kovaleva, and Anna Rumshisky. 2020. A Primer in BERTology: What We Know About How BERT Works. *Transactions of the Association for Computational Linguistics* 8 (2020), 842–866. <https://api.semanticscholar.org/CorpusID:211532403>
- [49] Baptiste Rozière, Jonas Gehring, Fabian Gloeckle, Sten Sootla, Itai Gat, Xiaoqing Tan, Yossi Adi, Jingyu Liu, Tal Remez, Jérémy Rapin, Artyom Kozhevnikov, I. Evtimov, Joanna Bitton, Manish P Bhatt, Cristian Cántón Ferrer, Aaron Grattafiori, Wenhan Xiong, Alexandre D'efossez, Jade Copet, Faisal Azhar, Hugo Touvron, Louis Martin, Nicolas Usunier, Thomas Scialom, and Gabriel Synnaeve. 2023. Code Llama: Open Foundation Models for Code. *ArXiv abs/2308.12950* (2023). <https://api.semanticscholar.org/CorpusID:261100919>
- [50] Jeongju Sohn, Sungmin Kang, and Shin Yoo. 2019. Arachne: Search-Based Repair of Deep Neural Networks. *ACM Transactions on Software Engineering and Methodology* 32 (2019), 1 – 26. <https://api.semanticscholar.org/CorpusID:251623079>
- [51] Bing-Jie Sun, Jun Sun, Hong Long Pham, and Jie Shi. 2022. Causality-Based Neural Network Repair. *2022 IEEE/ACM 44th International Conference on Software Engineering (ICSE)* (2022), 338–349. <https://api.semanticscholar.org/CorpusID:248266895>
- [52] Transluc Organization. 2024. Observability Interface. Retrieved October 31, 2024 from <https://transluc.org/observability-interface>
- [53] Yifan Wei, Xiaoyan Yu, Yixuan Weng, Huanhuan Ma, Yuanzhe Zhang, Jun Zhao, and Kang Liu. 2024. Does knowledge localization hold true? surprising differences between entity and relation perspectives in language models. In *Proceedings of the 33rd ACM International Conference on Information and Knowledge Management*. 4118–4122.
- [54] Xiaofei Xie, Wenbo Guo, L. Ma, Wei Le, Jian Wang, Lingjun Zhou, Yang Liu, and Xinyu Xing. 2021. RNNRepair: Automatic RNN Repair via Model-based Analysis. In *International Conference on Machine Learning*. <https://api.semanticscholar.org/CorpusID:235825371>
- [55] Yunzhi Yao, Peng Wang, Bo Tian, Siyuan Cheng, Zhoubo Li, Shumin Deng, Hua-jun Chen, and Ningyu Zhang. 2023. Editing Large Language Models: Problems, Methods, and Opportunities. In *Conference on Empirical Methods in Natural Language Processing*. <https://api.semanticscholar.org/CorpusID:258833129>
- [56] Pengcheng Yin, Bowen Deng, Edgar Chen, Bogdan Vasilescu, and Graham Neubig. 2018. Learning to Mine Aligned Code and Natural Language Pairs from Stack Overflow. *2018 IEEE/ACM 15th International Conference on Mining Software Repositories (MSR)* (2018), 476–486.
- [57] Ningyu Zhang, Yunzhi Yao, Bo Tian, Peng Wang, Shumin Deng, Meng Wang, Zekun Xi, Shengyu Mao, Jintian Zhang, Yuansheng Ni, Siyuan Cheng, Ziwen Xu, Xin Xu, Jia-Chen Gu, Yong Jiang, Pengjun Xie, Fei Huang, Lei Liang, Zhiqiang Zhang, Xiao-Jun Zhu, Jun Zhou, and Huajun Chen. 2024. A Comprehensive Study of Knowledge Editing for Large Language Models. *ArXiv abs/2401.01286* (2024). <https://api.semanticscholar.org/CorpusID:266725300>
- [58] Shuyan Zhou, Uri Alon, Frank F. Xu, Zhengbao Jiang, and Graham Neubig. 2022. DocCoder: Generating Code by Retrieving and Reading Docs. *ArXiv abs/2207.05987* (2022). <https://api.semanticscholar.org/CorpusID:250492900>
- [59] Yilun Zhou, Serena Booth, Marco Tulio Ribeiro, and Julie A. Shah. 2021. Do Feature Attribution Methods Correctly Attribute Features? *ArXiv abs/2104.14403* (2021).
- [60] Terry Yue Zhuo, Minh Chien Vu, Jenny Chim, Han Hu, Wenhao Yu, Ratnadira Widayarsi, Imam Nur Bani Yusuf, Haolan Zhan, Junda He, Indraneil Paul, Simon Brunner, Chen Gong, Thong Hoang, Armel Randy Zebaze, Xiao ke Hong, Wen-Ding Li, Jean Kaddour, Minglian Xu, Zhihan Zhang, Prateek Yadav, Naman Jain, Alex Gu, Zhoujun Cheng, Jiawei Liu, Qian Liu, Zijian Wang, David Lo, Binyuan Hui, Niklas Muennighoff, Daniel Fried, Xiao-Nan Du, Harm de Vries, and Leandro von Werra. 2024. BigCodeBench: Benchmarking Code Generation with Diverse Function Calls and Complex Instructions. *ArXiv abs/2406.15877* (2024). <https://api.semanticscholar.org/CorpusID:270702705>
- [61] Luisa M. Zintgraf, Taco Cohen, Tameem Adel, and Max Welling. 2017. Visualizing Deep Neural Network Decisions: Prediction Difference Analysis. *ArXiv abs/1702.04595* (2017). <https://api.semanticscholar.org/CorpusID:2103669>