

General Table Question Answering via Answer-Formula Joint Generation

Zhongyuan Wang¹, Richong Zhang^{1,2*}, Zhijie Nie^{1,3}, Hangyu Mao⁴,

¹CCSE, School of Computer Science and Engineering, Beihang University, Beijing, China

²Zhongguancun Laboratory, Beijing, China

³Shen Yuan Honors College, Beihang University, Beijing, China

⁴Kuaishou Technology

Abstract

Advanced table question answering (TableQA) methods prompt large language models (LLMs) to generate answer text, SQL query, Python code, or custom operation, which impressively improve the complex reasoning problems in the TableQA task. However, these methods lack the versatility to cope with specific question types or table structures. In contrast, the Spreadsheet Formula, the widely used and well-defined operation language for tabular data, has not been thoroughly explored to solve TableQA. In this paper, we first attempt to use the Formula as the executable representation for solving complex reasoning on tables with different structures. Specifically, we construct FormulaQA, a large Formula-annotated TableQA dataset from existing datasets. In addition, we propose TabAF, a general table answering framework to solve multiple types of tasks over multiple types of tables simultaneously, which decodes answers and Formulas with a single LLM backbone. Extensive experiments demonstrate the versatility and generalization of TabAF. Under the same model size, TabAF achieves new state-of-the-art performance on the WikiTableQuestion, HiTab, and TabFact.¹

Introduction

A table is an arrangement of information or data in rows and columns, which is ubiquitous and serves as an important data carrier in many domains. The Table Question Answering (TableQA) task aims to answer natural language questions based on tables, requiring models to comprehend and analyze tabular content. Unlike the database tables in the Text-to-SQL task, tabular data in TableQA exhibits more flexible structures and mixed data types, making it more challenging to handle with SQL queries. The questions in TableQA can be categorized into two types: lookup questions, which select part of the table contents as answers, and complex reasoning questions, which require calculating or aggregating multiple values from tables.

Current mainstream TableQA methods leverage the capability of large language models (LLMs), either prompting LLMs to generate outputs without training (Cheng et al. 2023; Wang et al. 2024; Yang et al. 2025) or fine-tuning LLMs to enhance table reasoning capabilities (Zhang et al.

*Corresponding author

¹Our code and dataset is available at <https://github.com/inforin/TabAF>

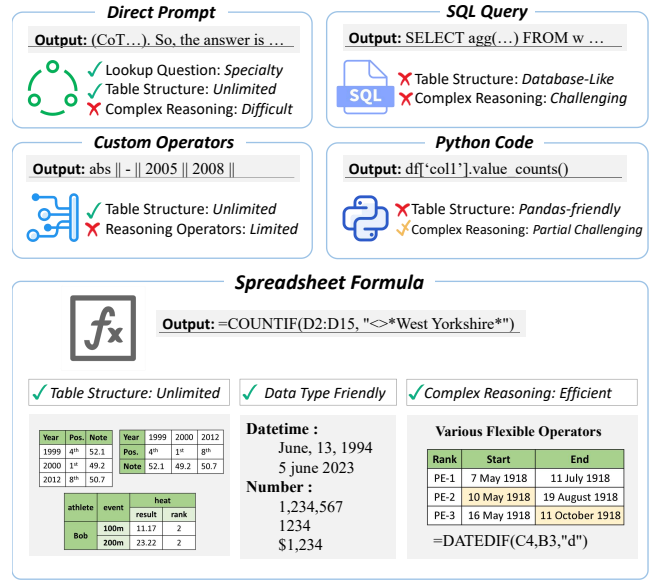


Figure 1: Different generation modes in TableQA.

2024a,b). In general, four generation modes are used in existing LLM-based TableQA methods: Direct Prompting (DP) mode aims at prompting LLMs to generate textual answers directly or to conclude the final answers after reasoning through Chain-of-Thought (CoT) (Liu, Wang, and Chen 2024; Jiang, Wang, and Deng 2024), which are highly flexible and are not restricted by table structures. The DP-based methods excel at looking up existing answers from tables, particularly when extracting substring content from complex cells. The remaining three are the generation modes via executable representations, including generating SQL queries (Cheng et al. 2023; Ni et al. 2023), Python codes (Su et al. 2024; Yang et al. 2025), and custom operations (Mouravieff, Piwowarski, and Lamprier 2024). These modes generate executable representations and invoke external engines to derive answers, which are more adept at complex reasoning.

However, as illustrated in Figure 1, existing generation modes all have non-negligible limitations: (1) The DP mode relies on the intrinsic reasoning capability of LLMs, struggling to solve complex reasoning over tables; (2) The SQL-

based methods assume tables are database-like, making it difficult to apply to hierarchical tables (Shi et al. 2020); (3) The Python mode often struggles with complex table structures. For instance, the commonly used third-party toolkit `Pandas`² mishandles horizontal tables and requires extra steps for mixed data processing and multi-index lookup (Liu, Wang, and Chen 2024), increasing code complexity; (4) The methods generating custom operations define a limited set of reasoning operators, exhibiting poor scalability.

Therefore, a crucial question arises: **Whether there is a generalized executable representation that can deal with various questions on the diverse tables?** In this paper, we explore the potential of one promising candidate, Spreadsheet Formulas (abbreviated as Formulas). As the native operation language of tabular data, Formulas provide rich operators specifically designed for tabular data. Prior work (Cheng et al. 2022a) shows its potential on simple arithmetic reasoning over tables, overlooking its general question-answering capabilities. Meanwhile, generating Formulas via LLMs for TableQA has not been explored.

We believe that generating Formulas offers the following advantages: (1) **Flexible**: Similar to DP-based methods, Formulas can adapt to tables with different structures, such as horizontal tables, hierarchical tables, or tables with mixed data types. (2) **Data-Friendly**: The Formula execution engine is compatible with different formatted values, such as formatted numbers or dates, with no need for data type transferring; (3) **Efficient**: Formulas contain rich table operators, enabling complex reasoning with concise expressions, which are difficult for Python or SQL to achieve.

To unleash the potential of LLMs in generating Formulas, we constructed **FormulaQA**, a large **Formula-annotated dataset for TableQA**. Specifically, we first develop **FormulaQA(Direct)**, a large-scale dataset tailored for direct Formula generation, aimed at enhancing the ability of LLMs to generate task-specific Formulas for TableQA. **FormulaQA(Direct)** is through a combination of existing Formula data collection, SQL-to-Formula conversion, and annotations by a strong LLM. It contains 24,738 samples, each with complete (question, table, answer) triplets and corresponding Formulas. Furthermore, we construct **FormulaQA(CoT)**, a small-scale reasoning-focused subset with high-quality CoT annotations by Claude-Sonnet-4, serving as cold start data for RL fine-tuning of **TabAF-CoT**, which encourages LLMs to think before generating answers or Formulas.

Both DP and Formula modes are well-suited for different tables, with distinct problem-solving focuses. The DP mode is tailored for lookup questions, while the Formula mode excels at handling complex reasoning questions. To combine their advantages, we propose **TabAF**, an **answer-Formula joint generation and aggregation framework**, which supports both DP and Formula generation modes by producing outputs from both modes and selecting the final answer to a question via majority voting. **TabAF** comprises two variants: **TabAF-Fast**, which directly generates answers or Formulas based on the question and table without

an explicit reasoning process, balancing performance and efficiency; and **TabAF-CoT**, which generates answers or Formulas after a CoT reasoning process, aiming for higher performance. To fully exploit the potential of LLMs, we first perform supervised fine-tuning (SFT) to both variants, followed by a reinforcement learning (RL) training stage.

Based on **FormulaQA**, we trained **TabAF** on Qwen2.5-Coder-7B (Hui et al. 2024) and Llama3.1-8B (Dubey et al. 2024) using **FormulaQA**. **Extensive experiment analysis shows the superiority of our approach**: for in-domain setting, **TabAF-Fast** significantly surpasses fine-tuning-based baselines on WTQ, HiTab, and TabFact while maintaining high token efficiency; **TabAF-CoT** demonstrates stronger reasoning ability through CoT generation; for out-of-domain setting, both variants demonstrate generalization capabilities on AIT-QA for aviation-field tableQA and FinQA for finance-field HybridQA, achieving substantially better performance than existing TableQA LLMs; Ablation studies demonstrate the necessity of both modes in **TabAF** and the effectiveness of each training stage in our methods.

Related Work

Prompting-based TableQA Methods Most LLM-based methods leverage the in-context learning ability of LLMs to predict answers or executable representations such as SQL or Python code. Binder (Cheng et al. 2023) prompts LLMs to generate SQL queries. Chain-of-Table (Wang et al. 2024) and API-Assisted (Cao et al. 2023) design Python functions to filter flat and hierarchical tables, respectively. Recently, (Liu, Wang, and Chen 2024) and (Yang et al. 2025) perform joint reasoning over multiple outputs from different methods, achieving the best performance on flat tables. However, most existing methods are limited to either flat or hierarchical tables and lack generalizability across diverse table structures. Furthermore, many rely on closed-source models such as ChatGPT for generation.

Fine-tuning-based TableQA Methods Traditional methods (Yin et al. 2020; Herzig et al. 2020) utilize data with different input or output formats during pretraining to enhance the reasoning ability of small models. FORTAP (Cheng et al. 2022a) first introduces Formulas into the TableQA task, training models with Formulas annotated in Hitab (Cheng et al. 2022b), where the Formulas are limited to arithmetic operations. Several recent studies, including TableLlama (Zhang et al. 2024a), TableLLM (Zhang et al. 2024b), TableBench (Wu et al. 2024), and TableGPT2 (Su et al. 2024), attempt to improve the table reasoning ability of LLMs by fine-tuning on more tabular data. Their fine-tuned LLMs struggle to perform well on a single task.

SpreadSheet Formula Prediction The Formula prediction task aims to complete or derive spreadsheet content without relying on natural language questions, which **differs from TableQA**. SpreadsheetCoder (Chen et al. 2021a) completes Formulas for cells in given tables. Auto-Formula (Chen et al. 2024) recommends Formulas for cells based on similar tables. In contrast, NL2Formula (Zhao et al. 2024) provides a benchmark for generating verbose and inefficient

²<https://pandas.pydata.org/>

formulas for database-like tables, which differ significantly from the tabular data addressed in TableQA.

FormulaQA

Spreadsheet Formulas are a native and widely used tool for handling tabular data. However, open-source LLMs often struggle with Formula reasoning due to limited exposure during training, especially for Formulas tailored to TableQA tasks. To enhance the Formula generation capability for LLMs and leverage the advantages of Formulas in accomplishing complex reasoning over different structured tables, **we first construct FormulaQA(Direct), a large-scale spreadsheet dataset**, enabling the LLMs to reestablish proficiency in Formula generation for TableQA. FormulaQA(Direct) avoids explicit reasoning steps, enabling efficient use of existing data and reducing CoT annotation overhead. To further elicit the reasoning capability, **we introduce FormulaQA(CoT), a small-scale CoT dataset used after extensive training on FormulaQA(Direct)**, to guide the LLMs toward a reasoning-then-generation paradigm, preparing them for subsequent RL training. **We do not construct a separate test set for either variants**, as we only reformulate the train and dev sets from existing TableQA datasets. Their original test sets can be directly used for evaluation.

FormulaQA(Direct)

To ensure our Formula dataset covers common TableQA scenarios, we first collect existing Formula data in QA domains. Then, to address the insufficient Formula data from existing datasets and expand the basic complex reasoning capability, we utilize the SQL-solvable subset within TableQA by converting SQL queries into Formulas via templates. Finally, we annotate Formulas using the powerful LLM for SQL-unsolvable or SQL-intractable questions.

Existing Formula Collection We collect Formulas from HiTab (Cheng et al. 2022b), as it is the only TableQA dataset with Formula annotations. The Formulas in HiTab are relatively short, mainly involving assignment Formulas (e.g., “= B2”) and basic arithmetic Formulas, which ensures the fundamental capability for reasoning.

Templated-Based SQL to Formula We collect the SQL data annotated for TableQA to convert into Formulas. WTQ (Pasupat and Liang 2015) is a mainstream challenging TableQA benchmark. Squall (Shi et al. 2020) standardizes and extends WTQ tables, annotating SQL queries and associated templates for SQL-solvable questions. We count their SQL templates and manually write conversion programs for common templates. We provide example SQL queries and the corresponding Formulas for partial templates in Table 1, and explain the conversion details in Appendix A.

Annotation by the Powerful LLM Since the remaining long-tail templates in Squall are difficult to convert, and many SQL-unsolvable questions can still be expressed using Formulas, we annotate the remaining WTQ questions using GPT-4o. For each question, we prompt the LLM to generate 10 Formulas, execute them, and select the most concise

one with correct results. If no Formula executes correctly, back the incorrect outputs for new Formula generation, up to 3 attempts per question. We also randomly select samples from TabFact, a fact-checking dataset commonly used in TableQA, to enhance the variety of Formula. The prompt used for annotation can be found in Appendix D.1.

FormulaQA(CoT)

To ensure a high-quality cold start for subsequent RL training, we employ Claude-Sonnet-4, the SOTA reasoning model, to annotate CoT-style reasoning paths. Specifically, we randomly sample examples from the train sets of WTQ, HiTab, and TabFact, prompting the powerful LLM to think before generating answers or Formulas. Each question allows up to three annotation attempts; only outputs with correct answers or Formula-executed results are retained, while failed samples are discarded. The prompt used for CoT annotation can be found in Appendix D.2.

Dataset Statistic

The statistics of FormulaQA are summarized in Table 2. For FormulaQA(Direct), we follow the original dataset splits to construct the train and dev sets. We also report the token statistics of Formulas from different datasets. Formulas in HiTab consist of only a few tokens, mainly including lookup and simple arithmetic Formulas. Formulas for WTQ and Squall are longer, containing more complex reasoning operators such as filtering, sorting, and aggregations. Formulas for TabFact are even longer, as the fact-checking task requires Formulas to perform verifications across multiple conditions. For FormulaQA(CoT), we randomly sample and annotate 600 CoT examples for Formula generation and 600 for answer generation from the train set of each dataset.

TabAF

We introduce TabAF, an answer-Formula joint generation framework for TableQA that combines the strengths of Formula mode in complex reasoning and DP mode in lookup questions. As shown in Figure 2, given a new question, TabAF is guided by mode-specific instructions to generate 5 Formulas and 5 answers. Following previous works (Liu, Wang, and Chen 2024), we employ the mix self-consistency strategy to determine the final answer from 10 candidates.

To meet practical demands in real-world scenarios, we develop two variants of TabAF: **TabAF-Fast prioritizes inference efficiency by directly generating answers or Formulas, whereas TabAF-CoT emphasizes performance by incorporating a reasoning process before generating answers or Formulas**. The two-generation modes of both variants of TabAF can be expressed as

$$\begin{aligned} f_{\text{LLM}}(I_{\text{DP}}, T, Q) &\rightarrow [R,] Y_{\text{DP}} \\ f_{\text{LLM}}(I_{\text{Formula}}, T_{\text{ex}}, Q) &\rightarrow [R,] Y_{\text{Formula}} \end{aligned} \quad (1)$$

where Y_{DP} and Y_{Formula} are the output answer and Formula, separately. R , included exclusively in TabAF-CoT, denotes the reasoning process before generating the final output. I_{DP} and I_{Formula} refers to the instructions of different modes, Q

| Type | Formula | SQL Template Example |
|-------------------|---|---|
| Lookup | =F28 =B39 | SELECT c4 FROM w WHERE c3 = 'jaime quintana' SELECT c2 FROM w ORDER BY id DESC LIMIT 1 |
| Complex Reasoning | =MIN(G2:G35) =COUNTA(A2:A36) =COUNTA(UNIQUE(A2:A39)) =SUMIFS(N2:N22, G2:G22, "<=60") =MINIFS(D2:D33, G2:G33, "<=a", H2:H33, "<_i6b") =INDEX(A2:A13, MATCH(MIN(D2:D13), D2:D13, 0)) | SELECT MIN(c3) FROM w WHERE agg = 0 SELECT COUNT(*) FROM w WHERE agg = 0 SELECT COUNT(DISTINCT c1) FROM w WHERE agg = 0 SELECT SUM(c4_number) FROM w WHERE c2_year = 60 SELECT MIN(c2) FROM w WHERE c3 = 'a' AND c4 != 'b' SELECT c1 FROM w ORDER BY c2_parsed ASC LIMIT 1 |

Table 1: Examples of some SQL templates we utilize for Formula conversion.

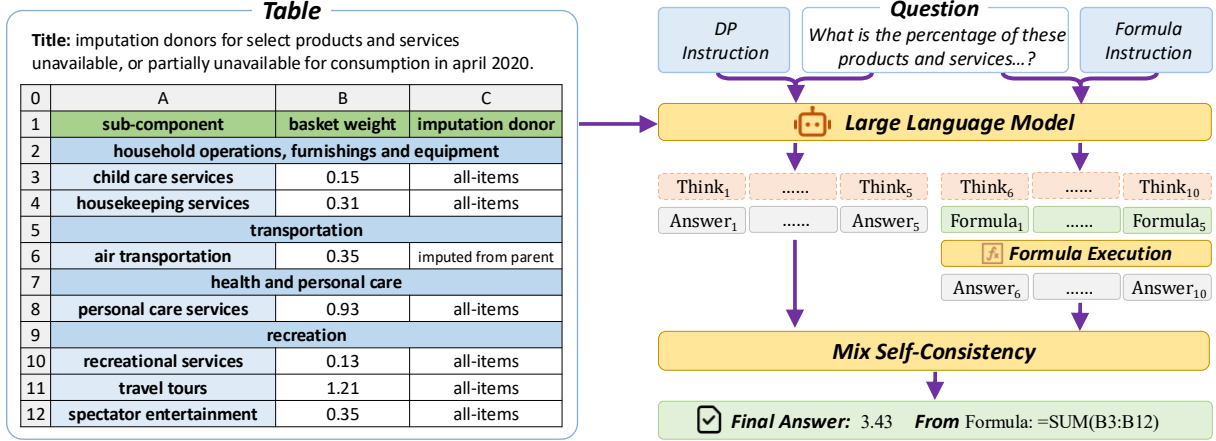


Figure 2: The overall structure of TabAF. The models are trained using FormulaQA and existing tabular data. We prompt the models with different instructions to generate Formulas and answers, where thinking is optional. The mix self-consistency strategy is employed to obtain the final answer from the Formula-executed answers and the DP-based generated ones.

| Dataset | FormulaQA(Direct) | | | FormulaQA (CoT) |
|--------------|-------------------|-------|-----------|-----------------|
| | Train | Dev | Avg Token | |
| HiTab | 7,409 | 1,671 | 3.45 | 1,200 |
| Squall & WTQ | 9,829 | 2,439 | 19.35 | 1,200 |
| TabFact | 7,500 | 1,800 | 36.49 | 1,200 |

Table 2: Statistics of Formulas dataset, the average token count is calculated using the Qwen tokenizer.

refers to the question. T refers to the origin table in mark-down format, while T_{ex} refers to the augmented view of the table T , which is added with column labels (A, B, C...) and row numbers (1, 2, 3, ...) of the spreadsheets to assist LLMs in generating Formulas. The prompts for these two variants can be found in Appendix D.3 and D.4.

For Formula execution, due to the limited usability of the Excel engine on Linux, we use the open-source package `formulas`³ for efficient batched Formula execution. As this package is relatively lightweight, it does not fully match the Excel engine in terms of the number and functionality of supported Formulas. To address this, we extended its Formula coverage based on the needs observed in Formula an-

notations to better simulate the behavior of the Excel engine.

Training Pipeline

To simultaneously enhance the generation capabilities of LLMs under both generation modes, fine-tune the LLMs in a multi-task learning approach, where LLMs are guided by mode-specific instructions to produce the expected outputs. In terms of the training pipeline, for TabAF-Fast, which directly generates answers or Formulas, we first perform supervised fine-tuning (SFT), followed by reinforcement learning (RL). For TabAF-CoT, we introduce an additional cold-start stage before RL training, enabling LLMs to internalize the CoT style reasoning.

Supervised Finetuning Stage To familiarize the LLMs with the downstream TableQA task and the use of Formulas within it, we train LLMs on FormulaQA(Direct) and the (question, table, answer) triplets from the original TableQA datasets, which include the training splits of WTQ and HiTab, and a sampled subset of TabFact for balance.

Cold Start Stage for TabAF-CoT The model trained in the previous SFT stage is only capable of directly generating Formulas or answers. Therefore, before RL training, we warm up the model using a small amount of CoT-style data to activate its ability to produce CoT-style outputs. In

³<https://github.com/vincit2000/formulas>

this stage, we use FormulaQA (CoT) for training, which contains CoT examples for both the DP mode and Formula mode, sampled from the same datasets as in SFT.

RL Training Stage We further fine-tune the LLMs using reinforcement learning with Group Relative Policy Optimization (GRPO) (Shao et al. 2024). To avoid introducing new datasets or scaling data volume, we continue to use the full train sets of WTQ and HiTab, along with the subset of TabFact. LLMs are guided by specific instructions to generate either answers or Formulas. Rewards are assigned based on the correctness and format consistency of the generated outputs. In terms of reward function design:

- For TabAF-Fast, since it directly generates direct answers or Formulas, only correctness-based rewards are needed. The reward function is defined as:

$$R = \begin{cases} 1, & \text{if Correct}(Y) = 1 \\ 0, & \text{otherwise} \end{cases}$$

where $\text{Correct}(Y)$ indicates whether the output Y (either a predicted answer or an executed Formula result) matches the ground truth.

- For TabAF-CoT, which generates intermediate reasoning steps before producing the final output, we further require the response to follow a specific format—namely, a `<think>...</think>` reasoning segment followed by a mode-specific `<mode-tag>...</mode-tag>` output. Therefore, the reward function jointly considers both format correctness and answer correctness:

$$R = \begin{cases} 1.5, & \text{if Format}(R, Y) = 1 \wedge \text{Correct}(Y) = 1 \\ 0.5, & \text{if Format}(R, Y) = 1 \wedge \text{Correct}(Y) = 0 \\ 0, & \text{if Format}(R, Y) = 0 \end{cases}$$

where $\text{Format}(R, Y)$ indicates whether the reasoning process R and the final output Y adhere to the format.

Experiments

Experiment Setup

In-Domain Datasets We evaluate our method on WikiTableQuestion (WTQ) (Pasupat and Liang 2015), HiTab (Cheng et al. 2022b), and TabFact (Chen et al. 2020), with the corresponding training sets included in the training data. WTQ is the most commonly used TableQA benchmark, with 4,344 test samples. It contains complex questions that require reasoning across multiple entities in the given table to obtain the answers. HiTab is a hierarchical web table benchmark derived from statistical reports and Wikipedia pages, where the tables usually contain rich table structures and numerical values. The test set has 1,584 samples. TabFact is a table-based fact verification dataset that determines whether a statement matches a given table. We evaluate on its test-small set (2,024 samples). We also divide the complex subsets for WTQ and HiTab (with 2,421 and 217 examples, respectively) to evaluate the complex reasoning capabilities, and the division criteria are illustrated in Appendix B.

Out-of-Domain Dataset We choose AIT-QA (Katsis et al. 2022) and FinQA (Chen et al. 2021b) as out-of-domain datasets to evaluate the generalization ability of TabAF. AIT-QA is a hierarchical table benchmark, containing 515 samples with 113 tables from airline domains. FinQA is a hybrid QA dataset in the financial domain, which requires numerical reasoning over tables and the surrounding text to obtain answers. Its public test set contains 1,147 samples.

Evaluation Metrics Following previous work (Cheng et al. 2023; Ye et al. 2023), we employ denotation accuracy as the evaluation metric for WTQ and utilize the official evaluation script. For TabFact, we use binary classification accuracy, and for other datasets, we use accuracy. We also report the average tokens generated (#Token) on WTQ to illustrate the efficiency of TabAF-Fast.

LLMs We apply TabAF to two widely used LLMs: Qwen2.5-Coder-7B (Hui et al. 2024), and Llama3.1-8B (Dubey et al. 2024). During the training stage, we utilize LlamaFactory (Zheng et al. 2024) for SFT and verl (Sheng et al. 2025) for RL training. During inference, we utilize vLLM (Kwon et al. 2023) for efficient LLM generation. All experiments are conducted on 8 NVIDIA GPUs with performance no less than that of the A100 40GB or 80GB. All hyperparameters can be found in Appendix C.

Baselines We compare our framework with a wide range of baselines, including both prompting-based methods and fine-tuning-based methods. Prompting-based methods are the mainstream Table approaches, most of which rely on large, closed-source models. We compare our approach with these methods: API-Assisted (Cao et al. 2023), ReAcTable (Zhang et al. 2024c), Chain-of-Table (Wang et al. 2024), Norm (Liu, Wang, and Chen 2024), TIDE (Yang et al. 2025), E5 (Zhang, Gao, and Lou 2024). For the fine-tuning-based methods, we choose LLMs that are fine-tuned or developed for the TableQA task, which includes TableLlama (Zhang et al. 2024a), TableLLM (Wu et al. 2024), TableGPT2 (Su et al. 2024). For a fair comparison, we only report their in-domain results on WTQ, HiTab, and TabFact.

Main results

In-Domain Performance **TabAF consistently outperforms existing methods across both variants.** As shown in Table 3, Both variants of TabAF based on Qwen2.5-Coder-7B and Llama3.1-8B achieves significant performance on three datasets compared to other fine-tuning-based methods. The performance-oriented TabAF-CoT surpasses all other methods with a margin of at least 6.14%, 3.41% on WTQ, TabFact, respectively. On HiTab, it outperforms all methods except E5, which is specifically designed for hierarchical tables and uses the powerful closed-source LLM. On the complex reasoning subset of HiTab, TabAF-Fast outperforms TabAF-CoT, possibly because the latter overthinks or overcomplicates the numerical reasoning questions in HiTab. **TabAF-Fast exhibits inference token efficiency.** Since TabAF-Fast generates direct Formulas and answers without thinking, TabAF-Fast consumes the least number of tokens compared to methods that utilize Chain-of-Thought,

| Method | Backbone | #Token | WTQ | | HiTab | | TabFact |
|--|------------------|----------|--------------|--------------|--------------|--------------|--------------|
| | | | Comp. | ALL | Comp. | ALL | |
| Prompting-Based Methods | | | | | | | |
| API-Assisted (Cao et al. 2023) | CodeX | - | - | 42.40 | - | 69.30 | - |
| ReAcTable (Zhang et al. 2024c) | CodeX | - | - | 68.00 | - | - | 86.10 |
| Chain-of-Table (Wang et al. 2024) | PaLM 2 | - | - | 67.31 | - | - | 86.61 |
| Norm-DP&Agent (Liu, Wang, and Chen 2024) | GPT-3.5 | - | - | 73.65 | - | - | 88.50 |
| TIDE DP&Agent (Yang et al. 2025) | GPT-3.5 | - | - | 75.00 | - | - | 89.82 |
| E5 (Zhang, Gao, and Lou 2024) | GPT-4 | - | - | - | - | 85.08 | - |
| Fine-tuning-Based Methods | | | | | | | |
| TAPEX-Large (Liu et al. 2022) | BART-Large | - | - | 59.10 | - | - | 84.20 |
| TableLlama (Zhang et al. 2024a) | Llama2-7B | 7.47 | | | 22.12 | 60.48 | 82.55 |
| TableLLM(TCoT) (Wu et al. 2024) | Qwen2-7B | 364.40 | 45.77 | 53.59 | 12.9 | 43.88 | 69.81 |
| TableLLM(TCoT) (Wu et al. 2024) | Llama3.1-8B | 320.84 | 44.28 | 50.18 | 9.22 | 44.7 | 30.29 |
| TableGPT2 (Su et al. 2024) | Qwen2.5-7B | 116.36 | - | 61.42 | - | 70.27 | 77.80 |
| TabAF-Fast | Qwen2.5-Coder-7B | 109.13* | 73.36 | 76.10 | 60.83 | 78.03 | 85.03 |
| | Llama3.1-8B | 78.08* | 69.02 | 74.26 | <u>60.37</u> | 79.99 | 83.00 |
| TabAF-CoT | Qwen2.5-Coder-7B | 4257.80* | <u>80.92</u> | <u>82.94</u> | 54.38 | 80.49 | <u>93.23</u> |
| | Llama3.1-8B | 4646.09* | 82.07 | 83.79 | 58.53 | <u>81.69</u> | 94.91 |

Table 3: In-Domain performance of TabAF on WTQ, HiTab and TabFact, “Comp.” refers to the complex reasoning subset. “#Token” refers to the average tokens generated on WTQ. “*” denotes the total number of tokens across 10 outputs.

| Method | Backbone | AIT-QA | FinQA |
|----------------|------------------|--------------|--------------|
| TableLlama | Llama2-7B | 26.99 | 2.27 |
| TableLLM(TCoT) | Qwen2-7B | 64.85* | 8.63 |
| TableLLM(TCoT) | Llama3.1-8B | 60.39* | 6.63 |
| TableGPT2 | Qwen2.5-7B | 12.43 | 40.28 |
| TabAF-Fast | Qwen2.5-Coder-7B | 79.03 | 50.65 |
| | Llama3.1-8B | 79.81 | 47.95 |
| TabAF-CoT | Qwen2.5-Coder-7B | <u>87.18</u> | 60.68 |
| | Llama3.1-8B | 88.74 | <u>57.80</u> |

Table 4: Out-of-domain performance of TabAF on AIT-QA and FinQA. “*” indicates partially in-domain performance.

or multi-stage iterative reasoning, indicating that TabAF can achieve fast and accurate responses in practical scenarios. Efficiency experiments show that TabAF-Fast takes 57 seconds to perform inference on all test sets using 8 H800 GPUs, achieving 8.4× faster inference speed compared to TabAF-CoT, which takes 481 seconds.

TabAF shows versatility across different table scenarios. Most baseline methods are designed for specific table scenarios and achieve optimal results on a single dataset. In contrast, our method consistently outperforms different specialized methods across multiple datasets, further highlighting the universality of the DP and Formula approach in the table reasoning task and the effectiveness of TabAF.

Out-of-Domain Performance As shown in Table 4, TabAF maintains performance on both out-of-domain datasets. For AIT-QA, the hierarchical table dataset, our Formula execution is not limited by the table structure, whereas TableGPT-2 struggles to execute its Python code success-

fully on such raw hierarchical tables. For FinQA, the HybridQA dataset that requires reasoning questions on both tables and texts associated with tables, TabAF, despite not being specifically fine-tuned on the HybridQA task, can still leverage its ability to perform complex reasoning like numerical calculation on the FinQA dataset by Formula generation, outperforming other fine-tuning-based methods. The DP-based methods, TableLlama and TableLLM (TCoT), struggle with such complex reasoning questions. TableGPT2 benefits from the ability to generate Python code to solve some complex reasoning questions, but still exhibits a high code error rate in HybridQA scenarios.

Ablation Study

Effectiveness of generation modes To evaluate the effectiveness of the two generation modes (Formula and DP) in our framework, we conduct the ablation study for TabAF-Fast and TabAF-CoT (Qwen2.5-Coder-7B) in Table 5. For both variants, excluding either generation mode generally leads to a performance decline. Specifically, for TabAF-Fast, directly generating Formulas significantly outperforms directly generating answers, with improvements of 24.41% and 11.53% on the complex reasoning subsets of WTQ and HiTab, respectively. The Formula mode can concisely express the semantic intent of a question with a small number of tokens, whereas the DP mode struggles to directly generate answers without reasoning. In efficiency-critical scenarios, using only the Formula mode can be a viable solution. For TabAF-CoT, the CoT-style paradigm substantially improves performance, but the Formula mode no longer has a clear advantage over the DP mode due to possible execution errors and the limited Formula support of the `formulas` toolkit, which cannot fully match the ca-

| Method | WTQ | | HiTab | | TabFact |
|-------------|-------|-------|-------|-------|---------|
| | Comp. | ALL | Comp. | ALL | |
| TabAF-Fast | | | | | |
| Upper Bound | 82.69 | 85.20 | 67.28 | 84.22 | 96.00 |
| DP&Formula | 73.36 | 76.10 | 60.83 | 78.03 | 85.03 |
| Formula | 72.12 | 73.92 | 58.53 | 76.64 | 87.01 |
| DP | 47.71 | 60.98 | 47.00 | 76.39 | 80.24 |
| TabAF-CoT | | | | | |
| Upper Bound | 90.17 | 91.32 | 66.82 | 88.13 | 98.47 |
| DP&Formula | 80.92 | 82.94 | 54.38 | 80.49 | 93.23 |
| Formula | 76.70 | 79.17 | 53.92 | 78.41 | 90.76 |
| DP | 77.53 | 81.33 | 52.07 | 80.93 | 92.69 |
| Base Model | | | | | |
| DP | 46.84 | 54.81 | 18.81 | 55.62 | 69.76 |

Table 5: Ablation study for the generation modes of TabAF-Fast and TabAF-CoT (Qwen2.5-Coder-7B). “Upper Bound” indicates that at least one output is correct.

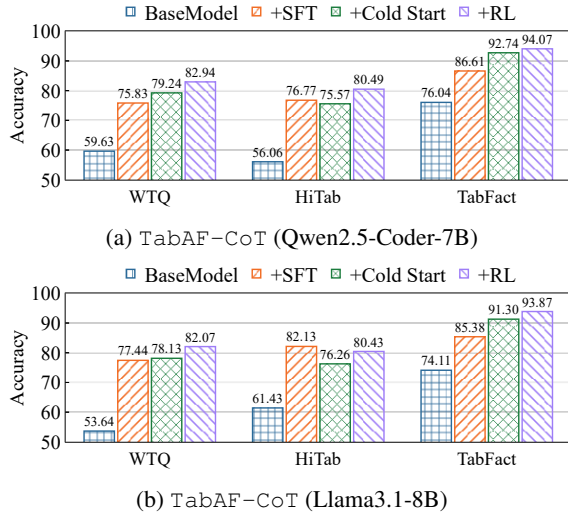


Figure 3: Ablation study for the training stages of TabAF-CoT (Qwen2.5-Coder-7B and Llama3.1-8B).

pabilities of the Excel engine. Nevertheless, the two modes remain complementary, and their combination via mix self-consistency still yields better overall performance.

Effectiveness of training stages To analyze the effectiveness of the training stages, we conduct the ablation study for TabAF-CoT (Qwen2.5-Coder-7B and Llama3.1-8B) in Figure 3. Across all models in this study, both DP and Formula modes are jointly used for generation, with the final answer also determined by mix self-consistency. Before training, the base models show limited ability in TableQA. As the training progresses, the performance improves step by step. The SFT stage using a large-scale training dataset brings the most significant improvement, where both Formula generation and table understanding capabilities are greatly enhanced. During the Cold Start stage, we guide the model to perform reasoning before generating answers or Formulas. On WTQ and TabFact, this further unleashes the reason-

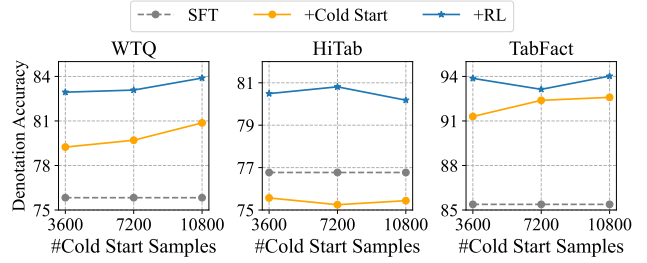


Figure 4: Impact of cold start samples for TabAF-CoT (Qwen2.5-Coder-7B).

ing potential of LLMs, while on HiTab, performance drops slightly, possibly due to the limited size of cold-start data, which leads the model to overthink the simple questions in HiTab. The RL training stage enables further performance improvement by encouraging the model to explore and reinforcing successful reasoning through rewards.

Additional Analysis

Impact of Cold Start Samples In Figure 4, we compare the impact of different amounts of cold start samples on TabAF-CoT (Qwen2.5-Coder-7B). In previous experiments, we used 3,600 samples from FormulaQA (CoT) as the cold start data before RL training. Here, we additionally annotate 7,200 more cold start samples using Claude-Sonnet-4, resulting in a total of 10,800 samples. We then conduct experiments under three different cold start data scales: 3,600, 7,200, and 10,800 samples, to examine whether more cold start data leads to improved performance. On WTQ, both the Cold Start and corresponding RL performance improve as the number of cold start samples increases, possibly because the questions in WTQ rely more heavily on the reasoning process. On HiTab and TabFact, TabAF-CoT does not benefit from additional CoT data. This may be because the data in these two datasets are relatively homogeneous and easy to handle by Formula or DP mode, making the performance differences after RL training more attributable to differences in training trajectories.

Conclusion

In this paper, we construct FormulaQA, a Formula-annotated dataset to enhance the Spreadsheet Formula generation capabilities of LLMs for TableQA. We propose TabAF, an answer-Formula joint reasoning framework that leverages the complementarity of Formula and Direct Prompt (DP) in solving lookup questions and complex reasoning questions, respectively. The extensive experimental results on the WTQ, HiTab, and TabFact datasets demonstrate that both variants of TabAF consistently outperform existing fine-tuning-based baselines. TabAF-Fast achieves a favorable balance between reasoning efficiency and accuracy, while TabAF-CoT further achieves higher performance by explicit CoT reasoning. Additionally, empirical studies on the out-of-domain datasets like AIT-QA and FinQA demonstrate the generalizability of TabAF in

new domains and the HybridQA task. These facts confirm the effectiveness and versatility of TabAF in enhancing the table reasoning capabilities of LLMs.

References

- Cao, Y.; Chen, S.; Liu, R.; Wang, Z.; and Fried, D. 2023. API-Assisted Code Generation for Question Answering on Varied Table Structures. In *Proceedings of the 2023 Conference on Empirical Methods in Natural Language Processing*, 14536–14548.
- Chen, S.; He, Y.; Cui, W.; Fan, J.; Ge, S.; Zhang, H.; Zhang, D.; and Chaudhuri, S. 2024. Auto-Formula: Recommend Formulas in Spreadsheets using Contrastive Learning for Table Representations. *Proceedings of the ACM on Management of Data*, 2(3): 1–27.
- Chen, W.; Wang, H.; Chen, J.; Zhang, Y.; Wang, H.; Li, S.; Zhou, X.; and Wang, W. Y. 2020. TabFact: A Large-scale Dataset for Table-based Fact Verification. In *International Conference on Learning Representations*.
- Chen, X.; Maniatis, P.; Singh, R.; Sutton, C.; Dai, H.; Lin, M.; and Zhou, D. 2021a. Spreadsheetcoder: Formula prediction from semi-structured context. In *International Conference on Machine Learning*, 1661–1672. PMLR.
- Chen, Z.; Chen, W.; Smiley, C.; Shah, S.; Borova, I.; Langdon, D.; Moussa, R.; Beane, M.; Huang, T.-H.; Routledge, B. R.; et al. 2021b. FinQA: A Dataset of Numerical Reasoning over Financial Data. In *Proceedings of the 2021 Conference on Empirical Methods in Natural Language Processing*, 3697–3711.
- Cheng, Z.; Dong, H.; Jia, R.; Wu, P.; Han, S.; Cheng, F.; and Zhang, D. 2022a. FORTAP: Using Formulas for Numerical-Reasoning-Aware Table Pretraining. In Muresan, S.; Nakov, P.; and Villavicencio, A., eds., *Proceedings of the 60th Annual Meeting of the Association for Computational Linguistics (Volume 1: Long Papers)*, 1150–1166. Dublin, Ireland: Association for Computational Linguistics.
- Cheng, Z.; Dong, H.; Wang, Z.; Jia, R.; Guo, J.; Gao, Y.; Han, S.; Lou, J.-G.; and Zhang, D. 2022b. HiTab: A Hierarchical Table Dataset for Question Answering and Natural Language Generation. In *Proceedings of the 60th Annual Meeting of the Association for Computational Linguistics (Volume 1: Long Papers)*, 1094–1110.
- Cheng, Z.; Xie, T.; Shi, P.; Li, C.; Nadkarni, R.; Hu, Y.; Xiong, C.; Radev, D.; Ostendorf, M.; Zettlemoyer, L.; Smith, N. A.; and Yu, T. 2023. Binding Language Models in Symbolic Languages. In *The Eleventh International Conference on Learning Representations*.
- Dubey, A.; Jauhri, A.; Pandey, A.; Kadian, A.; Al-Dahle, A.; Letman, A.; Mathur, A.; Schelten, A.; Yang, A.; Fan, A.; et al. 2024. The llama 3 herd of models. *arXiv preprint arXiv:2407.21783*.
- Herzig, J.; Nowak, P. K.; Mueller, T.; Piccinno, F.; and Eisenschlos, J. 2020. TaPas: Weakly Supervised Table Parsing via Pre-training. In *Proceedings of the 58th Annual Meeting of the Association for Computational Linguistics*, 4320–4333.
- Hu, E. J.; yelong shen; Wallis, P.; Allen-Zhu, Z.; Li, Y.; Wang, S.; Wang, L.; and Chen, W. 2022. LoRA: Low-Rank Adaptation of Large Language Models. In *International Conference on Learning Representations*.
- Hui, B.; Yang, J.; Cui, Z.; Yang, J.; Liu, D.; Zhang, L.; Liu, T.; Zhang, J.; Yu, B.; Lu, K.; et al. 2024. Qwen2. 5-coder technical report. *arXiv preprint arXiv:2409.12186*.
- Jiang, R.; Wang, C.; and Deng, W. 2024. Seek and Solve Reasoning for Table Question Answering. *arXiv preprint arXiv:2409.05286*.
- Katsis, Y.; Chemmengath, S.; Kumar, V.; Bharadwaj, S.; Canim, M.; Glass, M.; Gliozzo, A.; Pan, F.; Sen, J.; Sankaranarayanan, K.; et al. 2022. AIT-QA: Question Answering Dataset over Complex Tables in the Airline Industry. *NAACL-HLT 2022*, 305.
- Kwon, W.; Li, Z.; Zhuang, S.; Sheng, Y.; Zheng, L.; Yu, C. H.; Gonzalez, J. E.; Zhang, H.; and Stoica, I. 2023. Efficient Memory Management for Large Language Model Serving with PagedAttention. In *Proceedings of the ACM SIGOPS 29th Symposium on Operating Systems Principles*.
- Liu, Q.; Chen, B.; Guo, J.; Ziyadi, M.; Lin, Z.; Chen, W.; and Lou, J.-G. 2022. TAPEX: Table Pre-training via Learning a Neural SQL Executor. In *International Conference on Learning Representations*.
- Liu, T.; Wang, F.; and Chen, M. 2024. Rethinking Tabular Data Understanding with Large Language Models. In Duh, K.; Gomez, H.; and Bethard, S., eds., *Proceedings of the 2024 Conference of the North American Chapter of the Association for Computational Linguistics: Human Language Technologies (Volume 1: Long Papers)*, 450–482. Mexico City, Mexico: Association for Computational Linguistics.
- Mouravieff, R.; Piwowarski, B.; and Lamprier, S. 2024. Learning Relational Decomposition of Queries for Question Answering from Tables. In *Proceedings of the 62nd Annual Meeting of the Association for Computational Linguistics (Volume 1: Long Papers)*, 10471–10485.
- Ni, A.; Iyer, S.; Radev, D.; Stoyanov, V.; Yih, W.-t.; Wang, S. I.; and Lin, X. V. 2023. LEVER: learning to verify language-to-code generation with execution. In *Proceedings of the 40th International Conference on Machine Learning, ICML’23*. JMLR.org.
- Pasupat, P.; and Liang, P. 2015. Compositional Semantic Parsing on Semi-Structured Tables. In *Proceedings of the 53rd Annual Meeting of the Association for Computational Linguistics and the 7th International Joint Conference on Natural Language Processing (Volume 1: Long Papers)*, 1470–1480.
- Shao, Z.; Wang, P.; Zhu, Q.; Xu, R.; Song, J.; Bi, X.; Zhang, H.; Zhang, M.; Li, Y.; Wu, Y.; et al. 2024. Deepseekmath: Pushing the limits of mathematical reasoning in open language models. *arXiv preprint arXiv:2402.03300*.
- Sheng, G.; Zhang, C.; Ye, Z.; Wu, X.; Zhang, W.; Zhang, R.; Peng, Y.; Lin, H.; and Wu, C. 2025. Hybridflow: A flexible and efficient rlhf framework. In *Proceedings of the Twentieth European Conference on Computer Systems*, 1279–1297.

- Shi, T.; Zhao, C.; Boyd-Graber, J.; Daumé III, H.; and Lee, L. 2020. On the Potential of Lexico-logical Alignments for Semantic Parsing to SQL Queries. In *Findings of the Association for Computational Linguistics: EMNLP 2020*, 1849–1864.
- Su, A.; Wang, A.; Ye, C.; Zhou, C.; Zhang, G.; Zhu, G.; Wang, H.; Xu, H.; Chen, H.; Li, H.; et al. 2024. Tablegpt2: A large multimodal model with tabular data integration. *arXiv preprint arXiv:2411.02059*.
- Wang, Z.; Zhang, H.; Li, C.-L.; Eisenschlos, J. M.; Perot, V.; Wang, Z.; Miculicich, L.; Fujii, Y.; Shang, J.; Lee, C.-Y.; and Pfister, T. 2024. Chain-of-Table: Evolving Tables in the Reasoning Chain for Table Understanding. In *The Twelfth International Conference on Learning Representations*.
- Wu, X.; Yang, J.; Chai, L.; Zhang, G.; Liu, J.; Du, X.; Liang, D.; Shu, D.; Cheng, X.; Sun, T.; et al. 2024. TableBench: A Comprehensive and Complex Benchmark for Table Question Answering. *arXiv preprint arXiv:2408.09174*.
- Yang, Z.; Du, Z.; Zhang, M.; Du, W.; Chen, J.; Duan, Z.; and Zhao, S. 2025. Triples as the Key: Structuring Makes Decomposition and Verification Easier in LLM-based TableQA. In *The Thirteenth International Conference on Learning Representations*.
- Ye, Y.; Hui, B.; Yang, M.; Li, B.; Huang, F.; and Li, Y. 2023. Large Language Models are Versatile Decomposers: Decomposing Evidence and Questions for Table-based Reasoning. In *Proceedings of the 46th International ACM SIGIR Conference on Research and Development in Information Retrieval, SIGIR '23*, 174–184. New York, NY, USA: Association for Computing Machinery. ISBN 9781450394086.
- Yin, P.; Neubig, G.; Yih, W.-t.; and Riedel, S. 2020. TaBERT: Pretraining for Joint Understanding of Textual and Tabular Data. In *Proceedings of the 58th Annual Meeting of the Association for Computational Linguistics*, 8413–8426.
- Zhang, T.; Yue, X.; Li, Y.; and Sun, H. 2024a. TableLlama: Towards Open Large Generalist Models for Tables. In *Proceedings of the 2024 Conference of the North American Chapter of the Association for Computational Linguistics: Human Language Technologies (Volume 1: Long Papers)*, 6024–6044.
- Zhang, X.; Zhang, J.; Ma, Z.; Li, Y.; Zhang, B.; Li, G.; Yao, Z.; Xu, K.; Zhou, J.; Zhang-Li, D.; et al. 2024b. TableLLM: Enabling Tabular Data Manipulation by LLMs in Real Office Usage Scenarios. *arXiv preprint arXiv:2403.19318*.
- Zhang, Y.; Henkel, J.; Floratou, A.; Cahoon, J.; Deep, S.; and Patel, J. M. 2024c. ReAcTable: Enhancing ReAct for Table Question Answering. *Proc. VLDB Endow.*, 17(8): 1981–1994.
- Zhang, Z.; Gao, Y.; and Lou, J.-G. 2024. E^5 : Zero-shot Hierarchical Table Analysis using Augmented LLMs via Explain, Extract, Execute, Exhibit and Extrapolate. In Duh, K.; Gomez, H.; and Bethard, S., eds., *Proceedings of the 2024 Conference of the North American Chapter of the Association for Computational Linguistics: Human Language Technologies (Volume 1: Long Papers)*, 1244–1258. Mexico City, Mexico: Association for Computational Linguistics.
- Zhao, W.; Hou, Z.; Wu, S.; Gao, Y.; Dong, H.; Wan, Y.; Zhang, H.; Sui, Y.; and Zhang, H. 2024. NL2Formula: Generating Spreadsheet Formulas from Natural Language Queries. In *Findings of the Association for Computational Linguistics: EACL 2024*, 2377–2388.
- Zheng, Y.; Zhang, R.; Zhang, J.; Ye, Y.; and Luo, Z. 2024. LlamaFactory: Unified Efficient Fine-Tuning of 100+ Language Models. In Cao, Y.; Feng, Y.; and Xiong, D., eds., *Proceedings of the 62nd Annual Meeting of the Association for Computational Linguistics (Volume 3: System Demonstrations)*, 400–410. Bangkok, Thailand: Association for Computational Linguistics.

A Details for converting SQL queries into Formulas

We developed the Formula conversion program based on the SQL queries and templates annotated by Squall. To handle a broader range of questions, Squall standardizes the WTQ tables and introduces two special columns: “id” and “agg”. The “id” column indicates the row index, while the “agg” column indicates whether a row is a “Total” summary row. By applying special conversion rules to the “id” and “agg” columns, we can further simplify formula expressions. **For entities that can be looked up from the table, we directly use their coordinates (e.g. “A5”) instead of using operations like “FILTER” to make the Formulas more concise.** For example, for the SQL “SELECT c1 FROM w ORDER BY id ASC LIMIT 1”, the complex reasoning formula “INDEX(A2:A13, MATCH(MIN(D2:D13), D2:D13, 0))” can be simplified to the lookup formula “=A1” by interpreting the “id” column semantics.

B Criteria for Dividing the Complex Subset

To demonstrate the ability of our method in performing complex reasoning, we divide the complex subsets from WTQ and HiTab for evaluation. Since the WTQ dataset only contains annotations for answers, we used GPT-4o to divide the complex reasoning subset. We prompt the LLM to determine whether answering the questions requires arithmetic operations, date calculations, value aggregation, or other operations that may involve numbers. As a result, we divide the WTQ complex reasoning subset containing 2,421 samples. Since HiTab annotates Formulas, we classify Formulas other than the assignment Formulas as the complex reasoning subset of HiTab, as these answers cannot be directly obtained from tables. The HiTab complex reasoning subset consists of 217 samples.

C Experimental Hyperparameters

We mainly apply TabAF to two widely used LLMs: Qwen2.5-Coder-7B (Hui et al. 2024), and Llama3.1-8B (Dubey et al. 2024). During supervised fine-tuning (SFT) for TabAF-Fast, we adopt LoRA (Hu et al. 2022) with a cosine annealing scheduler, using an initial learning rate of 2×10^{-4} , batch size of 8, and a maximum sequence length of 16,384. Models are trained for 3 epochs on FormulaQA(Direct). During cold-start SFT for TabAF-CoT, we switch to full-parameter fine-tuning, set the learning rate to 7×10^{-6} , and continue training 3 epochs using FormulaQA(CoT) based on TabAF-Fast. During RL training for TabAF-CoT, we employ the GRPO algorithm with a prompt length of 16,384, response length capped at 2,048, mini-batch size of 256, a rollout size of 10, and a learning rate of 1×10^{-6} . The KL divergence coefficient is set to 0 to enhance training stability. This stage uses the original WTQ, HiTab, and TabFact datasets over 3 training epochs.

D The Prompts for LLMs

In this section, we provide the prompts used to annotate Formulas for FormulaQA construction and the prompts to instruct LLMs to generate Formulas or direct answers.

D.1 Prompt for Annotating FormulaQA(Direct)

We utilize the prompt to annotate pure Formulas for the complex questions in WTQ and the randomly sampled questions in TabFact. For each example, we sample 10 responses to check whether any of the generated Formulas produce an execution result that matches the gold answer. If none match, we perform additional rounds of sampling, up to a maximum of three rounds in total. If a match is found, one of the matching responses is selected and added to FormulaQA(Direct).

First Annotation Round

System:

Given an Excel table, a question, and the answer to the question. Write an Excel formula (=???) to obtain the answer. You should only output the formula.

User:

[Table Title]{table_title}

[Table]{table_str}

[Question] {question}

[Gold Answer] {gold_answer}

[The Formula You think to answer the question]

Assistant:

Generated Formulas

Subsequent Annotation Rounds

System:

Given an Excel table, a question, and the answer to the question. Write an Excel formula (=???) to obtain the answer.

You should only output the formula.

User:

[Table Title]{table_title}

[Table]{table_str}

[Question] {question}

[Gold Answer] {gold_answer}

In the previous rounds, you attempted to generate the following formulas, but none of them is correct. Please try to generate the correct formula. You should only output the Formula.

[The wrong formula you generate in previous rounds]

1. Formula is: {formula} ; Execution Results is: {result}

2. Formula is: {formula} ; Execution Results is: {result}

...

[The Formula You think to answer the question]

Assistant:

Generated Formulas

D.2 Prompt for Annotating FormulaQA (CoT)

We utilize the prompt to annotate Formulas or Answers with CoT reasoning responses for randomly sampled questions in WTQ, TabFact, and HiTab. For each dataset and each generation mode, we annotate 1,800 CoT examples and verify their correctness using the gold answers. All the data collectively form TabAF-CoT, totaling 10,800 examples.

Annotating Formulas with CoT

System:

You are an advanced Table-question solving assistant with access to the Excel Formula Engine Tool. Given a question and the corresponding table, your task is to generate a formula to solve this question. I'll execute the generated formula to obtain the final answer.

Response Structure Your response must follow this specific format: 1. <think> ...think with less than 300 words ... </think>\n\n<formula>=...</formula> 2. If there are multiple formulas, join them with "|" (e.g. "=MAX(A1:A10);=MIN(B2:B5)").

User:

[Table Title]{table_title}

[Table]{table_str}

[Question] {question}

[The Formula You think to answer the question]

Assistant:

<think>...<think>\n\n <formula>=...</formula>

Annotating Answers with CoT

System:

You are an advanced Table-question solving assistant. Given a question and the corresponding table, your task is to analyze the question and generate the final answer.

Response Structure Your response must follow this specific format: 1. <think> ...think with less than 300 words ... </think>

n

n<answer>The most concise answer</answer> 2. Ensure that the content inside '<answer>...</answer>' is as concise as possible (e.g. "21 years" should be "21"). Additionally, If there are multiple answers, join them with "|" (e.g. "Tom—Carl—Lisa").

User:

[Table Title]{table_title}

[Table]{table_str}

[Question] {question}

[The Formula You think to answer the question]

Assistant:

<think>...<think>\n\n <answer>...</answer>

D.3 Prompt for TabAF-Fast

We utilize the prompt to guide the LLMs to directly generate Formulas or Answers. We provide the example of tabular data to show the difference between generating Formulas and generating answers.

Generating Direct Formulas**System:**

You are an Excel Expert. Based on the Excel table, generate excel formula to answer the user question.

User:**[Table Title]** agri-food industry sub-groups for workers aged 15 years and over, 2011**[Table]**

| | A | B | C | D | E |
|---|--------------------------------------|----------------|----------------|-----------------|-----------------|
| 1 | sub – groupsofagri – food | easternontario | easternontario | northernontario | northernontario |
| 2 | sub – groupsofagri – food | frenchworkers | otherworkers | frenchworkers | otherworkers |
| 3 | sub – groupsofagri – food | percent | percent | percent | percent |
| 4 | inputandservicesupply | 2.9 | 2.1 | 2.9 | 1.3 |
| 5 | food, beverage, andtobaccoprocessing | 9.7 | 6.0 | 3.0 | 3.3 |
| 6 | foodretailandwholesale | 35.3 | 31.3 | 39.1 | 37.3 |
| 7 | foodservice | 52.1 | 60.6 | 55.0 | 58.1 |

[Question]

{question}

[Formula]**Assistant:**

Ouput Formula

Generating Direct Answers**System:**

This is table question answering task, based on the given table, answer the given question. Only output the answer.

User:**[Table Title]** agri-food industry sub-groups for workers aged 15 years and over, 2011**[Table]**

| | | | | |
|--------------------------------------|----------------|----------------|-----------------|-----------------|
| sub – groupsofagri – food | easternontario | easternontario | northernontario | northernontario |
| sub – groupsofagri – food | frenchworkers | otherworkers | frenchworkers | otherworkers |
| sub – groupsofagri – food | percent | percent | percent | percent |
| inputandservicesupply | 2.9 | 2.1 | 2.9 | 1.3 |
| food, beverage, andtobaccoprocessing | 9.7 | 6.0 | 3.0 | 3.3 |
| foodretailandwholesale | 35.3 | 31.3 | 39.1 | 37.3 |
| foodservice | 52.1 | 60.6 | 55.0 | 58.1 |

[Question]

{question}

[Answer]**Assistant:**

Ouput Direct Answer

D.4 Prompt for TabAF-CoT

We utilize the prompt to guide the LLMs to generate Formulas or Answers output. We provide the example of tabular data to show the difference between generating Formulas and generating answers.

Generating Formulas with Cot Thinking

System:

You are an advanced Table-question solving assistant with access to the Excel Formula Engine Tool. Given a question and the corresponding table, your task is to generate a formula to solve this question. I'll execute the generated formula to obtain the final answer.

Response Structure Your response must follow this specific format: 1. <think> ...think with less than 300 words ... </think>\n\n<formula>=...</formula> 2. If there are multiple formulas, join them with "|" (e.g. "=MAX(A1:A10);=MIN(B2:B5)").

User:

[Table Title] agri-food industry sub-groups for workers aged 15 years and over, 2011

[Table]

| | A | B | C | D | E |
|---|--------------------------------------|----------------|----------------|-----------------|-----------------|
| 1 | sub – groupsofagri – food | easternontario | easternontario | northernontario | northernontario |
| 2 | sub – groupsofagri – food | frenchworkers | otherworkers | frenchworkers | otherworkers |
| 3 | sub – groupsofagri – food | percent | percent | percent | percent |
| 4 | inputandservicesupply | 2.9 | 2.1 | 2.9 | 1.3 |
| 5 | food, beverage, andtobaccoprocessing | 9.7 | 6.0 | 3.0 | 3.3 |
| 6 | foodretailandwholesale | 35.3 | 31.3 | 39.1 | 37.3 |
| 7 | foodservice | 52.1 | 60.6 | 55.0 | 58.1 |

[Question]

{question}

[Formula]

Assistant:

<think>...<think>\n\n <formula>=...</formula>

Generating Answers with Cot Thinking

System:

You are an advanced Table-question solving assistant. Given a question and the corresponding table, your task is to analyze the question and generate the final answer.

Response Structure Your response must follow this specific format: 1. <think> ...think with less than 300 words ... </think>

n

n<answer>The most concise answer</answer> 2. Ensure that the content inside '<answer>...</answer>' is as concise as possible (e.g. "21 years" should be "21"). Additionally, If there are multiple answers, join them with "|" (e.g. "Tom—Carl—Lisa").

User:

[Table Title] agri-food industry sub-groups for workers aged 15 years and over, 2011

[Table]

| | A | B | C | D | E |
|---|--------------------------------------|----------------|----------------|-----------------|-----------------|
| 1 | sub – groupsofagri – food | easternontario | easternontario | northernontario | northernontario |
| 2 | sub – groupsofagri – food | frenchworkers | otherworkers | frenchworkers | otherworkers |
| 3 | sub – groupsofagri – food | percent | percent | percent | percent |
| 4 | inputandservicesupply | 2.9 | 2.1 | 2.9 | 1.3 |
| 5 | food, beverage, andtobaccoprocessing | 9.7 | 6.0 | 3.0 | 3.3 |
| 6 | foodretailandwholesale | 35.3 | 31.3 | 39.1 | 37.3 |
| 7 | foodservice | 52.1 | 60.6 | 55.0 | 58.1 |

[Question]

{question}

[Answer]

Assistant:

<think>...<think>\n\n <answer>...</answer>