

EXPRESS: An LLM-Generated Explainable Property Valuation System with Neighbor Imputation

Wei-Wei Du*, Yung-Chien Wang*, Wen-Chih Peng

Department of Computer Science, National Yang Ming Chiao Tung University
wwdu.cs10@nycu.edu.tw, benwang.cs11@nycu.edu.tw, wcpeng@cs.nycu.edu.tw

Abstract

The demand for property valuation has attracted significant attention from sellers, buyers, and customers applying for loans. Reviews of existing approaches have revealed shortcomings in terms of not being able to handle missing value situations, as well as lacking interpretability, which means they cannot be used in real-world applications. To address these challenges, we propose an LLM-Generated **EX**plainable **PR**operty valuation **Sy**stem with neighbor imputation called **EXPRESS**, which provides the customizable missing value imputation technique, and addresses the opaqueness of prediction by providing the feature-wise explanation generated by LLM. The dynamic nearest neighbor search finds similar properties depending on different application scenarios by property configuration set by users (e.g., house age as criteria for the house in rural areas, and locations for buildings in urban areas). Motivated by the human appraisal procedure, we generate feature-wise explanations to provide users with a more intuitive understanding of the prediction results¹.

Introduction

Real estate appraisal is one of the most commonly used property valuation tasks. In recent years, Automated Valuation Models (AVMs) have gained popularity in automating the valuation process (Mohd et al. 2020). These models are utilized not only by real estate buyers and sellers, but also by banks for mortgage lending purposes. Various property valuation models, such as deep neural network models (Tan, Cheng, and Wei 2017; Law, Paige, and Russell 2019; Peng et al. 2023; Du, Wang, and Peng 2023; Yazdani and Raissi 2023; Li et al. 2024), have been proposed. However, it is difficult to apply the above research to life, because users may not have access to all the details of the target property, leading to some missing values that cannot be incorporated into the model without imputation. Imagine a user who wants to buy a house; how can the user know the Land Use Designation (e.g., Type A building land, Class B building site) for the target property? Besides, current models offer little or no explainability of their predictions, and are therefore limited in their real-world applicability, as human appraisers find them challenging to trust.

*Equal contribution.

¹The source code is publicly available at <https://github.com/benwangtch/express>

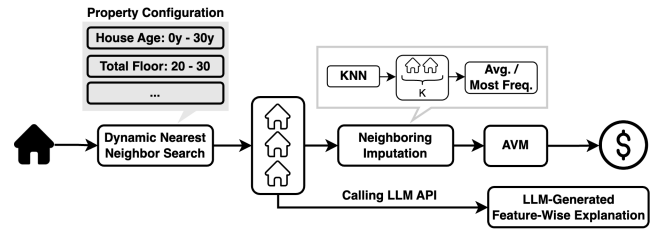


Figure 1: Property valuation process of our proposed system.

To address these limitations, we developed **EXPRESS**, an open-source system that combines a reasonable imputation procedure (Murti et al. 2019), LLM-Generated feature-wise explanation, and an intuitive user interface. In order to make the imputation procedure more flexible for different usages, the model incorporates a property configuration enabling users to specify filter conditions. Then, the dynamic nearest neighbor search is employed to identify similar properties, followed by applying the neighbor imputation technique. Since property valuation is a sensitive task that cannot rely on black-box models, we introduce the feature-wise explanation which is similar to the counterfactual explanation (Guidotti 2022) in the classification task. Furthermore, we use an LLM to generate natural language explanations.

The EXPRESS framework

Our datasets (of the Interior 2023) were collected from Taiwan, where property valuation needs to adhere to laws set up by the regulator, and the spatial relation of properties is significant. As illustrated in Figure 1, our system comprises five modules: *Property Configuration*, *Dynamic Nearest Neighbor Search*, *Neighbor Imputation*, *Automated Valuation Module*, and *LLM-Generated Feature-Wise Explanation*.

Property Configuration

The motivation of this module is to empower users with the capability to define neighboring conditions according to their specific requirements as shown in Figure 2a. For instance, professional appraisers who have a high degree of confidence regarding the target property can narrow the range to a more precise magnitude. Users can specify their

desired numerical ranges for these features. This module enhances flexibility and customization for different application scenarios.

Dynamic Nearest Neighbor Search

The selection of similar properties is a crucial but time-consuming step in property valuation for human appraisers because they need to consider extensive domain knowledge and to search tens of thousands of properties. In previous research, the k-Nearest Neighbors (kNN) algorithm can handle multiple missing values (Aljuaid and Sasi 2016) and offers flexibility in adjusting the number of neighbors. As a result, we employ kNN to select similar properties. For the distance function, we employ the Minkowski distance, defined as follows:

$$D(x, y) = \left(\sum_{i=1}^n |x_i - y_i|^2 \right)^{\frac{1}{2}} \quad (1)$$

where x_i is the i -th feature of the target property, y_i is the i -th feature of the neighboring property, and n is the number of features.

Neighbor Imputation

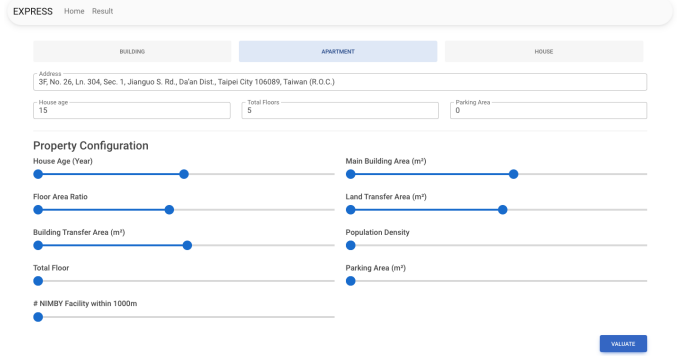
Accessing all the necessary features of the model is challenging for users, especially in property valuation tasks. To address the situation of missing values, we employ the neighbor imputation based on the properties selected by dynamic nearest neighbor search. Specifically, we average the values from neighboring properties for numerical features, employ the most frequent category for categorical features, and impute the most recent available value for time-dependent features.

Automated Valuation Module (AVM)

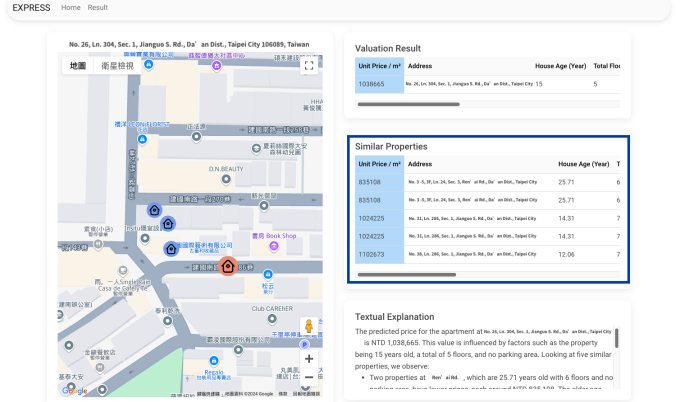
This module was designed with flexibility in mind to accommodate the distinct characteristics of rural and urban areas, enabling the integration of various AVMs. In our implementation, we apply LightGBM (Ke et al. 2017), which is a distributed and efficient gradient boosting framework that utilizes tree-based learning algorithms and has superior performance in most areas. Apart from graph-based methods, which may be largely affected by biased neighbors, we consider the neighbor relation in previous modules and apply the tree-based method instead of neighbor-based methods in the price prediction stage.

LLM-Generated Feature-Wise Explanation

Through dynamic nearest neighbor search, as shown in the blue frame in Figure 2b, we utilize similar properties and a large language model (LLM) to provide interpretability for the target predicted property. Previous studies in recommender systems have combined past preferences with new predictions to generate explanations using language models, through the design of prompting strategies (Lubos et al. 2024). Inspired by this approach, we design prompts and use an LLM to generate feature-wise explanations by comparing the differences in features between the target property and



(a) The interface of Property Configuration.



(b) The interface of Prediction Result.

Figure 2: System interface of EXPRESS.

similar properties. Both the target predicted property and the similar properties in JSON format (Hegselmann et al. 2023) are input into the language model, enabling it to deliver feature-wise and comprehensible explanations of the prediction for users.

Conclusion

EXPRESS is an open-source system with neighbor imputation and LLM-generated feature-wise explanations for property valuation tasks. It solves the issue of missing values, which is challenging for users who may not have access to all the features required for real-world property valuation models. Specifically, we introduce the dynamic nearest neighbor search to find neighboring properties based on the property configuration set by users, and then impute the missing value features by the neighboring properties. In order to comply with the law, the LLM-generated feature-wise explanation is provided to offer users a deeper understanding of the valuation results, unlike the black-box prediction result. The explanation not only improves transparency but also empowers users to make their own judgments based on the provided natural language explanation. Different from existing black-box online property valuation services, our aim with EXPRESS is to address the real needs of users, to support users’ participation in the valuation process, and to facilitate research growth in property valuation.

References

- Aljuaid, T.; and Sasi, S. 2016. Proper imputation techniques for missing values in data sets. In *2016 International Conference on Data Science and Engineering (ICDSE)*, 1–5. IEEE.
- Du, W.-W.; Wang, W.-Y.; and Peng, W.-C. 2023. DoRA: Domain-Based Self-Supervised Learning Framework for Low-Resource Real Estate Appraisal. *arXiv preprint arXiv:2309.00855*.
- Guidotti, R. 2022. Counterfactual explanations and how to find them: literature review and benchmarking. *Data Mining and Knowledge Discovery*, 1–55.
- Hegselmann, S.; Buendia, A.; Lang, H.; Agrawal, M.; Jiang, X.; and Sontag, D. 2023. Tabllm: Few-shot classification of tabular data with large language models. In *International Conference on Artificial Intelligence and Statistics*, 5549–5581. PMLR.
- Ke, G.; Meng, Q.; Finley, T.; Wang, T.; Chen, W.; Ma, W.; Ye, Q.; and Liu, T. 2017. LightGBM: A Highly Efficient Gradient Boosting Decision Tree. In *NIPS*, 3146–3154.
- Law, S.; Paige, B.; and Russell, C. 2019. Take a Look Around: Using Street View and Satellite Images to Estimate House Prices. *ACM Trans. Intell. Syst. Technol.*, 10(5): 54:1–54:19.
- Li, C.; Wang, W.; Du, W.; and Peng, W. 2024. Look Around! A Neighbor Relation Graph Learning Framework for Real Estate Appraisal. In *PKDD (4)*, volume 14648 of *Lecture Notes in Computer Science*, 3–16. Springer.
- Lubos, S.; Tran, T. N. T.; Felfernig, A.; Polat Erdeniz, S.; and Le, V.-M. 2024. LLM-generated Explanations for Recommender Systems. In *Adjunct Proceedings of the 32nd ACM Conference on User Modeling, Adaptation and Personalization*, 276–285.
- Mohd, T.; Jamil, N. S.; Johari, N.; Abdullah, L.; and Masrom, S. 2020. An overview of real estate modelling techniques for house price prediction. In *Charting a Sustainable Future of ASEAN in Business and Social Sciences: Proceedings of the 3rd International Conference on the Future of ASEAN (ICoFA) 2019—Volume 1*, 321–338. Springer.
- Murti, D. M. P.; Pujianto, U.; Wibawa, A. P.; and Akbar, M. I. 2019. K-Nearest Neighbor (K-NN) based Missing Data Imputation. In *2019 5th International Conference on Science in Information Technology (ICSITech)*, 83–88.
- of the Interior, M. 2023. Taiwan Real Estate Transaction Price Inquiry Website.
- Peng, H.; Li, J.; Wang, Z.; Yang, R.; Liu, M.; Zhang, M.; Yu, P. S.; and He, L. 2023. Lifelong Property Price Prediction: A Case Study for the Toronto Real Estate Market. *IEEE Trans. Knowl. Data Eng.*, 35(3): 2765–2780.
- Tan, F.; Cheng, C.; and Wei, Z. 2017. Time-Aware Latent Hierarchical Model for Predicting House Prices. In *ICDM*, 1111–1116. IEEE Computer Society.
- Yazdani, M.; and Raissi, M. 2023. Real Estate Property Valuation using Self-Supervised Vision Transformers. *CoRR*, abs/2302.00117.