

SWIFT4D: ADAPTIVE DIVIDE-AND-CONQUER GAUSSIAN SPLATTING FOR COMPACT AND EFFICIENT RECONSTRUCTION OF DYNAMIC SCENE

Jiahao Wu, Rui Peng, Zhiyan Wang, Lu Xiao,
Luyang Tang, Jinbo Yan, Kaiqiang Xiong, Ronggang Wang*

Guangdong Provincial Key Laboratory of Ultra High Definition Immersive Media Technology
Shenzhen Graduate School, Peking University

2301212750@stu.pku.edu.cn, rgwang@pkusz.edu.cn

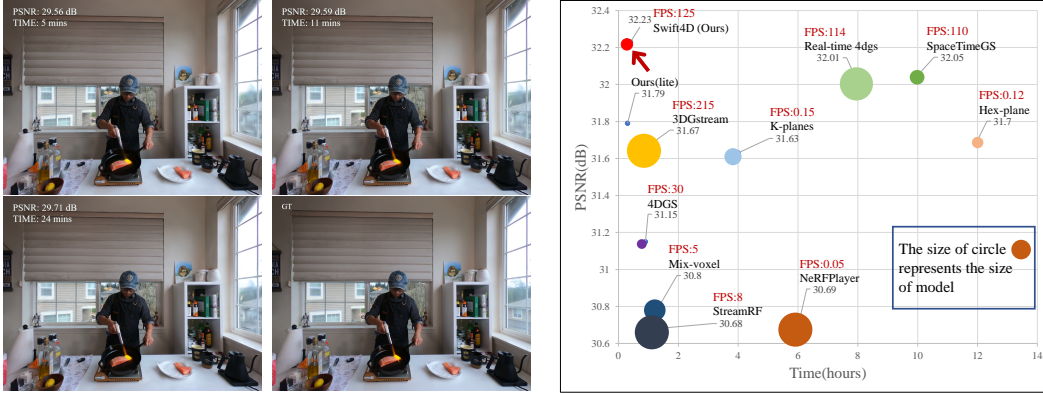


Figure 1: Our method demonstrates high-quality rendering, rapid convergence, and compact storage characteristics. It can achieve competitive result with just 5 minutes of training. Additionally, with increased training iterations, our method excels in handling finer details.

ABSTRACT

Novel view synthesis has long been a practical but challenging task, although the introduction of numerous methods to solve this problem, even combining advanced representations like 3D Gaussian Splatting, they still struggle to recover high-quality results and often consume too much storage memory and training time. In this paper we propose Swift4D, a divide-and-conquer 3D Gaussian Splatting method that can handle static and dynamic primitives separately, achieving a good trade-off between rendering quality and efficiency, motivated by the fact that most of the scene is the static primitive and does not require additional dynamic properties. Concretely, we focus on modeling dynamic transformations only for the dynamic primitives which benefits both efficiency and quality. We first employ a learnable decomposition strategy to separate the primitives, which relies on an additional parameter to classify primitives as static or dynamic. For the dynamic primitives, we employ a compact multi-resolution 4D Hash mapper to transform these primitives from canonical space into deformation space at each timestamp, and then mix the static and dynamic primitives to produce the final output. This divide-and-conquer method facilitates efficient training and reduces storage redundancy. Our method not only achieves state-of-the-art rendering quality while being 20x faster in training than previous SOTA methods with a minimum storage requirement of only 30MB on real-world datasets. Code is available at <https://github.com/WuJH2001/swift4d>.

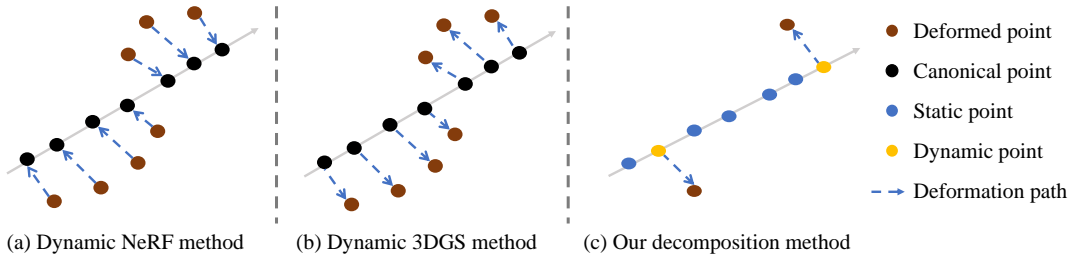


Figure 2: **Illustration of different dynamic scene rendering methods.** (a) Pumarola et al. (2021); Park et al. (2021) proposes mapping deformation field points to canonical space, a widely adopted practice in NeRF-based methods; (b) Wu et al. (2024); Yang et al. (2024) propose mapping canonical space points to the deformation field; (c) We propose dividing the points in canonical space into dynamic and static, and then mapping only the dynamic points to the deformation space.

1 INTRODUCTION

Novel view synthesis (NVS) is a crucial task in computer vision and graphics, with significant applications in areas such as augmented reality (AR), virtual reality (VR), and content production. The goal of NVS is to render photorealistic images from arbitrary viewpoints using 2D images or video inputs. While recent advancements have achieved considerable success in static scenes, this task becomes particularly challenging when applied to dynamic scenes, where complexities introduced by object motion and temporal changes make accurate rendering significantly difficult.

Current NVS techniques can be broadly classified into two predominant approaches: neural rendering methods, exemplified by Neural Radiance Fields (NeRF) Mildenhall et al. (2021), and point cloud-based rendering techniques, such as 3D Gaussian Splatting Kerbl et al. (2023). NeRFs have recently made significant strides in achieving photorealistic rendering of static scenes, with subsequent works Barron et al. (2021; 2022; 2023); Reiser et al. (2023) further enhancing both quality and speed. Despite these advancements in static scene rendering, NeRFs face significant challenges when extended to dynamic scenes, primarily due to the substantial training time and storage requirements. To overcome these obstacles, various approaches have been proposed. As shown in Fig.2(a), Pumarola et al. (2021) and Park et al. (2021) leverage deformation fields to map deformation space at arbitrary timestamps to canonical space, effectively capturing dynamic scene changes. Li et al. (2021) and Gao et al. (2021) employ scene flow to model the motion trajectories within dynamic environments. Cao & Johnson (2023) and Fridovich-Keil et al. (2023), decompose the 4D spacetime domain into multiple compact planes, thereby improving training and rendering speeds. Although these methods have achieved some degree of success, achieving high-quality real-time rendering remains challenging.

Compared to NeRF, 3DGS offers significant advantages, including real-time rendering and substantially reduced training time. Within the scope of dynamic modeling, several notable methods have emerged. As shown in Fig.2(b), 4DGS Wu et al. (2024), inspired by HexPlane, introduces a neural voxel encoder to model deformation relationships over time. 3DGStream Sun et al. (2024) utilizes a compact Neural Transformation Cache (NTC) to efficiently model the translation and rotation of 3D Gaussians between two adjacent frames. RTGS Yang et al. (2023) treats spacetime as an integrated whole by optimizing a set of 4D primitives, parameterized as anisotropic ellipses that capture both geometry and appearance. Additionally, STGS Li et al. (2024) enhances standard 3D Gaussians with temporal opacity and motion/rotation parameters, effectively capturing both static and dynamic elements to model dynamic deformation.

While these approaches achieve higher-quality results with faster rendering times, they still face challenges related to long training time and heavy storage requirements. One potential limitation in their approach is the uniform treatment of all Gaussian points during the modeling process. However, we observe that static points, such as those in background regions, constitute the majority of the scene. These points exhibit minimal or no deformation and therefore do not require complex dynamic modeling. It is more efficient to partition the scene into static and dynamic points and model each separately. This strategy has the potential to significantly reduce computational overhead and storage requirements. Moreover, as demonstrated by Wang et al. (2023), applying the same modeling technique to both dynamic and static points can cause blurring in dynamic regions due to the influence of static areas, ultimately compromising rendering quality.

*Corresponding author

In this paper, we introduce Swift4D, a method that simultaneously achieves fast convergence, compact storage, and real-time high-quality rendering. Our approach starts by decomposing Gaussian points into dynamic and static groups based on 2D multi-view images, incorporating an additional parameter d for differentiation. For temporal modeling, we employ a deformation field approach using a compact multi-resolution 4DHash and MLPs as the deformer, which maps dynamic Gaussian points from canonical space to deformation space at arbitrary timestamps. Notably, as shown in Fig. 2(c), temporal modeling is applied exclusively to the dynamic points, while static points are treated as temporally invariant, significantly reducing computational demands. This reduction in the number of dynamic points enables the 4DHash to concentrate on deformation, leading to faster convergence and improved rendering quality. Finally, we combine the static and dynamic Gaussian points to render the final output. This approach also addresses the issue of blurring caused by static elements interfering with the time-aware multi-resolution 4DHash.

Our method achieves SOTA performance in terms of training and rendering speed, storage efficiency, and rendering quality. Furthermore, our supplement videos (basketball 1 and 2) demonstrate that our approach remains effective even in scenarios involving large movements. We will release our code and pre-trained models upon acceptance. In summary, the key contributions of our work are:

- 1) We propose a novel method for decomposing dynamic 3D scenes into dynamic and static components based on 2D images, effectively reducing computational complexity. This method can be seamlessly integrated into existing dynamic approaches as a plug-and-play module to enhance quality.
- 2) We introduce a compact multi-resolution 4DHash, with a footprint as small as 8MB, to effectively model the spatio-temporal domain. This approach not only enhances rendering quality and accelerates training but also ensures efficient and compact storage.
- 3) Our method achieves state-of-the-art performance in training and rendering speed, storage, and high-quality output.

2 RELATED WORK

Novel View Synthesis. In recent years, novel view synthesis has garnered significant attention, leading to numerous breakthroughs. NeRF Mildenhall et al. (2021) pioneered this domain by leveraging multi-layer perceptrons (MLPs) combined with volume rendering to model 3D radiance fields, enabling image rendering from arbitrary viewpoints. Subsequent works aimed to enhance efficiency and quality. Methods such as TensorF Chen et al. (2022), DVGO Sun et al. (2022), Plenoxel Fridovich-Keil et al. (2022), and Plenotree Yu et al. (2021) adopt grid-based representations for faster training and rendering. Instant NGP Müller et al. (2022) further accelerates this process with a hash encoder, significantly reducing computation time. Meanwhile, MipNeRF Barron et al. (2021) and MipNeRF360 Barron et al. (2022) propose integrated positional encoding (IPE) to model conical frustums, effectively mitigating aliasing issues. More recently, 3DGS Kerbl et al. (2023) introduced a novel point-based rendering paradigm for novel view synthesis, achieving real-time rendering with high quality. This has spurred additional advancements, including Mipsplatting Yu et al. (2024) for anti-aliasing, 2DGS Huang et al. (2024a) for improved mesh extraction, and ScaffoldGS Lu et al. (2024) for large-scale scene rendering.

Novel View Synthesis for dynamic scene. Li et al. (2021); Lin et al. (2024); Kratimenos et al. (2023) attempt to directly model the trajectories of moving points across the scene, but they continue to encounter challenges related to storage. Pumarola et al. (2021); Park et al. (2021); Wu et al. (2024); Yang et al. (2024) try to build a consistent canonical space across each time step and then employ a deformer, mainly MLP-based and Muti-plane-based, to map this canonical space to deformation spaces at each timestamp. Huang et al. (2024b) focuses on monocular dynamic inputs, leveraging sparse control points to reconstruct scene dynamics with exceptionally high FPS. Lin et al. (2024) employs Fourier series and polynomial fitting to model the motion of Gaussian points, enabling dynamic reconstruction. K-planes Fridovich-Keil et al. (2023) and Hexplane Cao & Johnson (2023) employ an explicit structural representation of the 6D light field rather than modeling underlying motions. Representing the deformer using MLPs or low-rank planes can reduce storage requirements, but it often results in slower training and limited capacity for capturing complex deformations.

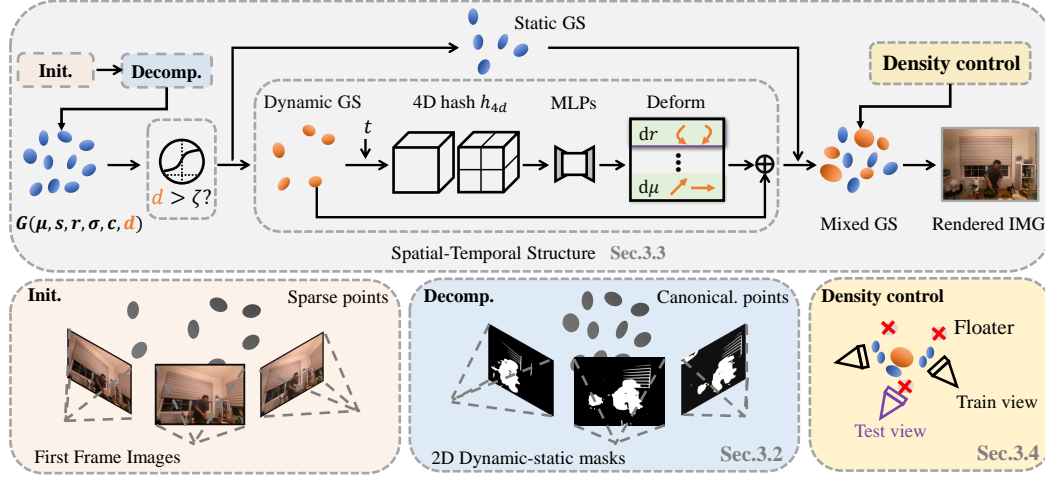


Figure 3: **Pipeline of our Swift4D.** First, we use the first frame images to obtain a well-initialized canonical point cloud. Then, we train the dynamic parameter d according to the method described in Sec.3.2. Based on d , the point cloud is divided into dynamic and static categories. Dynamic points undergo deformation using a spatio-temporal structure, as discussed in Sec.3.3. Finally, the deformed dynamic points are mixed with static points for rendering.

Recently, He et al. (2024); Yan et al. attempt to separate dynamic and static Gaussian points to improve rendering quality and introduced external models to segment foreground and background areas. While these efforts have explored this direction, the resulting output quality remains suboptimal. Liang et al. (2023) employs adaptive dynamic-static separation, which differs from our explicit separation approach.

3 METHOD

Our main approach aims to achieve faster training speeds and higher quality rendering results through the decomposition of dynamic and static elements. Based on this insight, we designed our pipeline, as illustrated in Fig. 3. In this section, we will provide a detailed analysis of each module in the pipeline. The preliminary concepts of 3D Gaussian Splatting are briefly introduced in Sec. 3.1. We initially train the canonical space Gaussians using the first-frame images and then optimize the dynamic parameter d of each Gaussian point based on the 2D dynamic-static pixel masks from different viewpoints, as discussed in Sec.3.2. In the following stage, as outlined in Sec. 3.3, we freeze the training of dynamic parameter d and proceed to jointly optimize the remaining parameter of the Gaussian points alongside the swift spatio-temporal structure. Furthermore, our pruning strategies are thoroughly described in Sec. 3.4, while Sec. 3.5 provides an in-depth discussion of the optimization process.

3.1 GAUSSIAN SPLATTING PRELIMINARY

3DGS Kerbl et al. (2023) uses 3D Gaussian points as its rendering primitives. These 3D Gaussian points have the following parameter: mean μ , covariance matrix Σ , opacity σ , and view-dependent color c . A 3D Gaussian point is mathematically defined as:

$$G(x) = e^{-\frac{1}{2}(x-\mu)^T \Sigma^{-1}(x-\mu)} \quad (1)$$

In the next rendering phase, the 3D mean μ is directly projected onto the plane as a 2D mean μ^{2D} , while the 3D covariance matrix is transformed into a 2D covariance matrix using the following formula: $\Sigma' = (JW\Sigma W^T J^T)$, where W and J denote the viewing transformation and the Jacobian of the affine approximation of the perspective projection transformation, respectively. Finally, the color of each pixel can be calculated using the following formula:

$$C(x) = \sum_{i \in \mathcal{N}(x)} c_i \alpha_i(x) \prod_{j=1}^{i-1} (1 - \alpha_j(x)) \text{ where } \alpha_i(x) = \sigma_i \exp\left(-\frac{1}{2}(x - \mu_i^{2D})^T \Sigma'^{-1}(x - \mu_i^{2D})\right). \quad (2)$$

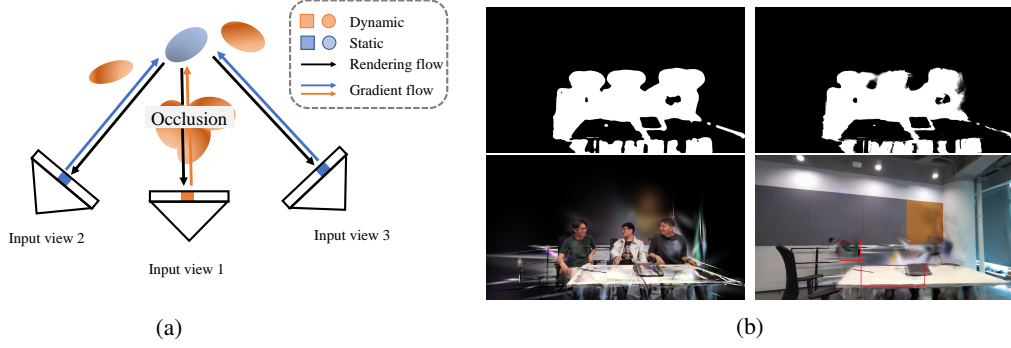


Figure 4: (a) Diagram illustrating dynamic parameter d optimization. Even when static points (blue) are occluded by dynamic points (orange) from View 1, they can still be correctly optimized from View 2 and 3. (b) shows the result of decomposition. From top left to bottom right, the order is GT mask, dynamic parameter rendered image, dynamic point and static point rendering results.

Where N is the number of Gaussian points that intersect with the pixel $x \in \mathbb{R}^2$. In the actual implementation, the covariance matrix Σ is typically decomposed into rotation q and scaling s . The color c is represented by a spherical harmonics (SH) function. Therefore, a Gaussian point can be represented as $G\{\mu, q, s, \sigma, c\}$.

3.2 EFFICIENT DYNAMIC AND STATIC DECOMPOSITION

In this section, we introduce our dynamic-static decomposition method for eliminating redundant computations for static Gaussian points. The time-varying motion model is applied solely to the dynamic components, leaving the static elements unchanged. This approach leads to faster convergence and enhanced rendering quality. Specifically, we introduce a learnable dynamic parameter d (Initialized to 0.) within the Gaussian points to quantify the dynamic level of each points. A higher d corresponds to more pronounced motion, indicating that the point is likely dynamic. We first compute a 2D dynamic-static pixel mask $D(x)$ from the training videos to distinguish dynamic and static pixels, as shown in Eq. 3, which serves as the supervision signal.

$$D(x) = \begin{cases} 1 & S(x) \geq \gamma \\ 0 & S(x) < \gamma \end{cases} \quad \text{where} \quad S(x) = \sqrt{\frac{1}{T} \sum_{t=1}^T (C(x, t) - \frac{1}{T} \sum_{t=1}^T C(x, t))^2} \quad (3)$$

where $C(x, t)$ represents the pixel intensity of in t th frame at location $x \in \mathbb{R}^2$. $S(x)$ is the temporal standard deviation (std) for each pixel x across the entire time duration T . Subsequently, a threshold of $\gamma = 0.02$ is applied to binarize $S(x)$, generating a pixel mask $D(x)$. Pixels with $S(x)$ greater than or equal to γ are classified as dynamic, while those below are considered static.

Based on the concept: During backpropagation, Gaussian points intersecting dynamic pixels should receive a positive gradient, while those intersecting static pixels should receive a negative gradient, with the gradient gradually weakening with distance and occlusion. Our decomposition design is illustrated in Fig. 4(a). We use the α composition for parameter d with Sigmoid function to render a dynamic value $\hat{D}(x)$ at location x , as Eq. 4 shows.

$$\hat{D}(x) = \text{Sigmoid}\left(\sum_{i=1} d_i \alpha_i(x) \prod_{j=1}^{i-1} (1 - \alpha_j(x))\right) \quad (4)$$

By applying the **sigmoid** function, we optimize the dynamic parameter d to span $(-\infty, +\infty)$, enabling finer differentiation of dynamic degrees. This approach converts our dynamic-static decomposition into a binary classification problem. Consequently, optimizing the dynamic value for each Gaussian point can be accomplished by minimizing the binary cross-entropy loss:

$$\mathcal{L}_d = \mathbb{E}_x[-D(x)\log(\hat{D}(x)) - (1 - D(x))\log(1 - \hat{D}(x))]. \quad (5)$$

From the equation above, we effectively optimize the dynamic parameter d for the Gaussian points. The entire optimization process is highly efficient, typically concluding within 1 minute. Ultimately,

Gaussian points with dynamic parameter greater than the dynamic threshold $\zeta = 7.0$ are classified as dynamic; otherwise, they are classified as static. An ablation study on ζ is presented in Fig. 7 and Sec. 5, demonstrating that our decomposition method is robust to the choice of ζ .

Notably, our method adapts well to occlusion. In Fig. 4(a), while dynamic pixels (orange) from View 1 incorrectly assign positive dynamic values to static Gaussian points (blue), other views like View 2 and 3 assign larger negative values, ensuring correct classification.

3.3 SPATIO-TEMPORAL STRUCTURE

We introduce our proposed efficient spatio-temporal structure encoder, the 4D multi-resolution hash h_{4d} , and the deformation decoder MLPs, used to predict the deformation of each dynamic Gaussian.

4D Multi-resolution hash encoder. Inspired by INGP Müller et al. (2022), we propose utilizing a 4D multi-resolution hash h_{4d} for encoding to effectively model the temporal information of dynamic Gaussians by normalizing the point cloud into the hash grid range. As described in INGP, voxel grid at each resolution is mapped to a hash table that stores F -dimensional learnable feature vectors. For a given 4D dynamic Gaussian $(\mu, t) \in \mathbb{R}^4$, its hash encoding at resolution l , denoted as $h_{4d}(\mu, t; l) \in \mathbb{R}^F$, is computed through linear interpolation of the feature vectors associated with corners of the surrounding grid. Consequently, its multi-resolution hash encoding features are as follows:

$$f_h = [h_{4d}(\mu, t; 0), h_{4d}(\mu, t; 1) \dots h_{4d}(\mu, t; L - 1)] \in \mathbb{R}^{LF}, \quad (6)$$

where L denotes the number of resolution levels, typically set to 16. Following this, a small MLP ϕ_d combines all features to produce $f_d = \phi_d(f_h)$. Using the 4D hash h_{4d} as an encoder offers several advantages: compactness, $O(1)$ query complexity, and the multi-resolution approach effectively integrates global and local information.

However, while 4D Hash offers $O(1)$ query complexity, its hashing characteristics make encoding the temporal information of an entire scene both challenging and storage-intensive. Fortunately, our proposed decomposition method focuses on encoding the temporal information of dynamic points only, reducing the need for a larger hashing space and simplifying the modeling of the scene’s temporal domain. This approach enables us to retain the fast access speed of 4D Hash while minimizing storage requirements.

Multi-head Gaussian Deformation Decoder. Once all features of dynamic Gaussian points are encoded, we can compute any required variables using a multi-head Gaussian deformation decoder MLPs = $\{\phi_\mu, \phi_s, \phi_q, \phi_\sigma, \phi_{sh}\}$:

$$d\mu, ds, dq, d\sigma, dsh = \text{MLPs}(f_d) \quad (7)$$

Here, $d\mu, ds, dq, d\sigma, dsh$ represent the deformation intensity of the mean, scaling, rotation, opacity, and color of the Gaussian point at time t . Therefore, the deformed parameters of dynamic Gaussian G_d can be expressed as:

$$(\mu', r', q', \sigma', sh') = (\mu + d\mu, r + dr, q + dq, \sigma + d\sigma, sh + dsh) \quad (8)$$

where $(\mu', r', q', \sigma', sh')$ represent the new parameters of the dynamic Gaussian at time t . For static Gaussian elements G_s , they are directly combined with the deformed dynamic Gaussian elements G_d to render the final rendered image I_t .

3.4 DENSITY CONTROL

In the original 3DGS, the opacity of all points is regularly reduced, and Gaussian points with low transparency are clipped during the pruning stage. However, this approach is not appropriate for our method as it results in excessive coupling between the canonical space and the deformation space. Therefore, we eliminate the reset opacity operation. Inspired by previous works Niemeyer et al. (2024); Deng et al. (2024); Fan et al. (2023), which focus on the compact representation of static scenes by pruning redundant Gaussians based on spatial attributes such as transparency and volume. We adopt a novel approach to pruning floaters across canonical and deformation space: Temporal Importance Pruning, as shown in Fig. 3. This involves calculating the importance of each Gaussian point to each training viewpoint at every timestamp. Gaussians with importance below a certain

Table 1: **Quality comparison on the N3DV dataset.** The **best** and the **second best** results are denoted by red and blue. ¹ online method.

Method	PSNR \uparrow	DSSIM \downarrow	LPIPS \downarrow	Time \downarrow	Size(MB) \downarrow	FPS \uparrow
DyNeRF Li et al. (2022b)	29.58	0.020	0.099	1300.0 hours	30	0.02
NeRFPlayer Song et al. (2023)	30.69	-	0.111	6.0 hours	5100	0.05
HexPlane Cao & Johnson (2023)	31.70	0.014	0.075	12.0 hours	240	0.21
K-Planes Fridovich-Keil et al. (2023)	31.63	0.018	-	5.0 hours	300	0.15
4DGS Wu et al. (2024)	31.02	0.030	0.150	50 mins	90	30
3DGStream ¹ Sun et al. (2024)	31.67	-	-	60 mins	2340	215
SpaceTimeGS Li et al. (2024)	32.05	0.014	0.044	10.0 hours	200	110
Real-Time4DGS Yang et al. (2023)	32.01	0.014	0.055	9.0 hours	> 1000	114
Swift4DLite(Ours)	31.79	0.017	0.072	20 mins	30	128
Swift4D(Ours)	32.23	0.014	0.043	25 mins	120	125

Table 2: **Quantitative comparison on the MeetRoom dataset.** PSNR is averaged across all frames, while training time and storage requirements accumulate over the entire sequence. ¹ online method.

Method	PSNR \uparrow	Time(hours) \downarrow	Size(MB) \downarrow
PlenoxelFridovich-Keil et al. (2022)	27.15	70	304500
I-NGPMüller et al. (2022)	28.10	5.5	14460
3DGSKerbl et al. (2023)	31.31	13	6330
StreamRF ¹ Li et al. (2022a)	26.72	0.85	2700
3DGStream ¹ Sun et al. (2024)	30.79	0.6	1230
Swift4D(Ours)	32.05	0.3	40

threshold can be clipped, effectively reducing floater issues. For a Gaussian point g_i , the importance w_i is calculated as follows:

$$w_i = \max_{I \in \mathcal{I}, x \in I, t \in T} (\alpha_i(x|t) \prod_{j=1}^{i-1} (1 - \alpha_j(x|t))) \quad (9)$$

Here, \mathcal{I} represents the images from all training views, $\alpha_i(x|t)$ is the value of $\alpha_i(x)$ at time t in Eq. 2, T represents the set of query times. We prune Gaussians when their importance satisfies $w_i < 0.02$. As illustrated in Fig. 9, this method effectively eliminates artifacts that are suspended in the air and were not captured by the training views. For the cloning and splitting of Gaussians, we adhere to the procedures of 3DGS, with the child Gaussians inheriting the dynamic properties of their parent Gaussians.

3.5 OPTIMIZATION PIPELINE

We start by initializing the SfM Schonberger & Frahm (2016) point cloud using the first frames, then train on the first-frame images for 5000 iterations to establish a well-defined canonical space. Next, training the dynamic attributes of each Gaussian point within the canonical space takes about 1 minute, followed by training the spatio-temporal structure. Consistent with the principles of 3DGS, our loss function remains simple, without additional terms:


$$\mathcal{L}_{rec} = (1 - \lambda_1)\mathcal{L}_1 + \lambda_1\mathcal{L}_{SSIM}$$

4 EXPERIMENT

In this section, we provide details of our implementation and datasets in Sec. 4.1 and 4.2, respectively. A thorough analysis of the experimental results is presented in Sec. 4.3, while Sec. 4.4 covers the ablation experiments for our method. The results show that our approach achieves sota performance in terms of training speed, storage efficiency, and rendering quality.

4.1 IMPLEMENTATION DETAILS

We initialize with point clouds generated by Colmap, followed by constructing our canonical space using the first frames from all training viewpoints, trained for 5000 epochs. Next, we train the

Figure 5: Qualitative result on the *discussion*.

dynamic parameter d of Gaussian points using the Adam optimizer Kingma & Ba (2014) with a learning rate of 0.05. This training spans 3000 epochs and completes in under 1 minute. Finally, we train our spatio-temporal structure for approximately 14000 epochs, utilizing settings for the 4D Hash table similar to those in InstantNGP Müller et al. (2022). We use the Adam optimizer with an initial learning rate of 0.002, which exponentially decays to 0.00002 over the course of training. Lite refers to a lite-version model with a hash table size set to 2^{15} and $\lambda_1 = 0$. All experiments were conducted on an NVIDIA RTX 3090 GPU.

4.2 DATASET

The N3DV dataset Li et al. (2022b) is captured using a multi-view system with 18-21 cameras, recording dynamic scenes at a resolution of 2704×2028 and 30 FPS. It includes various complex scenarios such as fire, reflections, and new objects. Following prior works Li et al. (2022b); Cao & Johnson (2023); Wu et al. (2024); Yang et al. (2023); Li et al. (2024), we downsampled the videos by a factor of two and used the same training and testing data splits as established by them.

The Meet Room dataset Li et al. (2022a) is captured using a multi-view system with 13 cameras, recording dynamic scenes at a resolution of 1280×720 and 30 FPS. Following prior works Sun et al. (2024); Li et al. (2022a), we used 12 views for training and reserved 1 view for testing.

The Basketball court dataset VRU (2024) is captured using a multi-view system with 34 cameras, recording dynamic scenes at a resolution of 1920×1080 and 25 FPS. This dataset encompasses a large scene with many complex situations, including bouncing, fast motion, occlusion, and transient objects, making it highly challenging.

4.3 EVALUATION

For the Meetroom and Basketball court dataset, we follow the processing approach from Sun et al. (2024), using COLMAP Schonberger & Frahm (2016) to estimate the camera pose of the first frame as the global pose. For the N3DV dataset, we adopt the processing approach from Wu et al. (2024). We evaluate the methods using three metrics across all 300 frames: 1) Average PSNR, DSSIM, and LPIPS Zhang et al. (2018) scores for the test views; 2) Total training time and FPS; 3) Model size .

Tab. 1 and Fig. 6 respectively present the quantitative and qualitative evaluations of various methods on the N3DV video dataset. As shown in Tab. 1, our approach not only significantly surpasses previous methods in rendering quality but also achieves speeds at least 20 times faster compared to methods achieving similar rendering quality Yang et al. (2023); Li et al. (2024). It can be seen in Fig. 6 that our method not only achieves higher-quality modeling of static regions, such as the plate in the bottom right corner and the background outside the window in the *coffee martini*, but also provides more detailed modeling of moving regions, such as the arms. As for the MeetRoom dataset results, shown in Fig. 5 and Tab. 2, our method achieves state-of-the-art performance in rendering quality, training time, and storage efficiency. Particularly noteworthy is the storage efficiency, as 3DGStream requires 30 times more storage compared to our approach. The results of training on the basketball court dataset are presented in Fig. 10 and the supplementary videos (basketball 1 and 2), showcasing our method’s ability to handle highly complex dynamic scenes. Our decomposition

Table 3: Quantitative results comparison for *sear steak* and *flame steak* includes average PSNR and time metrics over 300 frames of the test view.

Method	PSNR \uparrow	Time(mins) \downarrow
Lite	33.31	20
Muti-planes	33.48	28
W/o decomp.	32.68	35
Full	33.83	25




Figure 6: Qualitative result on *coffee martini* and *cut beef*. It can be observed that our method achieves higher-quality modeling in both dynamic and static regions.

technique effectively separates all athletes from the scene, illustrating the model’s strong adaptability to occlusion, as discussed in Sec. 3.2.

4.4 ABLATION AND ANALYSIS

Dynamic and static decomposition. To validate the effectiveness of our dynamic-static decomposition method, we conducted experiments on the *sear steak* and *flame steak*. As illustrated in Fig. 8(c) and Tab. 3, treating all points as dynamic led to increased computation time, significantly reduced rendering quality, and introduced blurring in areas with large motion amplitudes.

Muti-plane encoder. There are three commonly used choices for encoder selection: an implicit MLP Gao et al. (2021), multi-planes Cao & Johnson (2023), and a hash table Müller et al. (2022). In this study, we delve into employing the multi-plane approach to replace the 4D Hash as the encoder in our method. The subjective and objective experimental results, shown in Fig. 8(b) and Tab. 3, indicate that while it slightly lags behind the hash table in terms of rendering speed and quality, it still outperforms methods that do not apply dynamic-static decomposition Wu et al. (2024).

Temporal importance pruning. As shown in Fig. 9, (a) and (b) exhibit severe artifacts. In contrast, images rendered with our pruning strategy, (c), appear much cleaner.

5 DISCUSSION

Incomplete decomposition of dynamic and static points. Although we employ the pixel level supervisor, it fails to fully decouple dynamic and static points. This can lead to two issues: Gaussian

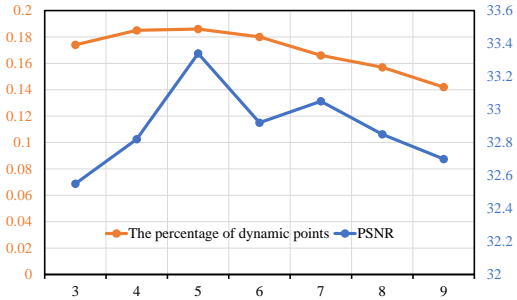



Figure 7: **Distribution of dynamic points counts and PSNR at different thresholds.**

Figure 8: Some ablation experiments results on *sear steak*.Figure 9: **Importance Pruning Ablation Experiments:** (a), (b), (c), and (d) show the rendered results of the our model with opacity reset every 3000 iterations, without opacity reset, with our importance pruning method, and the ground truth, respectively.

points in textureless regions of small moving objects may be mistaken for static, while static objects may be identified as dynamic due to interference from nearby moving objects.

In the first situation, as shown in Fig. 4(b), certain textureless areas, like clothing and the table, are mistakenly identified as static, despite being dynamic. In fact, this proves beneficial in Tab. 3. If the entire table were labeled as dynamic, the increased dynamic points would lower rendering quality (W/o decomp). By recognizing only the edges as dynamic, where pixel changes are significant, the method reduces the number of dynamic points and enhances rendering quality (Ours).

In the second situation, as illustrated in Fig. 10, some Gaussians in static areas are classified as dynamic due to the shadows or movements of the basketball players passing through these regions. Therefore, it is reasonable to identify these areas as dynamic. Classifying these points as static will impact the visual experience, as static points can hardly model dynamic areas.

The selection of the dynamic threshold. As shown in Fig. 7, experiments with the "cook spinach" scene revealed that varying the dynamic threshold ζ from 3 to 9 did not significantly affect PSNR or the percentage of dynamic points, demonstrating the robustness of our method. To ensure consistency, we set the threshold to 7.

The training time. Due to the large dataset (nearly 6000 images), we load images during training, which empirically wastes around 40% of the training time on disk I/O. Eliminating this overhead could reduce training time to 10 minutes while maintaining high-quality 4D scene reconstruction.

6 CONCLUSION

In this paper, we introduce Swift4D, which achieves fast convergence, compact storage, and high-quality real-time rendering capabilities within the field of 4D reconstruction. The core innovation of our method lies in the introduction of a dynamic-static decomposition technique, which can be applied to most existing dynamic scene reconstruction methods, enhancing quality and accelerating convergence. Additionally, we introduce a 4D Hash encoder and a multi-head decoder as our spatio-temporal structure, allowing for faster and more efficient temporal modeling of dynamic points. Finally, to prevent severe coupling between the canonical and deformation fields, we propose a novel temporal pruning method that effectively removes floaters in the scene. Our proposed method delivers competitive results in just 5 minutes, and we hope it can offer new insights for applications struggling with training efficiency.

Limitation: Similar to previous work Sun et al. (2024); Li et al. (2024), our method focuses on multi-view scenes and currently does not support monocular datasets for dynamic scene



Figure 10: **Basketball court dataset experiment.** (a) and (c) are dynamic point renderings, while (b) and (d) are GT. The black floaters are actually Gaussian points from the dynamic background.

reconstruction. Additionally, our method focuses on scene reconstruction and does not include human reconstruction Wu et al. (2020); Cheng et al. (2023).

7 ACKNOWLEDGEMENTS

This work is financially supported by Guangdong Provincial Key Laboratory of Ultra High Definition Immersive Media Technology(Grant No. 2024B1212010006), National Natural Science Foundation of China U21B2012, Shenzhen Science and Technology Program-Shenzhen Cultivation of Excellent Scientific and Technological Innovation Talents project(Grant No. RCJC20200714114435057), this work is also financially supported for Outstanding Talents Training Fund in Shenzhen.

REFERENCES

- Jonathan T Barron, Ben Mildenhall, Matthew Tancik, Peter Hedman, Ricardo Martin-Brualla, and Pratul P Srinivasan. Mip-nerf: A multiscale representation for anti-aliasing neural radiance fields. In *Proceedings of the IEEE/CVF international conference on computer vision*, pp. 5855–5864, 2021.
- Jonathan T Barron, Ben Mildenhall, Dor Verbin, Pratul P Srinivasan, and Peter Hedman. Mip-nerf 360: Unbounded anti-aliased neural radiance fields. In *Proceedings of the IEEE/CVF conference on computer vision and pattern recognition*, pp. 5470–5479, 2022.
- Jonathan T Barron, Ben Mildenhall, Dor Verbin, Pratul P Srinivasan, and Peter Hedman. Zip-nerf: Anti-aliased grid-based neural radiance fields. In *Proceedings of the IEEE/CVF International Conference on Computer Vision*, pp. 19697–19705, 2023.
- Ang Cao and Justin Johnson. Hexplane: A fast representation for dynamic scenes. In *Proceedings of the IEEE/CVF Conference on Computer Vision and Pattern Recognition*, pp. 130–141, 2023.
- Anpei Chen, Zexiang Xu, Andreas Geiger, Jingyi Yu, and Hao Su. Tensorf: Tensorial radiance fields. In *European conference on computer vision*, pp. 333–350. Springer, 2022.
- Wei Cheng, Ruixiang Chen, Siming Fan, Wanqi Yin, Keyu Chen, Zhongang Cai, Jingbo Wang, Yang Gao, Zhengming Yu, Zhengyu Lin, et al. Dna-rendering: A diverse neural actor repository for high-fidelity human-centric rendering. In *Proceedings of the IEEE/CVF International Conference on Computer Vision*, pp. 19982–19993, 2023.
- Tianchen Deng, Yaohui Chen, Leyan Zhang, Jianfei Yang, Shenghai Yuan, Jiuming Liu, Danwei Wang, Hesheng Wang, and Weidong Chen. Compact 3d gaussian splatting for dense visual slam. *arXiv preprint arXiv:2403.11247*, 2024.
- Zhiwen Fan, Kevin Wang, Kairun Wen, Zehao Zhu, Dejia Xu, and Zhangyang Wang. Lightgaussian: Unbounded 3d gaussian compression with 15x reduction and 200+ fps. *arXiv preprint arXiv:2311.17245*, 2023.
- Sara Fridovich-Keil, Alex Yu, Matthew Tancik, Qinhong Chen, Benjamin Recht, and Angjoo Kanazawa. Plenoxels: Radiance fields without neural networks. In *Proceedings of the IEEE/CVF conference on computer vision and pattern recognition*, pp. 5501–5510, 2022.
- Sara Fridovich-Keil, Giacomo Meanti, Frederik Rahbæk Warburg, Benjamin Recht, and Angjoo Kanazawa. K-planes: Explicit radiance fields in space, time, and appearance. In *Proceedings of the IEEE/CVF Conference on Computer Vision and Pattern Recognition*, pp. 12479–12488, 2023.

- Chen Gao, Ayush Saraf, Johannes Kopf, and Jia-Bin Huang. Dynamic view synthesis from dynamic monocular video. In *Proceedings of the IEEE/CVF International Conference on Computer Vision*, pp. 5712–5721, 2021.
- Bing He, Yunuo Chen, Guo Lu, Li Song, and Wenjun Zhang. S4d: Streaming 4d real-world reconstruction with gaussians and 3d control points. *arXiv preprint arXiv:2408.13036*, 2024.
- Binbin Huang, Zehao Yu, Anpei Chen, Andreas Geiger, and Shenghua Gao. 2d gaussian splatting for geometrically accurate radiance fields. *arXiv preprint arXiv:2403.17888*, 2024a.
- Yi-Hua Huang, Yang-Tian Sun, Ziyi Yang, Xiaoyang Lyu, Yan-Pei Cao, and Xiaojuan Qi. Sc-gs: Sparse-controlled gaussian splatting for editable dynamic scenes. In *Proceedings of the IEEE/CVF Conference on Computer Vision and Pattern Recognition*, pp. 4220–4230, 2024b.
- Bernhard Kerbl, Georgios Kopanas, Thomas Leimkühler, and George Drettakis. 3d gaussian splatting for real-time radiance field rendering. *ACM Trans. Graph.*, 42(4):139–1, 2023.
- Diederik P Kingma and Jimmy Ba. Adam: A method for stochastic optimization. *arXiv preprint arXiv:1412.6980*, 2014.
- Agelos Kratimenos, Jiahui Lei, and Kostas Daniilidis. Dynmf: Neural motion factorization for real-time dynamic view synthesis with 3d gaussian splatting. *arXiv preprint arXiv:2312.00112*, 2023.
- Lingzhi Li, Zhen Shen, Zhongshu Wang, Li Shen, and Ping Tan. Streaming radiance fields for 3d video synthesis. *Advances in Neural Information Processing Systems*, 35:13485–13498, 2022a.
- Tianye Li, Mira Slavcheva, Michael Zollhoefer, Simon Green, Christoph Lassner, Changil Kim, Tanner Schmidt, Steven Lovegrove, Michael Goesele, Richard Newcombe, et al. Neural 3d video synthesis from multi-view video. In *Proceedings of the IEEE/CVF Conference on Computer Vision and Pattern Recognition*, pp. 5521–5531, 2022b.
- Zhan Li, Zhang Chen, Zhong Li, and Yi Xu. Spacetime gaussian feature splatting for real-time dynamic view synthesis. In *Proceedings of the IEEE/CVF Conference on Computer Vision and Pattern Recognition*, pp. 8508–8520, 2024.
- Zhengqi Li, Simon Niklaus, Noah Snavely, and Oliver Wang. Neural scene flow fields for space-time view synthesis of dynamic scenes. In *Proceedings of the IEEE/CVF Conference on Computer Vision and Pattern Recognition*, pp. 6498–6508, 2021.
- Yiqing Liang, Numair Khan, Zhengqin Li, Thu Nguyen-Phuoc, Douglas Lanman, James Tompkin, and Lei Xiao. Gaufré: Gaussian deformation fields for real-time dynamic novel view synthesis. *arXiv preprint arXiv:2312.11458*, 2023.
- Youtian Lin, Zuozhuo Dai, Siyu Zhu, and Yao Yao. Gaussian-flow: 4d reconstruction with dynamic 3d gaussian particle. In *Proceedings of the IEEE/CVF Conference on Computer Vision and Pattern Recognition*, pp. 21136–21145, 2024.
- Tao Lu, Mulin Yu, Linning Xu, Yuanbo Xiangli, Limin Wang, Dahua Lin, and Bo Dai. Scaffold-gs: Structured 3d gaussians for view-adaptive rendering. In *Proceedings of the IEEE/CVF Conference on Computer Vision and Pattern Recognition*, pp. 20654–20664, 2024.
- Ben Mildenhall, Pratul P Srinivasan, Matthew Tancik, Jonathan T Barron, Ravi Ramamoorthi, and Ren Ng. Nerf: Representing scenes as neural radiance fields for view synthesis. *Communications of the ACM*, 65(1):99–106, 2021.
- Thomas Müller, Alex Evans, Christoph Schied, and Alexander Keller. Instant neural graphics primitives with a multiresolution hash encoding. *ACM transactions on graphics (TOG)*, 41(4): 1–15, 2022.
- Michael Niemeyer, Fabian Manhardt, Marie-Julie Rakotosaona, Michael Oechsle, Daniel Duckworth, Rama Gosula, Keisuke Tateno, John Bates, Dominik Kaeser, and Federico Tombari. Radsplat: Radiance field-informed gaussian splatting for robust real-time rendering with 900+ fps. *arXiv preprint arXiv:2403.13806*, 2024.

- Keunhong Park, Utkarsh Sinha, Jonathan T Barron, Sofien Bouaziz, Dan B Goldman, Steven M Seitz, and Ricardo Martin-Brualla. Nerfies: Deformable neural radiance fields. In *Proceedings of the IEEE/CVF International Conference on Computer Vision*, pp. 5865–5874, 2021.
- Albert Pumarola, Enric Corona, Gerard Pons-Moll, and Francesc Moreno-Noguer. D-nerf: Neural radiance fields for dynamic scenes. In *Proceedings of the IEEE/CVF Conference on Computer Vision and Pattern Recognition*, pp. 10318–10327, 2021.
- Christian Reiser, Rick Szeliski, Dor Verbin, Pratul Srinivasan, Ben Mildenhall, Andreas Geiger, Jon Barron, and Peter Hedman. Merf: Memory-efficient radiance fields for real-time view synthesis in unbounded scenes. *ACM Transactions on Graphics (TOG)*, 42(4):1–12, 2023.
- Johannes L Schonberger and Jan-Michael Frahm. Structure-from-motion revisited. In *Proceedings of the IEEE conference on computer vision and pattern recognition*, pp. 4104–4113, 2016.
- Liangchen Song, Anpei Chen, Zhong Li, Zhang Chen, Lele Chen, Junsong Yuan, Yi Xu, and Andreas Geiger. Nerfplayer: A streamable dynamic scene representation with decomposed neural radiance fields. *IEEE Transactions on Visualization and Computer Graphics*, 29(5):2732–2742, 2023.
- Cheng Sun, Min Sun, and Hwann-Tzong Chen. Direct voxel grid optimization: Super-fast convergence for radiance fields reconstruction. In *Proceedings of the IEEE/CVF conference on computer vision and pattern recognition*, pp. 5459–5469, 2022.
- Jiakai Sun, Han Jiao, Guangyuan Li, Zhanjie Zhang, Lei Zhao, and Wei Xing. 3dstream: On-the-fly training of 3d gaussians for efficient streaming of photo-realistic free-viewpoint videos. In *Proceedings of the IEEE/CVF Conference on Computer Vision and Pattern Recognition*, pp. 20675–20685, 2024.
- VRU. <https://anonymous.4open.science/r/vru-sequence/>. 2024.
- Feng Wang, Sinan Tan, Xinghang Li, Zeyue Tian, Yafei Song, and Huaping Liu. Mixed neural voxels for fast multi-view video synthesis. In *Proceedings of the IEEE/CVF International Conference on Computer Vision*, pp. 19706–19716, 2023.
- Guanjun Wu, Taoran Yi, Jiemin Fang, Lingxi Xie, Xiaopeng Zhang, Wei Wei, Wenyu Liu, Qi Tian, and Xinggang Wang. 4d gaussian splatting for real-time dynamic scene rendering. In *Proceedings of the IEEE/CVF Conference on Computer Vision and Pattern Recognition*, pp. 20310–20320, 2024.
- Minye Wu, Yuehao Wang, Qiang Hu, and Jingyi Yu. Multi-view neural human rendering. In *Proceedings of the IEEE/CVF Conference on Computer Vision and Pattern Recognition*, pp. 1682–1691, 2020.
- Jinbo Yan, Rui Peng, Luyang Tang, and Ronggang Wang. 4d gaussian splatting with scale-aware residual field and adaptive optimization for real-time rendering of temporally complex dynamic scenes. In *ACM Multimedia 2024*.
- Zeyu Yang, Hongye Yang, Zijie Pan, Xiatian Zhu, and Li Zhang. Real-time photorealistic dynamic scene representation and rendering with 4d gaussian splatting. *arXiv preprint arXiv:2310.10642*, 2023.
- Ziyi Yang, Xinyu Gao, Wen Zhou, Shaohui Jiao, Yuqing Zhang, and Xiaogang Jin. Deformable 3d gaussians for high-fidelity monocular dynamic scene reconstruction. In *Proceedings of the IEEE/CVF Conference on Computer Vision and Pattern Recognition*, pp. 20331–20341, 2024.
- Alex Yu, Ruilong Li, Matthew Tancik, Hao Li, Ren Ng, and Angjoo Kanazawa. Plenotrees for real-time rendering of neural radiance fields. In *Proceedings of the IEEE/CVF International Conference on Computer Vision*, pp. 5752–5761, 2021.
- Zehao Yu, Anpei Chen, Binbin Huang, Torsten Sattler, and Andreas Geiger. Mip-splatting: Alias-free 3d gaussian splatting. In *Proceedings of the IEEE/CVF Conference on Computer Vision and Pattern Recognition*, pp. 19447–19456, 2024.

Richard Zhang, Phillip Isola, Alexei A Efros, Eli Shechtman, and Oliver Wang. The unreasonable effectiveness of deep features as a perceptual metric. In *Proceedings of the IEEE conference on computer vision and pattern recognition*, pp. 586–595, 2018.