

Closing the Chain: How to reduce your risk of being SolarWinds, Log4j, or XZ Utils

Sivana Hamer[✉], Jacob Bowen[✉], Md Nazmul Haque[✉], Chris Madden[‡], Robert Hines[‡], Laurie Williams[✉]

[✉]North Carolina State University, [‡]Yahoo Inc., [‡]Short Hill Advancements
{sahamer,jebowen2,mhaque4,lawilli3}@ncsu.edu, chris.madden@yahooinc.com, rmhines@shorthilladvancements.com

Abstract

Software supply chain frameworks, such as the US NIST Secure Software Development Framework (SSDF), detail *what tasks* software development organizations are recommended or mandated to adopt to reduce security risk. However, to further reduce the risk of similar attacks occurring, software organizations benefit from knowing *what tasks mitigate attack techniques* the attackers are currently using to address specific threats, prioritize tasks, and close mitigation gaps. **The goal of this study is to aid software organizations in reducing the risk of software supply chain attacks by systematically synthesizing how framework tasks mitigate the attack techniques used in the SolarWinds, Log4j, and XZ Utils attacks.** We qualitatively analyzed 106 Cyber Threat Intelligence (CTI) reports of the 3 attacks to gather the attack techniques. We then systematically constructed a mapping between attack techniques and the 73 tasks enumerated in 10 software supply chain frameworks. Afterward, we established and ranked priority tasks that mitigate attack techniques. The three mitigation tasks with the highest scores are role-based access control, system monitoring, and boundary protection. Additionally, three mitigation tasks were missing from all ten frameworks, including sustainable open-source software and environmental scanning tools. Thus, software products would still be vulnerable to software supply chain attacks even if organizations adopted all recommended tasks.

CCS Concepts

• **Software and its engineering** → **Development frameworks and environments**; **Risk management**; • **Security and privacy** → **Software and application security**.

Keywords

Software supply chain security, Empirical software engineering

1 Introduction

In software supply chain attacks, vulnerabilities are maliciously or accidentally introduced into dependencies, compromising direct or transitive dependents. Attackers exploit these software dependencies, the build infrastructure, and humans involved as attack vectors [34, 89]. While software supply chain attacks are not new, since 2020, high-profile incidents—such as those affecting SolarWinds, Log4j, and XZ Utils—have been discovered, compromising thousands of government, industry, and open-source organizations worldwide [16, 18, 69]. Trends, such as the annual detected malicious open-source packages rising from 929 in 2020 to 459,070 in 2024 [72, 73], indicate the growth of software supply chain attacks.

Tasks have been proposed and researched to reduce the risk of software supply chain attacks, including Software Bill of Materials (SBOM) creation, code signing, and reproducible builds. Government and industry have developed software supply chain risk management frameworks, compiling *what tasks software organizations should adopt* to reduce security risk. Notable frameworks include: US National Institute of Standards and Technology (NIST) Secure Software Development Framework (SSDF) [49], OpenSSF Scorecard [60], and Supply-chain Levels for Software Artifacts (SLSA) [78]. Regulations such as US Executive Order (EO) 14028 [81], US EO 14144 [82, 83], and the European Cyber Resilience Act (CRA) [24] mandate adopting software supply chain tasks.

Despite increased framework adoption [85], little work has evaluated software supply chain framework tasks against the mitigated threats. First, although work has evaluated threats through models and attack vectors [34, 58, 78], conducting risk assessment through attack techniques enables addressing specific threats by understanding what adversaries desire and do [48]. Hence, framework tasks can be selected to mitigate specific risks of attacks. Second, the Proactive Software Supply Chain Risk Management (P-SSCRM) [90] framework unified 10 prominent software supply chain frameworks and found 73 tasks. Given that organizations have limited budget, time, and resources for software supply chain security [70], adopting all 73 tasks is impractical. Thus, organizations benefit from a ranked priority to focus on essential mitigation tasks. Finally, without evaluating whether gaps exist for the framework tasks based on the attack techniques, software products could still be vulnerable to attacks. **The goal of this study is to aid software organizations in reducing the risk of software supply chain attacks by systematically synthesizing how framework tasks mitigate the attack techniques used in the SolarWinds, Log4j, and XZ Utils attacks.** We address the following research questions:

RQ1: *What are the attack techniques used in the SolarWinds, Log4j, and XZ Utils attacks?*

RQ2: *What software supply chain framework tasks mitigate attack techniques in the SolarWinds, Log4j, and XZ Utils attacks?*

RQ3: *Which software supply chain mitigation tasks are missing from the frameworks based on the SolarWinds, Log4j, and XZ Utils attacks?*

To that end, we meta-synthesized [67] the SolarWinds, Log4j, and XZ Utils attacks, which we call Attacks Under Study (AUS). We study [40] the AUS through 106 reports and collect adversarial events. We then mapped the adversarial events to attack techniques, detailing how attacks were carried out, using MITRE Adversarial Tactics, Techniques and Common Knowledge (MITRE ATT&CK) [42]. We then map the attack techniques to P-SSCRM tasks using four strategies. Afterward, we identify gaps in P-SSCRM (and transitively in the ten reference frameworks) by qualitatively

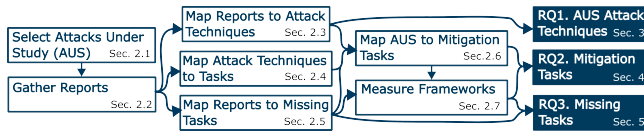


Figure 1: Research methodology flow chart

analyzing the CTI reports. Finally, we constructed an evidence-based listing of the most important tasks to adopt to mitigate current attack techniques in a ranked *starter kit* mapped to software supply chain frameworks with task and framework measures.

We found that the 3 AUS have a common set of 12 attack techniques leveraged by adversaries, including exploiting trusted relationships, obfuscating data, and compromising infrastructure. Only 34 out of 73 tasks in P-SSCRM mitigate AUS attack techniques. The *starter kit* tasks with the top three highest scores are role-based access control (E.3.3), system monitoring (D.2.1), and boundary protection (E.3.7). Finally, we found three missing tasks in P-SSCRM and, therefore, in all ten contributing frameworks. Hence, products of software organizations would still be vulnerable to attacks even if adopting all tasks in the 10 frameworks referenced in P-SSCRM.

In summary, we contribute: ① a systematic empirical procedure with measures to model how tasks mitigate attack techniques in software security attacks; ② a prioritized evidence-based list of *starter kit* tasks for software organizations to adopt for software supply chain attacks; ③ a list of mitigation tasks gaps in software supply chain frameworks from CTI reports; ④ event timelines of SolarWinds, Log4j, and XZ Utils mapped to attack techniques with associated threat models; and, ⑤ triangulated MITRE ATT&CK attack techniques to P-SSCRM tasks mappings.

The remainder of this paper is as follows. First, we detail our methodology (Sec. 2). After, we present our results (Sec. 3, 4, and 5). We then discuss our findings (Sec. 6) and limitations (Sec. 7). We finalize by describing related work (Sec. 8) and concluding (Sec. 9).

2 Methodology

In this section, we describe our meta-synthesis methodology that empirically constructs a model of how tasks mitigate attack techniques in software supply chain attacks. Meta-synthesis [67] is a secondary research method that summarizes qualitative data through qualitative methods. For example, we synthesized CTI reports (i.e., secondary data) with thematic analysis [15] (i.e., qualitative method). To increase transparency, we detail the authors' expertise in a **statement of positionality**. Six authors were involved in the research: two practitioners with more than two decades of experience in security; one who taught and researched security for two decades, publishing in security conferences; one who has taken graduate-level courses in security and conducted research for two years; and two advised by the other authors.

A methodology overview is shown in Fig. 1. Our process draws upon incident analysis, a process to prevent future incidents by identifying contributing factors [35], applied in incidents such as Therac-25 [36]. Incident analysis approaches define the scope, collect incident data, analyze incidents, determine causes, report results, and provide recommendations to industry [1]. In line, we start

by selecting the AUS (Sec. 2.1) and gathering CTI reports (Sec. 2.2). We then map reports to attack techniques (Sec. 2.3), construct an attack technique to task mapping (Sec. 2.4), and identify frameworks gaps (Sec. 2.5). Finally, we mapped the AUS to mitigation tasks (Sec. 2.6), and measured the frameworks (Sec. 2.7).

2.1 Select Attacks Under Study (AUS)

We define software supply chain attacks as incidents where vulnerabilities in dependencies are leveraged by adversaries in dependent systems¹. We reviewed the Cloud Native Computing Foundation (CNCF) catalog of compromises [14] and searched for attacks. We purposefully selected diverse and notable attacks in line with case studies [68]. We selected three cases as the AUS: SolarWinds, Log4j, and XZ Utils. First, the main initial attack vector [89] varied between the AUS, targeting the build infrastructure (SolarWinds), dependencies (Log4j), and humans (XZ Utils). Second, the attacks garnered a high degree of attention from the community due to the sophistication or the number of compromised organizations.

2.2 Gather Reports

We use Cyber Threat Intelligence (CTI) reports to retrospectively study [40] the AUS. CTI reports are compiled by organizations to share threat-related information [32]. Retrospective case studies are observational research where past cases are analyzed without researcher intervention [40]. We use CTI reports for three main reasons. First, interviewing either the adversaries, in some cases, are nation states and parties involved, which have been overwhelmed by the media, is legally and logistically difficult. Second, interviewing experts on the attacks would be complex as we would need to: (a) sample a small, hard-to-identify group of experts; and (b) conduct hours-long interviews as the attacks span years. Third, reports serve as a data source to analyze software engineering incidents [2] and CTI reports are a source of threat information [32]. To find reports of interest, we use multiple sampling strategies [7] to ensure we collect a diverse set of reports of the AUS and are not limited to one type of information source. Our sampling strategy focused on gathering information from expert sources. As discussed in the next paragraphs, we use three sampling strategies to find reports: from notable organizations (G1), are listed in NIST National Vulnerability Database (NVD) (G2), and from notable parties (G3). We then discuss how we select the reports we analyze.

Notable organizations (G1): We purposefully search for reports from notable software security organizations interested in software supply chain security. We selected four notable organizations to provide a diverse set in aim and scope: Cybersecurity and Infrastructure Security Agency (CISA) [21], a US government agency protecting against cybersecurity threats; MITRE [44], a non-profit research and development organization supporting government defense agencies; OpenSSF [59], a cross-industry community improving the security of open-source software; and the Linux Foundation [39], a non-profit organization supporting open-source development. Two researchers independently searched for reports about the AUS on each organization's website. We found 49 candidate reports: 25 of SolarWinds, 18 of Log4j, and 6 of XZ Utils.

¹We broaden prior definitions (e.g., [34, 55, 56]) as accidentally vulnerable components (e.g., Log4j) are also considered as software supply chain compromises by industry [73].

NIST NVD (G2): Vulnerability databases store vulnerability data, commonly cataloged through Common Vulnerabilities and Exposures (CVE) [45], publicly disclosed vulnerabilities. We selected NIST NVD [52] as the database is commonly used in industry [5]. Each CVE listed in NIST NVD contains public references provided by authorized entities to submit details about the vulnerability [46]. We gathered all listed references in the CVEs of SolarWinds (CVE-2020-10148), Log4j (CVE-2021-44228, CVE-2021-45046, CVE-2021-4104, CVE-2021-45105, CVE-2021-44832), and XZ Utils (CVE-2024-3094). We found 179 candidate reports: 2 of SolarWinds, 123 of Log4j, and 54 of XZ Utils.

Notable parties (G3): Since thousands of systems were compromised in the AUS, we focused on parties (organizations or people) targeted for initial access, involved, or discovered the incidents. The list of notable parties was compiled by two authors after analyzing G1 and G2 (Sec. 2.3) to have a deeper understanding of the AUS. The parties in: SolarWinds are FireEye and SolarWinds; Log4j are Apache, Alibaba, and Chen Zhaojun (disclosed vulnerability); and, XZ Utils are XZ Utils, LZMA, OSS-Fuzz, libsystemd, sshd, libarchive, Lasse Collins (original maintainer), Andres Freund (disclosed vulnerability), and Sam James (accidentally helped attacker). The first author manually looked at websites, pages, and repositories of or about the notable parties to find AUS related reports. We found 34 candidate reports: 14 of SolarWinds, 2 of Log4j, and 18 of XZ Utils.

Report selection. From G1, G2, and G3 we found 262 candidate reports. We select reports relevant to our study by applying the following inclusion criteria: (a) is in English; (b) is publicly available; (c) is not behind a paywall; (d) is not promotional material; (e) is unique; (f) contains CTI; (g) is related to the specific attack; (h) contains information about attack events or task recommendations; and (i) has text. Two researchers independently analyzed each criterion for each candidate article and used negotiated agreement [10] to discuss and reconcile disagreements. We selected 106 reports (29 G1, 55 G2, 22 G3): 30 for SolarWinds, 45 for Log4j, and 31 for XZ Utils. The full list is available in the supplemental material [3].

2.3 Map Reports to Attack Techniques

We qualitatively analyzed 106 reports using thematic analysis. Thematic analysis is a method to synthesize qualitative data to report themes within the data [15]. We therefore analyzed the 106 reports to understand the chain of events that transpired in the AUS with associated attack techniques to later map to tasks (Sec. 2.4). Our method had three phases: select an attack technique framework, analyze reports, and create themes with models.

Select an attack technique framework. We deductively code attack techniques using MITRE Adversarial Tactics, Techniques and Common Knowledge (MITRE ATT&CK) [42]. We used the provided taxonomy of tactics and techniques used by adversaries across the attack life cycle. Tactics describe the goals (“why”) and techniques detail the actions to achieve the goal (“how”). In some cases, techniques detail specific descriptions of adversarial behavior in sub-techniques. The identifiers are of the form *TAXXXX* for tactics, *TXXX* for techniques, and *TXXX.YYY* for sub-techniques. For example, attackers gain initial access (TA0001) to systems by leveraging trusted relationships (T1199). MITRE ATT&CK enterprise version v16.1 has 14 tactics, 203 techniques, and 453 sub-techniques.

We selected MITRE ATT&CK because it: (a) provides granular attack techniques; (b) is widely adopted by software security professionals; and, (c) is used for threat intelligence.

Analyze reports. We start our qualitative analysis by structuring our coding through a pilot. We selected five reports (four from XZ Utils and one from SolarWinds) that we considered of high quality, which two authors then qualitatively coded. Based on our experience, we extract: adversarial events, non-adversarial events, and task recommendations. Events, the basis of all incident analysis approaches, are defined as system state changes important enough to name [88]. In our case, adversarial events are events conducted by attackers. We give details about non-adversarial events and task recommendations in Sec. 2.4. Afterward, adversarial events are mapped to the 203 MITRE ATT&CK attack techniques and 453 sub-techniques, using explicitly provided identifiers if given. For example, an adversarial event is when “*APT29 [adversaries] was able to get SUNBURST signed by SolarWinds code signing certificates by injecting the malware into the SolarWinds Orion software lifecycle*”, and mapped to subvert trust controls (T1553).

Our qualitative analysis procedure of the 106 reports was as follows. First, two researchers independently qualitatively analyzed the 84 reports from strategies G1 and G2 (Sec. 2.2) following the structure and decided upon elements from the pilot. Each author independently read each report, collected events, organized events in timelines, mapped adversarial events to MITRE ATT&CK attack techniques, and revisited reports. After independently analyzing the 84 reports, the two researchers met to unify the adversarial events and mappings to MITRE ATT&CK attack techniques, negotiating disagreements [10]. We seek agreement rather than inter-rater reliability, as disagreements allowed us to improve points of confusion or tension [41]. Most of our disagreements arose from the granularity of the events and ambiguities in the reports about the AUS. When necessary, the authors consulted references in the reports and discussed issues with the team. As we strive for saturation, in the next phase, two researchers analyzed the remaining 22 reports from the G3 strategy (Sec. 2.2). We analyzed the remaining reports using the same procedure, and we reached theoretical saturation from the attacks. Finally, the first author revisited the attack technique mappings to improve consistency, which the second author checked. We found 316 unique adversarial events in SolarWinds, 45 in Log4j, and 168 in XZ Utils from the 106 reports.

Create themes with models. After, we grouped events into themes, which we call stages, to provide a broader view of the AUS. We additionally created threat models of the stages shown in Fig. 2 and discussed in Sec. 3. Threat models represent high-level threats to systems [63]. We additionally tagged at what level the adversarial event compromised the software supply chain as: dependency, dependent, or both. For example, we classified the prior example adversarial event to the *Sunburst* introduction phase and tagged the compromise at the dependency level. The authors discussed and created the themes. The first author then annotated the themes, and the second author checked all annotations.

2.4 Map Attack Techniques to Tasks

We map attack techniques with framework tasks to determine how to prevent future incidents [35]. As we want to improve the

Table 1: Ten referenced frameworks and P-SSCRM

Framework	Developed	Tasks in group			
		G	P	E	D
NIST 800-161 [50]	Government	20	10	9	5
EO 14028 [81]/SSDF [49]	Government	12	17	6	7
Self-Attestation [20]	Government	9	11	5	4
P-SSCRM [90]	Academia	23	19	23	8
OpenSSF Scorecard [60]	Open-source	0	6	2	1
BSIMM [9]	Industry	17	14	2	4
CNCF SSC [13]	Open-source	4	6	13	1
OWASP SCVS [61]	Open-source	1	5	5	0
S2C2F [58]	Open-source	3	7	3	2
SLSA [78]	Industry	2	1	3	0

Group: P = Product, E = Environment, G = Governance, D = Deployment

Framework focus indicated by the group with the highest number of tasks

security posture of software organizations and frameworks, we map mitigation tasks based on the latest frameworks. We curate an attack technique to task mapping through three steps: select a task framework, collect attack techniques to task mappings, and select attack techniques to task mappings.

Select a task framework: We leverage the Proactive Software Supply Chain Risk Management (P-SSCRM) [90] framework to deductively code software supply chain tasks. The framework maps bi-directionally equivalent tasks described in ten prominent referenced risk management software supply chain frameworks shown in Table 1. Two tasks are bi-directionally equivalent [51] if the tasks have the same meaning but use different wording or phrasing in the framework definitions. Each framework in P-SSCRM has a focus, as indicated by the group column, with the union of all providing a holistic view of software supply chain security. Note that SSDF [49] contains the EO 14028 [81] tasks. Each P-SSCRM task belongs to a group (high-level objective) and a practice (mid-level objective). The latest P-SSCRM version v1.01 contains 4 groups, 15 practices, and 73 tasks. In the task identifier (X.Y.Z), the X indicates the group, Y the practice, and Z the task. For example, to reduce risk in the product (P), vulnerable components and containers can be managed (P.5) by consuming SBOMs (P.5.1). We selected P-SSCRM because it: (a) contains only tasks for software supply chain attacks; and (b) maps to 10 prominent reference frameworks in unified tasks.

Collect attack technique to task mappings. P-SSCRM does not directly map to the attack techniques mitigated. We therefore created a MITRE ATT&CK attack technique to P-SSCRM task mapping. Creating a manual mapping between MITRE ATT&CK attack techniques and P-SSCRM tasks is complex as there are, without the gaps found (Sec. 2.5), 14,819 possible combinations (203 attack techniques \times 73 tasks). Additionally, mapping cybersecurity frameworks is subjective [51], thus, triangulation is needed to find where opinions converge. Triangulation is a technique that strengthens research design by using different research approaches [84]. In our case, we use methodological triangulation using four independent, systematic, and scalable strategies, which are: transitive (M1), Large Language Models (LLM) (M2), framework (M3), and reports (M4). We describe each strategy in the following paragraphs.

Transitive mappings (M1): Although there is no direct MITRE ATT&CK attack technique to P-SSCRM task mapping, transitive mappings between frameworks can be found. For example, we can map MITRE ATT&CK attack techniques \leftrightarrow NIST SP 800 53 \leftrightarrow NIST SSDF \leftrightarrow P-SSCRM tasks. Hence, we constructed a dataset to leverage the transitive mappings. We start by finding the mappings to MITRE ATT&CK and the ten referenced frameworks. We iteratively searched through web pages, Google searches, and documentation for mappings from and to the frameworks and found 183 framework-to-framework mappings.

We used the *networkx* package in *Python* to find all simple paths [53] between MITRE ATT&CK and P-SSCRM to find paths with no repeated frameworks. We set a cutoff value for the path length as the number of simple paths increases exponentially. We discarded superset simple paths as we wanted the shortest simple paths. For example, we discard the path MITRE ATT&CK \leftrightarrow NIST SP 800 53 \leftrightarrow NIST SSDF \leftrightarrow NIST 800 161 \leftrightarrow P-SSCRM as the simple path was a superset of our prior example. As more than 99% of simple paths with a length above 7 superset another shorter path, we selected 10 as a conservative threshold. We remained with 33 frameworks and 78 framework-to-framework mappings that generated 125 simple paths. We then collected the data, cleaned up inconsistencies, and found 17 simple paths with data. For the 108 simple paths without data, we manually checked the paths and found no data to create a transitive path in most cases (101 paths). For example, although a simple path exists between MITRE ATT&CK \leftrightarrow OWASP Community Attacks \leftrightarrow OWASP Cheat Sheets, no attack technique maps to an OWASP cheat sheet. Other reasons were differences in the data granularity (5 paths) and no end-to-end transitive data (2 paths). We provide the framework-to-framework mappings, simple paths, and data in our supplemental material [3]. We found 2,534 candidate attack technique to task mappings.

LLM mappings (M2): We leveraged LLM capabilities to find patterns in data to create attack technique to task mappings. We tested three models: ChatGPT gpt-4o-mini [57], VertexAI with gemini-1.5-pro [28], and Claude 3.5 Sonnet 2024-10-22 [4]. We selected the models as they provided APIs used in prior work [6, 92] or included grounded models [27]. To reduce bias in our prompt, available in supplemental material [3], we base the wording using the US NIST’s cybersecurity mapping standard [51] and the frameworks we are mapping [42, 90] using a Chain of Thought (CoT) prompt inspired from prior work [22]. We ask to find bi-directionally supportive relationships where a task mitigates an attack technique. We also ask the prompt to produce a binary answer [80] for a pair of attack technique to task mapping at a time to increase accuracy.

We choose the LLM based on a sample of attack technique to task mappings. We stratified our sample [7] based on the combinations of MITRE ATT&CK tactics and P-SSCRM groups to ensure we get pairs of each group. We then randomly selected, proportional to the size of the number of pairings, 150 samples to have at least one pair for each strata. For example, without the gaps (Sec. 2.5), there are 44 attack techniques in the defense evasion (TA0005) tactic and 23 tasks in the governance (G) group leading to $44 \times 23 = 1,012$ possible pairings. Considering some attack techniques belong to multiple tactics, the number of possible pairings across all groups is $73 \times 236 = 17,228$. The number of pairs for the strata

by proportional sampling is $\lceil \frac{1,012}{17,228} \times 150 \rceil = 9$. We tested both zero-shot and one-shot versions of the prompt in each model, generating 900 LLM responses. Two authors independently mapped if the task mitigated the attack technique for the 150 samples and negotiated disagreements. We selected ChatGPT GPT-4o-mini as the model with a zero-shot prompt as: (a) zero-shot outperformed one-shot, (b) 82% of the pairs were the same as the disagreement-resolved sample, and (c) the cost was only 3% of the other models. We, therefore, generated 2,259 attack technique to task mappings.

Framework mappings (M3): The MITRE ATT&CK framework also contains general software security mitigations, which we call tasks in this paper, that map to attack techniques. Thus, we map MITRE ATT&CK and P-SSCRM tasks and leverage the existing mapping (MITRE ATT&CK attack techniques \leftrightarrow MITRE ATT&CK tasks \leftrightarrow P-SSCRM tasks). We followed the NIST mapping standard [51], mapping set relationships between MITRE ATT&CK and P-SSCRM tasks, as there were few bi-directionally equivalent tasks. The first author created the MITRE ATT&CK and P-SSCRM task set mapping, which was then reviewed by the second author. We collected 548 candidate attack technique to task mappings.

Report mappings (M4): From the qualitative analysis (Sec. 2.3), we also extracted non-adversarial events and task recommendations manually mapped to the mitigated attack technique. For example, the non-adversarial event “*as part of our [SolarWinds] response to the SUNBURST vulnerability, the code-signing certificate used by SolarWinds to sign the affected software versions was revoked...*” is mapped to the subvert trust controls (T1533) and trusted relationship (T1199) attack techniques with the software release integrity (P.1.2) task. When available, we also extracted recommended tasks, which we defined as suggestions for mitigating the attacks. For example, a task recommendation in SolarWinds is “*organizations need to harden their build environments against attackers*” is mapped to the subvert trust controls (T1533) attack technique with CI/CD hosting and automation (E.2.4) task. We found 14 unique non-adversarial events in SolarWinds, 58 in Log4j, and 53 in XZ Utils. Meanwhile, we found 653 task recommendations in SolarWinds, 791 in Log4j, and 180 in XZ Utils. After removing duplicates, we collected 296 candidate attack technique to task mappings.

Select attack technique to task mappings. We found 5,628 candidate attack technique to task mappings from the four strategies, which resulted in 4,366 unique mappings after removing duplicates. We calculated Krippendorff’s alpha to determine the agreement between strategies, resulting in a value of 0.1, indicating slight agreement [26]. Hence, strategies are not substituting for each other, aligning with methodological triangulation [84]. We thus filter the attack technique to task mappings to select only agreed-upon mappings. We selected three strategies as our threshold to find where opinions converged while allowing us to find some differences between strategies. We, therefore, selected 235 attack technique to task mappings available in our supplemental material [3].

2.5 Map Reports to Missing Tasks

We gathered framework gaps by qualitatively analyzing the 106 reports (Sec.2.2). We intended to identify tasks missing from the ten referenced frameworks to consolidate the tasks into the software supply chain frameworks that software organizations adopt. First,

the two authors created candidate framework gaps when we found no appropriate MITRE ATT&CK attack techniques (Sec. 2.3) and P-SSCRM tasks (Sec. 2.4) when mapping the reports. Afterward, six authors met throughout several meetings to discuss: (a) if the additions were actual framework gaps; (b) how the changes would fit into the frameworks; and (c) the magnitude of the changes. We classified the magnitude of the changes into three types: (a) *full*, if a new attack technique or task was created; (b) *major*, if an existing attack technique or task scope was expanded; and (c) *minor*, if only the writing of the attack technique or task was changed. The disagreements [41] arose from the diversity of perspectives from the authors and the scope of tasks in P-SSCRM. The first author compiled the discussions into changes for MITRE ATT&CK and P-SSCRM, which the authors then discussed and refined. The first author then re-mapped the gaps in the reports, with another author reviewing the changes.

We performed two validity checks for our gaps. First, to ensure that the gaps were due to omissions in the ten referenced frameworks rather than mistakes in P-SSCRM, two authors checked the frameworks: (a) if there is no bi-directionally equivalent task for the *full* gaps; (b) if the expanded scope existed in the task for the *major* gaps; and (c) if the changed wording was absent in the referenced task for the *minor* gaps. The two authors then discussed each gap while consulting other authors and discarded gaps due to mistakes in P-SSCRM. Second, we contacted the authors of MITRE ATT&CK and P-SSCRM for feedback on the gaps. Both framework authors responded that the gaps are in queue for a future release. The suggested changes are available in the supplemental material [3].

Additionally, we constructed the attack technique to task mappings (Sec. 2.4) for the full gaps using the M2, M3, and M4 strategies. We could not apply the transitive strategy (M1) as none of the ten referenced frameworks mapped to the full gaps. Thus, we chose the convergence to be two to allow some strategy differences. We selected 16 attack techniques to full gaps mappings shared in the supplemental material [3].

2.6 Map AUS to Mitigation Tasks

To establish the mitigation tasks, we combined the attack techniques of each AUS (Sec. 2.3) with the attack technique to task mappings (Sec. 2.4 and 2.5). We thus create a transitive mapping as AUS attack techniques \leftrightarrow MITRE ATT&CK attack techniques \leftrightarrow P-SSCRM tasks and gap tasks. Aligned with software security rankings such as OWASP Top Ten [62], we rank tasks based on the current trends of the AUS. For each mitigation task, we calculate a score to rank the tasks by multiplying the number of AUS mitigated by the task with the number of attack techniques mitigated by the task. For example, the score of multi-factor authentication (E.1.3) is four as the task mitigates two AUS (SolarWinds, Log4j) and two attack techniques (T1078, T1098). Finally, we define our *starter kit* as the essential tasks a software organization should prioritize adopting to mitigate attack techniques. We selected the mitigation task with the top ten scores, as shown in Table 2. Ten was selected in line with other software security rankings like the OWASP Top Ten [62].

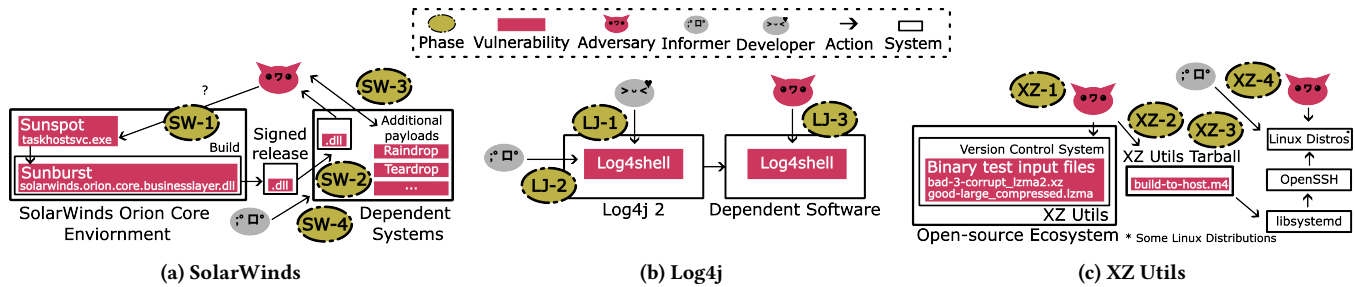


Figure 2: Threat models of the software supply chain attacks

2.7 Measure Frameworks

We collect three measures for each software supply chain framework: hit-count, coverage, and completeness. using the attack technique to task mappings (Sec. 2.4), we calculate *hit-count* as the number of framework tasks that mitigate attack techniques. For example, NIST 800-161 tasks mitigate 91 attack techniques out of 203 in MITRE ATT&CK. To calculate framework *coverage* and *completeness*, we first classify each mitigation task (Sec. 2.6) as matched, unused, or missing for the ten reference frameworks and P-SSCRM. A task is considered *matched* if it is: (a) included in the framework, and (b) mitigates an attack technique for the AUS. For example, NIST 800-161 includes role-based access control (E.3.3), which mitigates attack techniques in SolarWinds. A task is considered *unused* if it is: (a) included in the framework, and (b) does not mitigate an attack technique for the AUS. For example, NIST 800-161 includes the software license conflict (G.1.2) task, yet the task does not mitigate attack techniques in SolarWinds. Finally, a task is considered *missing* if it is: (a) not included in the framework, and (b) mitigates an attack technique for the AUS. For example, NIST 800-161 does not include the secure design review (P.2.1) task that mitigates attack techniques in SolarWinds. Finally, inspired by precision and recall, we calculate for each framework: (a) *coverage* – the number of matched tasks divided by the sum of matched and unused tasks; and (b) *completeness* – the number of matched tasks divided by the sum of matched and missing tasks.

3 RQ1 AUS Attack Techniques

What are the attack techniques used in the SolarWinds, Log4j, and XZ Utils attacks? We answer RQ1 by analyzing the MITRE ATT&CK attack techniques and tactics found from our qualitative analysis presented in Sec. 2.3. We narrate the phases with events for the AUS and present common trends across all AUS. The AUS threat models are shown in Fig. 2 and the full list of attack techniques is in the supplemental material [3]. New MITRE ATT&CK attack techniques are identified using T-newX, where X is a number.

SolarWinds. We found four stages in the incident (Fig. 2a): *Sunspot* introduction (SW-1), *Sunburst* introduction (SW-2), dependent exploitation (SW-3), and vulnerability discovery (SW-4). The adversaries leveraged 94 attack techniques, using all 14 tactics.

The attack started in September 2019 when the adversaries accessed the SolarWinds Orion Core environment (SW-1). The adversaries added the *Sunspot* malware, a file named *taskhostsv.exe*, used to insert *Sunburst*, a file named *solarwinds.orion.core.businesslayer.dll*

into the software build (T1195). The malware was likely developed by the adversaries (T1587). Using debugging privileges granted by the malware (T1134), *Sunspot* would monitor the *MsBuild.exe* (T1057) process used by *Visual Studio Code* when software is being built. Afterward, *Sunspot* would check that the backdoor code is compatible with a known source code file using an *MD5 checksum* (T1480). If so, the backdoor would then decrypt the *AES128-CBC* encrypted *Sunburst* (T1140) and modify the source code to contain the malware (T1565), taking advantage of the build tools (T1072). *Sunspot* masqueraded as a legitimate file with reasonable code (T1036), encrypted the logs generated (T1027), and removed created files (T1070). The adversaries first tested if source code modifications would be detected by developers by inserting empty classes (T1622) and started inserting *Sunburst* in February 2020. How *Sunspot* was introduced in the environment is still unknown.

From February to June 2020, the trojanized versions of SolarWinds were available (SW-2) that included the staged malware *Sunburst* (T1608) signed by SolarWinds (T1553). Thousands of SolarWinds dependents in public and private sectors adopted the trojanized version (T1199), which then lay dormant for up to two weeks in the systems (T1497). The malware would perform tasks the adversaries gave through command line arguments (T1059), including collecting system information (T1005), spawning processes (T1543), killing tasks (T1112), writing registry keys (T1112), and sending data (T1071, T1041). The traffic sent was encrypted (T1573), encoded (T1132), contained junk bytes (T1001), obfuscated (T1027), and matched the victim’s home country IP address (T1665, T1036). The malware collected process names hashed against hardcoded blocklists (T1057) and attempted to disable security services (T1562). *Sunburst* would then deliver additional payloads (T1105).

The adversaries started exploiting the dependents through the additional payloads (SW-3). Example payloads included *Teardrop*, *Raindrop*, *Cobalt Strike*, and *Sunshuttle*. The additional payloads used similar attack techniques as *Sunspot* and *Sunburst*, gathering information about the systems then exfiltrated while evading detection mechanisms. However, further attack techniques were used to exploit the systems. For example, credentials were stolen (T1078, T1539, T1558, T1589), manipulated (T1098, T1134, T1558), forged (T1550, T1606, T1558), compromised from services (T1555), and abused (T1548). The adversary accessed internal repositories (T1213), copied data (T1003), captured screens (T1113), collected emails (T1114), and extracted files (T1005). In December 2020, FireEye, a cyber security company, discovered the attack (SW-4).

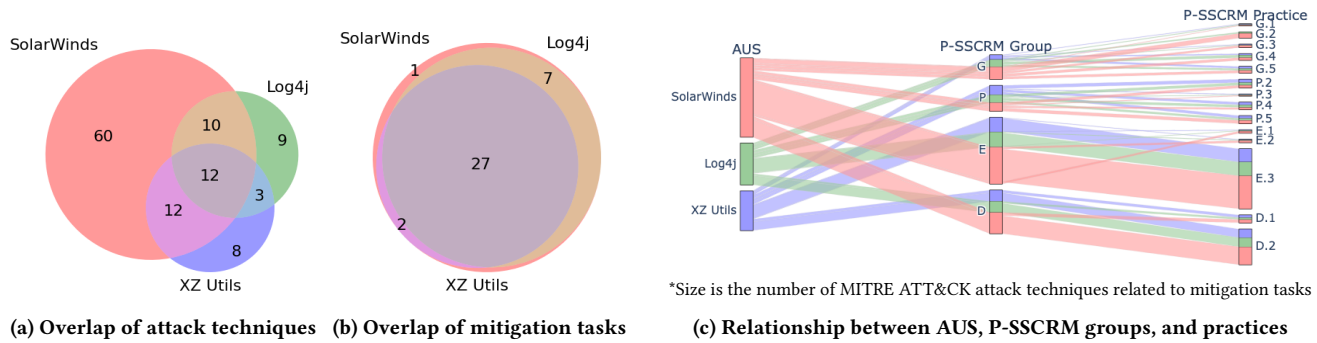


Figure 3: Trends in the MITRE ATT&CK attack techniques and P-SSCRM tasks for SolarWinds, Log4j, and XZ Utils.

Log4j. We found three stages in the incident (Fig. 2b): vulnerability introduction (LJ-1), vulnerability disclosure (LJ-2), and post-disclosure (LJ-3). We found 34 attack techniques and all 14 tactics.

The vulnerability was introduced (LJ-1) in 2013 when a member of the open-source community requested to add a Java Naming and Directory Interface (JNDI) lookup feature to ease data storage and retrieval of remote sources not part of the installed application. The same community member developed the feature in a patch accidentally containing vulnerable code. The Log4j development team reviewed and committed the patch, scheduling the feature for version 2.0-beta9.6. In November 2021, Chen Zhaojun, a security developer at Alibaba, reported the vulnerability in the JNDI feature to Apache (LJ-2). The Apache team started to devise a fix, tagging as a release candidate Log4j-2.15.0-rc1. However, adversaries were discussing in open forums (T1593) Proofs of Concept (PoC) of the exploit (T1588). Chen Zhaojun informed Apache the vulnerability was being discussed in forums. Thus, Apache publicly disclosed the vulnerability in CVE-2021-44228 and released a fix ahead of the scheduled version 2.15.0 in December 2021.

Subsequently, adversaries started exploiting the vulnerability (LJ-3). Adversaries gained initial access to systems through the Log4j vulnerability (T1195), which was as a widely used logging library by Apache and thus subsequently trusted (T1199). The adversaries used specially crafted input to inject content (T1659) to exploit the vulnerability. Several additional vulnerabilities were found and subsequently exploited. An incomplete fix for CVE-2021-44228 resulted in CVE-2021-45046 being discovered, while CVE-2021-45105 and CVE-2021-44832 were discovered for other vulnerabilities on top of CVE-2021-45046. Additionally, CVE-2021-4104 was discovered, affecting the deprecated Log4j version 1. Applications were scanned to identify vulnerable systems (T1595), which resulted in the exploitation of public-facing applications (T1190). Adversaries used the vulnerabilities to enable attacks, including remote code execution (T1210), arbitrary code execution (T1203), data leakage (T1041), botnet malware (T1584), cryptocurrency miners (T1496), denial of service (T1499), and ransomware payloads (T1486). Other existing vulnerabilities were also leveraged in attacks (T1588) and additional payloads uploaded (T1105). The adversaries evaded defense mechanisms (e.g., T1027, T1036, T1078) and established persistence mechanisms (T1053, T1505, T1078) within the attacked systems.

XZ Utils. We grouped the incident into four stages (Fig. 2c): became maintainer (XZ-1), backdoor introduction (XZ-2), backdoor

improvement (XZ-3), and vulnerability discovery (XZ-4). We found 35 attack techniques, using 11 tactics. The excluded tactics were collection (TA0009), exfiltration (TA0010), and impact (TA0040).

In October 2021, the adversaries started to become maintainers of XZ Utils (XZ-1). Jia Tan, an identity used by the adversaries, created a sock puppet account on GitHub (T1585), possibly impersonating someone (T1656). The developer started by cultivating relationships (T1585) in the XZ Utils and *libarchive* projects by contributing patches. Jia Tan also tested *libarchive* capabilities (T1622) by introducing a vulnerability by replacing a safe print with an unsafe variant. In April 2022, Jia Tan first sent another patch to XZ Utils mailing list. Then, Jigar Kumar and Dennis Ens, suspected sock puppet accounts (T1585), sent emails for several months pressuring (T-new1) Lasse Collin, the maintainer of XZ Utils, to make Jia Tan a maintainer. By June 2022, Lasse Collin informs that maintainer changes are in progress. Jia Tan was then added to the GitHub organization (T1072) and continued contributing (T1585), becoming deeply involved and aware of the security of XZ Utils (T1592). Additionally, Jia Tan changed the primary email address in Google's *oss-fuzz* of XZ Utils to themselves (T1548).

The adversaries then started contributing changes related to the backdoor (XZ-2). The complete exploit was introduced in February 2024 when Jia Tan took advantage of binary test files that were stored in a repository directory (T1553) and added two binary test input files for the backdoor (T1027): *bad-3-corrupt_lzma2.xz* and *good-large_compressed.lzma*. Jia Tan then published in v5.6.0 the complete backdoor (T1195), including a *build-to-host.m4* file that activates the backdoor in the binary test input files (T1608). The adversaries took advantage that XZ Utils is a valuable compression utility dependency as several high-profile systems, such as Debian, are dependents (T1199). Note that other changes were committed to the repository starting June 2023 to prepare for the backdoor (T1622). The backdoor, in a series of rounds, ingress (T1105) obfuscated binary files (T1027) that are then deobfuscated (T1140) by string substitutions and offsets through shell scripts (T1059). The script then added lines to the *Makefile* of *liblzma* (T1608) to call a *crc64_resolve* function in *liblzma_la-crc64-fast.o* before trust controls for critical functions are set as read-only (T1553). Thus, the values for *RSA_public_decrypt* for *sshd* are changed to a nefarious version (T1543). Hence, allowing adversaries to execute remote code (T1210) and allow interactive sessions (T1556) using specific

Table 2: Top ten mitigation tasks in the starter kit.

Score	Task	SW	L4	XZ	Level	Gap
90	E.3.3	✓	✓	✓	↕	●
87	D.2.1	✓	✓	✓	↕	●
75	E.3.7	✓	✓	✓	↕	●
33	E.3.6	✓	✓	✓	↕	●
27	E.3.11	✓	✓	✓	↕	○
18	P.5.2	✓	✓	✓	↕	●
18	P.2.1	✓	✓	✓	↕	●
15	E.3.4	✓	✓	✓	↕	●
12	G.2.6	✓	✓	✓	↕	●
12	D.1.2	✓	✓	✓	↕	●

SW = SolarWinds, L4 = Log4j, XZ = XZ Utils.

✓ : Mitigates AUS. Mitigation level: ↑ = Dependency, ↓ = Dependent, ↕ = Both.

Gap: ○ = Full, ● = Major, ◐ = Minor, ● = None.

(T1546) encrypted and signed payloads (T1573). To evade detection, the backdoor is only activated on specific conditions (T1480), masqueraded as legitimate test files (T1036), disabled linker optimizations (T1562), and removed indicators (T1070). Lasse Collin was on an internet break when the backdoor was introduced (T-new2). Still, the backdoor had implementation issues that led to reported crashes in Linux distributions such as Red Hat and Gentoo.

A new version of the backdoor was developed (XZ-3) in v5.6.1 (T1608) in March 2024, fixing some of the *ifunc* bugs, serving as a misdirection (T1036). The backdoor was slightly improved, and among the changes, an extension mechanism (T1505) was added, allowing adversaries to add new test files and not regenerate existing ones for the attacks. The files are found (T1083) offsetting bytes matched to a format. New accounts were created (T1585) to pressure dependents to update to the new version (T-new1). Still, due to the backdoor performance, Andres Freund, a Microsoft developer, notified and published a report about the attack in March 2024 (XZ-4) before exploitation of systems occurred.

Across AUS. We found 114 unique attack techniques out of the 203 MITRE ATT&CK attack techniques in the AUS. Out of the 114 attack techniques, 12 were leveraged in all 3 AUS as shown in Fig. 3a. We also gathered if the compromised component was a dependent, dependency, or both, for each adversarial event. The 12 attack techniques leveraged in only dependent components are: encrypted channels (T1573), remote services (T1021), ingress tool transfer (T1105), and command and scripting interpreter (T1059). Meanwhile attack techniques leveraged in both components are: trusted relationships (T1199), supply chain compromise (T1195), abuse elevation control mechanisms (T1548), obfuscated files or information (T1027), deobfuscation (T1140), masquerading (T1036), compromise infrastructure (T1584), and develop capabilities (T1587).

Key Insights: Attack techniques used in software supply chain attacks are diverse (114 unique attack techniques across all AUS) and complex (a minimum of 34 attack techniques in an AUS). Still, 12 attack techniques also overlap across the AUS.

Table 3: The hit-count (HC), coverage % (CV), and completeness % (CM) of the frameworks for the AUS.

Frameworks	SW		L4		XZ		CM
	HC	CV	CM	CV	CM	CV	
NIST 800-161	91	57	68	55	71	45	69
EO 14028/SSDF	22	51	51	49	53	46	59
Self-Attestation	22	55	43	55	47	48	48
P-SSCRM	97	42	92	39	91	32	90
OpenSSF Scorecard	9	67	16	56	15	44	14
BSIMM	18	47	46	44	47	39	48
CNCF SSC	49	48	35	44	35	30	28
OWASP SCVS	6	50	19	50	21	36	17
S2C2F	10	41	19	41	21	35	21
SLSA	2	50	8	50	9	33	7

Top three scoring framework

Bottom three scoring framework

4 RQ2 Mitigation Tasks

What software supply chain framework tasks mitigate attack techniques in the SolarWinds, Log4j, and XZ Utils attacks?

We answer RQ2 by analyzing mitigation tasks from Sec. 2.6 and framework hit-count and coverage from Sec. 2.7. We detail mitigation tasks, starter kit tasks, and framework hit-count and coverage.

Mitigation tasks. We found 37 tasks that mitigate attack techniques of the AUS. Out of the 37 mitigating tasks, 34 are mapped to P-SSCRM. We detail the missing mitigating tasks in Sec. 5. Thus, only 34 out of the 73 P-SSCRM tasks mitigate attack techniques of the AUS. Out of the 37 mitigation tasks, 37 tasks mitigate attack techniques in SolarWinds, 34 mitigate Log4j, and 29 mitigate XZ Utils. Fig. 3b shows the overlap of the mitigation tasks across AUS. Only 27 tasks mitigate attack techniques in all 3 AUS. Also, the SolarWinds tasks are a superset of the Log4j and XZ Utils tasks. Fig. 3c shows the relationship between P-SSCRM groups and practices for the attack techniques of each AUS. Tasks of all four P-SSCRM groups mitigate attack techniques of the AUS. The environment (E) is the group with the highest number of attack techniques mitigated by tasks due to the secure software development environment (E.3) practice. The second highest group is the deployment (D), mainly due to the monitoring intrusions or violations (D.2) practice. We found mitigation tasks in 14 out of the 15 practices, excluding the developing security requirements (P.1) practice.

Starter kit tasks. The mitigating tasks with the top ten highest scores for the *starter kit* are shown in Table 2. The top five *starter kit* tasks are: role-based access control (E.3.3) system monitoring (D.2.1), boundary protection (E.3.7), monitor changes to configuration settings (E.3.6), and environmental scanning tools (E.3.11). Four of the top five *starter kit* tasks are within the software development environment (E.3) practice. The bottom five *starter kit* tasks are: security design review (P.2.1), dependency update (P.5.2), information flow enforcement (E.3.4), protect information at rest (G.2.6), and risk-based vulnerability remediation (D.1.2). For each task, we use the attack techniques associated adversarial event compromised component to determine whether the mitigation applied to the dependent, dependency, or both. All ten *starter kit* tasks mitigate attack techniques at both the dependency and dependent levels.

Framework hit-count and coverage. The framework hit-count and coverage is shown in Table 3. We ordered the frameworks based on the number of times the framework is in the top-three minus the bottom-three for coverage and completeness. For example, OpenSSF Scorecard is in two top-three scoring frameworks and three bottom-three, hence the difference is $2 - 3 = -1$. In case of a tie, the average of the framework measures is used. A higher hit count indicates that more attack techniques are covered by the tasks of the framework. The referenced framework with the highest hit count was NIST 800-161, while the lowest was SLSA. On average, frameworks mitigate 25.1 attack techniques out of the 203 in attack techniques.

Meanwhile, higher coverage indicates that when adopting all tasks in a framework, more mitigation tasks are adopted. Thus, based upon our results, software organizations are adopting fewer unused tasks. NIST 800-161 and Self-Attestation for all three AUS have one of the three highest coverages. Meanwhile, Cloud Native Computing Foundation (CNCF) SSC and OpenSSF Secure Supply Chain Consumption Framework (S2C2F) have the lowest coverage overall for the AUS, ranking for two AUS in the bottom-three. No framework has coverage that exceeds 67% for any AUS. Hence, based on our results, at least a third of the tasks are unused for the AUS. The AUS with the highest framework coverage is SolarWinds, followed by Log4j, and finally XZ Utils. Additionally, hit-count and framework coverage provided different rankings of the frameworks. For example, CNCF SSC has the second highest hit-count of the frameworks, yet is of the lowest ranking in coverage. Hence, frameworks that mitigate more attack techniques do not necessarily mitigate more attack techniques used in the AUS.

Key Insights: Less than half of the referenced frameworks' tasks mitigate AUS attack techniques (34 out of 73 tasks). The top three mitigation tasks in the starter kit are role-based access control, system monitoring, and boundary protection.

5 RQ3 Missing Tasks

Which software supply chain mitigation tasks are missing from the frameworks based on the SolarWinds, Log4j, and XZ Utils attacks? We answer RQ3 by analyzing the task gaps from Sec. 2.5 and framework completeness from Sec. 2.7. We describe framework completeness, P-SSCRM gaps, and industry-wide tasks.

Framework completeness. The referenced frameworks' completeness for each AUS is shown in Table 3. Higher completeness indicates that when adopting all tasks in a framework, there are fewer missing mitigation tasks. Hence, organizations would be less vulnerable to software supply chain attacks when implementing all the tasks in the framework. NIST 800-161 and EO/SSDF have one of the highest completeness for the three AUS. OWASP SCVS, OpenSSF Scorecard, and SLSA have one of the lowest completeness scores across all three AUS. Out of the referenced frameworks, only NIST 800-161 has scored above or equal to 68% for the three AUS. Five of the ten referenced frameworks have an average completeness score below 40%. Hence, half referenced frameworks are missing more than 60% of mitigating tasks on average. The average completeness differs for less than 2% between the AUS.

Gaps in P-SSCRM. As P-SSCRM is the union of the ten referenced frameworks, any missing task is a gap across all the referenced frameworks. Thus, organizations would still be vulnerable to software supply chain attacks even after adopting all tasks enumerated in P-SSCRM. We classified each gap we found into a full, major, or minor gap with the referenced CTI reports available and description in the supplemental material [3].

We found three *full gaps*, new tasks, in P-SSCRM and we created new identifiers for each. The completeness of P-SSCRM ranges from 90% to 92%, as shown in Table 3. The full gaps are as follows:

- *Sustainable open-source software* (G.5.5). Open-source is not a supplier, as no contractual relationship exists between dependencies and dependents. Thus, security cannot be shifted as the responsibility of open-source, and instead, organizations should be responsible consumers and sustainable contributors. Mechanisms mentioned included donating, paying open-source developers more, channeling funds to projects, fundraising for regular audits of critical projects, and having paid staff.
- *Environmental scanning tools* (E.3.11). Automated scanning tools can detect anomalies and undesired behaviors in each environment, including development, build, testing, and deployment. For example, tools to remove viruses, scan files downloaded from the internet before execution, detect signatures of anomalous payloads, and identify changes in configuration settings. The full gap is within the *starter kit* tasks.
- *Response partnerships* (D.1.7). Partners can help during vulnerability response by providing information about compromises, enabling improved response efforts, and collaborating in dealing with attacks. Adversaries are only empowered when no collaboration exists between software organizations.

We only found one *major gap*, expanding the scope of an existing task, in P-SSCRM for dependency updates (P.5.2). The task did not include staging or flighting releases when adopting component changes. The task was notably used in XZ Utils in some distributions, such as Debian, reducing the number of affected dependent systems and is in the *starter kit*. Finally, we also updated five tasks from the *minor gaps*, improving the tasks descriptions. For example, specifying firewalls in boundary protection (E.3.7). Three of the five tasks with minor gaps are in the *starter kit*.

Industry-wide tasks. We found seven industry-wide efforts to help the software supply chain community mentioned in the CTI reports we analyzed (Sec. 2.4) that fall outside the scope of P-SSCRM to provide organizations with proactive security risk reduction tasks. The task are identified in the form I.X. The CTI report references available in the supplemental material [3] and the industry-wide tasks are explained below:

- *Create and join task forces* (I.1). When high-profile incidents are discovered, the effort, resources, policies, collaboration, and culture required to eradicate the vulnerability transcend an organization. Unified task forces, such as the US Cyber Safety Review Board and OpenSSF, that have been created can aid.
- *Create and evolve frameworks* (I.2). Frameworks for software supply chain security, such as the ten referenced frameworks in P-SSCRM, should be created to aid organizations. At the same time, current frameworks should continue to evolve, be extended,

and improved in new versions. Framework adoption should be practical and encouraging.

- *Create and improve tools* (I.3). The industry should create and improve tools to reduce the manual effort required in detecting vulnerabilities, changing dependencies, scanning weaknesses, increasing security guarantees provided, and measuring tasks. The tools should also be usable and acceptable for adopters.
- *Create and improve regulations* (I.4). Regulations should be created and extended to cover software supply chain security that incentivizes good actions. For example, prompt disclosure should be incentivized rather than sanctioning companies disclosing vulnerabilities such as in Log4j.
- *Expand investments* (I.5). Education, government, and research investments should be expanded. The investments include improving curricula, integrating training during degrees, providing grants, funding projects, and researching novel approaches.
- *Analyze incidents* (I.6). Without learning from the attacks, past mistakes leading to the software supply chain incidents are bound to be repeated. Therefore, the industry can reflect on opportunities to improve the security posture.
- *Foster a supportive community* (I.7). Adversaries prey upon developers through social engineering attacks, while victims targeted are subjected to scrutiny, speculation, increased demands, and professional burnout. Software supply chain security cannot sustain a model without fostering a community prioritizing mental health, empathy, and members' long-term care.

Key Insights: We found three missing tasks in P-SSCRM and, therefore, in all ten contributing frameworks. Hence, products of software organizations would still be vulnerable to attacks even if adopting all tasks in the ten referenced frameworks.

6 Discussion

Based on our findings, we provide the following recommendations for software organizations, framework authors, and researchers.

Software organizations should prioritize adopting *starter kit* tasks. In Sec. 4, we found the top ten mitigation tasks we gathered in a *starter kit*. We recommend that software organizations prioritize adopting the tasks based on the ranking. Notably, open source software projects that lack time and resources.

Interestingly, most of the *starter kit* tasks apply to broader software security rather than being specific to the software supply chain security and we hypothesize two reasons. First, software security and software supply chain security risks are similar. For the same reason, *starter kit* tasks are related to the OWASP Top 2021 categories [62]. For example, role-based access control (E.3.3) with broken access control (A01:2021), system monitoring (D.2.1) with security logging and monitoring failures (A09:2021), and dependency update (P.5.2) with vulnerable and outdated components (A06:2021). Second, before mitigating software supply chain attacks, common software security tasks should be addressed. Therefore, software supply chain specific tasks are aspirational and forward-looking. Additionally, as we select tasks that mitigate attack techniques, the tasks we find are also technical. Hence, tasks that support the entire software supply chain effort, likely in the governance (G) P-SSCRM group, are not found in our approach.

Another intriguing observation is that we found tasks from all four P-SSCRM groups in the *starter kit*. Thus, software supply chain security also requires defense-in-depth. For the same reason, referenced frameworks with higher coverage and completeness did not have a “weak link group” with few tasks. For example, each P-SSCRM group in Self-Attestation, one of the three frameworks with no bottom-three score, has at least four tasks (Table 1). Software organizations can consider the coverage and completeness measures when selecting a framework. Organizations starting to adopt referenced frameworks should focus on coverage to use resources more effectively. Meanwhile, more mature organizations should focus on completeness to reduce gaps within the frameworks and use a union of frameworks to minimize each gap. Finally, platforms and ecosystems should support and enable prioritized tasks, similar to how GitHub enforces Multi-Factor Authentication.

Framework authors should add appropriate mitigation tasks to improve the frameworks. In Sec. 4 and 5, we found mitigation and gaps tasks for the AUS. We recommend that each framework add appropriate mitigation tasks, based on the framework's focus shown in Table 1. We take into consideration such differences in our following recommendations.

For SLSA, the low completeness is due to SLSA v1.0 removing tasks [79]. Additionally, as the authors plan to align and combine SLSA and S2C2F [87], the coverage and completeness of the updated SLSA should improve. We additionally recommend, in line with SLSA focus of securing the build integrity, to also include the secured orchestration platform (E.2.5) task. Due to the low completeness, we recommend including and researching more automated measures in OpenSSF Scorecard, in line with the referenced framework use case. Still, as the framework also achieves higher coverage, at least 44% of tasks mitigate attack techniques in the AUS. Meanwhile, NIST 800-161 achieved the highest coverage due to the framework scope, including manufacturing and hardware. Lastly, as US NIST SSDF is a set of fundamental software security tasks [49], we recommend US NIST SSDF to incorporate the top five *starter kit* tasks, as none are included in the framework.

We found three full gaps in P-SSCRM, which are being integrated by the authors in an update. Interestingly, the gaps we found have been investigated outside of the analyzed reports from which we collected the gaps. For example, environmental scanning tools have been studied [37]. Hence, task gaps are not software security knowledge gaps, but rather gaps in the referenced frameworks. Additionally, for the industry-wide tasks out of scope for P-SSCRM, an I-SSCRM (industry-wide) framework should be created to centralize efforts. Future research should study and expand tasks in I-SSCRM. The community should also be involved with I-SSCRM tasks that are transversal and support P-SSCRM tasks. Still, prior work has found that getting industry-wide participation is one of the top five challenges for software supply chain security [23], hence such effort is not trivial and will require time.

Researchers should continue gathering threat intelligence trends for software supply chain attacks. In Sec. 3, we found the attack techniques used in each AUS. We recommend that researchers focus on mitigating the 12 attack techniques that overlap between the AUS and leveraging our insights about the attacks.

Yet, more research is required. Attacks should continue to be analyzed, particularly high-profile incidents. As frameworks tasks

will evolve and new notable attacks emerge, we plan to annually replicate our methodology to update the *starter kit* tasks. We will also include in a future iteration more measurement approaches, such as MITRE's Top ATT&CK Techniques [47]. We have also shared in supplemental material our analysis scripts to enable others to replicate and extend our research [3]. Second, research should automate software supply chain threat intelligence insights. We decided for our research design to manually analyze the events in the AUS to have granular and high-quality data. Still, future work can use existing attack technique-level automated techniques [66], automate event-level analysis, or explore other approaches. Additionally, work can leverage the attack technique to task mappings we constructed [3]. CTI reports should also provide explicit attack techniques mappings and frameworks attack technique to task mappings to ease analysis. Finally, our work provides a foundation for future work to investigate further the attacks, including researching why the events happened, what alternative attack techniques adversaries could have employed, or how effective the tasks are.

7 Limitations

The following are the limitations of our study.

Generalizability. The findings of the software supply chain attacks are limited to the AUS. However, as we deliberately choose the AUS, we account for the limitation by selecting representative high-profile examples for each main software supply chain attack vector [89]. Another limitation is the generalizability outside of the CTI reports gathered. We mitigate the threat by using three independent sampling strategies to find reports (Sec. 2.2) and achieve saturation after analyzing the G3 reports (Sec. 2.3).

Interpretation. As we qualitatively analyzed the CTI reports, we are subject to and acknowledge biases in interpretation. At least two researchers were involved in the qualitative analysis to reduce biases until agreement was achieved. We state the authors' expertise to increase transparency (Sec. 2). Finally, we share our data and scripts to improve transparency and adoption [3].

Credibility. Consistent with prior work [11], we rely on the quality and credibility of the CTI reports analyzed. We mitigate the threat by sampling reports from expert sources (Sec. 2.2). Creating a credible attack technique to task mapping at scale is subject to biases. We mitigate biases by using four independent strategies to gather candidate mappings to provide diverse opinions and find convergence (Sec. 2.4). Other candidate mapping strategies approaches may be integrated to extend our work.

8 Related Work

Software supply chain tasks and frameworks. Software supply chain research has studied the practitioner task adoption challenges [25, 33, 74], tasks adoption [8], tooling deficiencies [91], and tasks effectiveness [29]. Tools to implement tasks, such as *sigstore* [54] and *in-toto* [86], have also been proposed. The most similar work to ours is by Zahan et al. [93] that prioritized OpenSSF Scorecard tasks based on security outcomes. Instead, we create a *starter kit* that ranks the P-SSCRM tasks, which include OpenSSF Scorecard, based on the mitigated attack techniques from three AUS. Furthermore, research has also systematized and categorized the software supply chain in mappings between: attack vectors to

tasks [34], security properties to frameworks [56], and core software supply chain elements to tasks [31]. Additionally, bi-directionally equivalent tasks of frameworks have been mapped [90]. Our work leverages and builds upon prior work. Yet, we differ as we map attacks to attack techniques to provide more granular detail of the attacks, we then systematically map to mitigation framework tasks. **Software security incident analysis.** Software security research has investigated attacks. Particularly, the three AUS have been priorly investigated [12, 30, 38, 64, 65, 71]. Yet, few studies have focused on collecting the attack techniques leveraged. We found only 6 out of 106 CTI reports explicitly indicating attack techniques for the SolarWinds and Log4j incidents. Notably, MITRE [43] and CISA [17, 19] synthesized reports of the SolarWinds incident. Our work builds upon such work, combining all 106 CTI reports to strive for theoretical saturation of all the AUS. Furthermore, we enhance the synthesis by mapping the AUS to framework tasks with an evidence-based *starter kit* and evaluating the frameworks.

Software security framework evaluation. Prior work has also evaluated the content of security frameworks [75–77]. The most similar work is by Chen et al. [11] investigating Internet of Things frameworks, including a retrospective evaluation of vulnerability prevention. In line with prior work, we also evaluate software security frameworks, specifically software supply chain frameworks. We further enhance prior work by providing a novel, granular evaluation procedure for software security frameworks through the mappings between attack techniques and tasks.

9 Conclusion

With the rise of software supply chain attacks, frameworks have been developed to provide *what tasks software organizations should or must adopt* to reduce software security risk. Still, software organizations would also benefit from knowing *what tasks mitigate attack techniques* currently used by attackers. In this empirical study, we systematically synthesize how framework tasks mitigate the attack techniques in the SolarWinds, Log4j, and XZ Utils attacks. We analyzed 106 CTI reports, mapped reports to 203 attack techniques, mapped attack techniques to 73 tasks, identified framework gaps from reports, and established a ranked *starter kit* for organizations. We found that across all attacks, there is a common set of 12 attack techniques. The top ten mitigating tasks in the *starter kit* included role-based access control (E.3.3), system monitoring (D.2.1), and boundary protection (E.3.7). We also found three missing tasks in P-SSCRM and thus in the ten referenced frameworks. Thus, software products would still be vulnerable to software supply chain attacks even if organizations adopted all recommended tasks.

Acknowledgments

The work was supported and funded by the National Science Foundation Grant No. 2207008 and the North Carolina State University Goodnight Doctoral Fellowship. Any opinions expressed in this material are those of the authors and do not necessarily reflect the views of any of the funding organizations. We profoundly thank the Realsearch, WSPR, and S3C2 research group members, visitors, and collaborators for their support and feedback.

References

- [1] Paschal C. Amusuo, Aishwarya Sharma, Siddharth R. Rao, Abbey Vincent, and James C. Davis. 2022. Reflections on software failure analysis. In *ACM Joint European Software Engineering Conference and Symposium on the Foundations of Software Engineering* (Singapore). Association for Computing Machinery, New York, NY, USA, 1615–1620.
- [2] Dharun Anandayuvraj, Matthew Campbell, Arav Tewari, and James C Davis. 2024. FAIL: Analyzing Software Failures from the News Using LLMs. In *IEEE/ACM International Conference on Automated Software Engineering* (Sacramento, CA, USA). Association for Computing Machinery, New York, NY, USA, 506–518.
- [3] Anonymous Authors. 2025. Supplemental material. <https://figshare.com/s/0e1042ddd0edd1d1b903>.
- [4] Anthropic. 2025. Claude Sonnet. <https://www.anthropic.com/claude/sonnet>.
- [5] Afsah Anwar, Ahmed Abusnaina, Songqing Chen, Frank Li, and David Mohaisen. 2021. Cleaning the NVD: Comprehensive quality assessment, improvements, and analyses. *IEEE Transactions on Dependable and Secure Computing* 19, 6 (2021), 4255–4269.
- [6] Jaehyeon Bae, Seoryeong Kwon, and Seunghwan Myeong. 2024. Enhancing software code vulnerability detection using gpt-4o and claude-3.5 sonnet: A study on prompt engineering techniques. *Electronics* 13, 13 (2024), 2657.
- [7] Sebastian Baltes and Paul Ralph. 2022. Sampling in software engineering research: A critical review and guidelines. *Empirical Software Engineering* 27, 4 (2022), 94.
- [8] Giacomo Benedetti, Oreofe Solarin, Courtney Miller, Greg Tystahl, William Enck, Christian Kästner, Alexandros Kapravelos, Alessio Merlo, and Luca Verderame. 2025. An Empirical Study on Reproducible Packaging in Open-Source Ecosystems. In *International Conference on Software Engineering (ICSE)*. IEEE, Los Alamitos, CA, USA, 1052–1063. doi:10.1109/ICSE55347.2025.00136
- [9] Black Duck. 2022. Building Security in Maturity Model. <https://www.blackduck.com/services/security-program/bsimm-maturity-model.html>.
- [10] John L Campbell, Charles Quincy, Jordan Osserman, and Ove K Pedersen. 2013. Coding in-depth semistructured interviews: Problems of initialization and inter-coder reliability and agreement. *Sociological methods & research* 42, 3 (2013), 294–320.
- [11] Jesse Chen, Dharun Anandayuvraj, James C Davis, and Sazzadur Rahaman. 2024. On the Contents and Utility of IoT Cybersecurity Guidelines. *Proceedings of the ACM on Software Engineering* 1, FSE (2024), 1400–1423.
- [12] Partha Das Chowdhury, Mohammad Tahaei, and Awais Rashid. 2022. Better Call Saltzer & Schroeder: A Retrospective Security Analysis of SolarWinds & Log4j. arXiv:2211.02341 [cs.SE] <https://arxiv.org/abs/2211.02341>
- [13] Cloud Native Computing Foundation. 2020. Software Supply Chain Best Practices. https://project.linuxfoundation.org/hubs/CNCF_SSCP_v1.pdf.
- [14] Cloud Native Computing Foundation. 2024. Catalog of Supply Chain Compromises. <https://tag-security.cncf.io/community/catalog/>.
- [15] Daniela S. Cruzes and Tore Dyba. 2011. Recommended Steps for Thematic Synthesis in Software Engineering. In *International Symposium on Empirical Software Engineering and Measurement*. IEEE, 275–284. doi:10.1109/ESEM.2011.36
- [16] Cyber Safety Review Board. 2022. Review of the December 2021 Log4j Event. https://www.cisa.gov/sites/default/files/publications/CSRB-Report-on-Log4j-July-11-2022_508.pdf.
- [17] Cybersecurity and Infrastructure Security Agency. 2021. Advanced Persistent Threat Compromise of Government Agencies, Critical Infrastructure, and Private Sector Organizations. <https://www.cisa.gov/news-events/cybersecurity-advisories/aa20-352a>.
- [18] Cybersecurity and Infrastructure Security Agency. 2021. Joint Statement by the Federal Bureau of Investigation (FBI), the Cybersecurity and Infrastructure Security Agency (CISA), the Office of the Director of National Intelligence (ODNI), and the National Security Agency (NSA). <https://www.cisa.gov/news-events/news/joint-statement-federal-bureau-investigation-fbi-cybersecurity-and-infrastructure-security-agency-0>.
- [19] Cybersecurity and Infrastructure Security Agency. 2021. SolarWinds and Active Directory/M365 Compromise: Detecting Advanced Persistent Threat Activity from Known Tactics, Techniques, and Procedures. https://www.cisa.gov/sites/default/files/publications/Supply_Chain_Compromise_Detecting_APT_Activity_from_known_TTPs.pdf.
- [20] Cybersecurity and Infrastructure Security Agency. 2024. Secure Software Development Attestation Form. <https://www.cisa.gov/resources-tools/resources/secure-software-development-attestation-form>.
- [21] Cybersecurity and Infrastructure Security Agency. 2025. <https://www.cisa.gov/>.
- [22] Trevor Dunlap, John Speed Meyers, Bradley Reaves, and William Enck. 2024. Pairing Security Advisories with Vulnerable Functions Using Open-Source LLMs. In *Detection of Intrusions and Malware, and Vulnerability Assessment*, Federico Maggi, Manuel Egele, Mathias Payer, and Michele Carminati (Eds.). Springer Nature Switzerland, Cham, 350–369.
- [23] William Enck and Laurie Williams. 2022. Top five challenges in software supply chain security: Observations from 30 industry and government organizations. *IEEE Security & Privacy* 20, 2 (2022), 96–100.
- [24] European Union. 2024. Horizontal cybersecurity requirements for products with digital elements and amending Regulations (EU) No 168/2013 and (EU) No 2019/1020 and Directive (EU) 2020/1828 (Cyber Resilience Act).
- [25] Marcel Fourné, Dominik Wermke, William Enck, Sascha Fahl, and Yasemin Acar. 2023. It's like flossing your teeth: On the importance and challenges of reproducible builds for software supply chain security. In *Symposium on Security and Privacy (SP)*. IEEE, 1527–1544.
- [26] Ángel González-Prieto, Jorge Perez, Jessica Diaz, and Daniel López-Fernández. 2023. Reliability in software engineering qualitative research through Inter-Coder Agreement. *Journal of Systems and Software* 202 (2023), 111707.
- [27] Google Cloude. 2025. Grounding Overview. <https://cloud.google.com/vertex-ai/generative-ai/docs/grounding/overview>.
- [28] Google Cloude. 2025. Vertex AI Platform. <https://cloud.google.com/vertex-ai>.
- [29] Hao He, Bogdan Vasilescu, and Christian Kästner. 2025. Pinning Is Futile: You Need More Than Local Dependency Versioning to Defend against Supply Chain Attacks. *Proc. ACM Softw. Eng.* 2, FSE (June 2025), 24 pages.
- [30] Raphael Hiesgen, Marcin Nawrocki, Thomas C. Schmidt, and Matthias Wählisch. 2024. The Log4j Incident: A Comprehensive Measurement Study of a Critical Vulnerability. *IEEE Transactions on Network and Service Management* 21, 6 (2024), 5921–5934. doi:10.1109/TNSM.2024.3440188
- [31] Eman Abu Ishgair, Marcela S. Melara, and Santiago Torres-Arias. 2024. SoK: A Defense-Oriented Evaluation of Software Supply Chain Security. arXiv:2405.14993 [cs.CR] <https://arxiv.org/abs/2405.14993>
- [32] Chris Johnson, Lee Badger, David Waltermire, Julie Snyder, Clem Skorupka, et al. 2016. Guide to cyber threat information sharing. *NIST special publication* 800, 150 (2016), 35.
- [33] Kelechi G Kalu, Tanya Singla, Chinenye Okafor, Santiago Torres-Arias, and James C Davis. 2025. An industry interview study of software signing for supply chain security. In *Proceedings of the 34th USENIX Conference on Security*. USENIX Association, USA.
- [34] Piergiorgio Ladisa, Henrik Plate, Matias Martinez, and Olivier Barais. 2023. SoK: Taxonomy of Attacks on Open-Source Software Supply Chains. In *Symposium on Security and Privacy (SP)*. IEEE, 1509–1526. doi:10.1109/SP46215.2023.10179304
- [35] Nancy G Leveson. 2016. *Engineering a safer world: Systems thinking applied to safety*. The MIT Press.
- [36] Nancy G Leveson and Clark S Turner. 1993. An investigation of the Therac-25 accidents. *Computer* 26, 7 (1993), 18–41.
- [37] Elizabeth Lin, Trevor Koishybayev, Igibek aznd Dunlap, William Enck, and Alexandros Kapravelos. 2024. UntrustIDE: Exploiting Weaknesses in VS Code Extensions. *Proceedings of the ISOC Network and Distributed Systems Symposium (NDSS)* (2024).
- [38] Mario Lins, René Mayrhofer, Michael Roland, Daniel Hofer, and Martin Schwaighofer. 2024. On the critical path to implant backdoors and the effectiveness of potential mitigation techniques: Early learnings from XZ. arXiv:2404.08987 [cs.CR] <https://arxiv.org/abs/2404.08987>
- [39] Linux Foundation. 2025. <https://www.linuxfoundation.org/>.
- [40] CJ Mann. 2003. Observational research methods. Research design II: cohort, cross sectional, and case-control studies. *Emergency medicine journal* 20, 1 (2003), 54–60.
- [41] Nora McDonald, Sarita Schoenebeck, and Andrea Forte. 2019. Reliability and inter-rater reliability in qualitative research: Norms and guidelines for CSCW and HCI practice. *ACM on human-computer interaction* 3, CSCW (2019), 1–23.
- [42] MITRE. 2024. MITRE ATT&CK. <https://attack.mitre.org/>.
- [43] MITRE. 2024. SolarWinds Compromise. <https://attack.mitre.org/campaigns/C0024/>.
- [44] MITRE. 2025. <https://www.mitre.org/>.
- [45] MITRE. 2025. About the CVE Program. <https://www.cve.org/About/Overview>.
- [46] MITRE. 2025. CVE Process. <https://www.cve.org/about/Process>.
- [47] MITRE. 2025. Top ATT&CK Techniques. <https://center-for-threat-informed-defense.github.io/top-attack-techniques/#/>.
- [48] National Institute of Standards and Technology. 2012. Guide for Conducting Risk Assessments. <https://csrc.nist.gov/pubs/sp/800/30/r1/final>.
- [49] National Institute of Standards and Technology. 2022. Secure Software Development Framework (SSDF). <https://csrc.nist.gov/projects/ssdf>.
- [50] National Institute of Standards and Technology. 2024. Cybersecurity Supply Chain Risk Management Practices for Systems and Organizations. <https://csrc.nist.gov/pubs/sp/800/161/r1/upd1/final>.
- [51] National Institute of Standards and Technology. 2024. NIST IR 8477 Mapping Relationships Between Documentary Standards, Regulations, Frameworks, and Guidelines: Developing Cybersecurity and Privacy Concept Mappings. <https://nvlpubs.nist.gov/nistpubs/ir/2024/NIST.IR.8477.pdf>.
- [52] National Institute of Standards and Technology. 2025. National Vulnerability Database. <https://nvd.nist.gov/>.
- [53] networkx. 2025. https://networkx.org/documentation/stable/reference/algorithms/generated/networkx.algorithms.simple_paths.all_simple_paths.html.

- [54] Zachary Newman, John Speed Meyers, and Santiago Torres-Arias. 2022. Sigstore: Software signing for everybody. In *ACM SIGSAC Conference on Computer and Communications Security*. ACM, 2353–2367.
- [55] Marc Ohm, Henrik Plate, Arnold Sykosch, and Michael Meier. 2020. Backstabber's Knife Collection: A Review of Open Source Software Supply Chain Attacks. In *Detection of Intrusions and Malware, and Vulnerability Assessment*, Clémentine Maurice, Leyla Bilge, Gianluca Stringhini, and Nuno Neves (Eds.). Springer International Publishing, Cham, 23–43.
- [56] Chinenye Okafor, Taylor R Schorlemmer, Santiago Torres-Arias, and James C Davis. 2022. Sok: Analysis of software supply chain security by establishing secure design properties. In *Workshop on Software Supply Chain Offensive Research and Ecosystem Defenses*. ACM, 15–24.
- [57] OpenAI. 2025. ChatGPT. <https://chatgpt.com/>.
- [58] OpenSSF. 2022. Secure Supply Chain Consumption Framework. <https://github.com/ossf/s2c2f>.
- [59] OpenSSF. 2025. <https://openssf.org/>.
- [60] OpenSSF. 2025. OpenSSF Scorecard. <https://github.com/ossf/scorecard>.
- [61] OWASP. 2020. Software Component Verification Standard. <https://owasp-scvs.gitbook.io/scvs/>.
- [62] OWASP. 2021. Top Ten. <https://owasp.org/www-project-top-ten/>.
- [63] OWASP. 2025. Threat Modeling. https://owasp.org/www-community/Threat_Modeling.
- [64] Sean Peisert, Bruce Schneier, Hamed Okhravi, Fabio Massacci, Terry Benzel, Carl Landwehr, Mohammad Mannan, Jelena Mirkovic, Atul Prakash, and James Bret Michael. 2021. Perspectives on the SolarWinds incident. *IEEE Security & Privacy* 19, 2 (2021), 7–13.
- [65] Piotr Przymus and Thomas Durieux. 2025. Wolves in the Repository: A Software Engineering Analysis of the XZ Utils Supply Chain Attack. In *International Conference on Mining Software Repositories*. IEEE, Ottawa, ON, Canada, 91–102.
- [66] Md Rayhanur Rahman, Rezvan Mahdavi Hezaveh, and Laurie Williams. 2023. What are the attackers doing now? Automating cyberthreat intelligence extraction from text on pace with the changing threat landscape: A survey. *Comput. Surveys* 55, 12 (2023), 1–36.
- [67] Paul Ralph and Sebastian Baltes. 2022. Paving the way for mature secondary research: the seven types of literature review. In *Joint European Software Engineering Conference and Symposium on the Foundations of Software Engineering*. Association for Computing Machinery, New York, NY, USA, 1632–1636.
- [68] Per Runeson and Martin Höst. 2009. Guidelines for conducting and reporting case study research in software engineering. *Empirical software engineering* 14 (2009), 131–164.
- [69] Russ Cox. 2024. Timeline of the xz open source attack. <https://research.swtch.com/xz-timeline>.
- [70] Rami Sammak, Anna Lena Rothaler, Harshini Sri Ramulu, Dominik Wermke, and Yasemin Acar. 2024. Developers' Approaches to Software Supply Chain Security: An Interview Study. In *Workshop on Software Supply Chain Offensive Research and Ecosystem Defenses* (Salt Lake City, UT, USA). Association for Computing Machinery, New York, NY, USA, 56–66.
- [71] Arpita Dinesh Sarang, Sang-Hoon Choi, and Ki-Woong Park. 2024. Plotting OSS-Based Supply Chain Attack Strategies and the Defense Failure. In *International Conference on Information Security Applications*. Springer, 311–323.
- [72] Sonatype. 2021. State of the Software Supply Chain.
- [73] Sonatype. 2024. State of the Software Supply Chain.
- [74] Trevor Stalnak, Nathan Wintersgill, Oscar Chaparro, Massimiliano Di Penta, Daniel M German, and Denys Poshyvanyk. 2024. Boms away! inside the minds of stakeholders: A comprehensive study of bills of materials for software systems. In *International Conference on Software Engineering*. IEEE/ACM, 1–13.
- [75] Rock Stevens, Josiah Dykstra, Wendy Knox Everette, James Chapman, Garrett Bldow, Alexander Farmer, Kevin Halliday, and Michelle L Mazurek. 2020. Compliance Cautions: Investigating Security Issues Associated with US Digital-Security Standards. In *NDSS*. Internet Society, San Diego, CA, USA.
- [76] Rock Stevens, Josiah Dykstra, Wendy Knox Everette, and Michelle L Mazurek. 2020. It lurks within: a look at the unexpected security implications of compliance programs. *IEEE Security & Privacy* 18, 6 (2020), 51–58.
- [77] Rock Stevens, Daniel Votipka, Josiah Dykstra, Fernando Tomlinson, Erin Quattaro, Colin Ahern, and Michelle L. Mazurek. 2022. How Ready is Your Ready? Assessing the Usability of Incident Response Playbook Frameworks. In *Conference on Human Factors in Computing Systems* (New Orleans, LA, USA). Association for Computing Machinery, New York, NY, USA, Article 589, 18 pages.
- [78] Supply-chain Levels for Software Artifacts. 2022. Supply-chain Levels for Software Artifacts. <https://github.com/slsa-framework/slsa>.
- [79] Supply-chain Levels for Software Artifacts. 2023. What's new in SLSA v1.0. <https://slsa.dev/spec/v1.0/whats-new>.
- [80] Robert H Tai, Lillian R Bentley, Xin Xia, Jason M Sitt, Sarah C Fankhauser, Ana M Chicas-Mosier, and Barnas G Monteith. 2024. An examination of the use of large language models to aid analysis of textual data. *International Journal of Qualitative Methods* 23 (2024), 16094069241231168.
- [81] The White House. 2021. Executive Order on Improving the Nation's Cybersecurity. <https://www.federalregister.gov/documents/2021/05/17/2021-10460/improving-the-nations-cybersecurity>.
- [82] The White House. 2025. Strengthening and Promoting Innovation in the Nation's Cybersecurity. <https://www.federalregister.gov/documents/2025/01/17/2025-01470/strengthening-and-promoting-innovation-in-the-nations-cybersecurity>.
- [83] The White House. 2025. Sustaining Select Efforts To Strengthen The Nation's Cybersecurity and Amending Executive Order 13694 and Executive Order 14144. <https://www.whitehouse.gov/presidential-actions/2025/06/sustaining-select-efforts-to-strengthen-the-nations-cybersecurity-and-amending-executive-order-13694-and-executive-order-14144/>.
- [84] Veronica A Thurmond. 2001. The point of triangulation. *Journal of nursing scholarship* 33, 3 (2001), 253–258.
- [85] Tidelift. 2024. State of the Open Source Maintainer Report.
- [86] Santiago Torres-Arias, Hammad Afzali, Trishank Karthik Kuppasamy, Reza Curtmola, and Justin Cappos. 2019. in-toto: Providing farm-to-table guarantees for bits and bytes. In *USENIX Security Symposium*. USENIX Association, Santa Clara, CA, 1393–1410.
- [87] White, Jay and Diglio, Adrian and Bedford, Tom. 2025. SLSA Dependency Track (SDT). <https://docs.google.com/document/d/1JLDi2-IqLqemQ4QqRgFdMsYiMWU7qJwj38Fjw0Bmc/edit?tab=t.0>.
- [88] Hans Christian Augustijn Wienen, Faiza Allah Bukhsh, E. Vriezepakolk, and Roelf J. Wieringa. 2017. *Accident Analysis Methods and Models — a Systematic Literature Review*. Number TR-CTIT-17-04 in CTIT Technical Report. Centre for Telematics and Information Technology (CTIT), Netherlands.
- [89] Laurie Williams, Giacomo Benedetti, Sivana Hamer, Ranindya Paramitha, Imranur Rahman, Mahzabin Tamanna, Greg Tystahl, Nusrat Zahan, Patrick Morrison, Yasemin Acar, Michel Cukier, Christian Kästner, Alexandros Kapravelos, Dominik Wermke, and William Enck. 2025. Research Directions in Software Supply Chain Security. *ACM Trans. Softw. Eng. Methodol.* 34, 5, Article 146 (2025), 38 pages.
- [90] Laurie Williams, Sammy Miguez, Jamie Boote, and Ben Hutchison. 2025. Proactive Software Supply Chain Risk Management Framework (P-SSCRM). arXiv:2404.12300 [cs.CR] <https://arxiv.org/abs/2404.12300>
- [91] Sheng Yu, Wei Song, Xunchao Hu, and Heng Yin. 2024. On the correctness of metadata-based SBOM generation: A differential analysis approach. In *International Conference on Dependable Systems and Networks (DSN)*. IEEE, Brisbane, Australia, 29–36.
- [92] Nusrat Zahan, Philipp Burckhardt, Mikola Lysenko, Feross Aboukhadijeh, and Laurie Williams. 2025. Leveraging Large Language Models to Detect NPM Malicious Packages. In *International Conference on Software Engineering (ICSE)*. IEEE Computer Society, Los Alamitos, CA, USA, 2625–2637.
- [93] Nusrat Zahan, Shohanuzzaman Shohan, Dan Harris, and Laurie Williams. 2023. Do software security practices yield fewer vulnerabilities?. In *2023 IEEE/ACM 45th International Conference on Software Engineering: Software Engineering in Practice (ICSE-SEIP)*. IEEE, 292–303.

A MITRE ATT&CK attack techniques to P-SSCRM tasks mappings

We **bold** the rows for the attack techniques to tasks mappings found by all four strategies. We *italicize* rows related to the full gaps.

MITRE ATT&CK Technique	P-SSCRM Task	Transitive (M1)	LLM (M2)	Framework (M3)	Report (M4)
T1190	D.1.2	✓	✓		✓
T1195	D.1.2	✓	✓		✓
T1553	D.1.2	✓	✓		✓
T1562	D.1.2	✓	✓		✓
T1190	D.1.3	✓	✓		✓
T1195	D.1.3	✓	✓		✓
T1195	D.1.4	✓	✓		✓
T1553	D.1.4	✓	✓		✓
T1195	D.1.6	✓	✓		✓
T1003	D.2.1	✓	✓		✓
T1021	D.2.1		✓	✓	✓
T1027	D.2.1		✓	✓	✓
T1036	D.2.1	✓		✓	✓
T1041	D.2.1	✓	✓		✓
T1068	D.2.1	✓	✓	✓	
T1070	D.2.1	✓	✓		✓
T1071	D.2.1	✓	✓		✓
T1078	D.2.1	✓	✓		✓
T1080	D.2.1	✓	✓	✓	
T1105	D.2.1	✓	✓		✓
T1176	D.2.1	✓	✓	✓	
T1189	D.2.1	✓	✓	✓	
T1195	D.2.1	✓	✓		✓
T1203	D.2.1	✓	✓	✓	
T1210	D.2.1	✓	✓	✓	
T1211	D.2.1	✓	✓	✓	
T1212	D.2.1	✓	✓	✓	
T1213	D.2.1	✓	✓	✓	
T1484	D.2.1		✓	✓	✓
T1528	D.2.1	✓	✓	✓	
T1543	D.2.1	✓	✓	✓	
T1550	D.2.1		✓	✓	✓
T1555	D.2.1	✓	✓	✓	✓
T1556	D.2.1	✓	✓	✓	
T1568	D.2.1	✓	✓		✓
T1573	D.2.1	✓		✓	✓
T1574	D.2.1	✓	✓	✓	
T1606	D.2.1		✓	✓	✓
T1078	E.1.3		✓	✓	✓
T1098	E.1.3		✓	✓	✓
T1072	E.1.5	✓	✓		✓
T1190	E.2.4	✓		✓	✓
T1068	E.2.5	✓	✓	✓	
T1072	E.2.5	✓	✓		✓
T1190	E.2.5	✓	✓	✓	
T1211	E.2.5	✓	✓	✓	
T1212	E.2.5	✓	✓	✓	
T1040	E.3.2	✓	✓	✓	
T1072	E.3.2		✓	✓	✓
T1078	E.3.2	✓	✓		✓

Continued on next page

MITRE ATT&CK Technique	P-SSCRM Task	Transitive (M1)	LLM (M2)	Framework (M3)	Report (M4)
T1557	E.3.2	✓	✓	✓	
T1563	E.3.2	✓	✓	✓	
T1003	E.3.3	✓	✓	✓	
T1021	E.3.3	✓	✓	✓	
T1036	E.3.3	✓		✓	✓
T1047	E.3.3	✓	✓	✓	
T1059	E.3.3	✓		✓	✓
T1068	E.3.3	✓	✓		✓
T1080	E.3.3	✓	✓	✓	
T1110	E.3.3	✓	✓	✓	
T1134	E.3.3	✓	✓	✓	
T1136	E.3.3	✓	✓	✓	
T1185	E.3.3	✓	✓	✓	
T1210	E.3.3	✓	✓	✓	
T1213	E.3.3	✓	✓	✓	
T1218	E.3.3	✓	✓	✓	
T1222	E.3.3	✓	✓	✓	
T1484	E.3.3	✓	✓	✓	
T1489	E.3.3	✓	✓	✓	
T1505	E.3.3	✓	✓	✓	
T1525	E.3.3	✓	✓	✓	
T1528	E.3.3	✓	✓	✓	
T1530	E.3.3	✓	✓	✓	
T1537	E.3.3	✓	✓	✓	
T1538	E.3.3	✓	✓	✓	
T1550	E.3.3	✓	✓	✓	
T1553	E.3.3	✓	✓	✓	
T1556	E.3.3	✓	✓	✓	
T1558	E.3.3	✓	✓	✓	
T1563	E.3.3	✓	✓	✓	
T1565	E.3.3	✓	✓	✓	
T1569	E.3.3	✓	✓	✓	
T1578	E.3.3	✓	✓	✓	
T1609	E.3.3	✓	✓	✓	
T1610	E.3.3	✓	✓	✓	
T1621	E.3.3	✓	✓	✓	
T1649	E.3.3	✓	✓	✓	
T1651	E.3.3	✓	✓	✓	
T1040	E.3.4	✓	✓	✓	
T1114	E.3.4	✓	✓	✓	
T1213	E.3.4	✓	✓	✓	
T1530	E.3.4	✓	✓	✓	
T1552	E.3.4	✓	✓	✓	
T1557	E.3.4	✓	✓	✓	
T1565	E.3.4	✓	✓	✓	
T1602	E.3.4	✓	✓	✓	
T1659	E.3.4	✓	✓	✓	
T1059	E.3.6	✓		✓	✓
T1098	E.3.6	✓	✓		✓
T1114	E.3.6	✓		✓	✓
T1176	E.3.6	✓	✓	✓	
T1505	E.3.6	✓	✓	✓	
T1525	E.3.6	✓	✓	✓	

Continued on next page

MITRE ATT&CK Technique	P-SSCRM Task	Transitive (M1)	LLM (M2)	Framework (M3)	Report (M4)
T1543	E.3.6	✓	✓	✓	
T1548	E.3.6	✓	✓	✓	
T1550	E.3.6	✓		✓	✓
T1552	E.3.6	✓		✓	✓
T1556	E.3.6	✓	✓	✓	
T1562	E.3.6	✓	✓	✓	
T1574	E.3.6	✓	✓	✓	
T1610	E.3.6	✓	✓	✓	
T1612	E.3.6	✓	✓	✓	
T1001	E.3.7	✓		✓	✓
T1008	E.3.7	✓	✓	✓	
T1021	E.3.7		✓	✓	✓
T1047	E.3.7		✓	✓	✓
T1048	E.3.7	✓	✓	✓	
T1072	E.3.7	✓	✓	✓	
T1080	E.3.7	✓	✓	✓	
T1090	E.3.7	✓	✓	✓	
T1095	E.3.7	✓	✓	✓	
T1102	E.3.7	✓		✓	✓
T1104	E.3.7	✓	✓	✓	
T1105	E.3.7	✓	✓	✓	
T1133	E.3.7	✓	✓	✓	
T1176	E.3.7	✓	✓	✓	
T1187	E.3.7	✓	✓	✓	
T1189	E.3.7	✓	✓	✓	
T1199	E.3.7	✓	✓		✓
T1203	E.3.7	✓	✓	✓	
T1204	E.3.7	✓	✓	✓	
T1205	E.3.7	✓	✓	✓	
T1210	E.3.7	✓	✓	✓	
T1212	E.3.7	✓	✓	✓	
T1219	E.3.7	✓	✓	✓	
T1221	E.3.7	✓	✓	✓	
T1537	E.3.7	✓	✓	✓	
T1552	E.3.7	✓		✓	✓
T1557	E.3.7	✓	✓	✓	
T1566	E.3.7	✓	✓	✓	
T1567	E.3.7	✓	✓	✓	
T1568	E.3.7	✓	✓	✓	
T1570	E.3.7	✓	✓	✓	
T1571	E.3.7	✓	✓	✓	
T1572	E.3.7	✓	✓	✓	
T1573	E.3.7	✓	✓	✓	
T1599	E.3.7	✓	✓	✓	
T1602	E.3.7	✓	✓	✓	
T1610	E.3.7	✓	✓	✓	
T1611	E.3.7	✓	✓	✓	
T1659	E.3.7	✓	✓	✓	
T1078	E.3.8		✓	✓	✓
T1552	E.3.8		✓	✓	✓
T1558	E.3.8		✓	✓	✓
T1078	E.3.9		✓	✓	✓
T1195	G.1.4	✓	✓		✓

Continued on next page

MITRE ATT&CK Technique	P-SSCRM Task	Transitive (M1)	LLM (M2)	Framework (M3)	Report (M4)
T1195	G.1.5	✓	✓		✓
T1190	G.2.5	✓	✓		✓
T1005	G.2.6	✓	✓	✓	
T1041	G.2.6	✓	✓	✓	
T1048	G.2.6	✓	✓	✓	
T1052	G.2.6	✓	✓	✓	
T1530	G.2.6	✓	✓	✓	
T1565	G.2.6	✓	✓	✓	
T1195	G.3.1	✓	✓		✓
T1550	G.3.4		✓	✓	✓
T1606	G.3.4		✓	✓	✓
T1190	G.4.1	✓	✓		✓
T1195	G.4.1		✓	✓	✓
T1068	G.4.3	✓	✓	✓	
T1195	G.4.3	✓	✓		✓
T1210	G.4.3	✓	✓	✓	
T1211	G.4.3	✓	✓	✓	
T1212	G.4.3	✓	✓	✓	
T1190	G.5.1	✓	✓		✓
T1195	G.5.1	✓	✓		✓
T1199	G.5.1	✓	✓		✓
T1072	G.5.2	✓	✓		✓
T1046	P.2.1	✓		✓	✓
T1127	P.2.1	✓	✓	✓	
T1195	P.2.1	✓	✓		✓
T1199	P.2.1	✓	✓		✓
T1210	P.2.1	✓	✓	✓	
T1221	P.2.1	✓	✓	✓	
T1505	P.2.1	✓	✓	✓	
T1553	P.2.1	✓	✓		✓
T1559	P.2.1	✓	✓	✓	
T1609	P.2.1	✓	✓	✓	
T1611	P.2.1	✓	✓	✓	
T1554	P.3.3		✓	✓	✓
T1195	P.3.4	✓	✓		✓
T1195	P.4.1	✓	✓		✓
T1190	P.4.3	✓	✓	✓	
T1210	P.4.3	✓	✓	✓	
T1190	P.4.4	✓	✓		✓
T1195	P.4.5	✓	✓		✓
T1505	P.4.5	✓	✓	✓	
T1553	P.4.5	✓	✓		✓
T1612	P.4.5	✓	✓	✓	
T1195	P.5.1	✓	✓		✓
T1068	P.5.2	✓	✓	✓	
T1072	P.5.2	✓	✓	✓	
T1210	P.5.2	✓	✓	✓	
T1211	P.5.2	✓	✓	✓	
T1212	P.5.2	✓	✓	✓	
T1553	P.5.2	✓	✓		✓
T1059	D.2.1	✓	✓	✓	✓
T1190	D.2.1	✓	✓	✓	✓
T1218	D.2.1	✓	✓	✓	✓

Continued on next page

MITRE ATT&CK Technique	P-SSCRM Task	Transitive (M1)	LLM (M2)	Framework (M3)	Report (M4)
T1548	D.2.1	✓	✓	✓	✓
T1552	D.2.1	✓	✓	✓	✓
T1558	D.2.1	✓	✓	✓	✓
T1562	D.2.1	✓	✓	✓	✓
T1190	E.3.2	✓	✓	✓	✓
T1072	E.3.3	✓	✓	✓	✓
T1078	E.3.3	✓	✓	✓	✓
T1098	E.3.3	✓	✓	✓	✓
T1190	E.3.3	✓	✓	✓	✓
T1199	E.3.3	✓	✓	✓	✓
T1548	E.3.3	✓	✓	✓	✓
T1552	E.3.3	✓	✓	✓	✓
T1555	E.3.3	✓	✓	✓	✓
T1606	E.3.3	✓	✓	✓	✓
T1484	E.3.6	✓	✓	✓	✓
T1041	E.3.7	✓	✓	✓	✓
T1046	E.3.7	✓	✓	✓	✓
T1071	E.3.7	✓	✓	✓	✓
T1190	E.3.7	✓	✓	✓	✓
T1025	G.2.6	✓	✓	✓	✓
T1213	G.2.6	✓	✓	✓	✓
T1552	G.2.6	✓	✓	✓	✓
T1078	G.4.1	✓	✓	✓	✓
T1195	P.4.3	✓	✓	✓	✓
T1190	P.5.2	✓	✓	✓	✓
T1195	P.5.2	✓	✓	✓	✓
<i>T1190</i>	<i>D.1.7</i>		✓		✓
<i>T1195</i>	<i>D.1.7</i>		✓		✓
<i>T1199</i>	<i>D.1.7</i>		✓		✓
<i>T1027</i>	<i>E.3.11</i>		✓	✓	
<i>T1036</i>	<i>E.3.11</i>		✓	✓	
<i>T1080</i>	<i>E.3.11</i>		✓	✓	
<i>T1098</i>	<i>E.3.11</i>		✓		✓
<i>T1190</i>	<i>E.3.11</i>		✓		✓
<i>T1195</i>	<i>E.3.11</i>		✓		✓
<i>T1199</i>	<i>E.3.11</i>		✓		✓
<i>T1221</i>	<i>E.3.11</i>		✓	✓	
<i>T1564</i>	<i>E.3.11</i>		✓	✓	
<i>T1584</i>	<i>E.3.11</i>		✓		✓
<i>T1608</i>	<i>E.3.11</i>		✓		✓
<i>T1195</i>	<i>G.5.5</i>		✓		✓
<i>T1199</i>	<i>G.5.5</i>		✓		✓

B AUS mitigating tasks

Score	Task	SolarWinds	Log4j	XZ Utils	Level	Gap	MITRE ATT&CK attack technique
90	E.3.3	✓	✓	✓	↓	●	T1484, T1606, T1003, T1185, T1548, T1190, T1021, T1199, T1556, T1068, T1047, T1218, T1213, T1552, T1078, T1072, T1098, T1059, T1134, T1036, T1110, T1558, T1210, T1565, T1555, T1569, T1505, T1553, T1649, T1550
87	D.2.1	✓	✓	✓	↓	●	T1484, T1606, T1041, T1003, T1548, T1021, T1190, T1556, T1068, T1568, T1218, T1213, T1552, T1078, T1573, T1105, T1203, T1059, T1027, T1071, T1036, T1195, T1562, T1558, T1210, T1555, T1543, T1550, T1070
75	E.3.7	✓	✓	✓	↓	●	T1571, T1041, T1048, T1090, T1021, T1190, T1199, T1102, T1047, T1568, T1133, T1552, T1046, T1573, T1095, T1072, T1572, T1105, T1203, T1659, T1071, T1210, T1001, T1219, T1567
33	E.3.6	✓	✓	✓	↓	●	T1484, T1098, T1059, T1114, T1552, T1548, T1505, T1562, T1543, T1556, T1550
27	E.3.11	✓	✓	✓	↓	○	T1098, T1027, T1036, T1195, T1190, T1199, T1584, T1564, T1608
18	P.5.2	✓	✓	✓	↓	●	T1210, T1195, T1190, T1553, T1068, T1072
18	P.2.1	✓	✓	✓	↓	●	T1210, T1195, T1199, T1505, T1046, T1553
15	E.3.4	✓	✓	✓	↓	●	T1659, T1565, T1213, T1114, T1552
12	G.2.6	✓	✓		↓	●	T1041, T1565, T1048, T1213, T1552, T1005
12	D.1.2	✓	✓	✓	↓	●	T1195, T1190, T1562, T1553
9	P.4.3	✓	✓	✓	↓	●	T1210, T1195, T1190
9	G.4.3	✓	✓	✓	↓	●	T1210, T1068, T1195
9	G.4.1	✓	✓	✓	↓	●	T1078, T1195, T1190
9	E.3.2	✓	✓	✓	↓	●	T1078, T1072, T1190
9	E.2.5	✓	✓	✓	↓	●	T1068, T1072, T1190
9	D.1.7	✓	✓	✓	↓	○	T1195, T1190, T1199
9	P.4.5	✓	✓	✓	↓	●	T1195, T1505, T1553
9	G.5.1	✓	✓	✓	↓	●	T1195, T1190, T1199
6	D.1.4	✓	✓	✓	↓	●	T1195, T1553
6	G.5.5	✓	✓	✓	↓	○	T1195, T1199
6	E.3.8	✓	✓		↓	●	T1078, T1552, T1558
6	D.1.3	✓	✓	✓	↓	●	T1195, T1190
4	E.1.3	✓	✓		↓	●	T1078, T1098
3	P.5.1	✓	✓	✓	↓	●	T1195
3	P.4.1	✓	✓	✓	↓	●	T1195
3	P.3.4	✓	✓	✓	↓	●	T1195
3	G.1.4	✓	✓	✓	↓	●	T1195
3	G.3.1	✓	✓	✓	↓	●	T1195
3	D.1.6	✓	✓	✓	↓	●	T1195
3	G.1.5	✓	✓	✓	↓	●	T1195
2	G.5.2	✓		✓	↑	●	T1072
2	G.2.5	✓	✓		↓	●	T1190
2	E.3.9	✓	✓		↓	●	T1078
2	P.4.4	✓	✓		↓	●	T1190
2	E.1.5	✓		✓	↑	●	T1072
2	E.2.4	✓	✓		↓	●	T1190
2	G.3.4	✓			↓	●	T1606, T1550

✓ : Mitigates AUS. Mitigation level: ↑ = Dependency, ↓ = Dependent, ↓↑ = Both. Gap: ○ = Full, ● = Major, ● = Minor, ● = None.