

Dynamics of Superfluid-Superconducting Magnetars: Magnetic Field Evolution and Gravitational Waves

Sanjay Shukla^{1,*} and Rahul Pandit^{2,†}

¹*Department of Applied Physics and Science Education,
Eindhoven University of Technology, 5600 MB Eindhoven, The Netherlands*

²*Centre for Condensed Matter Theory, Department of Physics,
Indian Institute of Science, Bangalore 560012, India*

Magnetars, highly magnetized neutron stars, host superconducting and superfluid phases. We develop a minimal model that captures the interplay between neutron superfluidity, proton superconductivity, and electromagnetic fields using the Gross-Pitaevskii-Poisson, Ginzburg-Landau, and Maxwell equations. Our numerical simulations show that strong rotation enhances the net magnetic field inside the magnetar, suppresses superconductivity there, and amplifies the field near the surface. We explain this by a theory that makes testable predictions, including gravitational-wave signatures.

Introduction: The neutrons and protons inside neutron stars have been hypothesized to form superfluids and superconductors, respectively, as was first suggested by Migdal [1] and later developed by Baym, Pethick, and Pines [2]. Superfluidity and superconductivity in these dense celestial bodies lead to several fascinating phenomena. For instance, they provide an explanation for glitches in the rotation rate of pulsars [3–5], which are magnetized neutron stars, as shown explicitly in recent studies [6, 7].

As a neutron star rotates, the neutron superfluid responds by forming quantum vortices, with the quantum of circulation $\mathcal{K} = h/m$ [8], while the proton superconductor develops flux tubes, with the quantum of magnetic flux $\Phi_0 = h/q$ [9]. If the rotation frequency of the neutron star is very high, material from the outer layers is ejected, so the diameter of the star is reduced. This shrinkage results in an increase in its rotation speed [10], and a consequent generation of closely spaced flux tubes [7, 11] that yield, in turn, a strong magnetic field. Finally, the neutron star undergoes a transition to a *magnetar* [12–17][18]. If this rotation-induced enhanced magnetic field increases beyond the upper critical magnetic field H_{c2} [19], the superconducting state becomes normal. In a magnetar, it has been suggested that H_{c2} is a function of the density of the neutron superfluid; and H_{c2} assumes its minimal value near the center and its maximal value at the star's surface [20, 21] [22]. Therefore, large magnetic fields can cross H_{c2} near the core of a magnetar; if so, a non-superconducting void forms near the center, whereas the region near the surface remains superconducting; if the field near the center is $\lesssim H_{c2}$, then the core region displays reduced superconductivity.

We show that the Gross-Pitaevskii-Poisson model, for the neutron superfluid inside a neutron star, coupled with the real-time Ginzburg-Landau equations for the proton superconductor [7] provides a natural framework for (a)

studying this variation of H_{c2} inside a neutron star and (b) the transition to a magnetar as Ω , the rotation speed, increases. We demonstrate that, if Ω is low, the star center is superconducting and is threaded by flux tubes. As Ω is enhanced, the flux tubes move towards the surface and create a void with reduced superconductivity near the center. Furthermore, matter is ejected from the outer layer of the neutron star; this leads to clear gravitational-wave signatures.

Model and Methods: The neutrons in a neutron star form Cooper pairs that condense to form a superfluid Bose-Einstein condensate. This state can be described by a complex macroscopic wavefunction ψ_n . Similarly, the protons Cooper pairs lead to the formation of a Type-II superconductor, with a complex wavefunction ψ_p [2]. These neutron and proton subsystems are coupled with the electromagnetic vector potential \mathbf{A} and the gravitational potential Φ . The whole system is governed by the Hamiltonian $\mathcal{H} \equiv \mathcal{H}_n + \mathcal{H}_p + \mathcal{H}_{EM} + \mathcal{H}_G$, where the subscripts n , p , EM , and G label the Hamiltonians for the neutron, proton, electromagnetic, and gravitational parts [see Appendix I A]; \mathcal{H} leads [7] to the following equations for ψ_n , ψ_p , and \mathbf{A} [dimensionless forms in Appendix I B]:

$$\begin{aligned}
 i\hbar \frac{\partial \psi_n}{\partial t} &= -\frac{\hbar^2}{2m_n} \nabla^2 \psi_n - \mu_n \psi_n + g|\psi_n|^2 \psi_n + m_n \Phi \psi_n \\
 &\quad + i\hbar(\boldsymbol{\Omega} \times \mathbf{r}) \cdot \nabla \psi_n, \\
 i\hbar \frac{\partial \psi_p}{\partial t} &= q\phi_{\text{eff}} \psi_p + \frac{1}{2m_p} \left(\frac{\hbar}{i} \nabla - q\mathbf{A}_{\text{eff}} \right)^2 \psi_p - \mu_p \psi_p \\
 &\quad + \alpha_s |\psi_p|^2 \psi_p + m_p \Phi \psi_p, \\
 \frac{1}{c^2} \frac{\partial^2 \mathbf{A}}{\partial t^2} &= \nabla^2 \mathbf{A} + \nabla \times \mathbf{B}_0 + \mathbb{P} \left[\frac{q}{m_p c^2 \epsilon_0} \mathbf{J}_p \right],
 \end{aligned} \tag{1}$$

with the Poisson equations

$$\begin{aligned}
 \nabla^2 \Phi &= 4\pi G(m_n |\psi_n|^2 + m_p |\psi_p|^2), \\
 \nabla^2 \phi &= -\frac{1}{\epsilon_0} q |\psi_p|^2,
 \end{aligned} \tag{2}$$

where m_n and m_p are the masses of the neutron and

* shuklasanjay771@gmail.com

† rahul@iisc.ac.in

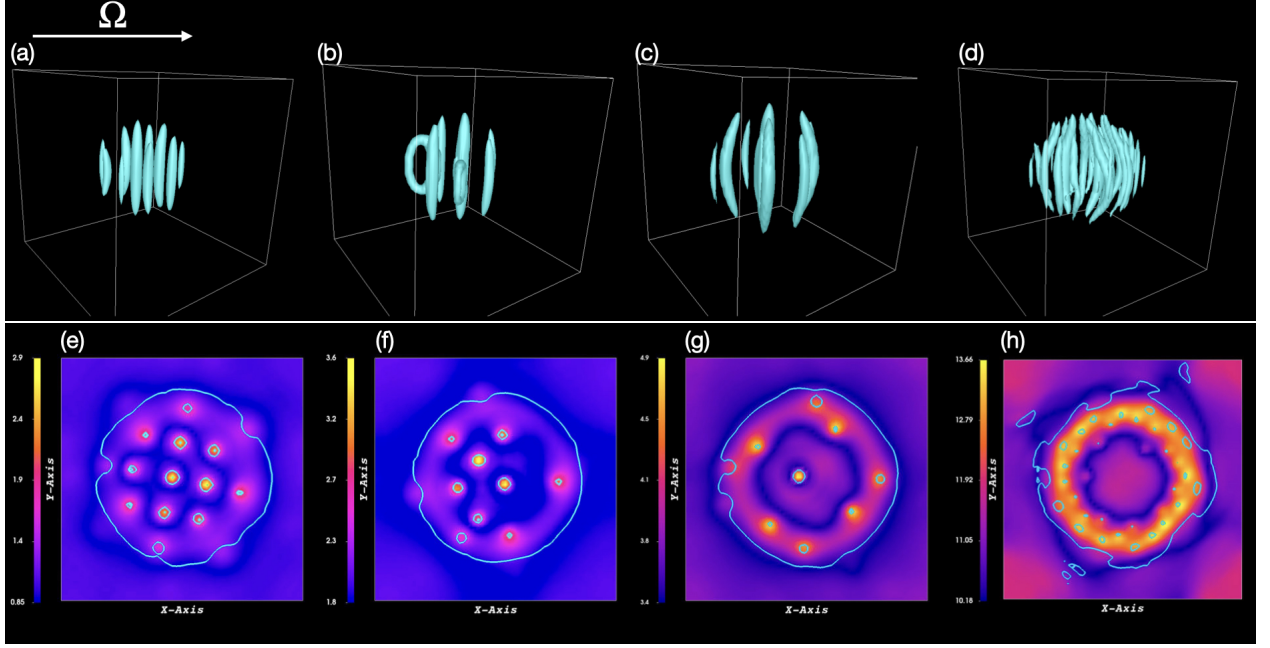


FIG. 1. Contour plots of pseudo vorticity $\omega_p = |\nabla \times (\rho \mathbf{v}_n)|$ showing neutron vortices for different rotational speeds (a) $\Omega = 0.1\Omega_{ref}$, (b) $\Omega = 0.2\Omega_{ref}$, (c) $\Omega = 0.4\Omega_{ref}$, and (d) $\Omega = 1.2\Omega_{ref}$. Figs. (e) - (h) show the magnetic field distribution $B = |\nabla \times \mathbf{A} - \mathbf{B}_0|$ at $z = L/2$ plane with the boundary of the star in cyan color. At these values of Ω , the neutron superfluid does not have vortices.

proton Cooper pairs, respectively, g and α_s are the self-interaction between neutron Cooper pairs and proton Cooper pairs, respectively, μ_n and μ_p are the chemical potentials of neutron and proton Cooper pairs, respectively, q is the charge of the proton Cooper pair, and Ω is the rotational velocity. The effective scalar potential is $\phi_{eff} = \phi - \frac{m_p}{2q}\Omega^2 r^2$, $\mathbf{A}_{eff} = \mathbf{A} + \frac{m_p}{q}(\Omega \times \mathbf{r})$, $\mathbf{J}_p = \frac{\hbar}{2i}(\psi_p^* \nabla \psi_p - \psi_p \nabla \psi_p^*) - q\mathbf{A}_{eff}|\psi_p|^2$, $\mathbf{B} = \nabla \times \mathbf{A}$, and $\mathbf{B}_0 = B_0 \hat{\mathbf{z}}$ the time-independent mean magnetic field that points in the $\hat{\mathbf{z}}$ direction. We use the Coulomb gauge $\nabla \cdot \mathbf{A} = 0$, which is maintained by the Helmholtz projector, with the components $\mathbb{P}_{ij} := \delta_{ij} - \mathcal{F}^{-1} \frac{k_i k_j}{k^2} \mathcal{F}$ and \mathcal{F} the Fourier-transform operator.

We solve Eqs. (1)-(2) in a cubic domain, with side $L = 2\pi$, using pseudospectral direct numerical simulations (DNSs) with N^3 collocation points, periodic boundary conditions in all three spatial directions, and the 2/3-rule for dealiasing, i.e., we set the Fourier modes of all fields to zero, for wave vectors \mathbf{k} with $|\mathbf{k}| > k_{max}$ and $k_{max} = [N/3]$ [7, 23, 24].

We use the initial condition $\psi_n(\mathbf{r}, t = 0) = \psi_U \exp(i\theta(\mathbf{r}))$, with ψ_U a positive real constant and $\theta(\mathbf{r})$ independent random numbers distributed uniformly on the interval $[0, 2\pi]$. For the proton condensate we use the flux-lattice initial condition with $\psi_p(\mathbf{r}, t = 0) = \psi_U \times [\cos(mx) + i \cos(my)]^l$, which is independent of z ; the positive integer l denotes the multiplicity of a flux tube and m is the number of flux tubes in $-\pi/l \leq x, y \leq \pi/l$. The initial vector potential is $\mathbf{A}(\mathbf{r}, t = 0) = \mathbf{B}_0 \times \mathbf{r}/2$.

Magnetic field distribution: Our DNS of Eqs. (1)-(2),

with a small rotational speed $\Omega = 0.1\Omega_{ref}$, yields a gravitationally collapsed, approximately spherical star, threaded by flux tubes that we depict by cyan isosurface in Fig. 1(a). As Ω increases, these isosurfaces are distorted as shown in Figs. 1 (b)-(d). The pseudocolor plots of Figs. 1 (e)-(h) [corresponding, respectively, to Figs. 1 (a)-(d)] show $|\nabla \times \mathbf{A} - B_0|$, in the $z = L/2$ plane; the cyan line shows the projection of the boundary of the star, defined by the contour $|\psi_p(\mathbf{r})|^2 = \rho_{th}/m_p$, where ρ_{th} is the threshold density containing 99% of the total mass of the star. Figures 1 (e)-(h) reveal that the magnetic field is concentrated inside the flux tubes, in the interior of the star boundary; such flux tubes are characteristic of Type II superconductivity within neutron stars and magnetars. As we increase Ω , we observe a reduction in the number of flux tubes in the interior of the star; at large enough Ω , the flux tubes migrate towards the surface [Fig. 1(h)]. At the same time, the flux tubes near the central region begin to curve [Fig. 1(d)], creating a roughly spherical region with depleted superconductivity.

Given that the proton Cooper pairs are charged, a part of their response to the rotation of the star is a solid-body rotation $\frac{m_p}{2}\Omega^2 r^2$, which enters via the square of $\mathbf{A}_{eff} = \mathbf{A} + \frac{m_p}{q}(\Omega \times \mathbf{r})$ in Eq. (1). This rotation leads to a centrifugal force on the proton Cooper pairs and an enhanced number of flux tubes, which are pushed away from the star's center and toward its boundary [Fig. 1 (h)]. Each flux tube contributes a quantum of magnetic flux to the star, which makes up the total magnetic field. The rotation-induced enhancement of flux tubes causes

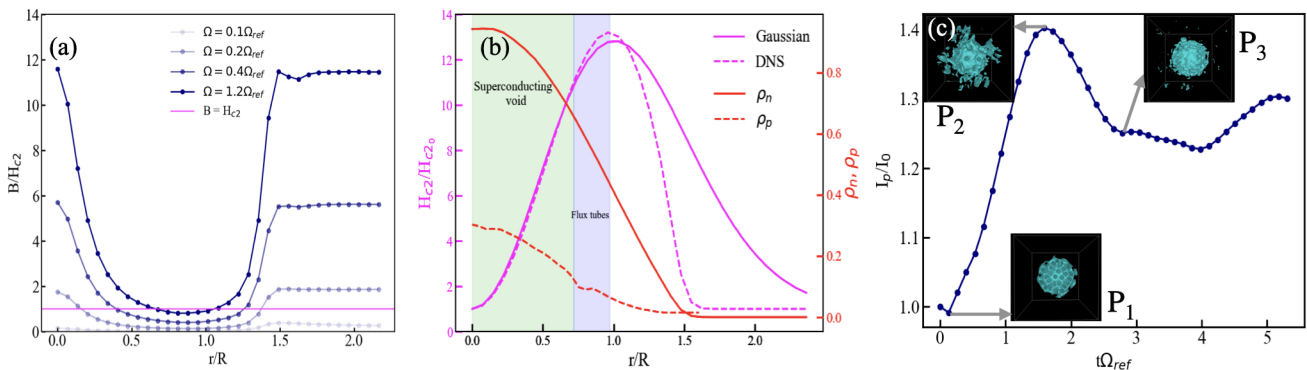


FIG. 2. (a) The ratio of the magnetic field and density-dependent upper critical field $B(r)/H_{c2} = |\nabla \times \mathbf{A} - \mathbf{B}_0|/H_{c2}$ as a function of the distance r/R for different rotational speeds Ω in units of the reference frequency Ω_{ref} [see Appendix IB]. (b) The plot of the upper critical magnetic field H_{c2}/H_{c20} versus the scaled distance r/R at $\Omega = 1.2\Omega_{\text{ref}}$ using the Gaussian Ansatz [solid purple curve] and from our DNS [dashed purple curve]; the neutron- and proton-Cooper-pair densities $\rho_n(r)$ and $\rho_p(r)$ are also shown. (c) Plot of the moment of inertia $\mathcal{I}_p/\mathcal{I}_0$ versus the scaled time $t\Omega_{\text{ref}}$, using Eq. (3) at $\Omega = 1.6\Omega_{\text{ref}}$, where \mathcal{I}_0 is the moment of inertia at time $t = 0$.

an increase in the magnitude of the mean magnetic field, as we show via the plots of ratio B/H_{c2} versus r/R in Fig. 2 (a), where r is the distance from the center of the star and R the radius of gyration:

$$R = \sqrt{\frac{\mathcal{I}}{\int \rho(r) r^2 dr}}; \quad \mathcal{I} \equiv \int \rho(r) r^2 dr, \quad (3)$$

with \mathcal{I} the moment of inertia. As B increases, superconductivity is depleted. It does not suffice merely to compare B with the upper critical field H_{c2} , because the latter also depends on the neutron-Cooper-pair density $\rho_n = |\psi_n(\mathbf{r})|^2$. To compute the precise spatial dependence of proton- and neutron-Cooper-pair densities, we carry out a DNS of Eqs. (1)-(2). This yields the plots, versus r/R , of (a) B/H_{c2} , for different values of Ω , in Fig. 2 (a), and (b) ρ_n (full red curve) and ρ_p (dashed red curve) in Fig. 2 (b). In Fig. 2 (b) we also show plots of H_{c2}/H_{c20} (full purple curve, from our DNS, and the dashed purple curve, from a Gaussian approximation that we describe below), where $H_{c20} \equiv \frac{\Phi_0}{\xi_p^2}$. We observe that H_{c20} is low near the center and assumes its maximal value at the star's boundary.

As Ω increases, the flux tubes migrate towards the boundary of the star, which leads to the depletion of superconductivity near the central region. We do not observe a complete vanishing of the density of proton Cooper pairs ρ_p , in Fig. 2 (b), because neutron and proton Cooper pair densities are coupled through the Poisson equation (2). The neutron Cooper-pair density enters into Eq. (1) through the gravitational potential Φ ; this prevents ρ_p from vanishing completely in Fig. 2 (b) in the central region $0 \leq r/R \lesssim 0.6$. We show, in Fig. 4 in the Appendix IC, that the suppression of ρ_p near this central region increases with increasing Ω . This rotation-induced suppression of ρ_p requires the full set of Eqs. (1)-(2) and has not been obtained by earlier static models [20, 21].

Our model (1)-(2) is also well-suited to uncover the

ejection of matter from the star, as we increase Ω ; see, e.g., the ragged edge of the $\rho_n = 99\%$ contour in Fig. 1 (h). This ejection is observed in magnetars [14–17, 25]. To illustrate this expulsion of matter, we plot the scaled moment of inertia $\mathcal{I}(t)/\mathcal{I}(t=0)$ versus the time t in Fig. 2(c). As a result of the high rotation speed, matter from the surface starts escaping, and the moment of inertia increases from phase P_1 to P_2 as we show in Fig. 2(c). When the matter leaves the surface completely, the moment of inertia decreases from phase P_2 to phase P_3 .

Upper critical magnetic field: The dependence of B and ρ_p on r/R and the depletion of superconductivity near the core suggests that H_{c2} also varies in space, principally because it is a function of the spatially varying neutron density ρ_n [Fig. 2]. We can derive an approximate functional form for H_{c2} as follows: We first seek the stationary-state solutions of the GL part of Eq. (1), with $\Omega = 0$, i.e.,

$$\frac{1}{2m_p} \left(\frac{\hbar}{i} \nabla - q\mathbf{A} \right)^2 \psi_p - \mu_p \psi_p + \alpha_s |\psi_p|^2 \psi_p + m_p \Phi \psi_p + q\phi_{\text{eff}} \psi_p = 0. \quad (4)$$

The time-independent mean magnetic field $\mathbf{B}_0 = B_0 \hat{\mathbf{z}}$, so the initial vector potential is $\mathbf{A} = B_0 x \hat{\mathbf{y}}$, and the superconducting order parameter depends only on x , i.e., $\psi_p = \psi_p(x)$, hence Eq. (4) becomes

$$-\frac{\hbar^2}{2m_p} \partial_x^2 \psi_p + \frac{q^2 B_0^2 x^2}{2m_p} \psi_p - \mu_p \psi_p + \alpha_s |\psi_p|^2 \psi_p + m_p \Phi \psi_p + q\phi_{\text{eff}} \psi_p = 0; \quad (5)$$

if we neglect all terms that are explicitly nonlinear in ψ_p [see Appendix ID], we get the Schrödinger equation for a harmonic oscillator. From this linearised equation, we obtain the upper-critical field as the solution for the

ground-state energy [see Appendix ID for details]:

$$H_{c2}^G(r) = \frac{\Phi_0}{\xi_p^2} \left(1 - \frac{1}{2\alpha\beta} \frac{\xi_p^2}{\xi_n^2} \Phi(r) \right), \quad (6)$$

where $\Phi_0 = \hbar/q$, and Φ is the gravitational potential from the Poisson equation (2) for the spherical distribution of neutron Cooper pairs [see Appendix ID]. Other parameters like ξ_n , ξ_p , α , and β are given in Appendix IB. The density distribution of neutrons is given by the Gaussian *Ansatz* [Eq. (19) in Appendix ID]; the superscript G refers to the Gaussian *Ansatz*. We show $H_{c2}^G(r)$ by the solid purple line in Fig. 2(b); H_{c2}^G increases with r/R , starting from a small value near the core and reaching its maximum near the star's boundary. Thus, the rotation-enhanced magnetic field B crosses H_{c2}^G in the central region of the star, so superconductivity is depleted there. We also calculate H_{c2} from our DNS [dashed purple curve Fig. 2(b)]; we see that H_{c2} agrees well with H_{c2}^G up until the boundary of the star. The Gaussian-*Ansatz* density profile ρ_n^G decreases gradually beyond $r/R = 1$, so H_{c2}^G declines slowly beyond the boundary of the star; in contrast, H_{c2} from our DNS exhibits a more rapid decline after this boundary. However, this drop is not exceedingly sharp because of the ejection of matter from the boundary at large Ω .

Gravitational-wave (GW) signatures: To characterize mass ejection from our model magnetar, it is natural to look for gravitational-wave signatures of the type that are used to investigate neutron-star binaries [26]. At the level of a first approximation, we can follow the treatment of Ref. [27] that evaluates the gravitational radiation from Newtonian self-gravitating systems, with mild internal gravity and slow internal motions. In this limit, the gravitational radiation can be measured as the perturbation in the linearized spacetime metric $g_{\mu\nu} = \eta_{\mu\nu} + h_{\mu\nu}$; the components of the perturbations are, in the slow-motion approximation [27, 28],

$$h_{ij} = \frac{G}{c^4} \frac{2}{D} \frac{d^2 \mathcal{J}_{ij}}{dt^2}, \quad (7)$$

where c is the speed of light, D is the distance of the source from the observer, and \mathcal{J}_{ij} are the components of quadrupole moment

$$\mathcal{J}_{ij} = \int |\psi_p|^2 (r_i r_j - \frac{1}{3} \delta_{ij} r^2) d^3 r. \quad (8)$$

In Fig. 3(a) we plot the gravitational-wave strain $Dh_{xx}/2$ [called + polarisation [28]] versus the scaled time t/τ [the reference time τ is given in Appendix IB], which shows distinct speed-ups near $t\Omega_{ref} \simeq 1$ and $3 \lesssim t\Omega_{ref}$. To quantify this, we perform a continuous wavelet transform (cwt) of the complex array $h = h_{xx} + ih_{yy}$. In Fig. 3(b) we present a pseudocolor plot of the modulus of this cwt of h in the $t\Omega_{ref}$ and scaled frequency f/Ω_{ref} space. The speed-ups in Fig. 3(a) are associated with the high-intensity yellow regions in Fig. 3(b). Note that the field B also increases with the rotation rate Ω [29].

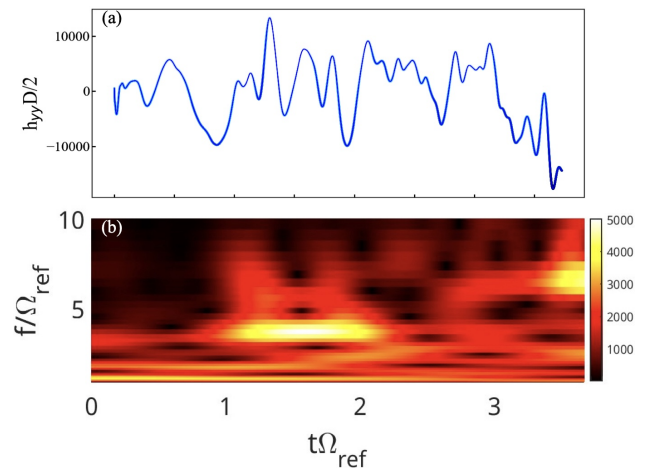


FIG. 3. (a) Plot of the gravitational wave strain, from Eq. (7), versus the scaled time $t\Omega_{ref}$. (b) Pseudocolor plot of the modulus of the continuous wavelet transform (cwt) of h (see text), in the $t\Omega_{ref}$ and scaled frequency f/Ω_{ref} space, showing a shift in frequency with time as the star rotates and flux tubes migrate towards the surface.

Conclusions: Magnetars, the strongest magnets in the known universe, have extreme magnetic fields, densities, and gravity, which pose several challenges for theory, numerical simulations, and experiments [13–15]. Magnetars, engendered by neutron stars, involve complicated dynamo processes that amplify the magnetic field. High rotation and convection [12], magnetic-flux conservation [13], and superconducting-flux-tube generation away from the magnetar core [20, 21] play important roles here. Any self-consistent study of the evolution of the magnetic field in magnetars should consider all the aforementioned process. This is not an easy task. Another major issue is that the observations place very few constraints on the nature and strength of the magnetic field inside magnetars.

The model we have developed addresses a major part of this complicated dynamo process through the rotation-induced enhancement of magnetic flux tubes. In particular, it connects the enhancement of the magnetic field with the rotation, a key observation. Our study goes well beyond earlier theoretical studies by including the spatiotemporal evolution of neutron-superfluid and proton-superconducting states, and the electromagnetic fields using Eqs. (1). Apart from this, our model can be extended to incorporate current-current interactions between neutrons and protons, which lead to the induced magnetic field in the neutron-superfluid, thus enhancing magnetic fields inside the magnetars. Even though it is impossible to realize astrophysical time and length scales [Appendix IB] in any computational study, our work obtains several desiderata for a model magnetar, such as the frequency- and field-dependence of the depletion of superconductivity in the core region. It also yields, for the first time, GW signatures of the ejection of mass from a rotating magnetar; we hope that these will be tested in

experiments.

ACKNOWLEDGMENTS

We thank M.-E. Brachet for discussions, the Anusandhan National Research Foundation (ANRF), the Science and Engineering Research Board (SERB), and the National Supercomputing Mission (NSM), India, for support, and the Supercomputer Education and Research Centre (IISc), for computational resources.

I. APPENDIX

A. Hamiltonian

The total Hamiltonian describing the dynamics of the neutron-superfluid and proton-superconductor subsystems coupled with the vector potential \mathbf{A} and gravitational potential Φ is given by $\mathcal{H} = \mathcal{H}_n + \mathcal{H}_p + \mathcal{H}_{EM} + \mathcal{H}_G$, where

$$\begin{aligned} \mathcal{H}_n &= \frac{\hbar^2}{2m_n} |\nabla\psi_n|^2 + \frac{g}{2} \left(|\psi_n|^2 - \frac{\mu_n}{g} \right)^2 + m_n \Phi |\psi_n|^2 \\ &\quad - \frac{i\hbar}{2} (\boldsymbol{\Omega} \times \mathbf{r}) \cdot (\psi_n \nabla\psi_n^* - \psi_n^* \nabla\psi_n), \\ \mathcal{H}_p &= \frac{1}{2m_p} |D_{\mathbf{A}}\psi_p|^2 + \frac{\alpha_s}{2} \left(|\psi_p|^2 - \frac{\mu_p}{\alpha_s} \right)^2 + m_p \Phi |\psi_p|^2 \\ &\quad - \frac{1}{2} (\boldsymbol{\Omega} \times \mathbf{r}) \cdot (\psi_p D_{\mathbf{A}}\psi_p^* + \psi_p^* D_{\mathbf{A}}\psi_p), \\ \mathcal{H}_{EM} &= \frac{\epsilon_0}{2} [\mathbf{E}^2 - (\mathbf{B} - \mathbf{B}_0)^2]; \end{aligned} \quad (9)$$

here, $\mathbf{E} = -\nabla\phi - \frac{\partial\mathbf{A}}{\partial t}$, and $\mathbf{B} = \nabla \times \mathbf{A}$ are the electric and magnetic fields, respectively. The gravitational Hamiltonian is

$$\mathcal{H}_G = \frac{1}{8\pi G} (\nabla\Phi)^2, \quad (10)$$

where G is Newton's gravitational constant.

B. Non-dimensionalisation

We obtain the dimensionless forms of Eqs. (1)-(2) by using the reference length L_{ref} and velocity scales V_{ref} . The scaled position, time, vector potential, and scalar potential are $\mathbf{x} = L_{ref}\mathbf{x}'$, $t = \frac{L_{ref}}{V_{ref}}t'$, $\boldsymbol{\Omega} = \frac{V_{ref}}{L_{ref}}\boldsymbol{\Omega}'$, $\mathbf{A} = \frac{H_{c2}L_{ref}}{\kappa}\mathbf{A}'$, and $\phi = \frac{L_{ref}^2}{\tau} \frac{H_{c2}}{\kappa} \phi'$. Here H_{c2} is the (zero-temperature) upper critical magnetic field of the superconductor, $\kappa = \frac{\lambda}{\xi_p}$ is the London ratio, $\tau = \frac{L_{ref}}{V_{ref}}$, and $\Omega_{ref} = \frac{V_{ref}}{L_{ref}}$. The scales L_{ref} and V_{ref} can be chosen in many different ways. When we deal with the motion of flux tubes and vortices, we chose $L_{ref} \propto \xi_n$ and $V_{ref} \propto c_s$, where c_s is the speed of sound. The size of the vortex

core is chosen based on the size of the grid $\xi_n \propto dx$. The non-dimensionalised equations are

$$\begin{aligned} i \frac{\partial\psi_n}{\partial t} &= -\alpha \nabla^2 \psi_n + \beta (|\psi_n|^2 - 1) \psi_n + \mathfrak{G} \Phi \psi_n \\ &\quad + i (\boldsymbol{\Omega} \times \mathbf{r}) \cdot \nabla \psi_n, \\ i \frac{\partial\psi_p}{\partial t} &= \frac{L_{ref}^2 \phi_{eff}}{\kappa \xi_p^2} \psi_p + \alpha \left(\frac{\nabla}{i} - \frac{L_{ref}^2}{\xi_p^2 \kappa} \mathbf{A}_{eff} \right) \psi_p + \mathfrak{G} \Phi \psi_p \\ &\quad + \beta \frac{\xi_n^2}{\xi_p^2} (|\psi_p|^2 - 1) \psi_p, \\ \frac{V_{ref}^2}{c^2} \frac{\partial^2 \mathbf{A}}{\partial t^2} &= \nabla^2 \mathbf{A} + \nabla \times \mathbf{B}_{ext} + \mathbb{P} \left[\frac{1}{\kappa} \mathbf{J}_p \right], \\ \nabla^2 \Phi &= |\psi_n|^2 + \frac{n_p}{n_n} |\psi_p|^2, \\ \nabla^2 \phi &= -\frac{\beta}{\kappa} \left(\frac{c}{c_s} \right)^2 |\psi_p|^2. \end{aligned} \quad (11)$$

The dimensionless current density and effective vector and scalar potentials are, respectively:

$$\begin{aligned} \mathbf{J}_p &= \frac{1}{2i} (\psi_p^* \nabla \psi_p - \psi_p \nabla \psi_p^*) - \frac{L_{ref}^2}{\xi_p^2 \kappa} \mathbf{A}_{eff} |\psi_p|^2; \\ \mathbf{A}_{eff} &= \mathbf{A} + \frac{\xi_p^2}{L_{ref}^2} \frac{\kappa}{2\alpha} (\boldsymbol{\Omega} \times \mathbf{r}); \\ \phi_{eff} &= \phi - \frac{\xi_p^2}{L_{ref}^2} \frac{\kappa}{4\alpha} (\Omega^2 r^2); \end{aligned} \quad (12)$$

and

$$\begin{aligned} \alpha &= \frac{c_s \xi_n}{\sqrt{2} L_{ref} V_{ref}}; \quad \beta = \frac{c_s L_{ref}}{\sqrt{2} \xi_n V_{ref}}; \\ \mathfrak{G} &= \frac{L_{ref}^3 2\sqrt{2} \pi G m_n n_n}{V_{ref} c_s \xi_n}. \end{aligned} \quad (13)$$

The coherence lengths of the neutron and proton Cooper pairs are $\xi_n = \frac{\hbar}{\sqrt{2m_n g n_n}}$ and $\xi_p = \frac{\hbar}{\sqrt{2m_p \alpha_s n_p}}$, respectively, and $\kappa = \frac{\lambda_p}{\xi_p}$ is the London ratio. We can write the following product

$$\alpha\beta = \frac{1}{2\mathcal{M}^2}, \quad (14)$$

where \mathcal{M} is the Mach number. By choosing a suitable Mach number and α , the value of β can be fixed.

The number of flux tubes inside neutron stars is $\simeq 10^{15}$; in our DNSs they are restricted to $\simeq 30$; the ratio of the speed of light to that of sound $\frac{c}{c_s} \simeq 10^6$, which is a challenge for any DNS. The upper critical magnetic field $H_{c20}/\Phi_0 \simeq 10^{30}$ inside neutron stars, which results from the tiny radius of the flux tubes. In our DNS $H_{c20}/\Phi_0 \simeq 10^3$. However, we get the ratio $\frac{\xi_n}{\xi_p} = 2$, which agrees with the value found in neutron stars [7]. Moreover, the London parameter κ is greater than $1/\sqrt{2}$, so that we have type-II superconductivity.

C. Superconducting density with rotation

In Fig. 4 we present plots of the proton-Cooper-pair density ρ_p versus the scaled radial distance r/R for different values of the rotation frequency Ω ; in the region of the core of the magnetar, ρ_p decreases with increasing Ω .

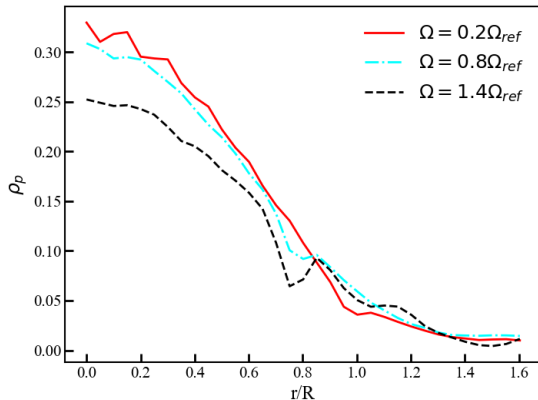


FIG. 4. Plots of the proton-Cooper-pair density ρ_p versus the scaled radial distance r/R for different values of the rotation frequency Ω ; in the region of the core of the magnetar, ρ_p decreases with increasing Ω .

D. Linear Ginzburg-Landau equation

For the initial vector potential $\mathbf{A} = B_0 x \hat{\mathbf{y}}$, the superconducting order parameter depends only on x , i.e., $\psi_p = \psi_p(x)$, and the Real-time-Ginzburg-Landau Eq. (4) becomes

$$-\frac{\hbar^2}{2m_p} \partial_x^2 \psi_p + \frac{q^2 B_0^2 x^2}{2m_p} \psi_p - \mu_p \psi_p + \alpha_s |\psi_p|^2 \psi_p + m_p \Phi \psi_p + q \phi_{\text{eff}} \psi_p = 0; \quad (15)$$

if we neglect all terms that are explicitly nonlinear in ψ_p , we get

$$-\partial_x^2 \psi_p + \frac{B_0^2 x^2}{\Phi_0^2} \psi_p = \frac{1}{\xi_p^2} \left(1 - \frac{1}{2\alpha\beta} \frac{\xi_p^2}{\xi_n^2} \Phi \right) \psi_p, \quad (16)$$

where $\Phi_0 = \hbar/q$, $\hbar/m = \sqrt{2} c_s \xi_n$, and Φ , the gravitational potential given by Eq. (2), which can be written as

$$\nabla^2 \Phi \simeq 4\pi G m_n |\psi_n|^2, \quad (17)$$

where we have again neglected terms that are nonlinear in ψ_p . For simplicity, we consider the rotation speed to be such that the neutron condensate is devoid of quantum vortices and is given by a spherical density distribution. For such a spherical density distribution, the solution of the gravitational potential, from Eq. (17), can be written as

$$\Phi(r) = -\frac{GM_n(r)}{r}, \quad M_n(r) = \int_0^r \rho_n(r') 4\pi (r')^2 dr', \quad (18)$$

where $M_n(r)$ is the neutron Cooper pair mass contained in a sphere of radius r .

Equation (16) looks like the Schrödinger equation for a harmonic oscillator, but with an additional r dependence because of the gravitational potential Φ . When $\Phi = 0$, the ground-state solution of Eq. (16) yields the usual expression for the upper-critical field $H_{c2_0} = \frac{\Phi_0}{\xi_p^2}$. If Φ depends on r/R , the right-hand side (RHS) of Eq. (16) becomes a function of $\rho_n = |\psi_n|^2$, so an analytical solutions cannot be obtained. Therefore, we solve Eq. (16) numerically, for given values of r , the approximation (18), and the Gaussian-profile *Ansatz*

$$\rho_n = \rho_0 e^{-r^2/R_G}, \quad (19)$$

where $R_G = \sqrt{2/3}R$ with R radius of gyration (3).

[1] A. Migdal, Superfluidity and the moments of inertia of nuclei, *Nuclear Physics* **13**, 655 (1959).
 [2] G. Baym, C. Pethick, and D. Pines, Superfluidity in neutron stars, *Nature* **224** (1969).
 [3] V. Radhakrishnan and R. N. Manchester, Detection of a change of state in the pulsar psr 0833-45, *Nature* **222** (1969).
 [4] P. E. Boynton, I. Groth, E. J., R. B. Partridge, and D. T. Wilkinson, Precision measurement of the frequency decay of the crab nebula pulsar, np 0532, *APJ* **157**, L197 (1969).
 [5] G. Watanabe and C. J. Pethick, Superfluid density of neutrons in the inner crust of neutron stars: New life for pulsar glitch models, *Phys. Rev. Lett.* **119**, 062701

(2017).
 [6] A. K. Verma, R. Pandit, and M. E. Brachet, Rotating self-gravitating bose-einstein condensates with a crust: A model for pulsar glitches, *Physical Review Research* **4**, 013026 (2022).
 [7] S. Shukla, M. E. Brachet, and R. Pandit, Neutron-superfluid vortices and proton-superconductor flux tubes: Development of a minimal model for pulsar glitches, *Physical Review D* **110**, 083002 (2024).
 [8] L. Onsager, Statistical hydrodynamics, *Il Nuovo Cimento* **6**, 279 (1949).
 [9] F. Loder, A. P. Kampf, T. Kopp, J. Mannhart, C. W. Schneider, and Y. S. Barash, Magnetic flux periodicity of h/e in superconducting loops, *Nature Physics* **4**, 112

- (2008), [arXiv:0709.4111 \[cond-mat.supr-con\]](https://arxiv.org/abs/0709.4111).
- [10] S. G. Ryan and A. J. Norton, *Stellar Evolution and Nucleosynthesis* (2010).
- [11] E. Babaev and B. Svistunov, Rotational response of superconductors: Magnetorotational isomorphism and rotation-induced vortex lattice, *Physical Review B* **89**, 104501 (2014).
- [12] R. C. Duncan and C. Thompson, Formation of Very Strongly Magnetized Neutron Stars: Implications for Gamma-Ray Bursts, *APJL* **392**, L9 (1992).
- [13] L. Ferrario and D. Wickramasinghe, Modelling of isolated radio pulsars and magnetars on the fossil field hypothesis, *Monthly Notices of the Royal Astronomical Society* **367**, 1323 (2006), <https://academic.oup.com/mnras/article-pdf/367/3/1323/3528999/367-3-1323.pdf>.
- [14] R. Turolla, S. Zane, and A. Watts, Magnetars: the physics behind observations. a review, *Reports on Progress in Physics* **78**, 116901 (2015).
- [15] S. Mereghetti, J. A. Pons, and A. Melatos, Magnetars: properties, origin and evolution, *Space Science Reviews* **191**, 315 (2015).
- [16] V. M. Kaspi and A. M. Beloborodov, Magnetars, *Annual Review of Astronomy and Astrophysics* **55**, 261 (2017).
- [17] P. Esposito, N. Rea, and G. L. Israel, Magnetars: a short review and some sparse considerations, *Timing Neutron Stars: Pulsations, Oscillations and Explosions*, 97 (2021).
- [18] It is important to note that, after this increase in the rotational speed, magnetars quickly lose a large fraction of their rotational energy. We have not included this loss of rotational energy. This requires frictional losses and a crust, as in the pulsar model of Ref. [6]. We will study this in future work.
- [19] M. Tinkham, *Introduction to Superconductivity*, Dover Books on Physics Series (Dover Publications, 2004).
- [20] M. Sinha and A. Sedrakian, Magnetar superconductivity versus magnetism: Neutrino cooling processes, *Phys. Rev. C* **91**, 035805 (2015).
- [21] M. Sinha and A. Sedrakian, Upper critical field and (non)-superconductivity of magnetars, *Physics of Particles and Nuclei* **46** (2015).
- [22] In laboratory settings, the value of H_{c2} is uniform throughout the sample, but it depends on the temperature [19, 30]. Therefore, when the applied magnetic field crosses H_{c2} , the whole sample goes into the normal state.
- [23] S. Shukla, A. K. Verma, M. E. Brachet, and R. Pandit, Gravity- and temperature-driven phase transitions in a model for collapsed axionic condensates, *Physical Review D* **109**, 063009 (2024).
- [24] C. Canuto, M. Y. Hussaini, A. Quarteroni, and T. A. Zang, *Spectral methods*, Vol. 285 (Springer, 2006).
- [25] N. Rea and P. Esposito, Magnetar outbursts: an observational review, in *High-Energy Emission from Pulsars and their Systems: Proceedings of the First Session of the Sant Cugat Forum on Astrophysics* (Springer, 2010) pp. 247–273.
- [26] A. Tsokaros, J. Bamber, M. Ruiz, and S. L. Shapiro, Masking equation of state effects in binary neutron star mergers (2024), [arXiv:2411.00939 \[gr-qc\]](https://arxiv.org/abs/2411.00939).
- [27] L. S. Finn and C. R. Evans, Determining gravitational radiation from Newtonian self-gravitating systems., *Astrophys. J.* **351**, 588 (1990).
- [28] V. Quilis, A. C. González-García, D. Sáez, and J. A. Font, Gravitational waves from galaxy encounters, *Phys. Rev. D* **75**, 104008 (2007).
- [29] A recent general-relativistic magnetohydrodynamic (GRMHD) study [26] of magnetized neutron stars has also found frequency shifts can be associated with an increase in the magnetic field; however, Ref. [26] does not include superconductivity and superfluidity as we do.
- [30] R. A. Dunlap, Superconductivity and magnetism, in *Electrons in Solids*, 2053-2571 (Morgan & Claypool Publishers, 2019) pp. 7–1 to 7–15.