

# Efficient Truncations of $SU(N_c)$ Lattice Gauge Theory for Quantum Simulation

Anthony N. Ciavarella <sup>1,\*</sup> Ivan M. Burbano <sup>1,2,3,†</sup> and Christian W. Bauer <sup>1,2,‡</sup>

<sup>1</sup>*Physics Division, Lawrence Berkeley National Laboratory, Berkeley, California 94720, USA*

<sup>2</sup>*Department of Physics, University of California, Berkeley, Berkeley, CA 94720*

<sup>3</sup>*Nuclear Science Division, Lawrence Berkeley National Laboratory, Berkeley, CA 94720, USA*

(Dated: March 18, 2025)

Quantum simulations of lattice gauge theories offer the potential to directly study the non-perturbative dynamics of quantum chromodynamics, but naive analyses suggest that they require large computational resources. Large  $N_c$  expansions are performed to order  $1/N_c$  to simplify the Hamiltonian of pure  $SU(N_c)$  lattice gauge theories. A reformulation of the electric basis is introduced with a truncation strategy based on the construction of local Krylov subspaces with plaquette operators. Numerical simulations show that these truncated Hamiltonians are consistent with traditional lattice calculations at relatively small couplings. It is shown that the computational resources required for quantum simulation of time evolution generated by these Hamiltonians is 17 – 19 orders of magnitude smaller than previous approaches.

## CONTENTS

I. Introduction	2
II. Formulation of $SU(N_c)$ Lattice Gauge Theory Hamiltonians in large $N_c$ expansion to order $1/N_c$	2
A. Electric basis choices	2
B. Simplifications from the $1/N_c$ expansion	4
III. Truncating the electric basis states	5
A. (1,1,1) ( $\Lambda = 4$ ) Truncation	6
B. (1,2,1) ( $\Lambda = 6$ ) Truncation	7
C. (1,2,2) Truncation	8
D. (2,2,2) ( $\Lambda = 8$ ) Truncation	9
IV. Numerical Comparison	10
V. Computational Resources	13
VI. Discussion	15
Acknowledgments	16
A. Vanishing Correlations in the (1,2,2) Truncation	16
B. Strictly leading order in $1/N_c$ : An exactly solvable model	17
C. Dimension and Casimir of general $SU(N)$ representations	19
D. Plaquette Matrix Elements	19
E. DMRG Details	20
References	20

---

\* [anciavarella@lbl.gov](mailto:anciavarella@lbl.gov)

† [ivan\\_burbano@berkeley.edu](mailto:ivan_burbano@berkeley.edu)

‡ [cwbauer@lbl.gov](mailto:cwbauer@lbl.gov)

## I. INTRODUCTION

The simulation of lattice gauge theories on quantum computers offers the potential to directly probe the real time dynamics of strongly coupled gauge theories [1, 2]. Applying this to quantum chromodynamics (QCD) will enable direct simulations of the process of hadronization [3–6]. Simulations of real time dynamics will also enable computations of observables relevant to understanding the quark-gluon plasma in the early universe such as the shear viscosity [7, 8]. Inelastic scattering amplitudes can also be computed for processes outside the reach of Luscher’s method [9–14]. The impact of quantum simulation on high energy physics is not restricted to the dynamics of QCD. Other  $SU(N_c)$  gauge theories have been proposed as models for grand unification [15–17] or as theories of dark matter [18–22]. Quantum simulations of the non-perturbative aspects of these theories can aid in searches for new physics beyond the standard model.

The potential of quantum simulation to study real-time dynamics has motivated new developments in Hamiltonian lattice gauge theory [23–30]. Direct attempts to encode lattice gauge theories onto quantum computers have impractically large resource requirements [31–33]. More efficient encodings of the electric basis of gauge theories can be found by exploiting Gauss’s law to reduce the number of degrees of freedom that need to be mapped onto a quantum processor [34–55]. Alternatively, one could use discrete subgroups to encode gauge fields [56–65]. Hybrid approaches that mix these two approaches have also been developed [66–72]. Other approaches using orbifold Hamiltonians [73–75] and quantum link models have also been explored [76–81].

These developments have enabled simulations of low dimensional lattice gauge theories on existing quantum computers. The dynamics of the Schwinger model have been simulated with lattice sizes reaching 112 sites [82–97]. Other  $1 + 1D$  non-Abelian theories have been simulated as well [98–104]. The quantum simulation of higher dimensional gauge theories is complicated by the presence of plaquette operators. Limited simulations have been performed on two-dimensional lattices, restricted mostly to smaller sizes [8, 35, 37, 105–113]. The first quantum simulation of an  $SU(3)$  lattice gauge theory on a non-trivial two dimensional lattice was performed by simplifying the Hamiltonian with the use of a large  $N_c$  expansion [48].

The large  $N_c$  expansion of gauge theories has a long history of providing insight into gauge theories [114–116]. This expansion correctly captures qualitative features of QCD such as the OZI rule and the emergent Wigner  $SU(4)$  symmetry of nuclear interactions [117, 118]. It is also an essential ingredient in event generators of collider physics [119, 120]. Applications of the large  $N_c$  expansion to lattice gauge theory actions have shown that in various parameter regimes, the entire lattice can be described by a single plaquette [121–124]. Recent work has demonstrated how restricting to the leading order large  $N_c$  piece of the Kogut-Susskind Hamiltonian can dramatically simplify the implementation of quantum simulation of lattice gauge theories [48].

In this work, it is shown how sub-leading terms in the large  $N_c$  expansion of the Kogut-Susskind Hamiltonian can be included in quantum simulations based on the large  $N_c$  limit. Truncations of the electric basis based on constructing local Krylov subspaces are introduced. Numerical simulations of  $SU(3)$  lattice gauge theory in  $2 + 1D$  are performed to develop an understanding of what lattice spacings can be reached with this approach. The resources needed to perform a physically relevant quantum simulation with these truncations are estimated and found to be several orders of magnitude smaller than estimates based on direct encodings of lattice gauge theories.

## II. FORMULATION OF $SU(N_c)$ LATTICE GAUGE THEORY HAMILTONIANS IN LARGE $N_c$ EXPANSION TO ORDER $1/N_c$

### A. Electric basis choices

The Kogut-Susskind Hamiltonian describing a lattice gauge theory with gauge group  $SU(N_c)$  on a  $d$  dimensional spatial lattice is given by

$$\hat{H} = \frac{g^2}{2} \sum_l \hat{E}_l^2 - \frac{1}{2g^2} \sum_p \left( \hat{\square}_p + \hat{\square}_p^\dagger \right), \quad (1)$$

where  $g$  is the gauge coupling,  $\hat{E}_l^2$  is the electric energy operator on link  $l$ , and  $\hat{\square}_p$  is the product of parallel transporters around plaquette  $p$ . Once an orientation of the lattice has been chosen, the Hilbert space for this system is spanned by electric basis states. In them, an irreducible representation (irrep)  $\mathcal{R}$  is attached to each link and a vector within said irrep is attached to each half-link, as shown in fig. 1. In this work, we will orient horizontal links from left to right, and vertical links from bottom to top. Plaquettes will be oriented counter-clockwise. A more precise and pedagogical formulation of the Kogut-Susskind Hamiltonian and electric/magnetic bases can be found in the appendices of [71].

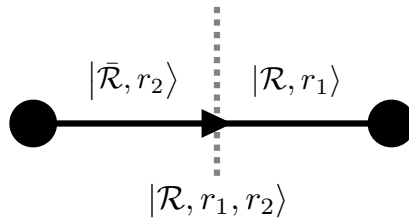


FIG. 1. A generic link is shown equipped with a state  $|\mathcal{R}, r_1, r_2\rangle$ . The target half-link is equipped with the vector  $|\mathcal{R}, r_1\rangle$ , while the source half-link is equipped with the vector  $|\bar{\mathcal{R}}, r_2\rangle \equiv \langle \mathcal{R}, r_2|$ .

Irreducible representations of  $SU(N_c)$  can be specified by their Dynkin indices,

$$\mathcal{R} \hat{=} (m_1, m_2, \dots, m_{N_c-1}), \quad (2)$$

or by the corresponding Young diagram

$$\begin{aligned} (0, 0, \dots, 0, 0) &\equiv \mathbf{1} \\ (1, 0, \dots, 0, 0) &\equiv \square \\ (0, 0, \dots, 0, 1) &\equiv \blacksquare \\ (2, 0, \dots, 0, 0) &\equiv \square\square \\ (0, 0, \dots, 0, 2) &\equiv \blacksquare\blacksquare \\ (0, 1, \dots, 0, 0) &\equiv \begin{array}{|c|} \hline \square \\ \hline \end{array} \\ (0, \dots, 0, 1, 0) &\equiv \blacksquare \\ (1, 0, \dots, 0, 1) &\equiv \blacksquare\square. \end{aligned}$$

Note that the anti-fundamental representation will be represented by  $\blacksquare$  instead of a stack of  $N_c-1$  boxes. Components of the irrep  $\mathcal{R}$ , labeled by  $r$ , are represented by a Young tableaux that can be formed from the given Young diagram. The number of boxes in a given representation is given by

$$n(\mathcal{R}) = \sum_{k=1}^{\lfloor N_c/2 \rfloor} k(m_k + m_{N_c-k}) + \frac{N_c}{2} m_{N_c/2}, \quad (3)$$

where the last term is only added for even  $N_c$ .

Gauss's law requires that at each vertex of the lattice the irrep components of all neighboring links combine together to form a singlet. It is well known that the contractions at vertices have to obey so-called Mandelstam constraints, which is usually implemented by using a trivalent lattice that only contains vertices with at most 3 links attached to them. A general hypercubic lattice can be converted to such a trivalent lattice using the mechanism of point splitting. The Gauss law constraints at each vertex can be enforced by requiring that the representations of all half-links emanating from a given vertex combine into singlets under the gauge group, forming vertex states

$$|v\rangle \equiv |\phi(\mathcal{R}_A, \mathcal{R}_B, \mathcal{R}_C)\rangle = \sum_{r_a, r_b, r_c} \frac{C_{\mathcal{R}_A, r_a; \mathcal{R}_B, r_b}^{\mathcal{R}_C, r_c}}{\sqrt{\dim(\mathcal{R}_C)}} |\mathcal{R}_A, r_a\rangle |\mathcal{R}_B, r_b\rangle |\mathcal{R}_C, r_c\rangle, \quad (4)$$

where  $\mathcal{R}_A$ ,  $\mathcal{R}_B$  and  $\mathcal{R}_C$  are the representation on the links connecting to the trivalent vertex  $v$ , when we orient them outwards from the vertex as shown in fig. 2. The Hilbert space is then spanned by the tensor product of all these vertex states

$$\mathcal{H} = \text{span} \left( \bigotimes_v |v\rangle \right). \quad (5)$$

This is the representation chosen in [37].

An alternative representation of the gauge invariant Hilbert space was introduced in [48], using the fact that  $SU(N_c)$  representations can be visualized using an arrow notation. In this notation,  $\square$  and  $\blacksquare$  are represented by oriented lines

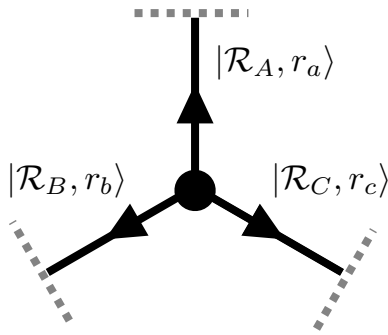


FIG. 2. A generic vertex is shown in the electric basis. The linear combination (4) of these states yields the basis of [37].

with arrows indicating the orientation. By convention, we use an arrow compatible with the orientation of the lattice for the irrep  $\square$ . Individual lines with arrows pointing in the same direction indicate that the corresponding boxes are arranged next to each other (in a symmetric fashion), while arrows going through multiple lines indicate that the corresponding boxes are arranged on top of each other (in an antisymmetric fashion), with examples given in [48]. In this notation, the vertex factors in eq. (4) represent how the arrows of the three representations  $\mathcal{R}_A, \mathcal{R}_B, \mathcal{R}_C$  combine or split at the given vertex, and gauge invariance requires conservation of oriented lines. A gauge invariant state in the absence of any charges therefore contains no source of oriented lines, and therefore all oriented lines form closed loops. Such a state can therefore be represented by specifying all loops, and for links with multiple lines in the same direction how these lines combine into symmetric and antisymmetric pieces. The Hilbert space is therefore given by

$$\mathcal{H} = \text{span}(\{|L_i, a_i\}) , \quad (6)$$

where  $L_i$  specifies the  $i$ 'th loop, and  $a_l$  how the arrows on link  $l$  combine. While this basis is highly non-local, it proves to be useful when performing an expansion in inverse powers of  $1/N_c$ , as will be discussed next.

### B. Simplifications from the $1/N_c$ expansion

So far this discussion has been completely general, and did not rely on an expansion in  $1/N_c$ . Several important simplifications happen when performing this expansion, which we will now discuss. First, to leading order in  $1/N_c$  the Casimir of a given representation is given by

$$C(\mathcal{R}) = n(\mathcal{R}) \frac{N_c}{2} (1 + \mathcal{O}(1/N_c)) , \quad (7)$$

and the dimension of representations of  $SU(N_c)$  scale with the number of boxes as

$$d(\mathcal{R}) \sim N_c^{n(\mathcal{R})} . \quad (8)$$

A second important simplification that was shown in [48] is that at leading order in large  $N_c$  the only unsuppressed states are those where loops enclose only a single plaquette. Working strictly to leading order in all terms would therefore require to only specify the number of boxes determining the representation at each plaquette, giving rise to a Hilbert space spanned by

$$\mathcal{H} = \text{span}(\{|n(\mathcal{R}_p)\}) . \quad (9)$$

The corresponding Hamiltonian is very simple, and as shown in appendix B is exactly solvable, leading to a theory with vanishing correlation length. Given that taking the continuum limit of the lattice theory requires tuning the lattice theory to the limit of infinite correlation length, one clearly needs to go beyond the strict  $1/N_c$  limit. In fact, in [48] it was further shown that the presence of a loop suppresses the state by a factor proportional to  $N_c^{1-m}$ , with  $m$  the number of plaquettes enclosed by the loop.

There are several different effects at  $\mathcal{O}(1/N_c)$  that need to be taken into account. First, both the electric and magnetic terms in the Hamiltonian receive corrections at that order. The Casimir of the different representations, which are required for the electric contribution to the Hamiltonian, need to be included at subleading order. The same is true for transitions between representations mediated by the magnetic contribution to the Hamiltonian, described by

Clebsch-Gordan coefficients. Closed form, analytical expressions exist for the Casimirs of any  $SU(N_c)$  group, and are summarized in appendix C. Such expressions do not exist for Clebsch-Gordan coefficients, and need to be worked out for the various transitions required. Some general relations that allow the relevant combinations of Clebsch-Gordan coefficients used in this work to be derived are given in appendix D.

Second, in order to obtain non-zero correlation lengths, working to  $\mathcal{O}(1/N_c)$  requires introducing states where loops enclose  $m = 2$  plaquettes. This can be understood by the fact that each contraction of a fundamental and antifundamental index of a representation is suppressed by one power of  $1/N_c$ . Using the same argument, one can obtain a power counting in  $1/N_c$  of matrix elements of the plaquette operator. Since a plaquette operator contains Wilson line operators in the fundamental representation on the four links enclosing the plaquette, a transition can create or annihilate up to 4 lines in the state it acts upon. Transitions in which less than four lines are created or annihilated are suppressed by powers of  $1/N_c$ , and the suppression is given by the difference from four of the number of lines annihilated or created. Examples of transitions allowed at this order are shown in in figs. 4 to 7.

### III. TRUNCATING THE ELECTRIC BASIS STATES

In the discussion up to this point we have retained the full Hilbert space of the gauge boson at each link. Since this Hilbert space is infinite dimensional, it has to be truncated to make numerical simulations feasible. This truncation restricts the full Hilbert space to a subspace, and has to be performed in such a way that matrix elements of observables one aims to describe, which are typically low lying states in the spectrum, are well approximated in the chosen subspace. For this reason, the subspace is formed from states exhibiting low energy density on the lattice. Eigenstates of the electric Hamiltonian are characterized by the representations of the gauge fields on each link. Gauss' law, which has to be enforced on states in the physical Hilbert space is most easily represented using such representations of the gauge field. The most commonly used truncation of the Hilbert space is therefore based on the electric energy density, including only those states that have electric energy density below a certain value in the lattice. This truncation can be shown to be very efficient in the strong coupling limit, while its efficiency at weaker coupling needs to be studied more carefully. In this work we will choose to truncate based on the electric energy density, and study the efficiency of this truncation by comparing results in the first few orders.

The precise definition of the restriction of the energy density used can vary. A common definition is to limit the electric energy on each link, which restricts the representations of the electric basis states at each link. Since the electric energy in a given link is given by the Casimir of the representation of the link, which as shown in eq. (7) is determined only by the number of oriented lines on the link in the large  $N_c$  limit, one can construct the subspace by including all gauge invariant states with at most  $k$  oriented lines on each link. This corresponds to the  $1/N_c$  limit of the basis used in [37]. One issue with this basis is that it includes a large number of states that are suppressed by large powers of  $1/N_c$ , as one can form arbitrarily large loops from the states contained in this subspace. For this reason, it is useful to consider alternatives to this truncation that allow for an easier implementation of the constraints arising from the  $1/N_c$  expansion.

An alternative construction of a truncated subspace considered in this work is inspired by the Krylov subspace construction. Krylov subspaces are spanned by the vectors generated by repeatedly applying an operator to an initial vector. These subspaces are the basis of the Lanczos algorithm and have proven to be useful in traditional lattice calculations [125–127]. In this work, a localized version of Krylov subspaces are used by constructing states through repeated applications of the plaquette operators which make up the magnetic Hamiltonian on the electric vacuum state. To limit the local energy densities that can be generated, we restrict the number of times a plaquette operator can be applied in a given local region. First, we require that we can apply a given plaquette operator at most  $n_p$  times. Since applications of neighboring plaquette operators both act on the shared link, we furthermore restrict the total number of link operators arising from these plaquette operators at each link to  $n_l$ . The two numbers satisfy  $n_l \geq n_p$ , and the combination  $(n_p, n_l)$  define a plaquette based truncation.

As is the case for any Krylov subspace construction, this latter construction is defined through the action of plaquette operators on sets of states that can be obtained through repeated applications on a starting state, in our case the electric vacuum state. As discussed, the matrix elements of the plaquette operators depend on Clebsch-Gordan coefficients, which can be expanded in powers of  $1/N_c$ . The precise definition of the truncated subspace therefore depends on how this  $1/N_c$  expansion is implemented. In this work we set all transitions between states that are suppressed by two or more powers of  $1/N_c$  to zero, while keeping all transitions that arise at  $\mathcal{O}(1)$  or  $\mathcal{O}(1/N_c)$ . An example of a disallowed transition is given in fig. 3.

Note that, due to transitions at  $1/N_c$ , the number of oriented lines on any given link can be smaller than the number of link operators applied. One can therefore add a restriction on the total number of oriented lines on each link of the states reached by the application of the plaquette operators, such that each truncation is labeled by the three numbers  $(n_p, n_l, k)$ .

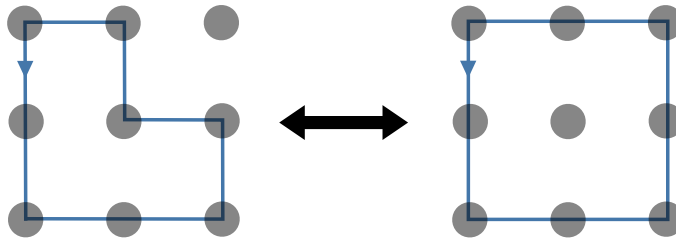


FIG. 3. This transition is of  $\mathcal{O}(1/N_c^2)$ . This can be seen because it involves the deletion of two lines due to the action of a plaquette operator. Accordingly, in this work we do not attempt to correctly describe the matrix elements associated to this transition.

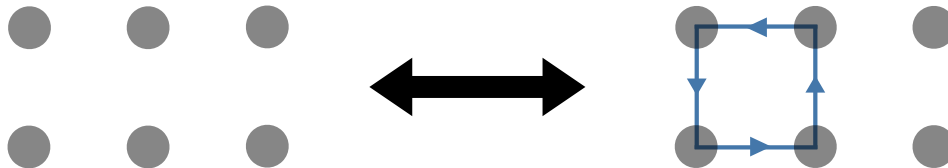


FIG. 4. The transition allowed in the  $(1, 1, 1)$  truncation.

The truncation introduced here implies a restriction on the local energy density on the lattice. By construction, all states in this truncation have irreps with at most  $k$  oriented lines on each link. However, there are constraints on the local energy density in a 2-plaquette system as well. Consider the total number of oriented lines in any adjacent pair of plaquettes, arising from loops that are contained within the chosen pair. We specify this number, and label the largest possible number on the lattice by  $\Lambda$ . The simplest  $(1, 1, 1)$  truncation has at most a single plaquette in each pair excited, corresponding to  $\Lambda = 4$ . This is the truncation used in [48]. The  $(1, 2, 1)$  truncation adds a single loop encircling both plaquettes, corresponding to  $\Lambda = 6$ . The  $(1, 2, 2)$  truncation adds states with one loop encircling each plaquette, therefore contributing at  $\Lambda = 8$ . However, there are other states contributing to  $\Lambda = 8$ , which arise from the  $(2, 2, 2)$  truncation. Thus one might expect that the  $(1, 2, 2)$  truncation might not be a systematic expansion, which will be confirmed in our numerical analysis later.

The next question is how to represent such truncations efficiently in a particular representation of the Hilbert space, and the states discussed so far allow for a particular convenient representation. For the truncations up to  $(2, 2, 2)$  that will be used in this work, states can be written as

$$|\{\mathcal{R}_p\}, \{\mathcal{L}_l\}\rangle = \mathcal{N}(\{\mathcal{R}_p\}, \{\mathcal{L}_l\}) \prod_l |\mathcal{L}_l\rangle_l \langle \mathcal{L}_l|_l \prod_p \hat{\square}_p^{(\mathcal{R}_p)} |0\rangle, \quad (10)$$

where  $|0\rangle$  is the electric vacuum,  $\hat{\square}_p^{(\mathcal{R}_p)}$  is the plaquette operator at plaquette  $p$  with parallel transporters in the  $\mathcal{R}_p$  representation,  $|\mathcal{L}_l\rangle_l \langle \mathcal{L}_l|_l$  is the projection of the state on link  $l$  onto the representation  $\mathcal{L}_l$  and  $\mathcal{N}(\{\mathcal{R}_p\}, \{\mathcal{L}_l\})$  is a normalization constant. Therefore, basis states are specified by assigning a representation to each plaquette and a representation to each link. Similar encodings of state labels onto plaquettes has been explored for  $U(1)$  [66, 128] and  $SU(2)$  lattice gauge theories [49, 107, 108]. Note that the basis introduced in Ref. [49] was restricted to  $2 + 1D$  honeycomb lattices with open boundary conditions due to the existence of redundant basis states. The truncation in  $1/N_c$  in this work resolves this issue by removing the coupling to the redundant basis states.

Furthermore, all transitions required in these truncations can be represented by specifying the representations  $\mathcal{R}_1$  and  $\mathcal{R}_2$  of the two neighboring plaquettes, as well as the projection  $\mathcal{L}_l$  on the shared link, which must be an irrep  $\mathcal{L}_l$  in  $\bar{\mathcal{R}}_1 \otimes \mathcal{R}_2$  (or  $\mathcal{R}_1 \otimes \bar{\mathcal{R}}_2$  depending on the assigned orientation).

### A. $(1,1,1)$ ( $\Lambda = 4$ ) Truncation

The harshest truncation of the Hilbert space allows each plaquette operator to be only applied once and each link to only have a single plaquette operator applied to it. At this truncation, once the representations on the plaquettes have been specified, the representations on the links will be as well. Therefore, this truncation requires a single qutrit per plaquette with basis states labeled by  $|\mathbf{1}\rangle$ ,  $|\square\rangle$ , and  $|\blacksquare\rangle$ . With this basis, the truncated  $SU(N_c)$  Hamiltonian at

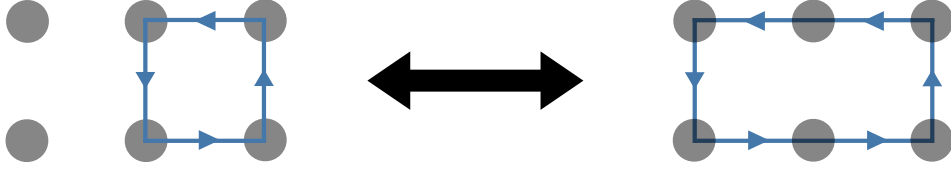


FIG. 5. The new transition allowed in the (1, 2, 1) truncation.

leading order in large  $N_c$  is given by

$$\hat{H} = \sum_p g^2 \left( N_c - \frac{1}{N_c} \right) \left( |\square\rangle_p \langle \square|_p + |\blacksquare\rangle_p \langle \blacksquare|_p \right) - \frac{1}{2g^2} \left( \prod_{\hat{n}} |\mathbf{1}\rangle_{p+\hat{n}} \langle \mathbf{1}|_{p+\hat{n}} \right) \left( |\square\rangle_p \langle \mathbf{1}|_p + |\blacksquare\rangle_p \langle \mathbf{1}|_p + \text{h.c.} \right), \quad (11)$$

where  $p$  labels plaquettes on the lattice and  $p + \hat{n}$  specifies neighboring plaquettes in the  $\hat{n}$  direction. The transitions allowed here are represented in fig. 4. Note that at this truncation, it is possible to enforce the  $C$  symmetry locally and replace the qutrits with qubits. Explicitly, with the basis assignment

$$\begin{aligned} |0\rangle_p &= |\mathbf{1}\rangle_p \\ |1\rangle_p &= \frac{1}{\sqrt{2}} \left( |\square\rangle_p + |\blacksquare\rangle_p \right), \end{aligned} \quad (12)$$

the Hamiltonian for the even  $C$  sector becomes

$$\hat{H} = \sum_p g^2 \left( N_c - \frac{1}{N_c} \right) |1\rangle_p \langle 1|_p - \frac{1}{\sqrt{2}g^2} \left( \prod_{\hat{n}} |0\rangle_{p+\hat{n}} \langle 0|_{p+\hat{n}} \right) \hat{X}_p, \quad (13)$$

where  $\hat{X}_p$  is the Pauli X operator acting on the qubit at plaquette  $p$ . Note that compared to our previous SU(3) Hamiltonian [48], there is no term from the plaquette proportional to  $|1\rangle_p \langle 1|_p$  as that was a unique feature of SU(3). In the formulation in this work, this term will only be present in higher truncations of the theory.

### B. (1,2,1) ( $\Lambda = 6$ ) Truncation

The next non-trivial truncation is the (1, 2, 1) truncation. This truncation allows neighboring plaquettes to be excited with their shared link in the  $\mathbf{1}$  representation. In a two plaquette system, there could be up to  $\Lambda = 6$  excited links. At leading order in large  $N_c$ , this is still equivalent to the (1, 1, 1) truncation. At order  $1/N_c$ , the plaquette operator will be modified to allow neighboring plaquettes to be excited, as shown in fig. 5. In this truncation, states can still be represented using a qutrit per plaquette. If neighboring plaquettes are both in the  $|\blacksquare\rangle$  ( $|\square\rangle$ ) state it will be interpreted as a loop of electric flux flowing (counter)-clockwise around the two plaquettes with their shared link unexcited. The Hamiltonian is given by

$$\begin{aligned} \hat{H}^{(1,2,1),1/N_c} &= \hat{H}_E^{(1,2,1),1/N_c} + \hat{H}_B^{(1,2,1),1/N_c} \\ \hat{H}_E^{(1,2,1),1/N_c} &= g^2 \left( N_c - \frac{1}{N_c} \right) \sum_p \left[ \left( |\square\rangle_p \langle \square|_p + |\blacksquare\rangle_p \langle \blacksquare|_p \right) \right. \\ &\quad \left. - \frac{1}{2} \sum_{\hat{n}} \left( |\square\rangle_p \langle \square|_p |\square\rangle_{p+\hat{n}} \langle \square|_{p+\hat{n}} + |\blacksquare\rangle_p \langle \blacksquare|_p |\blacksquare\rangle_{p+\hat{n}} \langle \blacksquare|_{p+\hat{n}} \right) \right] \\ \hat{H}_B^{(1,2,1),1/N_c} &= -\frac{1}{2g^2} \sum_p \left( \prod_{\hat{n}} |\mathbf{1}\rangle_{p+\hat{n}} \langle \mathbf{1}|_{p+\hat{n}} \right) \left( |\square\rangle_p \langle \mathbf{1}|_p + |\blacksquare\rangle_p \langle \mathbf{1}|_p + \text{h.c.} \right) \\ &\quad - \frac{1}{2g^2 N_c} \sum_p \sum_{\hat{k}} |\square\rangle_{p+\hat{k}} \langle \square|_{p+\hat{k}} \prod_{\hat{n} \neq \hat{k}} \left( |\mathbf{1}\rangle_{p+\hat{n}} \langle \mathbf{1}|_{p+\hat{n}} \right) \left( |\square\rangle_p \langle \mathbf{1}|_p + \text{h.c.} \right) \\ &\quad - \frac{1}{2g^2 N_c} \sum_p \sum_{\hat{k}} |\blacksquare\rangle_{p+\hat{k}} \langle \blacksquare|_{p+\hat{k}} \prod_{\hat{n} \neq \hat{k}} \left( |\mathbf{1}\rangle_{p+\hat{n}} \langle \mathbf{1}|_{p+\hat{n}} \right) \left( |\blacksquare\rangle_p \langle \mathbf{1}|_p + \text{h.c.} \right), \end{aligned} \quad (14)$$

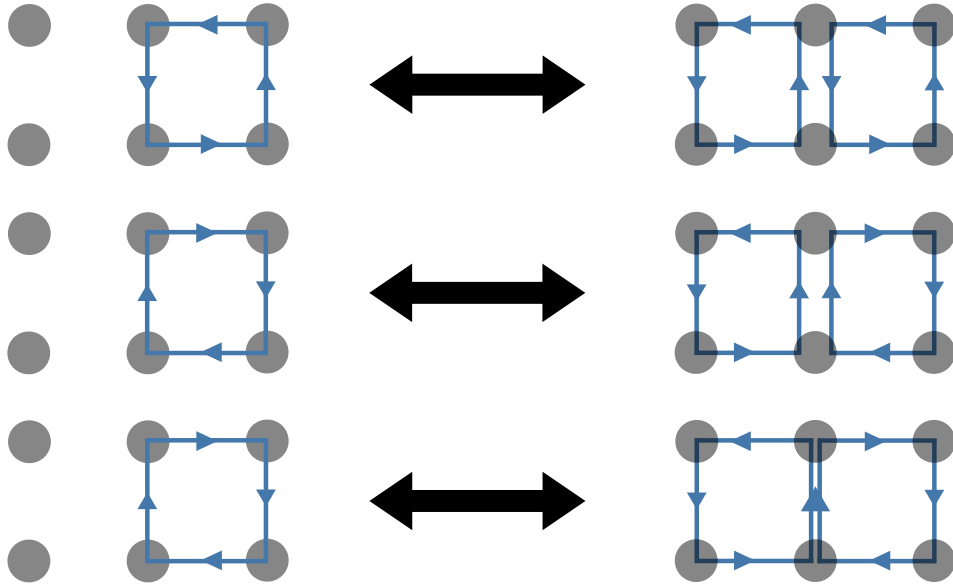


FIG. 6. New transitions allowed in the  $(1, 2, 2)$  truncation. The state depicted on the top right corresponds to a state of the form  $|\square\rangle_p |1\rangle_l |\square\rangle_{p+\hat{n}}$ . From (D1), we see this transition has a prefactor  $\sqrt{1 - \frac{1}{N_c^2}}$ , once we recall that the adjoint representation  $\blacksquare$  has dimension  $N_c^2 - 1$ . Similarly, the state on the middle right corresponds to  $|\square\rangle_p |1\rangle_l |\blacksquare\rangle_{p+\hat{n}}$ , and the associated transition has prefactor  $\sqrt{\frac{1}{2}\left(1 + \frac{1}{N_c}\right)}$ , once we recall that  $\square\square$  has dimension  $N_c(N_c + 1)/2$ . Finally, the state on the lower right corresponds to  $|\square\rangle_p |0\rangle_l |\blacksquare\rangle_{p+\hat{n}}$ , and the associated transition has prefactor  $\sqrt{\frac{1}{2}\left(1 - \frac{1}{N_c}\right)}$ , once we recall that  $\square\square$  has dimension  $N_c(N_c - 1)/2$ .

At this truncation, it is still possible to project the even  $C$  sector into a basis with a qubit assigned to each link. Regions of qubits in the  $|1\rangle$  state correspond to there being a superposition of flux flowing clockwise and counter-clockwise around the boundary of the region. With this encoding, the Hamiltonian is

$$\begin{aligned} \hat{H}^{(1,2,1)} = & \sum_p g^2 \left(N_c - \frac{1}{N_c}\right) |1\rangle_p \langle 1|_p - \frac{g^2 \left(N_c - \frac{1}{N_c}\right)}{2} \sum_{\hat{n}} |1\rangle_p \langle 1|_p |1\rangle_{p+\hat{n}} \langle 1|_{p+\hat{n}} \\ & - \frac{1}{\sqrt{2}g^2} \left( \prod_{\hat{n}} |0\rangle_{p+\hat{n}} \langle 0|_{p+\hat{n}} \right) \hat{X}_p - \frac{1}{2g^2 N_c} \sum_{\hat{k}} |1\rangle_{p+\hat{k}} \langle 1|_{p+\hat{k}} \left( \prod_{\hat{n} \neq \hat{k}} |0\rangle_{p+\hat{n}} \langle 0|_{p+\hat{n}} \right) \hat{X}_p. \end{aligned} \quad (15)$$

### C. $(1, 2, 2)$ Truncation

The next  $(n_p, n_l, k)$  truncation will still allow each plaquette operator to only be applied a single time, but will allow neighboring plaquette operators to be applied. At leading order in large  $N_c$ , these shared links can support higher irreps labeled by  $\blacksquare$  (the adjoint irrep),  $\square\square$  (two indices combined symmetrically), and  $\square$  (two indices combined anti-symmetrically). Note that for  $SU(3)$   $\blacksquare$  is the same as the  $\square$  representation, but for larger  $N_c$  this is a different representation. To represent electric basis states, a qutrit will be assigned to each plaquette and a qubit will be assigned to each link. When all qubits are in the zero state, the qutrit basis assignment is the same as the previous section, specifying if there is a loop of electric flux flowing around the plaquette. When neighboring plaquettes are excited, there is an ambiguity in the state of their shared link. If both plaquettes have a counter-clockwise loop of flux, their shared link can be in the  $\mathbf{1}$  or  $\blacksquare$  irrep. However, at leading order in large  $N_c$  the  $\mathbf{1}$  irrep is not present. If one plaquette is clockwise and the other is clockwise, the shared link can be in the  $\square\square$  or  $\square$ . The qubit on the shared link will be used to resolve this ambiguity. If the qubit is in the  $|0\rangle$  state, the shared link will be in the  $\mathbf{1}$  or  $\square$  depending on the neighboring qutrits and if the qubit is in the  $|1\rangle$  state the shared link will be in the  $\blacksquare$  or  $\square\square$ .



irrep. With this basis, the  $SU(N_c)$  Hamiltonian at this truncation on a two dimensional lattice is given by

$$\begin{aligned}
\hat{H}^{(1,2,2)} &= \hat{H}_E^{(1,2,2)} + \hat{H}_B^{(1,2,2)} \\
\hat{H}_E^{(1,2,2)} &= g^2 \sum_p \left( N_c - \frac{1}{N_c} \right) \left( |\square\rangle_p \langle \square|_p + |\blacksquare\rangle_p \langle \blacksquare|_p \right) \\
&\quad + g^2 \sum_{\langle p,p' \rangle} \left[ -\frac{N_c - \frac{1}{N_c}}{2} \left( |\square\rangle_p \langle \square|_p |\square\rangle_{p'} \langle \square|_{p'} + |\blacksquare\rangle_p \langle \blacksquare|_p |\blacksquare\rangle_{p'} \langle \blacksquare|_{p'} \right) |0\rangle_l \langle 0|_l \right. \\
&\quad + \frac{1}{2N_c} \left( |\square\rangle_p \langle \square|_p |\square\rangle_{p'} \langle \square|_{p'} + |\blacksquare\rangle_p \langle \blacksquare|_p |\blacksquare\rangle_{p'} \langle \blacksquare|_{p'} \right) |1\rangle_l \langle 1|_l \\
&\quad - \frac{1 + \frac{1}{N_c}}{2} \left( |\square\rangle_p \langle \square|_p |\blacksquare\rangle_{p'} \langle \blacksquare|_{p'} + |\blacksquare\rangle_p \langle \blacksquare|_p |\square\rangle_{p'} \langle \square|_{p'} \right) |0\rangle_l \langle 0|_l \\
&\quad \left. + \frac{1 - \frac{1}{N_c}}{2} \left( |\square\rangle_p \langle \square|_p |\blacksquare\rangle_{p'} \langle \blacksquare|_{p'} + |\blacksquare\rangle_p \langle \blacksquare|_p |\square\rangle_{p'} \langle \square|_{p'} \right) |1\rangle_l \langle 1|_l \right] \\
\hat{H}_B^{(1,2,2)} &= -\frac{1}{2g^2} \sum_p \prod_{\hat{n}} \hat{C}_{\square}^{p+\hat{n}} |\square\rangle_p \langle \mathbf{1}|_p + \prod_{\hat{n}} \hat{C}_{\blacksquare}^{p+\hat{n}} |\blacksquare\rangle_p \langle \mathbf{1}|_p + \text{h.c.} \\
\hat{C}_{\mathbf{R}}^{p+\hat{n}} &= |\mathbf{1}\rangle_{p+\hat{n}} \langle \mathbf{1}|_{p+\hat{n}} |0\rangle_l \langle 0|_l + \sqrt{1 - \frac{1}{N_c^2}} |\mathbf{R}\rangle_{p+\hat{n}} \langle \mathbf{R}|_{p+\hat{n}} |1\rangle_l \langle 0|_l \\
&\quad + \sqrt{\frac{1}{2} \left( 1 - \frac{1}{N_c} \right)} |\bar{\mathbf{R}}\rangle_{p+\hat{n}} \langle \bar{\mathbf{R}}|_{p+\hat{n}} |0\rangle_l \langle 0|_l + \sqrt{\frac{1}{2} \left( 1 + \frac{1}{N_c} \right)} |\bar{\mathbf{R}}\rangle_{p+\hat{n}} \langle \bar{\mathbf{R}}|_{p+\hat{n}} |1\rangle_l \langle 0|_l, \tag{16}
\end{aligned}$$

where  $p$  and  $p'$  are neighboring plaquettes and  $l$  is their shared link. Note that the matrix elements of the plaquette operator at this truncation can be derived using the results from the authors' previous work [48] as described in appendix D. The new transitions included in this truncation are depicted in fig. 6. The Hamiltonian in higher spatial dimensions takes a similar form, except the plaquette operators have additional projectors to ensure no link carries more than two excitations.

The  $1/N_c$  corrections at this truncation require including states with neighboring plaquettes excited and their shared link in the  $\mathbf{1}$  irrep. In the loop notation, these states look like extended loops of electric flux. At this truncation, these states can still be represented using the basis described in section III C. The Hamiltonian becomes

$$\begin{aligned}
\hat{H} &= \hat{H}_E^{(1,2,2)} + \hat{H}_B^{(1,2,2),1/N_c} \\
\hat{H}_B^{(1,2,2),1/N_c} &= \hat{H}_B^{(1,2,2)} - \frac{1}{2g^2 N_c} \sum_{\hat{k}} \left( |\square\rangle_{p+\hat{k}} \langle \square|_{p+\hat{k}} |0\rangle_l \langle 0|_l \prod_{\hat{n} \neq \hat{k}} \hat{C}_{\square}^{p+\hat{n}} |\square\rangle_p \langle \mathbf{1}|_p + \text{h.c.} \right) \\
&\quad - \frac{1}{2g^2 N_c} \sum_{\hat{k}} \left( |\blacksquare\rangle_{p+\hat{k}} \langle \blacksquare|_{p+\hat{k}} |0\rangle_l \langle 0|_l \prod_{\hat{n} \neq \hat{k}} \hat{C}_{\blacksquare}^{p+\hat{n}} |\blacksquare\rangle_p \langle \mathbf{1}|_p + \text{h.c.} \right), \tag{17}
\end{aligned}$$

where  $\hat{k}$  is a unit vector in the  $k$ -th direction, and  $l$  is the shared link for plaquettes  $p$  and  $p + \hat{k}$ .

#### D. (2,2,2) ( $\Lambda = 8$ ) Truncation

The next truncation allows each plaquette operator to be applied twice and each link to have at most two plaquette operators applied to it. In a two plaquette system, this would allow up to  $\Lambda = 8$  units of electric flux. This will add states that have plaquettes with a loop of flux in the  $\square$ ,  $\blacksquare$ ,  $\square\blacksquare$ ,  $\blacksquare\square$ , or  $\blacksquare\blacksquare$  representation, as shown in fig. 7. Basis states at this truncation can be represented similar to the (1,2,2) truncation, with the qutrits replaced by a qu8. The qubits on the links will be used to resolve ambiguities as before. The Hamiltonian at leading order in large  $N_c$  is

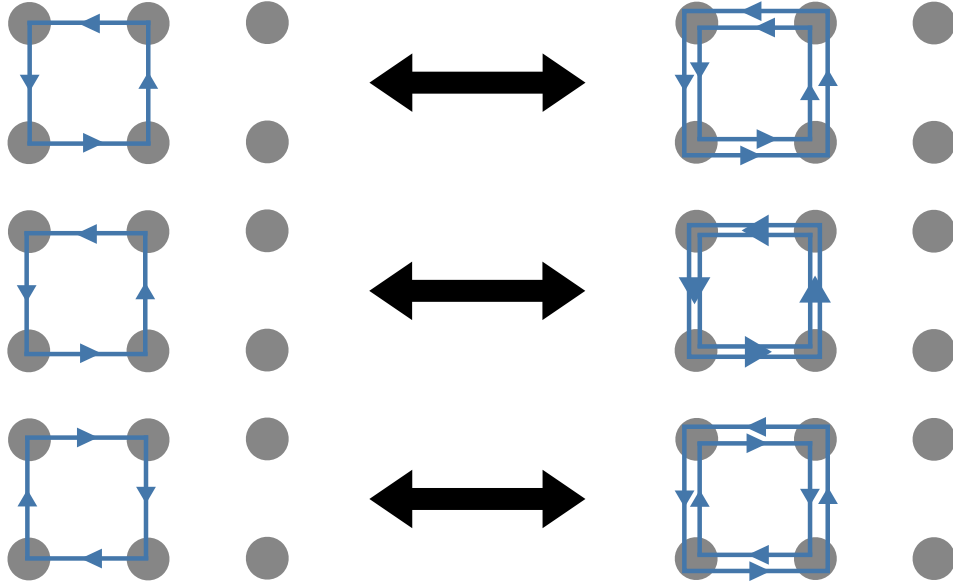


FIG. 7. New transitions allowed in the (2, 2, 2) truncation.

given by

$$\begin{aligned}
\hat{H}^{(2,2,2)} &= \hat{H}_E^{(2,2,2)} + \hat{H}_B^{(2,2,2)} \\
\hat{H}_E^{(2,2,2)} &= \hat{H}_E^{(1,2,2)} + \sum_p 2N_c g^2 |\blacksquare\rangle_p \langle \blacksquare|_p + 2g^2 \left( N_c + 1 - \frac{2}{N_c} \right) \left( |\square\square\rangle_p \langle \square\square|_p + |\blacksquare\blacksquare\rangle_p \langle \blacksquare\blacksquare|_p \right) \\
&\quad + 2g^2 \left( N_c - 1 - \frac{2}{N_c} \right) \left( |\square\square\rangle_p \langle \square\square|_p + |\blacksquare\blacksquare\rangle_p \langle \blacksquare\blacksquare|_p \right) \\
\hat{H}_B^{(2,2,2)} &= \hat{H}_B^{(1,2,2)} - \frac{1}{2g^2} \sum_p \prod_{\hat{n}} |\mathbf{1}\rangle_{p+\hat{n}} \langle \mathbf{1}|_{p+\hat{n}} \left( |\square\square\rangle_p \langle \square\square|_p + |\blacksquare\blacksquare\rangle_p \langle \blacksquare\blacksquare|_p \right. \\
&\quad \left. + |\square\square\rangle_p \langle \square\square|_p + |\blacksquare\blacksquare\rangle_p \langle \blacksquare\blacksquare|_p + \text{h.c.} \right). \tag{18}
\end{aligned}$$

The  $1/N_c$  corrections to this Hamiltonian are obtained by replacing  $\hat{H}_B^{(1,2,2)}$  with  $\hat{H}_B^{(1,2,2),1/N_c}$ .

In the case of SU(3),  $\square = \blacksquare$  and  $\blacksquare = \square$  which means one only needs a qu6 for each plaquette instead of a qu8.

Explicitly for SU(3), the Hamiltonian at this truncation is

$$\begin{aligned}
\hat{H}^{(2,2,2)} &= \hat{H}_E^{(2,2,2)} + \hat{H}_B^{(2,2,2)} \\
\hat{H}_E^{(2,2,2)} &= \hat{H}_E^{(1,2,2)} + \sum_p 6g^2 |\blacksquare\rangle_p \langle \blacksquare|_p + g^2 \frac{20}{3} \left( |\square\square\rangle_p \langle \square\square|_p + |\blacksquare\blacksquare\rangle_p \langle \blacksquare\blacksquare|_p \right) \\
\hat{H}_B^{(2,2,2)} &= \hat{H}_B^{(1,2,2)} - \frac{1}{2g^2} \sum_p \prod_{\hat{n}} |\mathbf{1}\rangle_{p+\hat{n}} \langle \mathbf{1}|_{p+\hat{n}} \left( |\blacksquare\blacksquare\rangle_p \langle \square\square|_p + |\blacksquare\blacksquare\rangle_p \langle \square\square|_p + |\square\square\rangle_p \langle \blacksquare\blacksquare|_p \right. \\
&\quad \left. + |\square\square\rangle_p \langle \square\square|_p + |\blacksquare\blacksquare\rangle_p \langle \blacksquare\blacksquare|_p + \text{h.c.} \right). \tag{19}
\end{aligned}$$

#### IV. NUMERICAL COMPARISON

To understand how these truncations perform in practice, the ground states of these SU(3) Hamiltonians were computed for small lattices in  $2 + 1D$  using the density matrix renormalization group (DMRG) [129] implemented using the C++ and Julia `iTensor` libraries [130]. These calculations were performed using open boundary conditions.

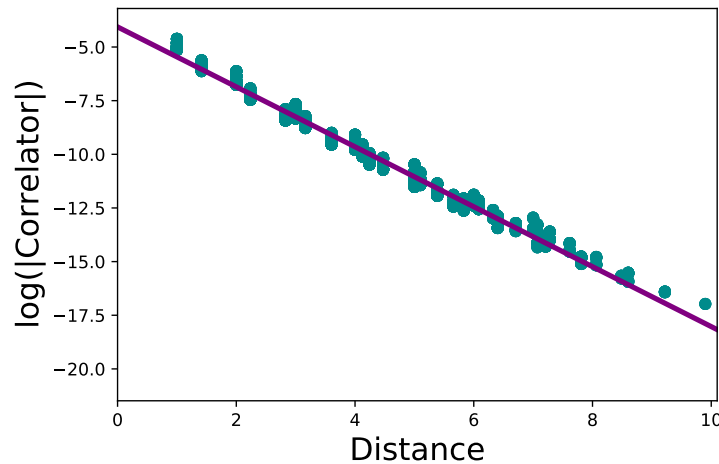


FIG. 8. The blue points show the correlation function defined in Eq. (20) for the  $(1, 1, 1)$  truncation with  $g = 0.8$  on an  $8 \times 8$  lattice. The purple line is the fit to an exponential function.

Calculations were performed for each truncation including the  $1/N_c$  corrections. Details of the DMRG are given in appendix E. Since the continuum limit is located at  $g = 0$ , higher truncations should allow a closer approach to the continuum limit, and as the truncation is raised, the truncated Hamiltonian should approximate the untruncated theory better at small couplings  $g$ . To understand how small of a lattice spacing can be achieved, the mass of the  $0^{++}$  glueball was computed. In  $3 + 1D$ , the mass could be matched to a traditional lattice calculation of the glueball mass to set the lattice spacing. In traditional lattice calculations, particle masses are extracted by fitting correlation functions of operators with the appropriate quantum numbers. In this work, the glueball mass in  $2 + 1D$  will be computed by fitting the vacuum correlation function of  $\hat{O}(p) = |\square\rangle_p \langle \square|_p + |\blacksquare\rangle_p \langle \blacksquare|_p$  to an exponential. Explicitly, the set of data points used in the fit was

$$\left\{ \left( \|\vec{r}_1 - \vec{r}_2\|, \langle \Omega | \hat{O}(\vec{r}_1) \hat{O}(\vec{r}_2) | \Omega \rangle - \langle \Omega | \hat{O}(\vec{r}_1) | \Omega \rangle \langle \Omega | \hat{O}(\vec{r}_2) | \Omega \rangle \right) : \|\vec{r}_1 - \vec{r}_2\| \geq 1 \right\}, \quad (20)$$

where  $|\Omega\rangle$  is the vacuum state found using DMRG. For points that are a distance  $d \equiv \|\vec{r}_1 - \vec{r}_2\|$  apart, this correlation function asymptotes to  $ae^{-m_G d}$  which allows one to extract the glueball mass,  $m_G$ . An example of a correlation function is shown in fig. 8 for the  $(1, 1, 1)$  truncation with  $g = 0.8$  on an  $8 \times 8$  lattice. The points at fixed separations are not the same due to the use of the open boundary conditions in a finite volume. It is interesting to note that the points at non-integer separations (corresponding to lattice sites connected by a diagonal line) are still along the exponential fit. This is a reflection of the restoration of rotational symmetry which is necessary to approach the continuum limit. The results of this calculation for all truncations are shown in fig. 9 alongside a calculation of the glueball mass performed with the traditional action [131]. Surprisingly, these low lying truncations (with the exception of the  $(1, 2, 2)$  truncation) appear to be consistent with the traditional action to around  $g \approx 0.4$ . These calculations were done on different lattice sizes so exact agreement would not be expected due to finite volume effects.

The  $(1, 2, 2)$  truncation fails to agree with the untruncated calculation at all and has the lattice spacing freeze out at a larger value than the other truncations. At first sight, this is unexpected as the  $(1, 2, 2)$  truncation has more states included than the  $(1, 2, 1)$  truncation so it would be expected to be in better agreement with the untruncated theory. It is unclear if similar behavior will occur in truncations with larger  $(n_P, n_L, k)$  where  $n_P \neq n_L$ . Note that a strong coupling expansion of the vacuum state performed with the  $(1, 1, 1)$  truncation will agree with an expansion performed with the untruncated Hamiltonian to first order. The  $(2, 2, 2)$  truncation agrees to second order while the  $(1, 2, 2)$  truncation is only in agreement to first order. Naively, improving the performance of the truncation of the theory at weak coupling would also improve agreement in the strong coupling regime. From this perspective, it would not be unexpected for the  $(1, 2, 2)$  truncation to fail to improve over the  $(1, 1, 1)$  truncation. However, this does not explain why it appears to perform worse than the  $(1, 1, 1)$  truncation.

The unexpected behavior of the  $(1, 2, 2)$  truncation can be better understood by taking a more general view of Hamiltonian truncations. Instead of viewing truncations as a projection on the Hilbert space, they can be treated as a deformation of the untruncated Hamiltonian that decouples parts of the Hilbert space. Explicitly, a deformed

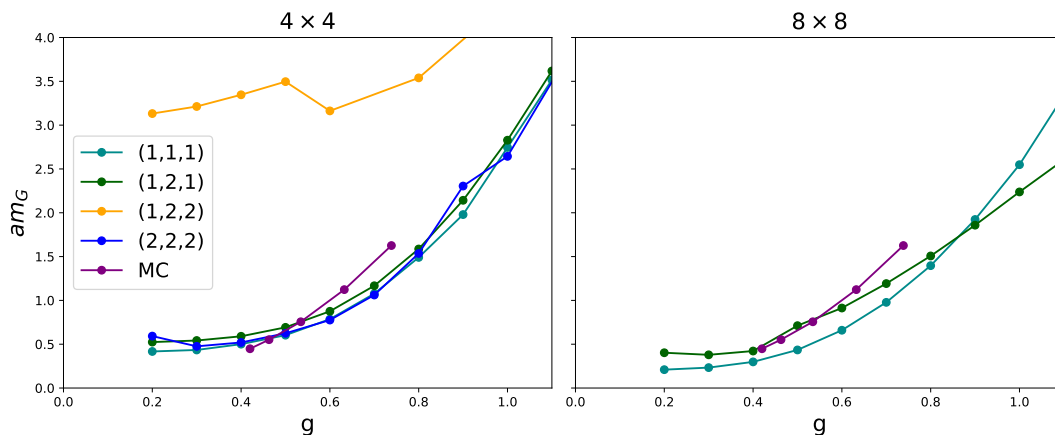


FIG. 9. Mass of the  $0^{++}$  glueball computed at different truncations as a function of  $g$ . The left panel shows the DMRG calculations performed on a  $4 \times 4$  lattice and the right panel shows the DMRG calculations performed on an  $8 \times 8$  lattice. The Monte Carlo data was taken from Table XVIII of reference [131].

version of the Kogut-Susskind Hamiltonian can be given by

$$\hat{H}(\vec{\epsilon}) = \frac{g^2}{2} \hat{H}_E + \frac{1}{2g^2} \sum_i \epsilon_i \hat{H}_i, \quad (21)$$

where  $\hat{H}_E$  is the full electric Hamiltonian and  $\hat{H}_i$  are different partitions of the magnetic Hamiltonian. The  $\hat{H}_i$  are chosen so that the  $n$ -th truncation corresponds to  $\epsilon_i = 1$  for  $i \leq n$  and  $\epsilon_i = 0$  for  $i > n$ . Generically,  $\vec{\epsilon}$  specifies some location in theory space with specific points corresponding to various truncations and the untruncated Hamiltonian. The untruncated Hamiltonian is given by all  $\epsilon_i = 1$  and as  $g \rightarrow 0$  there is a critical point corresponding to continuum Yang Mills. Ultimately, one would like to perform a lattice simulation in the neighborhood of this critical point. However, it may be the case that certain points in theory space have behavior that takes them farther away from this critical point than one may initially expect. To show that this is the case for the  $(1, 2, 2)$  truncation, a numerical simulation of

$$\hat{H}(\vec{\epsilon}) = \hat{H}^{(1,1,1)} + \epsilon_1 \left( \hat{H}^{(1,2,2)} - \hat{H}^{(1,1,1)} \right) + \epsilon_2 \left( \hat{H}^{(2,2,2)} - \hat{H}^{(1,2,2)} \right) \quad (22)$$

was performed for a  $5 \times 1$  lattice with PBC. The vacuum state was computed using exact diagonalization. This system size was too small to extract a correlation length by fitting, so an effective mass was computed instead. Explicitly, the correlation function  $G(x) = \langle \psi | \hat{O}(x) \hat{O}(0) | \psi \rangle - \langle \psi | \hat{O}(0) | \psi \rangle^2$  was computed where  $|\psi\rangle$  is the vacuum state. The correlations in the system were estimated from the effective mass  $m_{eff} = -\log \left( \left| \frac{G(2)}{G(1)} \right| \right)$ . The effective mass as a function of  $\epsilon_1$  and  $\epsilon_2$  for  $g = 0.5$  is shown in fig. 10. These calculations show that the  $(1, 2, 2)$  truncation is close to a point in theory space where the effective mass is divergent. Appendix A shows how dropping all  $1/N_c$  terms from the electric energy and plaquette operator in the  $(1, 2, 2)$  truncation gives a Hamiltonian with zero correlation length for any coupling  $g$ . As  $g \rightarrow 0$ , the effective mass should go to zero in the untruncated theory. The failure of the effective mass to decrease indicates that this is not a useful truncation of the Kogut-Susskind Hamiltonian.

We finally consider how these truncated Hamiltonians can be used to perform an actual calculation. One may expect that simulations with different truncations would be performed to estimate errors due to truncating the Hamiltonian. However, this is not necessary, as ultimately we are interested in deviations between our truncated Hamiltonian and the continuum limit, not deviations from the untruncated Kogut-Susskind Hamiltonian. The truncations of the Hamiltonian performed here are compatible with all of the symmetries of the Hamiltonian and preserve locality. This means that our truncated Hamiltonian can be described by a Symanzik effective action whose leading order piece is the Yang-Mills action plus irrelevant operators multiplied by powers of the lattice spacing. The lattice spacing  $a$  is inversely proportional to the correlation length of the system and goes to zero as the correlation length diverges. As fig. 9 shows, it appears that the correlation length of the truncated Hamiltonians freezes out, which sets a limit on how small of a lattice spacing can be reached. As the only deviations from the continuum limit are suppressed by powers of  $a$ , simulations with the truncated Hamiltonian can be performed with various values of  $a$  up to the minimum value allowed by the truncation and then extrapolations can be performed to smaller  $a$ . This is the same as

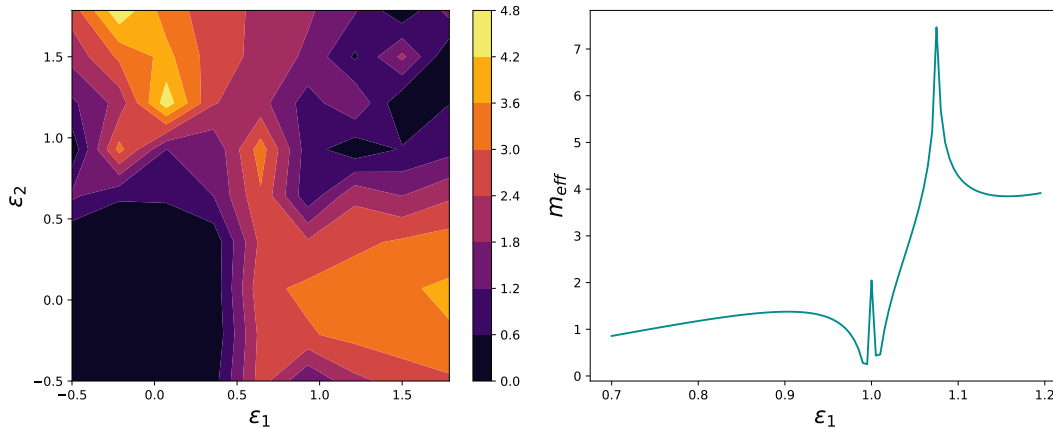


FIG. 10. Effective mass computed on a  $5 \times 1$  lattice with  $g = 0.5$ . The left panel shows the effective mass as a function of  $\epsilon_1$  and  $\epsilon_2$ . The right panel shows the effective mass as a function of  $\epsilon_1$  with  $\epsilon_2 = 0$ .

	(1, 1, 1) 2D	(1, 1, 1) 3D	(1, 2, 1) 2D	(1, 2, 1) 3D	(2, 2, 2) 2D at order $1/N_c$	(2, 2, 2) 3D at order $1/N_c$
Qubits	1	1	1	1	5	4
CNOT	16	134	20	1,744	249,274	249,226
H	2	46	2	598	72,030	72,030
$R_z$	17	157	19	2,030	247,216	247,096

TABLE I. Number of qubits and gates per plaquette required to implement a single first order Trotter step for different truncations of the Hamiltonian. Note that in 2D there are two links per plaquette and in 3D there is a single link per plaquette.

how traditional lattice calculations are performed in practice. From this perspective, increasing the truncation of the Hilbert space solely serves the role of making smaller lattice spacings accessible to simulation. However, performing these calculations with controlled errors requires a more detailed understanding of the effective actions that describe these truncated Hamiltonians.

## V. COMPUTATIONAL RESOURCES

To simulate the real-time dynamics of this theory, it will be necessary to construct a circuit to implement the time evolution operator. Time evolution will be implemented using a first-order Trotterization formula which approximates time evolution by

$$e^{-i\Delta t \sum_j \hat{H}_j} = \prod_j e^{-i\Delta t \hat{H}_j} + O(\Delta t^2), \quad (23)$$

where each of the  $e^{-i\Delta t \hat{H}_j}$  can be efficiently implemented on quantum hardware. Note that the circuits developed in this section could in principle be used to implement higher-order Trotter formulas. In this work, the Hamiltonian will be Trotterized by

$$e^{-i\hat{H}t} \approx e^{-i\hat{H}_E t} e^{-i\hat{H}_B t}. \quad (24)$$

All terms in  $\hat{H}_E$  commute with each other, so it does not matter in which order they are implemented. In the truncated Hamiltonian, plaquette operators with a shared link do not commute, and the order in which their time evolution is implemented matters. To implement the plaquette operators, the lattice should be split into separate sublattices where on each sublattice, the plaquettes have no shared links. Each sublattice can then be evolved in parallel.

The simplest truncation to simulate in two dimensions is the (1, 1, 1) truncation in the even  $C$  sector. The electric terms can be implemented with a single  $Z$  rotation per plaquette and the plaquette terms can be implemented using previously developed circuits [48]. The implementation of a single plaquette term will require 16 CNOT gates, 2 H

	(2,2,2) Truncation
1	517
$1/N_c$	1029
No Large $N_c$ truncation	19,594

TABLE II. The number of Givens rotations present when keeping terms in the plaquette order to different powers of  $1/N_c$ . The number of Givens rotations needed without a large  $N_c$  truncation was taken from Ref. [37].

gates, and 16  $R_z$  gates. A circuit of the same size can be used to implement the plaquette operator for the (1, 2, 1) truncation in two dimensions with the qubit encoding. An additional 2 CNOT gates and  $R_z$  gate will be needed per link to implement the electric energy operator in the (1, 2, 1) truncation.

In three spatial dimensions with the (1, 1, 1) truncation, the electric term can be implemented with a single  $R_z$  again, but the plaquette term is complicated by each plaquette on a square 3D lattice having 12 neighbors instead of 4 as in 2D. This means that implementing the time evolution generated by a single plaquette term requires implementing  $\exp(i\theta\hat{P}_0^{\otimes 12}\hat{X}_p)$ . This can be done using ancilla qubits with textbook techniques [132]. One can use Toffoli gates to encode the state of the control qubits onto ancilla qubits. The  $X$  rotation on the active qubit will be controlled on a single ancilla qubit. The control information on the ancillas will then be uncomputed with Toffoli gates. For a rotation controlled by 12 qubits this will require 11 ancilla qubits and a total of 22 Toffoli gates. The rotation controlled by a single ancilla qubit will require 2 CNOT gates, 2 H gates, and 2  $R_z$  gates. With the standard Toffoli circuit, the gate count for a single plaquette operator is 134 CNOT gates, 46 H gates, and 156  $R_z$  gates. Note that cancellations can likely be found to reduce this gate count, but in this work, we are interested in only an order-of-magnitude estimate of the resources necessary for performing time evolution. With the qubit encoding of the (1, 2, 1) truncation, the plaquette operator can be implemented using 13 Givens rotations which gives the gate count in table I.

The next truncation that allows one to approach closer to the continuum limit in two spatial dimensions is the (2, 2, 2) truncation. At this truncation, there is a single qubit assigned to each link and a qu6 assigned to each plaquette. For simulations on qubit hardware, each qu6 can be replaced by 3 qubits. The electric term of the Hamiltonian consists of single plaquette terms, and terms involving a plaquette, a link and a neighboring plaquette. The evolution generated by the single plaquette terms can be implemented by decomposing it into a sum over tensor products of Pauli  $\hat{Z}$  terms and evolving each one separately. This will require 8 CNOT gates and 8  $R_z$  gates per plaquette. The electric Hamiltonian terms with support on two plaquettes and a link will take a similar form except acting on 7 qubits instead of 3. Using the same strategy, the time evolution generated by these terms can be implemented using 128 CNOT gates and 128  $R_z$  gates per link. The plaquette term is somewhat more complicated to implement. In this work, the plaquette operator will be decomposed into a sum over generators of gauge invariant rotations and each rotation will be implemented independently. This approach was previously suggested for performing quantum simulations of SU(3) lattice gauge theory on a chain of plaquettes [37]. Each rotation couples two basis states, and can be implemented with standard techniques for Givens rotations. These Givens rotations act on 19 qubits, and a Gray code can be implemented with CNOT gates to turn the Givens rotation into a single qubit rotation controlled by 18 qubits. The Gray code requires at most 36 CNOT gates to implement and undo. The controlled rotation of the qubit will use 18 ancilla qubits and 34 Toffoli gates to encode / decode control information on the ancillas and 2 H gates, 2  $R_z$  gates and 2 CNOT gates to implement the rotation controlled by the ancilla. Therefore, the total gate count for a single Givens rotation is 242 CNOT gates, 70 H gates, and 240  $R_z$  gates. The number of Givens rotations that need to be performed depends on the order of the large  $N_c$  expansion used. Table II shows the number of Givens rotations required for different truncations in large  $N_c$ . The large  $N_c$  expansion reduces the number of Givens rotations needed in the time evolution circuit by roughly 95% from the theory with no large  $N_c$  truncation. The gate counts for this truncation are shown in table I.

In three spatial dimensions at the (2, 2, 2) truncation, the electric energy operators can be implemented using the same strategy as in 2D and the gate counts will be the same per link. As with the (1, 1, 1) truncation, the implementation of plaquette operators is complicated by each plaquette having 3 neighboring plaquettes per link. Due to this truncation, if two of the plaquettes neighboring a single link are excited, there will be no non-zero matrix elements for the plaquette operator. Note that the matrix elements of the plaquette operator only depend on the number of neighboring plaquettes excited on each link, not which neighboring plaquette is excited. This information can be encoded onto a set of three ancilla qubits using 3 CNOT gates per neighboring plaquette. The Givens rotations needed for implementing the time evolution operator will be controlled by these ancillas and the resulting circuit will be identical to the 2D case. The ancilla qubits will then be uncomputed after the Givens rotations. This approach to implementing the time evolution operator while keeping terms up to order  $1/N_c$  has the gate cost shown in table I. Note that it is likely more sophisticated methods of constructing Givens rotations can reduce this gate count further [133].

While the gate count for the (1, 1, 1) truncation is small enough to be implemented on NISQ devices, the (2, 2, 2)

	(1, 1, 1) $10 \times 10$	(1, 1, 1) $10 \times 10 \times 10$	(1, 2, 1) $10 \times 10$	(1, 2, 1) $10 \times 10 \times 10$	(2, 2, 2) $10 \times 10$ at order $1/N_c$	(2, 2, 2) $10 \times 10 \times 10$ at order $1/N_c$
Qubits	100	3,000	100	3,000	500	12,000
$T$	64,600	$1.79 \times 10^7$	72,700	$2.3 \times 10^8$	$9.4 \times 10^8$	$2.8 \times 10^{10}$

TABLE III. Number of qubits required to represent the state of the system and  $T$  gates required to implement a single first order Trotter step for different truncations of the Hamiltonian on a  $10 \times 10$  and  $10 \times 10 \times 10$  lattice. For the  $T$  gate count, it is assumed that  $R_z$  gates are synthesized to an accuracy of  $\epsilon = 10^{-10}$ .

truncation (and a closer approach to the continuum limit) will likely require using an error corrected quantum computer. This changes the dominant cost of the circuit from CNOT gates to  $R_z$  gates. In an error corrected quantum computer,  $R_z$  gates are implemented through the use of  $T$  gates. The number of  $T$  gates required to synthesize an  $R_z$  gate to accuracy  $\epsilon$  is  $1.15 \log_2(\frac{1}{\epsilon})$  [134]. Using the results from table I and assuming  $R_z$  are synthesized to an accuracy of  $\epsilon = 10^{-10}$ , the implementation described in this section require  $9.4 \times 10^8$   $T$  gates per Trotter step on a  $10 \times 10$  lattice and  $2.8 \times 10^{10}$   $T$  gates per Trotter step on a  $10 \times 10 \times 10$  lattice with the (2, 2, 2) truncation with  $1/N_c$  corrections. Previous work has estimated that physically interesting simulations of the dynamics of lattice QCD could be performed on a  $10 \times 10 \times 10$  lattice with a spacing of  $a \approx 0.1$  fm [7]. The two dimensional simulations performed in the previous section show that the truncations introduced in this work can reach vacuum correlation lengths of roughly two lattice sites.

In three spatial dimensions, the lattice spacing can be set by matching the correlation length to the predicted scalar glueball mass of 1730 MeV [135–137]. If similar correlation lengths can be reached in a three dimensional system, this means the truncations in this work can reach a lattice spacing of  $a \approx 0.057$  fm. The number of  $T$  gates required for a simulation was estimated to be  $3.01 \times 10^{49}$  in previous work [32]. Follow up work using qubitization methods instead of Trotterization reduced this gate count to  $1.7 \times 10^{27}$  [33]. The (2, 2, 2) truncation reduces the  $T$  gate count to  $\mathcal{O}(10^{10})$  per Trotter step. This lattice spacing may also be accessible to the (1, 2, 1) truncation which would have a  $T$  gate count of  $\mathcal{O}(10^8)$  per Trotter step. The  $T$  gate counts for all other truncations are given in table III. Note that these previous estimates include matter as well as the gauge fields, however the dominant cost of the circuits comes from implementing the gauge fields. Therefore, it is reasonable to use them for an order of magnitude estimate for the gate count. Those previous resource estimates were based on rigorous upper bounds for errors in the time evolution circuit [138]. At long times, these bounds fail to capture the suppression of Trotterization errors due to a form of many body localization [139]. An estimate of this form will not be done in this work, as numerical studies have demonstrated these bounds are extremely loose at shorter times as well and lead to overestimates of resource requirements by orders of magnitude [140]. For example, estimates of this kind suggest  $\mathcal{O}(10^{13})$   $T$  gates are necessary to simulate the Schwinger model on 128 sites [141], but in reality 112 site simulations have been successfully performed on NISQ hardware [96, 97]. Additionally, by treating the Trotterized time evolution operator as a temporal lattice, one can approach the  $\Delta t \rightarrow 0$  limit as the spatial lattice spacing is taken to 0. This should be a more economical approach to simulation than approaching  $\Delta t \rightarrow 0$  for each lattice spacing as proposed in Ref. [142].

## VI. DISCUSSION

The large  $N_c$  expansion introduced in Ref. [48] has been extended to include  $1/N_c$  corrections. At this truncation in large  $N_c$ , states can have extended loops of flux as well as loops around single plaquettes. The Hilbert space was truncated using a local Krylov basis construction. The form of the lowest lying truncations were given. The scalar glueball mass was computed in these truncated Hamiltonians with tensor networks which showed that these truncations may be able to reach smaller lattice spacings than one would initially expect. In traditional lattice calculations, the use of smeared actions (such as those generated by Wilson flows) reduce the size of lattice artifacts [143]. In the Hamiltonian formulation, the analogous procedure can be performed using the similarity renormalization group and applying it to these truncations should enable reaching even smaller lattice spacings [103]. Explicit strategies for constructing the time evolution operator on a quantum computer were given for the low lying truncations in  $2 + 1D$  and  $3 + 1D$ . The resource requirements for performing time evolution are orders of magnitude smaller than previous approaches that used a direct encoding of the gauge fields onto qubits. Note that it is likely possible to reduce requirements further with more efficient circuit constructions. It may also be possible to use native gates of specific quantum computing platforms to reduce resources further. Future work will also explore how to use the  $1/N_c$  suppression of some terms in the Hamiltonian to more efficiently implement the time evolution operator. By reducing the resources required for simulation, this work brings quantum simulations relevant to high energy physics closer to reality. To reach the goal of simulating full QCD on a quantum computer, it will be necessary to include fermionic matter in this formulation. It is expected that the simplifications obtained in this work will carry over to the inclusion of matter.

*Note: During the final preparation of this manuscript, a pre-print for simulations of  $SU(3)$  [54] was uploaded to arXiv. A careful comparison of the gate counts presented in our work to the ones presented there was not possible.*

## ACKNOWLEDGMENTS

The authors would like to acknowledge many useful discussions with Jesse Stryker, Irian D'Andrea, and Neel Modi. This material is based upon work supported by the U.S. Department of Energy, Office of Science, National Quantum Information Science Research Centers, Quantum Systems Accelerator. Additional support is acknowledged from the U.S. Department of Energy (DOE), Office of Science under contract DE-AC02-05CH11231, partially through Quantum Information Science Enabled Discovery (QuantISED) for High Energy Physics (KA2401032). This research used resources of the National Energy Research Scientific Computing Center, which is supported by the Office of Science of the U.S. Department of Energy under Contract No. DE-AC02-05CH11231.

### Appendix A: Vanishing Correlations in the (1,2,2) Truncation

In the main text, it was shown that the (1,2,2) truncation of the Hamiltonian completely fails to reproduce the glueball mass. As explained in this section, this is due to this truncation being close to a point in theory space where the correlation length is 0 for all values of  $g$ . If one considers the (1,2,2) truncation with the  $1/N_c$  splitting in the Casimirs dropped and the plaquette term in the  $N_c \rightarrow \infty$  limit, each plaquette decouples from the others.

To determine the form of the Hamiltonian (for the even  $C$  sector) truncated in this manner, we will first consider a lattice composed of a single plaquette. For a lattice of this size, gauge invariant states can be labeled by the representation  $\mathbf{R}$  flowing around the plaquette. Using the known expressions for matrix elements of the plaquette operator we find

$$(\hat{\square} + \hat{\square}^\dagger) |\mathbf{1}\rangle = |\square\rangle + |\blacksquare\rangle. \quad (\text{A1})$$

We can represent the state of a single plaquette with a qubit with basis states.

$$\begin{aligned} |0\rangle &= |\mathbf{1}\rangle \\ |1\rangle &= \frac{1}{\sqrt{2}} (|\square\rangle + |\blacksquare\rangle). \end{aligned} \quad (\text{A2})$$

With these basis states, the Hamiltonian is

$$\hat{H} = N_c g^2 \hat{P}_1 - \frac{1}{g^2 \sqrt{2}} \hat{X}, \quad (\text{A3})$$

where  $\hat{P}_i = |i\rangle\langle i|$ .

For a two plaquette system with open boundary conditions (and truncating as described above), gauge invariant states can be specified using the representation on the three vertical links,  $|\mathbf{R}_1, \mathbf{R}_2, \mathbf{R}_3\rangle$ . The physical states that need to be represented at this truncation can once again be determined by applying plaquette operators to the electric vacuum state  $|\mathbf{1}, \mathbf{1}, \mathbf{1}\rangle$ . A single application of either of the plaquette operators can create the states

$$\begin{aligned} (\hat{\square}_1 + \hat{\square}_1^\dagger) |\mathbf{1}, \mathbf{1}, \mathbf{1}\rangle &= |\square, \blacksquare, \mathbf{1}\rangle + |\blacksquare, \square, \mathbf{1}\rangle \\ (\hat{\square}_2 + \hat{\square}_2^\dagger) |\mathbf{1}, \mathbf{1}, \mathbf{1}\rangle &= |\mathbf{1}, \square, \square\rangle + |\mathbf{1}, \blacksquare, \blacksquare\rangle. \end{aligned} \quad (\text{A4})$$

Applying neighboring plaquette operators produces the state

$$\begin{aligned} (\hat{\square}_2 + \hat{\square}_2^\dagger) (\hat{\square}_1 + \hat{\square}_1^\dagger) |\mathbf{1}, \mathbf{1}, \mathbf{1}\rangle &= (\hat{\square}_2 + \hat{\square}_2^\dagger) (|\square, \blacksquare, \mathbf{1}\rangle + |\blacksquare, \square, \mathbf{1}\rangle) \\ &= \sqrt{1 - \frac{1}{N_c^2}} |\square, \blacksquare, \blacksquare\rangle + \frac{1}{N_c} |\square, \mathbf{1}, \blacksquare\rangle + \sqrt{1 - \frac{1}{N_c^2}} |\blacksquare, \blacksquare, \square\rangle + \frac{1}{N_c} |\blacksquare, \mathbf{1}, \square\rangle \\ &\quad + \sqrt{\frac{1}{2} \left(1 + \frac{1}{N_c}\right)} |\square, \square, \square\rangle + \sqrt{\frac{1}{2} \left(1 - \frac{1}{N_c}\right)} |\square, \square, \square\rangle \\ &\quad + \sqrt{\frac{1}{2} \left(1 + \frac{1}{N_c}\right)} |\blacksquare, \blacksquare, \blacksquare\rangle + \sqrt{\frac{1}{2} \left(1 - \frac{1}{N_c}\right)} |\blacksquare, \blacksquare, \blacksquare\rangle. \end{aligned} \quad (\text{A5})$$



In the large  $N_c$  limit this state becomes

$$\begin{aligned} (\hat{\hat{c}}_2 + \hat{\hat{c}}_2^\dagger) (\hat{\hat{c}}_1 + \hat{\hat{c}}_1^\dagger) |\mathbf{1}, \mathbf{1}, \mathbf{1}\rangle &= |\square, \blacksquare, \blacksquare\rangle + |\blacksquare, \blacksquare, \square\rangle + \frac{1}{\sqrt{2}} |\square, \square, \square\rangle + \frac{1}{\sqrt{2}} \left| \square, \begin{array}{|c|} \hline \square \\ \hline \end{array}, \square \right\rangle \\ &+ \frac{1}{\sqrt{2}} |\blacksquare, \blacksquare, \blacksquare\rangle + \frac{1}{\sqrt{2}} \left| \blacksquare, \begin{array}{|c|} \hline \blacksquare \\ \hline \end{array}, \blacksquare \right\rangle. \end{aligned} \quad (\text{A6})$$

At this truncation, there are no additional states for a lattice of this size. Gauge invariant states of this lattice can be specified using a qubit per plaquette. When one qubit is in the 0 state, the state assignment for the other qubit is identical to the one plaquette cases. At leading order in  $1/N_c$ , the Casimirs of the representations  $\blacksquare$ ,  $\square$  and  $\begin{array}{|c|} \hline \square \\ \hline \end{array}$  are the same so it is not necessary to specify which of these irreps is on the vertical link. The state  $|1, 1\rangle$  corresponds to

$$|1, 1\rangle = \frac{1}{2} \left( \left( |\square, \blacksquare, \blacksquare\rangle + |\blacksquare, \blacksquare, \square\rangle + \frac{1}{\sqrt{2}} |\square, \square, \square\rangle + \frac{1}{\sqrt{2}} \left| \square, \begin{array}{|c|} \hline \square \\ \hline \end{array}, \square \right\rangle + \frac{1}{\sqrt{2}} |\blacksquare, \blacksquare, \blacksquare\rangle + \frac{1}{\sqrt{2}} \left| \blacksquare, \begin{array}{|c|} \hline \blacksquare \\ \hline \end{array}, \blacksquare \right\rangle \right) \right). \quad (\text{A7})$$

This basis construction scales to larger 2D lattices, using a single qubit per plaquette. With this basis the Hamiltonian is given by

$$\hat{H}_2 = \sum_p N_c g^2 \hat{P}_1^p - \frac{1}{g^2 \sqrt{2}} \hat{X}^p. \quad (\text{A8})$$

From this expression, it is clear that each plaquette in the lattice is independent of all of the others and the system is completely uncorrelated.

The  $(1, 2, 2)$  Hamiltonian differs from this by terms in the electric Hamiltonian that are  $\mathcal{O}\left(\frac{g^2}{N_c}\right)$  and terms in the magnetic Hamiltonian that are  $\mathcal{O}\left(\frac{1}{g^2 N_c}\right)$ . The energy gap between eigenstates of  $\hat{H}_2$  is given by  $2\sqrt{N_c^2 g^4/4 + 1/(2g^4)}$  so  $\hat{H}^{(1,2,2)}$  can be treated as being perturbatively close to  $\hat{H}_2$  for any value of  $g$ . For a generic lattice Hamiltonian

$$\hat{H} = \hat{H}_0 + \varepsilon \hat{V}, \quad (\text{A9})$$

where  $\hat{H}_0$  only acts on single sites,  $\hat{V}$  couples nearest neighbor sites and  $\varepsilon$  is a small number, it can be shown in perturbation theory that the leading contribution to a connected vacuum correlation function is

$$G(x) = \langle \psi | \mathcal{O}(x) \mathcal{O}(0) | \psi \rangle - \langle \psi | \mathcal{O}(0) | \psi \rangle^2 = \varepsilon^{|x|} + \mathcal{O}(\varepsilon^{|x|+1}). \quad (\text{A10})$$

As a result, the effective mass obtained from such a correlation function is  $m_{eff} = \log\left(\frac{1}{\varepsilon}\right)$ . From this, it can be argued that for any value of  $g$  the glueball mass for the  $(1, 2, 2)$  truncation will be large. This is an indication that this is not a useful truncation for attempting to approach the continuum limit as the lattice spacing will be set by the inverse of the glueball mass. If the glueball mass does not approach zero (as is the case in this truncation), then the continuum limit cannot be approached.

## Appendix B: Strictly leading order in $1/N_c$ : An exactly solvable model

The decoupling of plaquettes when only the leading  $N_c$  dependence of the electric energy and plaquette operators is kept generalizes to some of the higher truncations in  $2+1D$ . For a single plaquette, one can define electric basis states  $|n\rangle$  by a sum over all representations whose Young tableaux have  $n$  boxes. Different representations will have coefficients proportional to the number of ways they can be built from lower weight representations. Explicitly, the lowest lying basis states are

$$\begin{aligned} |0\rangle &= |\mathbf{1}\rangle \\ |1\rangle &= \frac{1}{\sqrt{2}} (|\square\rangle + |\blacksquare\rangle) \\ |2\rangle &= \frac{1}{\sqrt{8}} \left( |\square\square\rangle + \left| \begin{array}{|c|} \hline \square \\ \hline \end{array} \right\rangle + |\blacksquare\blacksquare\rangle + \left| \begin{array}{|c|} \hline \blacksquare \\ \hline \end{array} \right\rangle + 2|\blacksquare\square\rangle \right). \end{aligned} \quad (\text{B1})$$

With this basis, one can show

$$\hat{H} = g^2 N_c \sum_n n \hat{P}_n - \frac{1}{\sqrt{2}g^2} \sum_n \sqrt{n} \hat{\mathcal{X}}_{n,n+1}, \quad (\text{B2})$$

where  $\hat{P}_n = |n\rangle\langle n|$  and  $\hat{\mathcal{X}}_{n,n+1} = |n\rangle\langle n+1| + |n+1\rangle\langle n|$ . This Hamiltonian is a displaced harmonic oscillator. This can be seen by introducing the usual raising and lowering operators, and corresponding  $\hat{x}$  and  $\hat{p}$  operators. In particular,

$$\begin{aligned} \sum_n n \hat{P}_n &= a^\dagger a \\ \sum_n \sqrt{n} \hat{\mathcal{X}}_{n,n+1} &= a + a^\dagger, \end{aligned} \quad (\text{B3})$$

which allows the Hamiltonian to be written as

$$\hat{H} = \lambda (a^\dagger a) - \frac{1}{\sqrt{2}g^2} (a + a^\dagger), \quad (\text{B4})$$

with

$$\lambda \equiv g^2 N_c. \quad (\text{B5})$$

Defining

$$\hat{x} = \sqrt{\frac{1}{2\lambda}} (a + a^\dagger), \quad \hat{p} = i\sqrt{\frac{\lambda}{2}} (a^\dagger - a), \quad (\text{B6})$$

we can write

$$\begin{aligned} \hat{H} &= \frac{\hat{p}^2}{2} + \frac{\lambda^2}{2} \hat{x}^2 - \frac{\sqrt{\lambda}}{g^2} \hat{x} - \frac{\lambda}{2} \\ \hat{H} &= \frac{\hat{p}^2}{2} + \frac{\lambda^2}{2} \left( \hat{x} - \frac{\sqrt{\lambda}}{g^2 \lambda^2} \right)^2 - \frac{\lambda}{2} - \frac{1}{2g^4 \lambda} \end{aligned} \quad (\text{B7})$$

The spectrum of this Hamiltonian can be obtained immediately, since this is just a harmonic oscillator with a shifted ground state. One can read off the eigenvalues from Eq. (B7)

$$E_n = \lambda n - \frac{1}{2g^4 \lambda}, \quad (\text{B8})$$

The corresponding eigenstates are obtained from the states  $|n\rangle$  by using the displacement operator

$$D(\alpha) = \exp[\alpha(a^\dagger - a)], \quad (\text{B9})$$

which satisfies

$$aD(\alpha) = D(\alpha)(a + \alpha), \quad a^\dagger D(\alpha) = D(\alpha)(a^\dagger + \alpha). \quad (\text{B10})$$

Defining

$$\begin{aligned} (a^\dagger - \alpha)(a - \alpha) |n, \alpha\rangle &= a^\dagger a - \alpha(a^\dagger + a) - \alpha^2 \\ &= (n - \alpha^2) |n, \alpha\rangle, \end{aligned} \quad (\text{B11})$$

one can show that

$$\begin{aligned} a^\dagger a - \alpha(a^\dagger + a) |n, \alpha\rangle &= [(a^\dagger - \alpha)(a - \alpha) - \alpha^2] |n, \alpha\rangle \\ &= D(\alpha) a^\dagger D^\dagger(\alpha) D(\alpha) a D^\dagger(\alpha) |n\rangle - \alpha^2 |n, \alpha\rangle \\ &= D(\alpha) a^\dagger a |n\rangle - \alpha^2 |n, \alpha\rangle \\ &= (n - \alpha^2) |n, \alpha\rangle. \end{aligned} \quad (\text{B12})$$

This implies that the Hamiltonian in (B4) is diagonalized by the displaced states

$$|n, \lambda, g\rangle \equiv D\left(-\frac{1}{\sqrt{2\lambda g^2}}\right)|n\rangle. \quad (\text{B13})$$

On a larger lattice, it can be shown that to leading order in large  $N_c$ , plaquette matrix elements are independent of the state of the neighboring plaquettes. Using this result, it follows that in this limit the Kogut-Susskind Hamiltonian is given by a displaced harmonic oscillator at each plaquette. These harmonic oscillators are not coupled leading to a system with zero correlation length.

### Appendix C: Dimension and Casimir of general $SU(N)$ representations

Using the results given in the appendix of [144], the dimension and Casimir of a general  $SU(N)$  irreducible representation with Dynkin indices  $(m_1, \dots, m_{N-1})$  can be written in the compact notation

$$d(m_1, \dots, m_{N-1}) = \prod_{p=1}^{N-1} \left[ \frac{1}{p!} \prod_{q=p}^{N-1} \left( \sum_{z=q-p+1}^p (1+m_z) \right) \right]$$

$$C(m_1, \dots, m_{N-1}) = \frac{1}{2N} \sum_{k=1}^{N-1} \left[ Nk(N-k)m_k + k(N-k)m_k^2 + \sum_{l=0}^{k-1} 2l(N-k)m_l m_k \right]. \quad (\text{C1})$$

Using these expressions, one can immediately obtain the results for the representations used in this work, which we present in tabulated form, both for general  $N$  and for  $N = 3$

Irrep	Dimension		Casimir	
	General $N$	$N = 3$	General $N$	$N = 3$
$(0, 0, \dots, 0, 0)$	1	1	0	0
$(1, 0, \dots, 0, 0)$	$N$	3	$(N^2 - 1)/(2N)$	4/3
$(0, 0, \dots, 0, 1)$	$N$	3	$(N^2 - 1)/(2N)$	4/3
$(2, 0, \dots, 0, 0)$	$N(N+1)/2$	6	$(N^2 + N - 2)/N$	10/3
$(0, 0, \dots, 0, 2)$	$N(N+1)/2$	6	$(N^2 + N - 2)/N$	10/3
$(0, 1, 0, \dots, 0)$	$N(N-1)/2$	3	$(N^2 - N - 2)/N$	4/3
$(0, \dots, 0, 1, 0)$	$N(N-1)/2$	3	$(N^2 - N - 2)/N$	4/3
$(1, 0, \dots, 0, 1)$	$N^2 - 1$	8	$N$	3

### Appendix D: Plaquette Matrix Elements

The explicit form of the  $SU(N_c)$  Hamiltonians in this work requires the computation of matrix elements of the plaquette operator between gauge invariant states. In previous work, it was noted that the state of a plaquette with a single external link at each vertex (as shown in fig. 11) can be specified by basis states where the irreps on each link

are given [37, 48],  $\left| \psi \begin{pmatrix} C_1 & R_2 & C_2 \\ R_1 & & R_3 \\ C_4 & R_4 & C_3 \end{pmatrix} \right\rangle$ . A limited number of plaquette matrix elements were also computed in the supplemental material of Ref. [48],

$$\left\langle \psi \begin{pmatrix} \bar{\mathbf{A}} & \mathbf{1} & \mathbf{1} \\ \mathbf{A} & & \mathbf{1} \\ \mathbf{A} & \mathbf{1} & \mathbf{1} \end{pmatrix} \middle| \hat{\square} \middle| \psi \begin{pmatrix} \bar{\mathbf{A}} & \mathbf{R} & \mathbf{1} \\ \mathbf{B} & & \bar{\mathbf{R}} \\ \mathbf{A} & \bar{\mathbf{R}} & \mathbf{1} \end{pmatrix} \right\rangle = \sqrt{\frac{\dim(\mathbf{B})}{\dim(\mathbf{A})\dim(\mathbf{R})}}, \quad (\text{D1})$$

where the plaquette operator has parallel transporters in representation  $\mathbf{R}$  and  $\mathbf{B} \in \mathbf{R} \otimes \mathbf{A}$  [48]. Other plaquette matrix elements were computed by applying neighboring plaquette operators to create different initial states and using the fact that neighboring plaquette operators commute. The same technique can be used to determine the plaquette matrix elements used in the low lying truncations in this work. At the  $(1, 2, 2)$  truncation, at most one plaquette operator will be applied to each neighboring plaquette. Combined with the fact that plaquette operators commute, it can be seen that the matrix elements at this truncation are given by products of the expression in Eq. (D1). This is the same method that was used to compute plaquette matrix elements in the supplemental material of Ref [48].

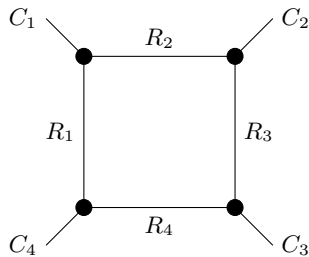


FIG. 11. A single plaquette with one external link at each vertex.

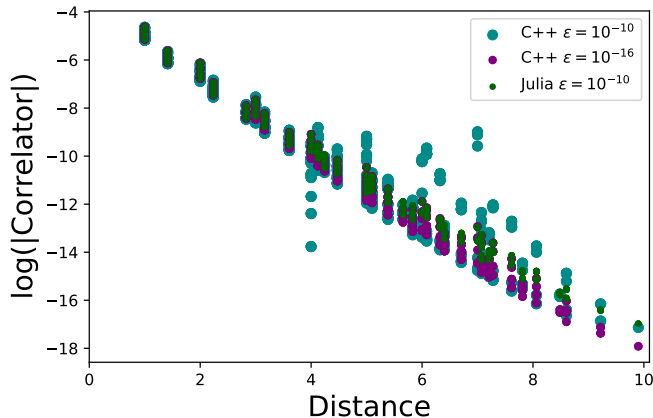


FIG. 12. Correlation function for the  $(1, 1, 1)$  truncation on an  $8 \times 8$  lattice with  $g = 0.8$  computed in C++ and Julia.

### Appendix E: DMRG Details

The DMRG calculations in this work were performed by representing the state as a matrix product state (MPS). The plaquette at coordinates  $(x, y)$  on an  $L \times L$  lattice corresponds to the tensor at position  $y + L(x - 1)$ , i.e. the MPS winds through the lattice like a typewriter. For the  $(1, 1, 1)$  truncation, 60 sweeps of the DMRG were performed and the maximum allowed bond dimension was 300 with a precision cutoff of  $10^{-16}$ . For the  $(1, 2, 1)$  truncation, 40 sweeps of the DMRG were performed and the maximum allowed bond dimension was 250 with a precision cutoff of  $10^{-16}$ . In both the  $(1, 1, 1)$  and  $(1, 2, 1)$  calculations, the bond dimension did not reach the maximum allowed value for the couplings used. For the higher truncations, the link qubits left of and below a plaquette were blocked with the plaquette qudit into a single site in the MPS. DMRG for the higher truncations was performed using 25 sweeps and a maximum bond dimension of 100. The  $(1, 2, 2)$  calculations did not ever reach this maximum bond dimension. A typical truncation error for the  $(2, 2, 2)$  simulations at this maximum bond dimension was  $10^{-8}$ . The DMRG was initialized with the system in the electric vacuum state. For the  $8 \times 8$  calculations, discrepancies in the correlation function were found between the Julia and C++ implementations when the same cutoff precision was used. Figure 12 shows that for the  $(1, 1, 1)$  truncation on an  $8 \times 8$  lattice with  $g = 0.8$ , the correlation function computed in C++ and Julia with a cutoff precision of  $\epsilon = 10^{-10}$  differ for distances larger than 4. When the C++ cutoff is decreased to  $\epsilon = 10^{-16}$  the size of these disagreements decrease, indicating that this is likely a numerical stability issue in the C++ implementation.

- 
- [1] K. G. Wilson, Confinement of quarks, *Phys. Rev. D* **10**, 2445 (1974).
  - [2] R. P. Feynman, Simulating physics with computers, *Int. J. Theor. Phys.* **21**, 467 (1982).
  - [3] C. W. Bauer *et al.*, Quantum Simulation for High-Energy Physics, *PRX Quantum* **4**, 027001 (2023), arXiv:2204.03381 [quant-ph].
  - [4] T. S. Humble *et al.*, Snowmass White Paper: Quantum Computing Systems and Software for High-energy Physics Research, in *Snowmass 2021* (2022) arXiv:2203.07091 [quant-ph].

- [5] D. Beck *et al.*, Quantum Information Science and Technology for Nuclear Physics. Input into U.S. Long-Range Planning, 2023 (2023) arXiv:2303.00113 [nucl-ex].
- [6] C. W. Bauer, M. Freytsis, and B. Nachman, Simulating Collider Physics on Quantum Computers Using Effective Field Theories, *Phys. Rev. Lett.* **127**, 212001 (2021), arXiv:2102.05044 [hep-ph].
- [7] T. D. Cohen, H. Lamm, S. Lawrence, and Y. Yamauchi (NuQS), Quantum algorithms for transport coefficients in gauge theories, *Phys. Rev. D* **104**, 094514 (2021), arXiv:2104.02024 [hep-lat].
- [8] F. Turro, A. Ciavarella, and X. Yao, Classical and quantum computing of shear viscosity for (2+1)D SU(2) gauge theory, *Phys. Rev. D* **109**, 114511 (2024), arXiv:2402.04221 [hep-lat].
- [9] M. Luscher, Volume Dependence of the Energy Spectrum in Massive Quantum Field Theories. 1. Stable Particle States, *Commun. Math. Phys.* **104**, 177 (1986).
- [10] M. Luscher, Volume Dependence of the Energy Spectrum in Massive Quantum Field Theories. 2. Scattering States, *Commun. Math. Phys.* **105**, 153 (1986).
- [11] A. Ciavarella, Algorithm for quantum computation of particle decays, *Phys. Rev. D* **102**, 094505 (2020), arXiv:2007.04447 [hep-th].
- [12] R. A. Briceño, J. V. Guerrero, M. T. Hansen, and A. M. Sturzu, Role of boundary conditions in quantum computations of scattering observables, *Phys. Rev. D* **103**, 014506 (2021), arXiv:2007.01155 [hep-lat].
- [13] R. A. Briceño, M. A. Carrillo, J. V. Guerrero, M. T. Hansen, and A. M. Sturzu, Accessing scattering amplitudes using quantum computers, *PoS LATTICE2021*, 315 (2022), arXiv:2112.01968 [hep-lat].
- [14] M. A. Carrillo, R. A. Briceño, and A. M. Sturzu, Inclusive reactions from finite Minkowski spacetime correlation functions, *Phys. Rev. D* **110**, 054503 (2024), arXiv:2406.06877 [hep-lat].
- [15] H. Georgi and S. L. Glashow, Unity of All Elementary Particle Forces, *Phys. Rev. Lett.* **32**, 438 (1974).
- [16] A. Masiero, D. V. Nanopoulos, K. Tamvakis, and T. Yanagida, Naturally Massless Higgs Doublets in Supersymmetric SU(5), *Phys. Lett. B* **115**, 380 (1982).
- [17] J. C. Baez and J. Huerta, The Algebra of Grand Unified Theories, *Bull. Am. Math. Soc.* **47**, 483 (2010), arXiv:0904.1556 [hep-th].
- [18] E. Hardy, R. Lasenby, J. March-Russell, and S. M. West, Big Bang Synthesis of Nuclear Dark Matter, *JHEP* **06**, 011, arXiv:1411.3739 [hep-ph].
- [19] L. Forestell, D. E. Morrissey, and K. Sigurdson, Non-Abelian Dark Forces and the Relic Densities of Dark Glueballs, *Phys. Rev. D* **95**, 015032 (2017), arXiv:1605.08048 [hep-ph].
- [20] A. Francis, R. J. Hudspith, R. Lewis, and S. Tulin, Dark Matter from Strong Dynamics: The Minimal Theory of Dark Baryons, *JHEP* **12**, 118, arXiv:1809.09117 [hep-ph].
- [21] P. Carena, R. Pasechnik, G. Salinas, and Z.-W. Wang, Glueball Dark Matter Revisited, *Phys. Rev. Lett.* **129**, 261302 (2022), arXiv:2207.13716 [hep-ph].
- [22] D. McKeen, R. Mizuta, D. E. Morrissey, and M. Shamma, Dark matter from dark glueball dominance, *Phys. Rev. D* **111**, 015044 (2025), arXiv:2406.18635 [hep-ph].
- [23] J. B. Kogut and L. Susskind, Hamiltonian Formulation of Wilson's Lattice Gauge Theories, *Phys. Rev. D* **11**, 395 (1975).
- [24] J. B. Kogut, An Introduction to Lattice Gauge Theory and Spin Systems, *Rev. Mod. Phys.* **51**, 659 (1979).
- [25] D. R. T. Jones, R. D. Kenway, J. B. Kogut, and D. K. Sinclair, Lattice Gauge Theory Calculations Using an Improved Strong Coupling Expansion and Matrix Pade Approximants, *Nucl. Phys. B* **158**, 102 (1979).
- [26] J. B. Kogut, R. B. Pearson, and J. Shigemitsu, The String Tension, Confinement and Roughening in SU(3) Hamiltonian Lattice Gauge Theory, *Phys. Lett. B* **98**, 63 (1981).
- [27] S. A. Chin, C. Long, and D. Robson, The Scaling of the O<sup>++</sup> Glueball Mass in SU(N) Hamiltonian Lattice Calculations, *Phys. Rev. Lett.* **57**, 2779 (1986).
- [28] S. A. Chin and M. Karliner, Glueball Masses as a Test of the 1/N Expansion, *Phys. Rev. Lett.* **58**, 1803 (1987).
- [29] S. A. Chin, C. Long, and D. Robson, Exact Ground State Properties of SU(3) Hamiltonian Lattice Gauge Theory, *Phys. Rev. D* **37**, 3001 (1988).
- [30] C. Long, D. Robson, and S. A. Chin, Improved Variational Wave Functions for SU(3) Hamiltonian Lattice Gauge Theory, *Phys. Rev. D* **37**, 3006 (1988).
- [31] T. Byrnes and Y. Yamamoto, Simulating lattice gauge theories on a quantum computer, *Phys. Rev. A* **73**, 022328 (2006), arXiv:quant-ph/0510027.
- [32] A. Kan and Y. Nam, Lattice quantum chromodynamics and electrodynamics on a universal quantum computer (2022), arXiv:2107.12769 [quant-ph].
- [33] M. L. Rhodes, M. Kreshchuk, and S. Pathak, Exponential Improvements in the Simulation of Lattice Gauge Theories Using Near-Optimal Techniques, *PRX Quantum* **5**, 040347 (2024), arXiv:2405.10416 [quant-ph].
- [34] M. C. Bañuls, K. Cichy, J. I. Cirac, K. Jansen, and S. Kühn, Efficient basis formulation for 1+1 dimensional SU(2) lattice gauge theory: Spectral calculations with matrix product states, *Phys. Rev. X* **7**, 041046 (2017), arXiv:1707.06434 [hep-lat].
- [35] N. Klco, J. R. Stryker, and M. J. Savage, SU(2) non-Abelian gauge field theory in one dimension on digital quantum computers, *Phys. Rev. D* **101**, 074512 (2020), arXiv:1908.06935 [quant-ph].
- [36] E. Zohar and J. I. Cirac, Removing Staggered Fermionic Matter in U(N) and SU(N) Lattice Gauge Theories, *Phys. Rev. D* **99**, 114511 (2019), arXiv:1905.00652 [quant-ph].
- [37] A. Ciavarella, N. Klco, and M. J. Savage, Trailhead for quantum simulation of SU(3) Yang-Mills lattice gauge theory in the local multiplet basis, *Phys. Rev. D* **103**, 094501 (2021), arXiv:2101.10227 [quant-ph].
- [38] R. Lewis and R. M. Woloshyn, A qubit model for U(1) lattice gauge theory (2019) arXiv:1905.09789 [hep-lat].

- [39] I. Raychowdhury and J. R. Stryker, Solving Gauss’s Law on Digital Quantum Computers with Loop-String-Hadron Digitization, *Phys. Rev. Res.* **2**, 033039 (2020), arXiv:1812.07554 [hep-lat].
- [40] I. Raychowdhury and J. R. Stryker, Loop, string, and hadron dynamics in SU(2) Hamiltonian lattice gauge theories, *Phys. Rev. D* **101**, 114502 (2020), arXiv:1912.06133 [hep-lat].
- [41] J. Stryker and I. Raychowdhury, Tailoring Non-Abelian Gauge Theory for Digital Quantum Simulation, *PoS LATTICE2019*, 144 (2020).
- [42] S. V. Kadam, I. Raychowdhury, and J. R. Stryker, Loop-string-hadron formulation of an SU(3) gauge theory with dynamical quarks, *Phys. Rev. D* **107**, 094513 (2023), arXiv:2212.04490 [hep-lat].
- [43] S. V. Kadam, I. Raychowdhury, and J. R. Stryker, Loop-string-hadron formulation of an SU(3) gauge theory with dynamical quarks, *PoS LATTICE2022*, 373 (2023).
- [44] S. V. Kadam, A. Naskar, I. Raychowdhury, and J. R. Stryker, Loop-string-hadron approach to SU(3) lattice Yang-Mills theory: Gauge invariant Hilbert space of a trivalent vertex (2024), arXiv:2407.19181 [hep-lat].
- [45] T. V. Zache, D. González-Cuadra, and P. Zoller, Quantum and Classical Spin-Network Algorithms for q-Deformed Kogut-Susskind Gauge Theories, *Phys. Rev. Lett.* **131**, 171902 (2023), arXiv:2304.02527 [quant-ph].
- [46] A. Kan, L. Funcke, S. Kühn, L. Dellantonio, J. Zhang, J. F. Haase, C. A. Muschik, and K. Jansen, Investigating a (3+1)D topological  $\theta$ -term in the Hamiltonian formulation of lattice gauge theories for quantum and classical simulations, *Phys. Rev. D* **104**, 034504 (2021), arXiv:2105.06019 [hep-lat].
- [47] A. Ciavarella, N. Klcio, and M. J. Savage, Some Conceptual Aspects of Operator Design for Quantum Simulations of Non-Abelian Lattice Gauge Theories (2022) arXiv:2203.11988 [quant-ph].
- [48] A. N. Ciavarella and C. W. Bauer, Quantum Simulation of SU(3) Lattice Yang-Mills Theory at Leading Order in Large- $N_c$  Expansion, *Phys. Rev. Lett.* **133**, 111901 (2024), arXiv:2402.10265 [hep-ph].
- [49] B. Müller and X. Yao, Simple Hamiltonian for quantum simulation of strongly coupled (2+1)D SU(2) lattice gauge theory on a honeycomb lattice, *Phys. Rev. D* **108**, 094505 (2023), arXiv:2307.00045 [quant-ph].
- [50] A. H. Z. Kavaki and R. Lewis, From square plaquettes to triamond lattices for SU(2) gauge theory, *Commun. Phys.* **7**, 208 (2024), arXiv:2401.14570 [hep-lat].
- [51] T. Hayata and Y. Hidaka, q deformed formulation of Hamiltonian SU(3) Yang-Mills theory, *JHEP* **09**, 123, arXiv:2306.12324 [hep-lat].
- [52] M. Rigobello, G. Magnifico, P. Silvi, and S. Montangero, Hadrons in (1+1)D Hamiltonian hardcore lattice QCD (2023), arXiv:2308.04488 [hep-lat].
- [53] P. Fontana, M. M. Rianza, and A. Celi, An efficient finite-resource formulation of non-Abelian lattice gauge theories beyond one dimension (2024), arXiv:2409.04441 [quant-ph].
- [54] P. Balaji, C. Conefrey-Shinozaki, P. Draper, J. K. Elhaderi, D. Gupta, L. Hidalgo, A. Lytle, and E. Rinaldi, Quantum Circuits for SU(3) Lattice Gauge Theory (2025), arXiv:2503.08866 [hep-lat].
- [55] M. Illa, M. J. Savage, and X. Yao, Improved Honeycomb and Hyper-Honeycomb Lattice Hamiltonians for Quantum Simulations of Non-Abelian Gauge Theories (2025), arXiv:2503.09688 [hep-lat].
- [56] H. Lamm, S. Lawrence, and Y. Yamauchi (NuQS), General Methods for Digital Quantum Simulation of Gauge Theories, *Phys. Rev. D* **100**, 034518 (2019), arXiv:1903.08807 [hep-lat].
- [57] A. Alexandru, P. F. Bedaque, S. Harmalkar, H. Lamm, S. Lawrence, and N. C. Warrington (NuQS), Gluon Field Digitization for Quantum Computers, *Phys. Rev. D* **100**, 114501 (2019), arXiv:1906.11213 [hep-lat].
- [58] M. S. Alam, S. Hadfield, H. Lamm, and A. C. Y. Li (SQMS), Primitive quantum gates for dihedral gauge theories, *Phys. Rev. D* **105**, 114501 (2022), arXiv:2108.13305 [quant-ph].
- [59] Y. Ji, H. Lamm, and S. Zhu (NuQS), Gluon digitization via character expansion for quantum computers, *Phys. Rev. D* **107**, 114503 (2023), arXiv:2203.02330 [hep-lat].
- [60] E. J. Gustafson, H. Lamm, F. Lovelace, and D. Musk, Primitive quantum gates for an SU(2) discrete subgroup: Binary tetrahedral, *Phys. Rev. D* **106**, 114501 (2022), arXiv:2208.12309 [quant-ph].
- [61] E. J. Gustafson and H. Lamm, Robustness of Gauge Digitization to Quantum Noise (2023), arXiv:2301.10207 [hep-lat].
- [62] E. J. Gustafson, H. Lamm, and F. Lovelace, Primitive quantum gates for an SU(2) discrete subgroup: Binary octahedral, *Phys. Rev. D* **109**, 054503 (2024), arXiv:2312.10285 [hep-lat].
- [63] E. J. Gustafson, Y. Ji, H. Lamm, E. M. Muraire, S. O. Perez, and S. Zhu, Primitive quantum gates for an SU(3) discrete subgroup:  $\Sigma(36 \times 3)$ , *Phys. Rev. D* **110**, 034515 (2024), arXiv:2405.05973 [hep-lat].
- [64] B. Assi and H. Lamm, Digitization and subduction of SU(N) gauge theories, *Phys. Rev. D* **110**, 074511 (2024), arXiv:2405.12204 [hep-lat].
- [65] T. Hartung, T. Jakobs, K. Jansen, J. Ostmeier, and C. Urbach, Digitising SU(2) gauge fields and the freezing transition, *Eur. Phys. J. C* **82**, 237 (2022), arXiv:2201.09625 [hep-lat].
- [66] C. W. Bauer and D. M. Grabowska, Efficient representation for simulating U(1) gauge theories on digital quantum computers at all values of the coupling, *Phys. Rev. D* **107**, L031503 (2023), arXiv:2111.08015 [hep-ph].
- [67] I. D’Andrea, C. W. Bauer, D. M. Grabowska, and M. Freytsis, New basis for Hamiltonian SU(2) simulations, *Phys. Rev. D* **109**, 074501 (2024), arXiv:2307.11829 [hep-ph].
- [68] T. Jakobs, M. Garofalo, T. Hartung, K. Jansen, J. Ostmeier, D. Rolfes, S. Romiti, and C. Urbach, Canonical momenta in digitized Su(2) lattice gauge theory: definition and free theory, *Eur. Phys. J. C* **83**, 669 (2023), arXiv:2304.02322 [hep-lat].
- [69] M. Garofalo, T. Hartung, T. Jakobs, K. Jansen, J. Ostmeier, D. Rolfes, S. Romiti, and C. Urbach, Testing the SU(2) lattice Hamiltonian built from  $S_3$  partitionings, *PoS LATTICE2023*, 231 (2024), arXiv:2311.15926 [hep-lat].

- [70] D. M. Grabowska, C. F. Kane, and C. W. Bauer, A Fully Gauge-Fixed SU(2) Hamiltonian for Quantum Simulations (2024), arXiv:2409.10610 [quant-ph].
- [71] I. M. Burbano and C. W. Bauer, Gauge Loop-String-Hadron Formulation on General Graphs and Applications to Fully Gauge Fixed Hamiltonian Lattice Gauge Theory (2024), arXiv:2409.13812 [hep-lat].
- [72] T. Jakobs, M. Garofalo, T. Hartung, K. Jansen, J. Ostmeyer, S. Romiti, and C. Urbach, Dynamics in Hamiltonian Lattice Gauge Theory: Approaching the Continuum Limit with Partitionings of SU(2) (2025), arXiv:2503.03397 [hep-lat].
- [73] A. J. Buser, H. Gharibyan, M. Hanada, M. Honda, and J. Liu, Quantum simulation of gauge theory via orbifold lattice, JHEP **09**, 034, arXiv:2011.06576 [hep-th].
- [74] G. Bergner, M. Hanada, E. Rinaldi, and A. Schafer, Toward QCD on quantum computer: orbifold lattice approach, JHEP **05**, 234, arXiv:2401.12045 [hep-th].
- [75] J. C. Halimeh, M. Hanada, S. Matsuura, F. Nori, E. Rinaldi, and A. Schäfer, A universal framework for the quantum simulation of Yang-Mills theory (2024), arXiv:2411.13161 [quant-ph].
- [76] R. Brower, S. Chandrasekharan, and U. J. Wiese, QCD as a quantum link model, Phys. Rev. D **60**, 094502 (1999), arXiv:hep-th/9704106.
- [77] R. Brower, S. Chandrasekharan, S. Riederer, and U. J. Wiese, D theory: Field quantization by dimensional reduction of discrete variables, Nucl. Phys. B **693**, 149 (2004), arXiv:hep-lat/0309182.
- [78] H. Liu, T. Bhattacharya, S. Chandrasekharan, and R. Gupta, Phases of 2d massless QCD with qubit regularization (2023), arXiv:2312.17734 [hep-lat].
- [79] S. Chandrasekharan, Qubit Regularization of Quantum Field Theories, in *41st International Symposium on Lattice Field Theory* (2025) arXiv:2502.05716 [hep-lat].
- [80] S. Chandrasekharan, R. X. Siew, and T. Bhattacharya, Monomer-dimer tensor-network basis for qubit-regularized lattice gauge theories (2025), arXiv:2502.14175 [hep-lat].
- [81] A. Alexandru, P. F. Bedaque, A. Carosso, M. J. Cervia, E. M. Murrain, and A. Sheng, Fuzzy gauge theory for quantum computers, Phys. Rev. D **109**, 094502 (2024), arXiv:2308.05253 [hep-lat].
- [82] E. A. Martinez *et al.*, Real-time dynamics of lattice gauge theories with a few-qubit quantum computer, Nature **534**, 516 (2016), arXiv:1605.04570 [quant-ph].
- [83] N. Klco, E. F. Dumitrescu, A. J. McCaskey, T. D. Morris, R. C. Pooser, M. Sanz, E. Solano, P. Lougovski, and M. J. Savage, Quantum-classical computation of Schwinger model dynamics using quantum computers, Phys. Rev. A **98**, 032331 (2018), arXiv:1803.03326 [quant-ph].
- [84] B. Yang, H. Sun, R. Ott, H.-Y. Wang, T. V. Zache, J. C. Halimeh, Z.-S. Yuan, P. Hauke, and J.-W. Pan, Observation of gauge invariance in a 71-site Bose-Hubbard quantum simulator, Nature **587**, 392 (2020), arXiv:2003.08945 [cond-mat.quant-gas].
- [85] Z.-Y. Zhou, G.-X. Su, J. C. Halimeh, R. Ott, H. Sun, P. Hauke, B. Yang, Z.-S. Yuan, J. Berges, and J.-W. Pan, Thermalization dynamics of a gauge theory on a quantum simulator, Science **377**, ab16277 (2022), arXiv:2107.13563 [cond-mat.quant-gas].
- [86] N. H. Nguyen, M. C. Tran, Y. Zhu, A. M. Green, C. H. Alderete, Z. Davoudi, and N. M. Linke, Digital Quantum Simulation of the Schwinger Model and Symmetry Protection with Trapped Ions, PRX Quantum **3**, 020324 (2022), arXiv:2112.14262 [quant-ph].
- [87] G.-X. Su, H. Sun, A. Hudomal, J.-Y. Desaulles, Z.-Y. Zhou, B. Yang, J. C. Halimeh, Z.-S. Yuan, Z. Papić, and J.-W. Pan, Observation of many-body scarring in a Bose-Hubbard quantum simulator, Phys. Rev. Res. **5**, 023010 (2023), arXiv:2201.00821 [cond-mat.quant-gas].
- [88] W.-Y. Zhang *et al.*, Observation of microscopic confinement dynamics by a tunable topological  $\theta$ -angle, Nature Phys. **21**, 155 (2025), arXiv:2306.11794 [cond-mat.quant-gas].
- [89] T. Angelides, P. Naredi, A. Crippa, K. Jansen, S. Kühn, I. Tavernelli, and D. S. Wang, First-order phase transition of the Schwinger model with a quantum computer, npj Quantum Inf. **11**, 6 (2025), arXiv:2312.12831 [hep-lat].
- [90] J. Mildenerger, W. Mruczkiewicz, J. C. Halimeh, Z. Jiang, and P. Hauke, Confinement in a  $\mathbb{Z}_2$  lattice gauge theory on a quantum computer, Nature Phys. **21**, 312 (2025), arXiv:2203.08905 [quant-ph].
- [91] C. Charles, E. J. Gustafson, E. Hardt, F. Herren, N. Hogan, H. Lamm, S. Starecheski, R. S. Van de Water, and M. L. Wagman, Simulating  $\mathbb{Z}_2$  lattice gauge theory on a quantum computer, Phys. Rev. E **109**, 015307 (2024), arXiv:2305.02361 [hep-lat].
- [92] N. Mueller, J. A. Carolan, A. Connelly, Z. Davoudi, E. F. Dumitrescu, and K. Yeter-Aydeniz, Quantum Computation of Dynamical Quantum Phase Transitions and Entanglement Tomography in a Lattice Gauge Theory, PRX Quantum **4**, 030323 (2023), arXiv:2210.03089 [quant-ph].
- [93] A. De *et al.*, Observation of string-breaking dynamics in a quantum simulator (2024), arXiv:2410.13815 [quant-ph].
- [94] Z. Davoudi, C.-C. Hsieh, and S. V. Kadam, Scattering wave packets of hadrons in gauge theories: Preparation on a quantum computer, Quantum **8**, 1520 (2024), arXiv:2402.00840 [quant-ph].
- [95] Y. Guo, T. Angelides, K. Jansen, and S. Kühn, Concurrent VQE for Simulating Excited States of the Schwinger Model (2024), arXiv:2407.15629 [quant-ph].
- [96] R. C. Farrell, M. Illa, A. N. Ciavarella, and M. J. Savage, Scalable Circuits for Preparing Ground States on Digital Quantum Computers: The Schwinger Model Vacuum on 100 Qubits, PRX Quantum **5**, 020315 (2024), arXiv:2308.04481 [quant-ph].
- [97] R. C. Farrell, M. Illa, A. N. Ciavarella, and M. J. Savage, Quantum simulations of hadron dynamics in the Schwinger model using 112 qubits, Phys. Rev. D **109**, 114510 (2024), arXiv:2401.08044 [quant-ph].

- [98] Y. Y. Atas, J. Zhang, R. Lewis, A. Jahanpour, J. F. Haase, and C. A. Muschik, SU(2) hadrons on a quantum computer via a variational approach, *Nature Commun.* **12**, 6499 (2021), arXiv:2102.08920 [quant-ph].
- [99] Y. Y. Atas, J. F. Haase, J. Zhang, V. Wei, S. M. L. Pfaendler, R. Lewis, and C. A. Muschik, Simulating one-dimensional quantum chromodynamics on a quantum computer: Real-time evolutions of tetra- and pentaquarks, *Phys. Rev. Res.* **5**, 033184 (2023), arXiv:2207.03473 [quant-ph].
- [100] A. T. Than *et al.*, The phase diagram of quantum chromodynamics in one dimension on a quantum computer (2024), arXiv:2501.00579 [quant-ph].
- [101] R. C. Farrell, I. A. Chernyshev, S. J. M. Powell, N. A. Zemlevskiy, M. Illa, and M. J. Savage, Preparations for quantum simulations of quantum chromodynamics in 1+1 dimensions. I. Axial gauge, *Phys. Rev. D* **107**, 054512 (2023), arXiv:2207.01731 [quant-ph].
- [102] R. C. Farrell, I. A. Chernyshev, S. J. M. Powell, N. A. Zemlevskiy, M. Illa, and M. J. Savage, Preparations for quantum simulations of quantum chromodynamics in 1+1 dimensions. II. Single-baryon  $\beta$ -decay in real time, *Phys. Rev. D* **107**, 054513 (2023), arXiv:2209.10781 [quant-ph].
- [103] A. N. Ciavarella, Quantum simulation of lattice QCD with improved Hamiltonians, *Phys. Rev. D* **108**, 094513 (2023), arXiv:2307.05593 [hep-lat].
- [104] A. N. Ciavarella, String breaking in the heavy quark limit with scalable circuits, *Phys. Rev. D* **111**, 054501 (2025), arXiv:2411.05915 [quant-ph].
- [105] D. Paulson *et al.*, Simulating 2D Effects in Lattice Gauge Theories on a Quantum Computer, *PRX Quantum* **2**, 030334 (2021), arXiv:2008.09252 [quant-ph].
- [106] A. N. Ciavarella and I. A. Chernyshev, Preparation of the SU(3) lattice Yang-Mills vacuum with variational quantum methods, *Phys. Rev. D* **105**, 074504 (2022), arXiv:2112.09083 [quant-ph].
- [107] S. A. Rahman, R. Lewis, E. Mendicelli, and S. Powell, Self-mitigating Trotter circuits for SU(2) lattice gauge theory on a quantum computer, *Phys. Rev. D* **106**, 074502 (2022), arXiv:2205.09247 [hep-lat].
- [108] E. Mendicelli, R. Lewis, S. A. Rahman, and S. Powell, Real time evolution and a traveling excitation in SU(2) pure gauge theory on a quantum computer., *PoS LATTICE2022*, 025 (2023), arXiv:2210.11606 [hep-lat].
- [109] Z. Li, D. M. Grabowska, and M. J. Savage, Sequency Hierarchy Truncation (SeqHT) for Adiabatic State Preparation and Time Evolution in Quantum Simulations (2024), arXiv:2407.13835 [quant-ph].
- [110] J. C. Halimeh, U. E. Khodaeva, D. L. Kovrizhin, R. Moessner, and J. Knolle, Disorder-Free Localization for Benchmarking Quantum Computers (2024), arXiv:2410.08268 [quant-ph].
- [111] S. Gupta, Y. Javanmard, T. J. Osborne, and L. Santos, Simulation of a Rohksar–Kivelson ladder on a NISQ device, *Sci. Rep.* **14**, 29276 (2024), arXiv:2401.16326 [quant-ph].
- [112] A. Crippa, K. Jansen, and E. Rinaldi, Analysis of the confinement string in (2 + 1)-dimensional Quantum Electrodynamics with a trapped-ion quantum computer (2024), arXiv:2411.05628 [hep-lat].
- [113] A. H. Z. Kavaki and R. Lewis, False vacuum decay in triamond lattice gauge theory (2025), arXiv:2503.01119 [hep-lat].
- [114] E. Witten, THE 1 / N EXPANSION IN ATOMIC AND PARTICLE PHYSICS, *NATO Sci. Ser. B* **59**, 403 (1980).
- [115] A. V. Manohar, Large N QCD, in *Les Houches Summer School in Theoretical Physics, Session 68: Probing the Standard Model of Particle Interactions* (1998) pp. 1091–1169, arXiv:hep-ph/9802419.
- [116] B. Lucini and M. Panero, SU(N) gauge theories at large N, *Phys. Rept.* **526**, 93 (2013), arXiv:1210.4997 [hep-th].
- [117] G. 't Hooft, A Planar Diagram Theory for Strong Interactions, *Nucl. Phys. B* **72**, 461 (1974).
- [118] D. B. Kaplan and M. J. Savage, The Spin flavor dependence of nuclear forces from large n QCD, *Phys. Lett. B* **365**, 244 (1996), arXiv:hep-ph/9509371.
- [119] T. Sjostrand, S. Mrenna, and P. Z. Skands, PYTHIA 6.4 Physics and Manual, *JHEP* **05**, 026, arXiv:hep-ph/0603175.
- [120] M. Bahr *et al.*, Herwig++ Physics and Manual, *Eur. Phys. J. C* **58**, 639 (2008), arXiv:0803.0883 [hep-ph].
- [121] T. Eguchi and H. Kawai, Reduction of Dynamical Degrees of Freedom in the Large N Gauge Theory, *Phys. Rev. Lett.* **48**, 1063 (1982).
- [122] G. Bhanot, U. M. Heller, and H. Neuberger, The Quenched Eguchi-Kawai Model, *Phys. Lett. B* **113**, 47 (1982).
- [123] B. Bringoltz and S. R. Sharpe, Breakdown of large-N quenched reduction in SU(N) lattice gauge theories, *Phys. Rev. D* **78**, 034507 (2008), arXiv:0805.2146 [hep-lat].
- [124] A. Gonzalez-Arroyo and M. Okawa, Large N reduction with the Twisted Eguchi-Kawai model, *JHEP* **07**, 043, arXiv:1005.1981 [hep-th].
- [125] M. L. Wagman, Lanczos, the transfer matrix, and the signal-to-noise problem (2024), arXiv:2406.20009 [hep-lat].
- [126] D. C. Hackett and M. L. Wagman, Lanczos for lattice QCD matrix elements (2024), arXiv:2407.21777 [hep-lat].
- [127] D. C. Hackett and M. L. Wagman, Block Lanczos for lattice QCD spectroscopy and matrix elements (2024), arXiv:2412.04444 [hep-lat].
- [128] C. Kane, D. M. Grabowska, B. Nachman, and C. W. Bauer, Efficient quantum implementation of 2+1 U(1) lattice gauge theories with Gauss law constraints (2022), arXiv:2211.10497 [quant-ph].
- [129] S. R. White, Density matrix formulation for quantum renormalization groups, *Phys. Rev. Lett.* **69**, 2863 (1992).
- [130] M. Fishman, S. White, and E. Stoudenmire, The itensor software library for tensor network calculations, *SciPost Physics Codebases* 10.21468/scipostphyscodeb.4 (2022).
- [131] M. J. Teper, SU(N) gauge theories in (2+1)-dimensions, *Phys. Rev. D* **59**, 014512 (1999), arXiv:hep-lat/9804008.
- [132] M. A. Nielsen and I. L. Chuang, *Quantum Computation and Quantum Information: 10th Anniversary Edition*, 10th ed. (Cambridge University Press, New York, NY, USA, 2011).
- [133] Z. Davoudi, A. F. Shaw, and J. R. Stryker, General quantum algorithms for Hamiltonian simulation with applications to a non-Abelian lattice gauge theory, *Quantum* **7**, 1213 (2023), arXiv:2212.14030 [hep-lat].



- [134] I. L. Chuang and M. A. Nielsen, Prescription for experimental determination of the dynamics of a quantum black box, *J. Mod. Opt.* **44**, 2455 (1997), arXiv:quant-ph/9610001.
- [135] C. J. Morningstar and M. J. Peardon, The Glueball spectrum from an anisotropic lattice study, *Phys. Rev. D* **60**, 034509 (1999), arXiv:hep-lat/9901004.
- [136] M. Q. Huber, C. S. Fischer, and H. Sanchis-Alepuz, Spectrum of scalar and pseudoscalar glueballs from functional methods, *Eur. Phys. J. C* **80**, 1077 (2020), arXiv:2004.00415 [hep-ph].
- [137] W. Ochs, The Status of Glueballs, *J. Phys. G* **40**, 043001 (2013), arXiv:1301.5183 [hep-ph].
- [138] A. M. Childs, Y. Su, M. C. Tran, N. Wiebe, and S. Zhu, Theory of Trotter Error with Commutator Scaling, *Phys. Rev. X* **11**, 011020 (2021), arXiv:1912.08854 [quant-ph].
- [139] M. Heyl, P. Hauke, and P. Zoller, Quantum localization bounds Trotter errors in digital quantum simulation, *Sci. Adv.* **5**, aau8342 (2019).
- [140] A. M. Childs, D. Maslov, Y. Nam, N. J. Ross, and Y. Su, Toward the first quantum simulation with quantum speedup, *Proc. Nat. Acad. Sci.* **115**, 9456 (2018).
- [141] K. Sakamoto, H. Morisaki, J. Haruna, E. Itou, K. Fujii, and K. Mitarai, End-to-end complexity for simulating the Schwinger model on quantum computers, *Quantum* **8**, 1474 (2024), arXiv:2311.17388 [quant-ph].
- [142] M. Carena, H. Lamm, Y.-Y. Li, and W. Liu, Lattice renormalization of quantum simulations, *Phys. Rev. D* **104**, 094519 (2021), arXiv:2107.01166 [hep-lat].
- [143] M. Lüscher, Properties and uses of the Wilson flow in lattice QCD, *JHEP* **08**, 071, [Erratum: *JHEP* 03, 092 (2014)], arXiv:1006.4518 [hep-lat].
- [144] F. Sannino, *Dynamical Stabilization of the Fermi Scale; Towards a Composite Universe*, 1st ed. (Springer, Berlin, Germany, 2013).