

Optimizing Coverage-Driven Verification Using Machine Learning and PyUVM: A Novel Approach

Suruchi Kumari
Infineon Technologies
Dresden, Germany
Suruchi.Kumari@infineon.com

Deepak Narayan Gadde
Infineon Technologies
Dresden, Germany
Deepak.Gadde@infineon.com

Aman Kumar
Infineon Technologies
Bangalore, India
Aman.Kumar@infineon.com

Abstract—The escalating complexity of System-on-Chip (SoC) designs has created a bottleneck in verification, with traditional techniques struggling to achieve complete coverage. Existing techniques, such as Constrained Random Verification (CRV) and coverage-driven methodologies, rely on time-consuming and redundant simulation regression, leading to higher verification costs and longer time-to-market due to the manual effort required to adjust constraints and drive the stimuli to achieve coverage objectives. To address this challenge, we propose a novel methodology that leverages supervised Machine Learning (ML) to optimize simulation regressions, resulting in reduced simulation run-time and the number of test simulations required to achieve target coverage goals. We also investigate and compare the effectiveness of various supervised learning algorithms from scikit-learn [1]. Our results demonstrate that these algorithms can achieve at least 99% coverage regain (3) with significantly reduced simulation cycles. We utilize Python Universal Verification Methodology (PyUVM) over SystemVerilog-Universal Verification Methodology (SV-UVM) for testbench creation, enabling simpler constructs using Python and facilitating the reuse of existing ML libraries. Our methodology is applied to three diverse designs, and our results show that it can significantly reduce verification costs, manual efforts, and time-to-market, while enhancing verification productivity and completeness, by automating the testbench update process and achieving target coverage goals.

Index Terms—Machine Learning, PyUVM, PyVSC, Cocotb, Simulation Regressions, Design Verification

I. INTRODUCTION

The rapid advancement of semiconductor technology has enabled the integration of multiple functionalities and features into a single SoC. However, design verification remains a significant bottleneck in SoC development, consuming a substantial portion of the overall project time and resources. According to a recent study by the Wilson Research Group, verification accounts for around 60% of the overall project time, highlighting the need for more efficient verification methodologies [2].

The simulation-based design verification is a well-established and powerful technique that leverages CRV and coverage-driven methodologies, which typically use simulation regressions in the end. The goal is to improve verification objectives, including coverage, by repeating test simulations

with random seeds. However, these classical simulation regressions often involve redundant test simulations, which does not guarantee an improvement in the total coverage. This process utilizes significant simulation resources and time to manually adjust constraints, leading to an increase in verification costs and time-to-market for SoC products. Additionally, the generation of huge amounts of data in simulation regression makes design verification an ideal field for ML application.

Numerous initiatives have been made to optimize functional verification through the use of ML techniques, as reviewed in the surveys [3] and [4]. Most of these studies focused on functional coverage improvement, simulation speedup, and reducing the test simulations in the simulation regressions. This paper presents a novel approach to addressing the high number of test simulations and longer run-time in classical simulation regression, while meeting the target coverage goals. This study aims to promote the adoption of automation methodologies that utilize data science and ML, showcasing the performance and comparing various supervised models.

The contributions of this work are as follows:

- Novel simulation regression optimization using supervised learning (Section IV)
- PyUVM-based testbench creation for Designs Under Verification (DUVs) (Section IV-A)
- ML environment integration into simulation environment (Section IV-B, IV-C)
- Automatic testbench updates with ML-predicted constraints, sequences, and tests (Section IV-D)

II. ESSENTIAL BACKGROUND

This section gives an overview of the relevant techniques used in our work.

A. Python-based verification

Python is a widely-used, high-level programming language employed across various industries. Its extensive standard library and ecosystem support a multitude of existing libraries. To support the functionalities from SystemVerilog and Universal Verification Methodology (UVM), Coroutine-based cosimulation testbench (Cocotb) [5] is introduced as an open-source Python-based verification environment. It provides synchronous logic, connects the Design Under Verification (DUV) and Python testbench using General Purpose Interface (GPI).

This work has been developed in the project VE-VIDES (project label 16ME0243K) which is partly funded within the Research Programme ICT 2020 by the German Federal Ministry of Education and Research (BMBF)

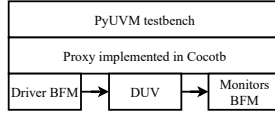


Fig. 1. Proxy-driven PyUVM testbench

Building upon Cocotb, PyUVM is a Python library that implements UVM 1.2 IEEE specification in Python using its high-level language features [6]. As shown in Fig. 1, the testbench software is the PyUVM testbench, the proxy is implemented in Cocotb, where Cocotb connects Python to simulators through Verilog Procedural Interface (VPI) and VHDL Procedural Interface (VHPI). Hence, both Python and the DUV, which runs in the simulator, share the same proxy interface. The transactions from the testbench are called using Python coroutines such as driver and monitors Bus Functional Models (BFMs), which also ensures the DUV is not busy. PyVSC [7] is a Python library that enables constrained randomization and functional coverage, similar to SystemVerilog. Python does not have in-built support for coverage constructs. Hence, PyVSC has been used in conjunction with PyUVM to enable these features in this research work.

B. Machine Learning

Supervised ML is used to obtain trained models to make predictions, which are further utilized for the ML-optimized simulation regression. Table I shows the analogy used in our work for ML modeling.

TABLE I
ML MODELING TERMS AND THEIR ANALOGY IN OUR WORK

ML componets	Definition	Analogy in our work
Dataset	Data used for training/testing ML models	I/P and coverbin status (hit/miss)
Independent variables	Features extracted from dataset and used for O/P prediction	O/P coverbin
Dependent variables	O/P values/labels to be predicted	I/P stimuli

C. Performance metrics

To evaluate the proposed methodology, three performance metrics 1, 2, and 3 have been defined, referred from [8].

$$\text{Optimization in test runs } (x) = \frac{\text{Number of test runs in original regression}}{\text{Number of test runs in ML-optimized regression}} \quad (1)$$

$$\text{Optimization in run-time } (x) = \frac{\text{Simulation run-time of original regression}}{\text{Simulation run-time of ML-optimized regression}} \quad (2)$$

$$\text{Coverage regain } (\%) = \frac{\text{Coverage of ML-optimized regression}}{\text{Coverage of original regression}} \quad (3)$$

III. RELATED WORK

In recent years, there has been a growing interest in using ML for verification processes to improve functional coverage. Several studies have explored the application of ML algorithms in autonomously updating constraints, classifying inputs, improving test generation, and selecting novel tests.

TABLE II
COMPARISON OF OUR WORK WITH OTHER RELEVANT WORKS

Work	Year	ML Approach	Verification Method	Training Data	Contribution
[9]	2018	Linear, ANN	SV-UVM	Input stimuli, coverbin status	SS, TR
[10]	2019	Various supervised algorithms	SV-UVM	Constraints or knobs in DUV	FCC, TR
[11]	2019	ANN	SV-UVM	I/P and O/P from DUV	SS
[12]	2020	ANN	Python Cocotb	I/P and O/P from DUV, coverage and test status	FCC
[13]	2021	ANN, DNN, DT, SVR	SV-UVM	I/P and O/P from DUV	TR
[14]	2022	NN	SV-UVM	Test configurations	TR
[15]	2023	NN	SV-UVM	Test parameters and I/P to DUV	SS
[16]	2024	RL	SV	I/P and O/P code coverage	CCC
Our work	2024	Various supervised algorithms	PyUVM	I/P and coverbin status (hit or not hit)	TR, SS

Notes:- ANN: Artificial Neural Networks, SVR: Support Vector Regression, KNN: K-Nearest Neighbors, SVM: Support Vector Machine, RL: Reinforcement Learning, DNN: Deep Neural Networks, DT: Decision Tree; RF: Random Forest, NN: Neural Networks, SS: Simulation Speedup, TR: Tests Reduction, FCC: Functional Coverage Convergence, CCC: Code Coverage Convergence

For instance, Ambalakkat et al. [9] proposed a methodology to autonomously update constraints using multiple ML algorithms, achieving faster coverage closure. Gaur et al. [11] classified inputs as randomizable or not using switching probability of output as a metric, and applied it to the Physical Medium Attachment (PMA) block of High-Speed Serial Interface (HSSI). Kulkarni [10] improved functional coverage using ML methods on the Modified-Exclusive-Shared-Invalid InterSection Controller (MESI ISC) design. Varambally and Sehgal [12] proposed a software-based methodology on an open-source platform, achieving significant reduction in simulation iterations. Other studies [13], [14], and [15] have also demonstrated the effectiveness of ML-based approaches in test selection, prediction of input stimuli, and functional coverage. The authors in [16] utilized reinforcement learning to converge code coverage. Table II shows the comparison of these studies with our work.

However, all these studies mostly utilized SV-UVM, which obstructs on-the-fly collection of data for ML modeling. Additionally, the integration of the ML environment with the simulation environment is tedious and manual. Most of the approaches/frameworks are not scalable to complex designs and only contribute to either simulation speedup or coverage improvement. In contrast, our work proposes a design-agnostic method that utilizes Python-based verification, easing the integration to the ML environment and allowing on-the-fly data collection. We not only focus on achieving target coverage but also simulation speedup and reduction of test simulations while attaining it.

IV. PROPOSED METHODOLOGY

The proposed methodology flow, illustrated in Fig. 2, commences with the development of a comprehensive verification plan derived from the design specification. This plan encompasses all verification scenarios and cover items that must be achieved during design verification. Subsequently, a PyUVM testbench is created, incorporating functional tests and coverage models defined using PyVSC. The simulation

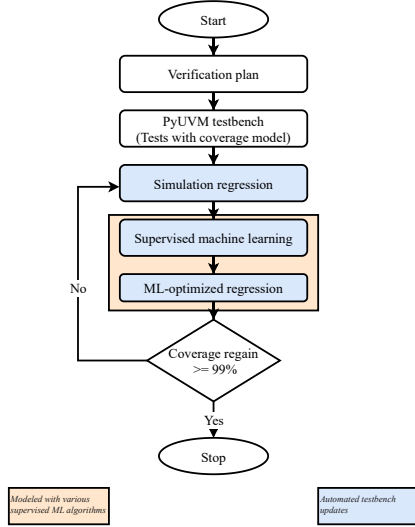


Fig. 2. Proposed methodology

of these tests generates coverage information, which is then merged using PyUCIS to obtain overall coverage [17]. The application of data science and supervised ML techniques to this data enables the creation of models using various ML algorithms. These models are utilized to produce an ML-optimized regression. A comparative analysis of the functional coverage between the original and ML-optimized regressions for various ML algorithms is performed. If the coverage regain in the optimized regression reaches 99% or higher, the flow is terminated. Otherwise, the flow reverts to the simulation regression step, and the process is repeated until the desired coverage is achieved.

A. Testbench creation and simulation regression

DUVs utilized in this study are a 32-bit Arithmetic Logic Unit (ALU), Analog-to-Digital Converter (ADC), and Single-Error Correction, Double-Error Detection (SECDED) Error Correction Code (ECC). The cover bins for the ALU and ECC are deliberately defined to be challenging to hit, while the ADC is an analog-mixed signal model. This allows a more efficient evaluation of the methodology proposed in this research. The testbench is created using PyUVM and PyVSC. The detailed testbench architecture is also discussed in the work [18]. The following considerations are taken into account when coding this script for running simulation regression:

- Specify the tests defined in the testbench to be run multiple times
- Run each test with a different random seed value, generated using the Python random module

B. Data collection and preparation

PyUVM testbenches offer a significant advantage in data collection compared to SystemVerilog-UVM testbenches. During simulation regression, PyUVM testbenches can collect

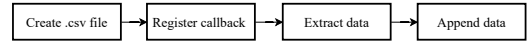


Fig. 3. Data collection

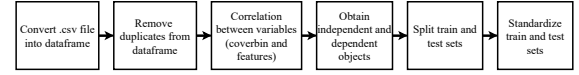


Fig. 4. Data preparation

sampling values of randomized input stimuli and coverbin hit/miss information at every clock cycle, storing them in a Comma Separated Values (CSV) file.

PyVSC provides a callback method to collect bin hit/miss information, which is defined in the data collection class and registered in the UVM monitor class. Every clock cycle, the covergroup is sampled, and the information is collected along with the randomized objects. This data is then appended to the CSV file, created at the start of the regression. The process flow of collecting data is presented in Fig. 3. As discussed in Fig. 4, the collected CSV data is first processed using pandas [19] dataframes. Duplicate rows are removed to ensure data quality. Next, the correlation function from the pandas library is applied to determine the dependent variable. The input with the highest correlation value with respect to a particular bin is selected as the dependent variable, while all other inputs are considered independent variables.

C. ML processing

The final dataset is analyzed using supervised machine learning models to identify positive or negative relationships between the variables. These models can also forecast new, unseen observations. This work employs various supervised regression algorithms from the scikit-learn library [1]. A separate ML model is constructed for each coverbin to train and predict constraints. These models aim to describe the relationships between variables by fitting lines to independent data samples and predicting dependent variable ranges required to hit the coverbins during test simulation.

D. Automatic testbench updation

To minimize effort, we have implemented an automated solution using Python script to update the testbench. This script takes the ML-predicted value ranges as input and generates constraints, sequences, and tests for all ML algorithms. This automation enables efficient running of optimized regressions and avoids extra manual effort.

V. RESULTS

This section compares verification statistics and performance metrics for original and ML-optimized simulation regressions of three DUVs, and examines functional coverage advancement with respect to test simulations. The generated ML-optimized regressions are random in nature, and when run multiple times with random seeds, they simulate various random scenarios, leading to possible coverage improvement.

TABLE III
VERIFICATION STATISTICS OF ORIGINAL AND ML-OPTIMIZED
REGRESSIONS

Verification statistic	DUV	Original	ML-optimized							
			Linear	LASSO	Ridge	SVR	DT	RF	AdaBoost	KNN
Number of test runs	ALU	100				22				
	ADC	200				11				
	ECC	50				8				
Functional coverage (%)	ALU	98.57	99.72	99.83	99.89	99.91	99.96	99.96	99.93	99.94
	ADC	100.00	99.50	94.00	96.80	96.30	95.50	98.40	98.80	98.80
	ECC	100.00					100.00			
Simulation run-time (sec)	ALU	426.88	175.15	171.53	174.03	180.97	183.61	185.04	175.48	185.64
	ADC	147.64	3.40	3.52	3.77	3.27	2.61	2.50	2.69	2.74
	ECC	210.40	7.78	8.19	9.03	8.01	8.36	8.47	8.41	8.87

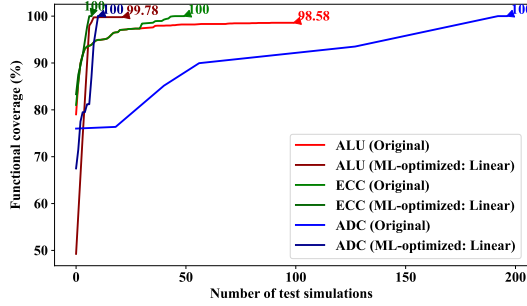


Fig. 5. Functional coverage with respect to test simulations generated by optimized regression

It is observed that supervised regression algorithms LASSO, Ridge, SVR, DT, RF, AdaBoost, and KNN performed well in optimizing the test simulations and simulation run-times achieving 99% coverage regain, except for ADC as shown in Table IV. However, linear regression emerged as the most effective algorithm, attaining 99.5% coverage regain for ADC and providing consistent performance for all three DUVs.

For each DUV, Table III shows that the ML-optimized regression significantly reduces the number of test runs, which in turn also reduces the simulation cycles and simulation run-time while achieving higher coverage compared to the original regression. For example, for the ALU, the ML-optimized regression requires only 20 test runs and 175 seconds of simulation run-time to achieve 99% coverage, compared to 500 test runs and 426 seconds of simulation run-time for the original regression. Table IV shows that, for example, the optimized regression reduced test simulations by a factor of 18 for ECC, optimized run-time by 27 times, and achieved 100% coverage regain for linear ML-optimized regression. Fig. 5 illustrates the rapid attainment of maximum functional coverage with fewer test simulations for output-optimized regression using linear models for each DUV.

VI. CONCLUSION

In this work, we developed a novel design-agnostic methodology that leverages the power of supervised machine learning and PyUVM-based testbenches to optimize coverage-driven verification. PyUVM offered advantageous on-the-fly data collection for the ML process. Our approach achieved significant reductions in test simulations, simulation cycles, and run-time. The automatic update of testbenches with new tests, sequences, and constraints enabled seamless integration of the

TABLE IV
PERFORMANCE METRICS OF ML-OPTIMIZED REGRESSION

Performance Metric	DUV	Supervised models							
		Linear	LASSO	Ridge	SVR	DT	RF	AdaBoost	KNN
Optimization in test simulations (x)	ALU				4.55				
	ADC				18.18				
	ECC				7.14				
Optimization in run-time (x)	ALU	2.44	2.49	2.45	2.36	2.33	2.31	2.43	2.3
	ADC	43.42	41.96	39.16	45.15	56.61	59	54.83	53.97
	ECC	26.99	25.66	23.27	26.23	25.13	24.79	24.97	23.67
Coverage regain (%)	ALU	101.16	101.26	101.33	101.35	101.4	101.4	101.38	101.38
	ADC	99.5	94	96.8	96.3	95.5	98.4	98.8	98.8
	ECC				100				

ML environment into the simulation environment, streamlining the verification process. Our results showed that linear models outperform other supervised regressors while achieving 99% coverage regain.

REFERENCES

- [1] scikit-learn developers, *Scikit-learn*, 2024. [Online]. Available: https://scikit-learn.org/stable/user_guide.html.
- [2] H. Foster, "2022 Wilson Research Group Functional Verification Study," Siemens Digital Industries Software, Tech. Rep., Oct. 2022.
- [3] K. Ismail *et al.*, "Survey on machine learning algorithms enhancing the functional verification process," *Electronics*, vol. 10, p. 2688, Nov. 2021. DOI: 10.3390/electronics10212688.
- [4] D. Yu *et al.*, "Survey of Machine Learning (ML) Applications in Functional Verification (FV)," DVCon US, 2023.
- [5] P. Wagner, *Cocotb*, 2022. [Online]. Available: <https://docs.cocotb.org/en/stable/index.html>.
- [6] R. Salemi *et al.*, *Pyuvvm*, 2020. [Online]. Available: <https://github.com/pyuvvm/pyuvvm>.
- [7] M. Ballance, *PyVSC: SystemVerilog-Style Constraints, and Coverage in Python*, 2019. [Online]. Available: <https://github.com/fvutils/pyvsc>.
- [8] D. N. Gadde *et al.*, *Improving simulation regression efficiency using a machine learning-based method in design verification*, 2024. arXiv: 2405.17481 [cs.LG]. [Online]. Available: <https://arxiv.org/abs/2405.17481>.
- [9] S. M. Ambalakkat, *Optimization of Constrained Random Verification using Machine Learning*, Master Thesis, 2018. [Online]. Available: <https://hdl.handle.net/11299/198982>.
- [10] M. R. Kulkarni, *Improving coverage of simulation-based design verification using Machine Learning techniques*, Master Thesis, 2019. [Online]. Available: <http://dx.doi.org/10.26153/tsw/5632>.
- [11] P. Gaur *et al.*, "Efficient Hardware Verification Using Machine Learning Approach," in *2019 IEEE International Symposium on Smart Electronic Systems (iSES) (Formerly iNIS)*, 2019, pp. 168–171. DOI: 10.1109/iSES47678.2019.00045.
- [12] B. S. Varambally *et al.*, *Optimising Design Verification Using Machine Learning: An Open Source Solution*, 2020. arXiv: 2012.02453 [cs.LG].
- [13] K. A. Ismail *et al.*, "High Performance Machine Learning Models for Functional Verification of Hardware Designs," in *2021 3rd Novel Intelligent and Leading Emerging Sciences Conference (NILES)*, 2021, pp. 15–18. DOI: 10.1109/NILES53778.2021.9600502.
- [14] X. Zheng *et al.*, "Using Neural Networks for Novelty-based Test Selection to Accelerate Functional Coverage Closure," in *2023 IEEE International Conference On Artificial Intelligence Testing (AITest)*, 2023, pp. 114–121. DOI: 10.1109/AITest58265.2023.00026.
- [15] J. Plucinski *et al.*, "Accelerate Functional Coverage Closure Using Machine-Learning-Based Test Selection," DVCon Europe, 2023.
- [16] D. N. Gadde *et al.*, *Efficient stimuli generation using reinforcement learning in design verification*, 2024. arXiv: 2405.19815 [cs.AI]. [Online]. Available: <https://arxiv.org/abs/2405.19815>.
- [17] M. Ballance, *PyUCIS-Viewer*, 2022. [Online]. Available: <https://github.com/fvutils/pyucis>.
- [18] D. N. Gadde *et al.*, "Towards Efficient Design Verification – Constrained Random Verification using PyUVM," DVCon US, 2024.
- [19] NumFOCUS, *Pandas*, 2024. [Online]. Available: <https://pandas.pydata.org/docs/>.