

---

# Exploiting Concavity Information in Contextual Bandit Optimization

---

Kevin Li<sup>1</sup> Eric Laber<sup>1</sup>

## Abstract

The contextual bandit framework is widely used to solve sequential optimization problems where the reward of each decision depends on auxiliary context variables. In settings such as medicine, business, and engineering, the decision maker often possesses additional structural information on the generative model that can potentially be used to improve the efficiency of bandit algorithms. We consider settings in which the mean reward is known to be a concave function of the action for each fixed context. Examples include patient-specific dose-response curves in medicine and expected profit in online advertising auctions. We propose a contextual bandit algorithm that accelerates optimization by conditioning the posterior of a Bayesian Gaussian Process model on this concavity information. We design a novel shape-constrained reward function estimator using a specially chosen regression spline basis and constrained Gaussian Process posterior. Using this model, we propose a UCB algorithm and derive corresponding regret bounds. We evaluate our algorithm on numerical examples and test functions used to study optimal dosing of Anti-Clotting medication.

## 1. Introduction

The contextual bandit is a widely used model for sequential optimization in settings where the reward (utility) of any decision depends on auxiliary context variables (e.g., see [Chu et al., 2011](#); [Bouneffouf et al., 2020](#); [Silva et al., 2022](#), for examples and additional references). Any efficient sequential optimization algorithm makes use of problem-specific information to impose structure on the class of models under consideration. In the case of contextual bandits, such structure often comes in the form of constraints on the conditional mean reward given context and action. Popular assumptions include linearity ([Chu et al., 2011](#)), samples from a Gaussian Process ([Srinivas et al., 2009](#); [Krause & Ong, 2011](#)), smoothness of the function defined by bounds on RKHS norm ([Valko et al., 2013](#); [Chowdhury & Gopalan, 2017](#)), or effective dimensionality as derived from the tan-

gent kernel of a deep network ([Zhou et al., 2020](#); [Zhang et al., 2021](#); [Kassraie & Krause, 2022](#)).

We consider the case where mean reward function is concave with respect to the action at all observed contexts. Concavity in the mean reward as a function of action given context arises when there are diminishing returns associated with increased intensity of the action. One example is dose-optimization in medicine in which both the efficacy and risk of side-effects (such as toxicity) increase monotonically with dose, thus an optimal dose must be large enough to be clinically efficacious but not so large that the risk of serious adverse effects is unacceptable ([Chen et al., 2016](#); [Canale et al., 2018](#); [Taleb & West, 2023](#)). Another well-known example occurs in bidding and pricing systems in commerce, where increasing price increases the per-unit profit but decreases overall sales volume ([Meyer & Pratt, 1968](#); [Varian, 1982](#); [Boehm & Pandalai-Nayar, 2022](#)). We will show that incorporating this concavity information into contextual bandit algorithms improves bandit optimization performance.

The incorporation of structural information and constraints into bandit algorithms has received significant attention in the literature. In the non-contextual bandit setting, the bandit convex optimization literature studies zero-order convex optimization problems and has produced methods with strong theoretical guarantees ([Lattimore, 2024](#)). Recently, [Van Parys & Golrezaei \(2024\)](#) derived a general framework for structural constraints in the non-contextual stochastic bandit settings. However, these algorithms do not have straightforward adaptation to our contextual bandit problem.

Independent of bandit optimization, significant research has been done on convexity/concavity constrained function estimation ([Hannah & Dunson, 2013](#); [Wang & Berger, 2016](#); [Mazumder et al., 2019](#); [Aubin-Frankowski & Szabó, 2020](#)). However, it is challenging to design bandit algorithms with provable sub-linear regret bounds from these bespoke models due to their complex estimation/modeling methods.

To exploit concavity information, this paper develops Concave Spline Gaussian Process (CSGP) model and a corresponding upper confidence bound (UCB) algorithm.<sup>1</sup> By

<sup>1</sup>In Appendix B we also derive a Thompson sampling algorithm as well as its associated Bayesian regret bounds.

modeling the response using a Gaussian Process derived from an appropriately chosen regression spline representation (Ramsay, 1988; Meyer, 2008), we reduce the concavity constraint to a negativity constraint on a Gaussian Process posterior. We then derive properties of truncated Multivariate Gaussian distributions to obtain a UCB algorithm. We provide regret bounds under the Bayesian assumption that the true reward function is a sample from a GP prior. In simulation experiments, we find that GSGP results in markedly lower regret than a suite of state-of-the-art algorithms across a variety of test problems.

## 2. Background

### 2.1. Concave Contextual Bandit Problem Statement

We consider a sequential decision making problem consisting of  $T$  rounds. Our goal is to maximize the expected cumulative reward. In each round, the decision maker receives a  $d$ -dimensional context  $\mathbf{x}_t \in \mathcal{X}$  and must choose  $a_t \in \mathcal{A} \subseteq [0, 1]$ . After choosing the action  $a_t$  the system produces a noisy reward

$$y_t = f(a_t, \mathbf{x}_t) + \epsilon_t, \quad (1)$$

where  $\epsilon_t \sim_{\text{iid}} N(0, \sigma^2)$ . Thus,  $f(a_t, \mathbf{x}_t)$  represents the mean reward given action  $a_t$  and context  $\mathbf{x}_t$ . We assume there exists  $\omega > 0$  such that for each  $\mathbf{x} \in \mathcal{X}$ , the function  $a \mapsto f(a, \mathbf{x})$  is defined for all  $a \in \mathcal{A}^\omega = (-\omega, 1 - \omega)$ , i.e., a  $\omega$ -enlargement of  $[0, 1]$ . In addition, we assume that this map is twice continuously differentiable at every  $a \in \mathcal{A}^\omega$  for each  $\mathbf{x} \in \mathcal{X}$ . At each time  $t$ , the decision maker also receives concavity information that for each  $t' \leq t$  the second partial with respect to  $a$  satisfies  $\frac{\partial^2 f(a, \mathbf{x}_{t'})}{\partial a^2} < 0$  for all  $a \in [0, 1]$ , i.e., the map  $a \mapsto f(a, \mathbf{x}_{t'})$  is concave with respect to  $a$  at the current and all previously observed contexts. This assumption is natural when the decision maker only wants to condition on concavity conditions for contexts  $\mathbf{x}$  that are feasible for the system and the feasible region is not known *a priori*.

The quality of the action selected at time  $t$  can be measured by the regret of not choosing the optimal action given the context at time  $t$ :  $r_t \triangleq \sup_{a \in \mathcal{A}} f(a, \mathbf{x}_t) - f(a_t, \mathbf{x}_t)$ . After the  $T$  rounds, the cumulative regret is  $R_T \triangleq \sum_{t=1}^T r_t$ . Our goal is to construct an algorithm that effectively makes use of concavity information to improve performance in small samples while also ensuring sub-linear regret as  $T$  grows large.

### 2.2. Gaussian Processes

A Gaussian Process  $h(\mathbf{x})$  is a stochastic process for which its evaluation on any finite subset of inputs follows a Multivariate Normal distribution (Rasmussen & Williams, 2006). A Gaussian process is fully defined by its mean function

$\mu(\mathbf{x})$  and covariance function  $k(\mathbf{x}, \mathbf{x}')$ . A convenient property of Gaussian Processes is that upon observing some realizations of a Gaussian Process  $\mathbf{h} = \{h(\mathbf{x}_1) \dots h(\mathbf{x}_n)\}^\top$ , the posterior distribution of unobserved samples  $\mathbf{h}^* = \{h(\mathbf{x}_1^*), \dots, h(\mathbf{x}_m^*)\}^\top$  follows a Multivariate Normal distribution with mean  $\boldsymbol{\mu}^*$  and covariance  $\mathbf{V}^*$  defined by

$$\begin{aligned} \boldsymbol{\mu}^* &= \boldsymbol{\mu}_{h^*} + \mathbf{K}_{m,n} \mathbf{K}_{n,n}^{-1} (\mathbf{h} - \boldsymbol{\mu}_h), \\ \mathbf{V}^* &= \mathbf{K}_{m,m} - \mathbf{K}_{m,n} \mathbf{K}_{n,n}^{-1} \mathbf{K}_{n,m}, \end{aligned} \quad (2)$$

where:  $\mathbf{K}_{n,n}$  is the covariance matrix of the observed realizations  $\mathbf{h}$  such that  $(i, j)$ th entry is  $k(\mathbf{x}_i, \mathbf{x}_j)$ ;  $\mathbf{K}_{m,m}$  is the covariance matrix of the unobserved realizations;  $\mathbf{K}_{m,n}$  is the cross covariance matrix such that the  $(i, j)$ th entry is  $k(\mathbf{x}_i^*, \mathbf{x}_j)$ ; and  $\boldsymbol{\mu}_h, \boldsymbol{\mu}_{h^*}$  are the mean function evaluated on the observed and unobserved samples respectively.

### 2.3. Sub-Gaussian Random Variables

Our regret bounds rely on the concentration properties of Sub-Gaussian random variables (Rigollet & Hütter, 2023). We recall that random variable  $X$  is Sub-Gaussian if there exists a  $\sigma^2 \geq 0$  such that for any  $\lambda \in \mathbb{R}$

$$\mathbb{E}(\exp[\lambda \{X - \mathbb{E}(X)\}]) \leq \exp\left(\frac{\lambda^2 \sigma^2}{2}\right),$$

where  $\sigma^2$  is known in the literature as a variance proxy. Applying Chernoff bounds, we can immediately obtain a concentration bound of the Sub-Gaussian random variable about its mean

$$\Pr(|X - \mathbb{E}(X)| > v) \leq 2 \exp\left(-\frac{v^2}{2\sigma^2}\right),$$

This bound will be crucial in analyzing the concentration of the concavity constrained posterior around the reward function.

### 2.4. Concave Spline Regression

For each context, the mean reward is a concave function of the action. Thus, it is useful to have a mechanism for modeling a one-dimensional function, say  $g(a)$ , that is expressive but also easily constrained to be concave. In this section, we discuss modeling such a function using regression splines; we omit dependence on the context and show how to make the overall mean function smooth across contexts in Section 4.1.

For regression splines of polynomial order  $k$ , with  $l$  knots we can derive the  $l + k$  piece-wise polynomial M-Spline basis functions (Ramsay, 1988)  $M_j(a)$ ,  $j = 1, \dots, l + k$  such that  $M_j(a) \geq 0$ . We model  $g''(a)$  using these M-Spline basis functions

$$g''(a) = \sum_{j=1}^{l+k} M_j(a) \beta_j.$$

A crucial property of the M-Spline basis is that for  $k \leq 2$ ,  $g''(a) \leq 0$  if and only if  $\beta_j \leq 0$  for  $j = 1, \dots, l+k$  (Ramsay, 1988). Integrating each M-Spline basis function  $M_j(a)$  twice yields the C-Spline Basis functions introduced by Meyer (2008):

$$C_j(a) = \int_0^a \int_0^u M_j(s) ds du.$$

We consider a model for  $g(a)$  that uses these C-Spline basis functions along with the constant and identity functions:

$$g(a) = \sum_{j=1}^{l+k} C_j(a) \beta_j + \beta_{l+k+1} a + \beta_{l+k+2}. \quad (3)$$

From the properties of  $g''(a)$ , it follows that  $g(a)$  is concave if and only if  $\beta_j \leq 0$  for  $j = 1, \dots, l+k$  for  $k \leq 2$ . The polynomial order of  $g(a)$  is  $k+2$ , allowing us to use cubic splines to model  $g(a)$  while maintaining the equivalency between coefficient non-positivity and concavity.

### 2.5. Benefits of Constrained Estimation

The advantages of shape-constrained function estimation in terms of prediction accuracy have been demonstrated extensively in the convex/monotone regression literature (Ramsay, 1988; Meyer, 2008; Lim & Glynn, 2012; Hannah & Dunson, 2013). In this section, we briefly illustrate the benefits of the constrained estimation framework in the context of optimization. We fit our Concave Spline Gaussian Process (CSGP), an unconstrained GP with a Gaussian Kernel, and a Neural Network (NN), on a dataset generated from the Warfarin test function studied by Chen et al. (2016) with training context/action pairs sampled uniformly. Figure 1(a) shows example out-of-sample estimates of the mean reward function  $f(a, \mathbf{x})$  estimated from  $n = 100$  training samples from the various methods. The mean reward estimate from the unconstrained GP exhibits far too wiggly behavior which leads to poor estimation of optimal action. The neural network completely fails. Only the CSGP provides a reasonable approximation to the general shape of the reward function and its resulting optimum. To formalize this observation, we evaluate the accuracy of the optimum estimation<sup>2</sup> for the various methods at sample sizes  $n = 25, 50, 150$ . For each sample size we perform 25 replications. Figure 1(b) displays the RMSE of the optimum estimation with standard error bars. We see that the constrained optimal estimation significantly outperforms the unconstrained competitors.

## 3. Related Work

**GP/Kernelized Bandits** Our work is most closely related to the literature on Gaussian Process and Kernelized band-

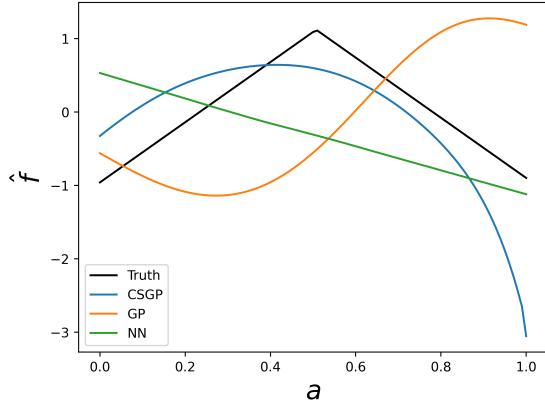
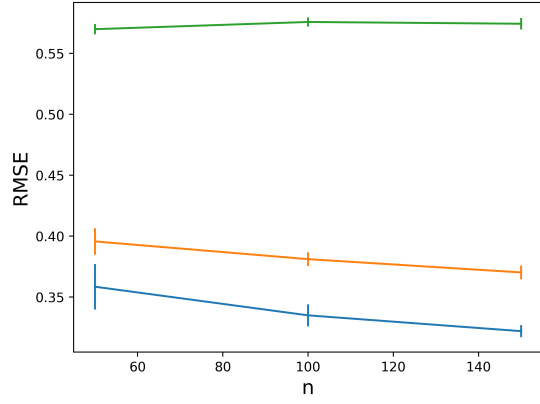
its. Srinivas et al. (2009) first introduced the context-free GP-UCB bandits and the core proof techniques of using the maximum information gain  $\gamma_t$  to bound cumulative regret. They prove regret under both a Bayesian paradigm in which the reward is sampled from the GP prior as well as a frequentist paradigm in which the reward function lies in the RKHS of the kernel. Krause & Ong (2011) extend this analysis to the contextual setting and provide maximum information gain bounds for kernels derived from additive/product compositions. In a similar vein, Valko et al. (2013) developed a Kernelized UCB algorithm where they bound regret using the effective dimension of the kernel. Chowdhury & Gopalan (2017) derived improved bounds for context-free GP/Kernelized UCB bandits and the first frequentist regret bounds for GP Thompson sampling.

**Non-linear bandits** More generally, our work extends the large literature on designing bandit algorithms for non-linear reward functions. Filippi et al. (2010); Li et al. (2017); Kveton et al. (2020) use generalized linear models to develop UCB algorithms for monotonically increasing reward functions. Recently, neural networks have become popular for flexibly representing complex reward functions in bandit algorithms. Zhou et al. (2020) first introduced a neural network based UCB algorithm with regret bounded by the effective dimension of the neural tangent kernel. Zhang et al. (2021) provide a neural network based Thompson sampling algorithm. Kassraie & Krause (2022) derive an improved UCB algorithm with sub-linear regret by deriving bounds using the maximum information gain.

**Bandits with Structural Information** Our work can be viewed as fitting in the broad category of bandits with structural information. However, convexity in the action for each context has to the best of our knowledge not yet been investigated in the contextual bandit setting. The bandit convex optimization literature (Bubeck et al., 2021; Latimore, 2024) studies settings where the reward function is convex with respect to all dimensions and the convex function can be chosen by an adversary. Van Parys & Golrezaei (2024) develop a general framework for incorporating various forms of structural information such as Lipschitz continuity, convexity, and dispersion. In the contextual setting, Sivakumar et al. (2020) derive improved Linear-UCB under the assumption of a sparse parameter vector.

**Shape Constrained Function Estimation** Independently of the bandit literature, the problem of shape-constrained function estimation in the form of monotone/convex regression has been extensively studied; e.g., see Meyer (2008); Groeneboom & Jongbloed (2014); Lim & Glynn (2012); Hannah & Dunson (2013); Chatterjee et al. (2015); Wang & Berger (2016); Mazumder et al. (2019); Aubin-Frankowski & Szabó (2020), and references therein. The literature has shown that incorporating constraints into estimation and

<sup>2</sup>We define the optimum estimate for the GP models as the optimum of the posterior mean of the reward function


 (a) Example Estimated Mean Functions with sample size  $n = 100$ 


(b) RMSE of optimum estimates with 1 SE error bars

Figure 1. Illustrations of conditioning on concavity information.

inference can significantly outperform their unconstrained analogs when these assumptions hold.

## 4. Concave Contextual Bandit

### 4.1. Reward Model

Conditional on each context, we assume that the expected reward takes the form of a regression spline as described in equation 3 with the generalization that the spline regression coefficients vary as a smooth functions of  $\mathbf{x}$ . Thus, we define the CSGP model for the expected reward as:

$$f(a, \mathbf{x}) = \sum_{j=1}^{J-2} C_j(a) \beta_j(\mathbf{x}) + \beta_{J-1}(\mathbf{x})a + \beta_J(\mathbf{x}) \quad (4)$$

$$:= \phi(a)^T \beta(\mathbf{x}),$$

where each  $C_j(a)$  is the C-Spline basis function described in Section 2.4,  $\beta(\mathbf{x}) := \{\beta_1(\mathbf{x}), \dots, \beta_J(\mathbf{x})\}^T$  and  $\phi(a) := \{C_1(a), C_2(a), \dots, a, 1\}^T$ . We place independent Gaussian Processes priors on  $\beta_j(\mathbf{x})$  with mean function  $\mu_j$  and covariance function  $k_j(\mathbf{x}, \mathbf{x}')$ . These priors induce a Gaussian Process on  $f(a, \mathbf{x})$  with mean and covariance functions:

$$\mu_f(a, \mathbf{x}) = \phi(a)^T \mu_\beta(\mathbf{x}) \quad (5)$$

$$k_f \{(a, \mathbf{x}), (a', \mathbf{x}')\} = \sum_{j=1}^J \phi_j(a) k_j(\mathbf{x}, \mathbf{x}') \phi_j(a'),$$

where  $\mu_\beta(\mathbf{x}) = \{\mu_1(\mathbf{x}), \dots, \mu_J(\mathbf{x})\}^T$ . The  $\beta(\mathbf{x})$  and  $f(a, \mathbf{x})$  are also jointly distributed as a Gaussian Process with covariance function

$$k_{f, \beta_j} \{(a, \mathbf{x}), \mathbf{x}'\} := \text{cov} \{f(a, \mathbf{x}), \beta_j(\mathbf{x}')\} \quad (6)$$

$$= \phi_j(a) k_j(\mathbf{x}, \mathbf{x}').$$

### 4.2. Incorporating Concavity Information

To incorporate concavity in our model, we assume that for each time step  $t$  we observe both the context  $\mathbf{x}_t$  and the information that  $f(a, \mathbf{x}_t)$  is concave in  $a$  at all  $\mathbf{x}_1 \dots \mathbf{x}_t$ . Under our choice of spline basis (see Section 2.4) this information is exactly equivalent to conditioning on  $\beta_j(\mathbf{x}_{t'}) \leq 0$  for  $j = 1 \dots J-2, t' \leq t$ . Extracting predictions from our model therefore boils down to conditioning on the non-positivity of  $\beta$  and the historical noisy reward  $y_{t'}, t' < t$  in our Bayesian posterior model. An important property of our reward and observation models is that after conditioning on such information, the posterior for the finite realizations of  $\beta(\mathbf{x})$  is a truncated Gaussian. Let  $\mathbb{R}_e = \mathbb{R} \cup \{\infty\}$  denote the (positively) extended reals. Given  $\nu \in \mathbb{R}_e^p$ ,  $\omega \in \mathbb{R}^p$ , and  $\Omega \in \mathbb{R}^{p \times p}$ , we let  $N_\nu(\omega, \Omega)$  denote a multivariate normal distribution with mean  $\omega$  and covariance  $\Omega$  that has been truncated above by  $\nu$ . The following result is proved in Appendix A.

**Lemma 1.** *Suppose that we observe  $\mathbf{y}_{t-1} = (y_1, \dots, y_{t-1})^T$ . Define  $\beta_t := \{\beta(\mathbf{x}_1), \dots, \beta(\mathbf{x}_t)\}^T$  to be the concatenated vector of coefficients from every context up to time  $t$ . Let  $\mathcal{C}_{t'}$  denote the event that  $\beta_j(\mathbf{x}_{t'}) \leq 0$ , for  $j = 1, \dots, J-2$ . Then the posterior  $p(\beta_t | \mathbf{y}_t, \cap_{t'=1}^t \mathcal{C}_{t'})$  is the upper truncated Multivariate Normal distribution  $N_\nu(\mu_t, \Sigma_t)$ , where  $(\mu_t, \Sigma_t)$  are the posterior quantities obtained from the standard GP posterior without truncation, and  $\nu_j = 0, j \leq J-2$  and  $\nu_j = \infty$  otherwise.*

Proving regret bounds for a UCB or Thompson algorithm using our reward model requires quantifying the posterior uncertainty surrounding the expected reward. For convenience, we write  $f(a, \mathbf{x}_t) = \mathbf{c}_t(a)^T \beta_t$ , where  $\mathbf{c}_t(a) \in \mathbb{R}^{Jt}$  is defined so that the last  $J$  elements of  $\mathbf{c}_t(a)$  equal to  $\phi(a)$

while its remaining entries are zero. A primary challenge is that the posterior of the expected reward conditioned on the concavity information,  $\bigcap_{t'=1}^t \mathcal{C}_{t'}$ , is a linear combination of a truncated Multivariate Normal vector which has no known closed or canonical form. Fortunately, we can appeal to the properties of Sub-Gaussian random variables to quantify the concentration of the concavity conditioned posterior.

Without conditioning on concavity information the posterior distribution of  $f(a, \mathbf{x}_t)$  is Gaussian with variance:

$$\sigma_{\mathbf{c}_t}^2(a, \mathbf{x}_t) = \mathbf{c}_t(a)^T \boldsymbol{\Sigma}_t \mathbf{c}_t(a) = \quad (7)$$

$$k_f \{(a, \mathbf{x}_t), (a, \mathbf{x}_t)\} - \mathbf{k}_{t,t-1} (\mathbf{K}_{t-1,t-1} + \sigma^2 \mathbf{I})^{-1} \mathbf{k}_{t,t-1},$$

where  $\mathbf{k}_{t,t-1} \in \mathbb{R}^{1 \times t-1}$  and the  $i$ th element is  $k_f \{(a, \mathbf{x}_t), (a_i, \mathbf{x}_i)\}$  and  $\mathbf{K}_{t-1,t-1}$  is the prior covariance matrix of the  $\{f(a_{t'}, \mathbf{x}_{t'})\}_{t'=1}^t$ . Clearly, the centered posterior without conditioning on concavity information is Sub-Gaussian with variance proxy  $\sigma_{\mathbf{c}_t(a)}^2$ . The following result shows that linear combinations of upper truncated Multivariate normal random variables share a variance proxy with its un-truncated counterpart.

**Lemma 2.** *If  $\beta_t$  has distribution  $N_\nu(\boldsymbol{\mu}_t, \boldsymbol{\Sigma}_t)$ , Then the random variable  $\mathbf{c}_t(a)^T (\beta_t - \boldsymbol{\mu}_t)$  is Sub-Gaussian with a variance proxy  $\sigma_{\mathbf{c}_t}^2(a, \mathbf{x}_t) = \mathbf{c}_t(a)^T \boldsymbol{\Sigma}_t \mathbf{c}_t(a)$ .*

The preceding lemma allows us to obtain concentration bounds for the reward estimate and then subsequently apply arguments from (Srinivas et al., 2009; Krause & Ong, 2011; Russo & Van Roy, 2014) to obtain regret bounds.

### 4.3. Maximum Information Gain

Following Srinivas et al. (2009); Krause & Ong (2011), we will use information theoretical quantities to bound the regret of our algorithm. Regret will depend on how quickly we can gather information about the underlying reward function. Therefore we will be interested in the mutual information  $I(\mathbf{y}_A, f)$  between the set of observations  $\mathbf{y}_A$  and the underlying function  $f$ .  $I(\mathbf{y}_A, f)$  represents the reduction in uncertainty surrounding the mean reward function  $f$  upon observing rewards  $\mathbf{y}_A$ . Our regret bounds will take the form  $\mathcal{O}^*(\sqrt{T\gamma_T})$  where  $\gamma_T$  is the *maximal information gain* defined as

$$\gamma_T := \max_{A \subset \mathcal{A}, |A|=T} I(\mathbf{y}_A, f).$$

The maximal information gain,  $\gamma_T$ , for our model can be bounded using the results of Srinivas et al. (2009); Krause & Ong (2011). Note that the Gaussian process induced on  $f(a, \mathbf{x})$  by our model has a covariance function composed of  $J$  additive components. Each additive component is the product of a generic  $d$ -dimensional covariance function (such as Gaussian or Matérn) and a 1-dimensional linear kernel derived from the C-Spline features. Krause & Ong

(2011) show how to bound  $\gamma_T$  for additive and product compositions. Thus, we are able to obtain the following asymptotic bounds for the CSGP model.

**Lemma 3.** *Let the prior for the expected reward function  $f(a, \mathbf{x})$  be the CSGP model defined in Equation 4 such that the maximal information gain of each  $k_j(\cdot, \cdot)$  at time  $T$  is bounded by  $\gamma_T^*$ . Then the maximal information gain for the CSGP covariance function given by Equation 5 satisfies*

$$\gamma_T \leq J\gamma_T^* + 2J \log(T).$$

Vakili et al. (2021) provides bounds for  $\gamma_T^*$  for common kernels such as the Gaussian and Matérn. Throughout this paper we select  $k_j(\cdot, \cdot)$  to be Gaussian kernels so that the maximum information gain for CSGP satisfies  $\gamma_T = \mathcal{O}\{J \log(T)^{d+1}\}$ .

### 4.4. UCB Algorithm

We now define a UCB algorithm using our reward model. At time  $t$  the concavity conditioned posterior mean for the expected reward is

$$\mu_t^*(a, \mathbf{x}_t) = \mathbb{E} \{ \mathbf{c}_t(a)^T \beta_t | \mathbf{y}_{t-1}, \bigcap_{t'=1}^t \mathcal{C}_{t'} \}. \quad (8)$$

This posterior mean can be calculated numerically with high accuracy using truncated multivariate normal identities given by Kan & Robotti (2017); Manjunath & Wilhelm (2021). Let  $\sigma_{\mathbf{c}_t}^2(a, \mathbf{x}_t)$  be the variance of the unconstrained CSGP posterior as defined in equation 7. The CSGP-UCB algorithm selects action  $a_t$  such that

$$a_t = \operatorname{argmax}_{a \in \mathcal{A}} \mu_t^*(a, \mathbf{x}_t) + \alpha_t^{\frac{1}{2}} \sigma_{\mathbf{c}_t}^2(a, \mathbf{x}_t),$$

where  $\alpha_t$  is a pre-specified sequence of increasing constants. Our algorithm uses the mean of the posterior conditioned on the concavity information  $\bigcap_{t'=1}^t \mathcal{C}_{t'}$ . However, our UCB variance estimate relies on the variance of the unconditioned vanilla CSGP posterior. The variance of the vanilla CSGP posterior can be calculated in closed form and bounds the deviation of the true function from the posterior mean even after conditioning on concavity information. This property allows us to derive regret bounds for the proposed algorithm.

### 4.5. Regret Analysis

We present the regret analysis for our UCB algorithm under the Bayesian assumption that the expected reward function  $f(a, \mathbf{x})$  is a sample from CSGP prior described in Section 4.1. This assumption is commonly made and analyzed in the bandit literature (Srinivas et al., 2009; Krause & Ong, 2011; Chen et al., 2012; Wang et al., 2015; Bogunovic et al., 2016; Kathuria et al., 2016; Kassraie & Krause, 2022).

To the best of our knowledge, existing algorithms in the literature do not possess proven regret guarantees under

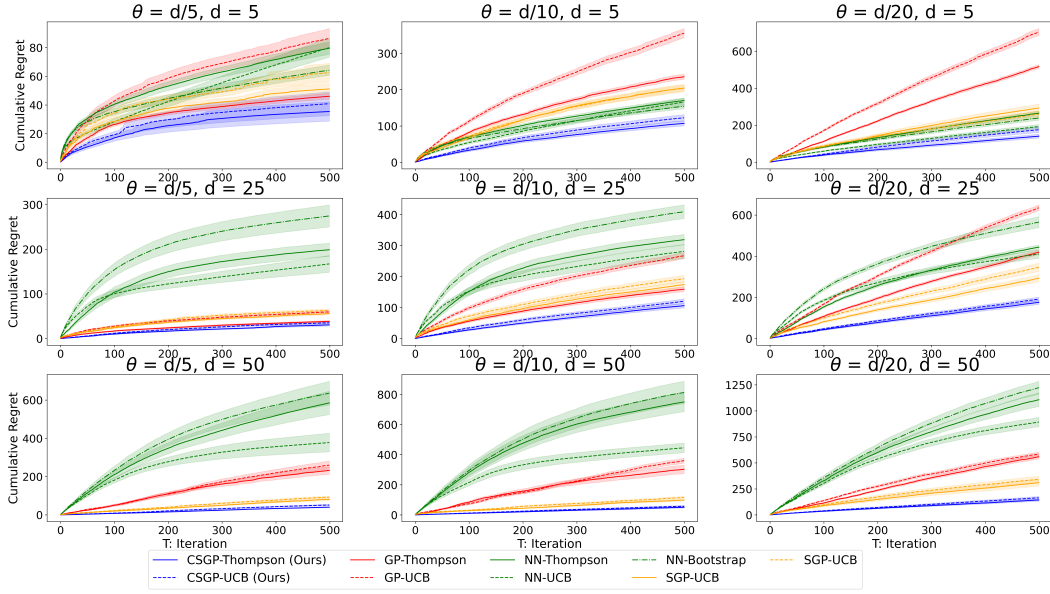


Figure 2. Cumulative regret for numerical simulation study. The proposed methods, CSGP-Thompson and CSGP-UCB, obtain markedly lower regret than competing methods across a range of problem dimensions and scalings.

the Bayesian assumption and the condition that the bandit algorithm receives concavity information. Any GP-posterior that is not conditioned on this concavity information will be mis-specified and cannot be used to make accurate probabilistic statements about the reward function.

Leveraging the properties of the constrained CSGP posterior, we provide the following regret bounds under concavity information and the Bayesian assumption that  $f$  is a sample from the CSGP prior

**Proposition 1.** *Let the expected reward function  $f$  be a sample from a known CSGP prior defined in equations 4 and 5 with noise model  $N(0, \sigma^2)$ . Also suppose that at each time step  $t$  the bandit algorithm receives noisy reward  $y_t$  as well as concavity information that  $\beta_j(\mathbf{x}_{t'}) \leq 0$  for  $j = 1 \dots J - 2, t' \leq t$ . Pick  $\delta \in (0, 1)$  and suppose one of the following assumptions holds:*

- $\mathcal{A}$  is finite with  $\alpha_t = 2 \log(2|\mathcal{A}|t^2\pi^2/6\delta)$
- $\mathcal{A} \subset [0, 1]$  is compact and convex and the CSGP kernel  $k_f(\cdot, \cdot)$  satisfies the following bound on the GP sample paths. For some constants  $\eta, \zeta$

$$\Pr\left\{\sup_{\mathbf{v} \in \mathcal{A} \times \mathcal{X}} |\partial f / \partial \mathbf{v}_j| > L\right\} \leq \eta \exp\left\{-\frac{L}{\zeta}\right\}^2,$$

for  $\forall j \in \{1, \dots, d + 1\}$ . And we choose

$$\alpha_t = 2 \log(4\pi^2 t^2 / 3\delta) + 2 \log\left\{t^2 \zeta \sqrt{\log(2\eta/\delta)}\right\}.$$

Then running CSGP-UCB obtains a regret bound  $\mathcal{O}^*(\sqrt{T\gamma_T\alpha_T})$  with high probability. Precisely:

$$\Pr\left\{R_t \leq \sqrt{C_1 T \alpha_T \gamma_T} + 2, \forall T \geq 1\right\} \geq 1 - \delta,$$

where  $C_1 = \frac{8}{\log(1+\sigma^{-2})}$ .

In the continuous action space case, the condition on  $k_f(\cdot, \cdot)$  is satisfied when individual coefficient kernels  $k_j(\cdot, \cdot)$  are four times differentiable. Example kernels that satisfy these conditions include the common Gaussian kernel and the Matern kernel with  $\nu > 2$ . See Appendix A.4.2 for further discussion of this condition.

This regret bound asymptotically matches the bound derived by Krause & Ong (2011) under the setting where the decision maker receives no concavity information. In the presence of concavity information, running vanilla contextual GP-UCB under our stated assumptions has no theoretical guarantees derived in the current literature. Asymptotically, we are unlikely to improve on this bound as the benefit of conditioning on the concavity information vanishes as  $T \rightarrow \infty$ . We suspect that a tighter bound can be achieved by possibly deriving  $\gamma_T$  for our specific truncated posterior. We reserve this for future work.

**Remark** The concentration properties of the CSGP posterior can also be used to derive Bayesian Regret bounds for Thompson sampling using proof techniques from Russo &

Van Roy (2014). We provide Bayesian Regret bounds for the discrete and continuous action cases in Appendix B.

## 5. Numerical Experiments

### 5.1. Experimental Set Up

We evaluate our CSGP-UCB algorithms on simulated examples as well as a Warfarin dosing test functions studied by Chen et al. (2016). For all experiments, we use a cubic C-splines model with 5 uniform knots on  $[0, 1]$ . We compare our algorithms to eight baselines: (1) GP-Thompson, which samples the optimal action from the posterior of the unconstrained GP; we do not use the variance inflation from (Chowdhury & Gopalan, 2017) as we found that the un-inflated version produced lower regret in our examples; (2) GP-UCB, the contextual GP based algorithm from (Krause & Ong, 2011); (3) NN-Bootstrap (Riquelme et al., 2018), which trains multiple neural networks on bootstrapped samples and selects an optimal action using a randomly chosen model at each round; (4) NN-Thompson (Zhang et al., 2021) which samples optimum from the neural network posterior derived from the neural network prediction and empirical Tangent Kernel; (5) NN-UCB (Kassraie & Krause, 2022), a neural network based UCB algorithm with posterior variance derived from the neural tangent kernel of an untrained network; (6/7) SGP-UCB/SGP-Thompson, which implement UCB/Thompson sampling using the Spline-Kernel based GP as the reward model without any concavity constraints. We include the unconstrained version to confirm that improved regret performance results from the concavity conditions and not only the spline kernel; (8) CSGP-Thompson, a Thompson sampling algorithm using the CSGP model, which we include to investigate whether using the full constrained CSGP posterior results in significantly improved performance relative to CSGP-UCB which uses the variance of the unconstrained GP posterior. We provide Bayesian Regret guarantees for the Thompson sampling algorithm in Appendix B. Details for the hyper-parameters of the methods can be found in Appendix C.

For the Gaussian process based methods, we learn the kernel hyper-parameters by maximizing the marginal likelihood on the observed data (Rasmussen & Williams, 2006). For neural network based methods, we train/update the appropriate network’s parameters at every round. For all UCB algorithms, we follow Krause & Ong (2011); Srinivas et al. (2009) and choose the confidence parameter  $\alpha_t$  to satisfy the bounds with probability  $\delta = 0.1$ .

Due to computational considerations we also make simplifications in the implementation of the algorithms. Following Zhou et al. (2020); Zhang et al. (2021); Kassraie & Krause (2022) for the neural network based methods, we only calculate the posterior variance using the diagonal of

the empirical tangent kernel matrix. For CSGP-UCB and CSGP-Thompson, we use a posterior that is only conditioned on the concavity information of the current round,  $\mathcal{C}_t$ . This simplification guarantees that the posterior functions obey the concave constraint for the current context. Empirical results below demonstrate that this works well in practice.

As Zhang et al. (2021); Kassraie & Krause (2022) provide algorithms only for a finite action space, we test the bandits with  $\mathcal{A}$  defined as a uniform grid of size 100 on  $[0, 1]$ .

### 5.2. Numerical Simulations

We simulate functions of the form:

$$f(a, \mathbf{x}) = \sum_{s=1}^{10} h_s(a) \eta_s(\mathbf{x})^2 + \gamma(x),$$

where  $h_s(a)$  is sampled from a Gaussian Process prior conditioned on  $h_s''(a) \leq 0$  on a very fine grid in  $[0, 1]$ . This conditioning produces functions  $h_s(a)$  that are effectively concave in the interval (Wang & Berger, 2016). We sample  $\eta_s(\mathbf{x})$  and  $\gamma(\mathbf{x})$  from independent Gaussian Processes equipped with isotropic Gaussian kernels. The concavity of  $f(a, \mathbf{x})$  with respect to  $a$  follows as it is a sum of functions concave in  $a$ . We sample the contexts uniformly such that  $\mathbf{x} \in [0, 1]^d$ . A crucial property of our simulation set up is that the CSGP model is mis-specified for this simulation; i.e.,  $f(a, \mathbf{x})$  does not take the form of twice differentiable piecewise polynomials for any  $\mathbf{x}_t$ . We sample the noisy rewards from  $y = f(a, \mathbf{x}) + \epsilon$  where  $\epsilon \sim N(0, 0.1)$ . We initialize each bandit algorithm with  $n = 25$  observations and run each algorithm for  $T = 500$  iterations.

We consider multiple simulation scenarios that control the difficulty of function estimation and optimization. We vary context dimension and the length-scales of the kernels governing the GPs for  $\eta_s(\mathbf{x}), \gamma(\mathbf{x})$ . Smaller length-scales for GPs lead to reward function samples that vary more quickly and are thus more difficult to learn. We examine the performance of the various algorithms for  $d = 5, 25, 50$  with length-scales  $\theta = d/5, d/10, d/25, d/50$ . Scaling the length-scale by dimension ensures the problem does not become intractable without massive sample sizes.

Figure 2 shows the mean cumulative regret of the various bandit algorithms across  $n = 25$  replications for each experimental setting along with 1 standard error bars. Across the simulations, CSGP obtains uniformly lower regret than competing methods. We also see that despite CSGP-UCB using the unconstrained GP variance, it performs similarly to CSGP-Thompson. Importantly, CSGP outperforms SGP which indicates that the improvement in cumulative regret is caused by the concavity conditions and not only our use of a C-spline inspired kernel. We do observe empirically

however that simply using the SGP reward model does seem to bias reward function estimates to be more uni-modal and similar to concave functions.

For the simulation settings with larger length-scales (slower varying reward functions that are easier to learn) the performance of the CSGP algorithms and GP are more similar. We expect this result as the concavity information is less important when the covariance between reward observations is higher and the function is easier to learn. As length-scales increase and the sampled reward function become increasingly difficult to learn, we see that the CSGP algorithms vastly outperform their vanilla GP counterparts. The neural network algorithms perform worst relative to CSGP for the larger length-scales, as these algorithms take less advantage of the inherent smoothness of the reward function. We also see that the NN method is much more sensitive to the dimension of the problem, as the performance of neural network degrades dramatically at  $d = 25$ .

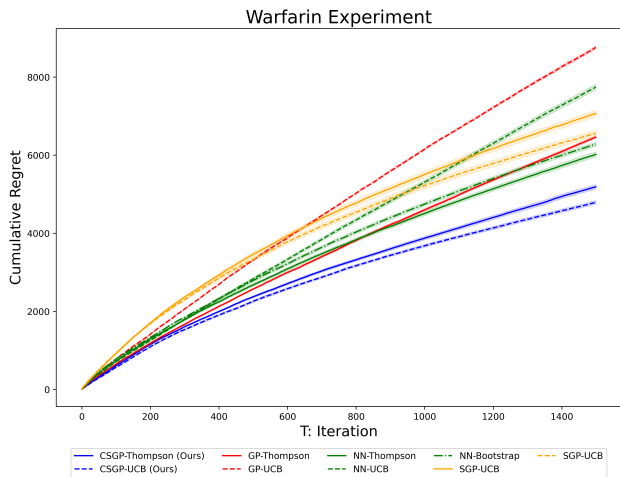


Figure 3. Cumulative regret for the Warfarin dosing test function experiment. The proposed methods, CSGP-Thompson and CSGP-UCB, produced lower cumulative regret than competing methods.

### 5.3. Warfarin Dosing Test Function

In this section, we examine a test function used by [Chen et al. \(2016\)](#) to study optimal strategies for personalized dosing of Warfarin, an anti-blood clotting medication. Dose-response optimization is natural application of concavity information. Patient response likely monotonically improves as dosage approaches the optimal amount from below, and will likely monotonically deteriorate afterwards due to overdosing. Outcomes also significantly depend on patient context variables such as weight, age, and other patient biometrics. [Taleb & West \(2023\)](#) reviews the prevalence of this concavity assumption in medicine.

[Chen et al. \(2016\)](#) study the function

$$f(a, \mathbf{x}) = 8 + 4 \cos(2\pi \mathbf{x}_2) - 2\mathbf{x}_3 - 8\mathbf{x}_5^3 - 15|g(\mathbf{x}) - 2a|^2 \\ g(\mathbf{x}) = 0.6\mathbb{1}(-0.5 \leq \mathbf{x}_1 \leq 0.5) + 1.2\mathbb{1}(\mathbf{x}_1 > 0.5) \\ + 1.2\mathbb{1}(\mathbf{x}_1 < -0.5) + \mathbf{x}_4^2 + 0.5 \log(|\mathbf{x}_7| + 1) - 0.6,$$

where  $\mathbf{x} \in [-1, 1]^7$ ,  $a \in [0, 1]$ . We define  $\mathcal{A}$  as a uniform grid in  $[0, 1]$  with  $|\mathcal{A}| = 100$ . We initialize the data with  $n = 25$  data points with contexts and actions drawn uniformly from the domain. We sample the noisy rewards from  $y = f(a, \mathbf{x}) + \epsilon$  where  $\epsilon \sim N(0, 0.1)$  as in [Chen et al. \(2016\)](#).

This test function also demonstrates the flexibility of the CSGP model and robustness to mis-specification. Both CSGP and the GP model are mis-specified as  $f(a, \mathbf{x})$  is not differentiable with respect to  $a$  and discontinuous in  $\mathbf{x}$ .

Figure 3 displays the mean cumulative regret after running the algorithms for  $T = 1500$  rounds across 25 replications along with 1 SE bars. We see that CSGP-UCB performs best, followed closely by CSGP-Thompson. We suspect that CSGP-UCB’s use of only the posterior moments make it more robust to mis-specification than CSGP-Thompson. Again, we see that CSGP outperforms the unconstrained SGP model. We see that NN-Thompson and NN-Bootstrap perform the next best. We expect this result as the neural network is well specified for the non-continuous reward function.

## 6. Discussion

We proposed a contextual bandit algorithm for settings in which the mean reward is concave in the action given context information. We encoded concavity information into a novel spline-based Gaussian Process model via truncation of the posterior distribution. Concentration properties of the resulting truncated posterior were used to construct the first UCB-algorithm with regret guarantees under Bayesian assumptions and concavity information. In simulation experiments and an illustrative biomedical application our algorithm significantly outperformed state-of-the-art non-linear bandit algorithms when the concavity conditions hold.

There are a number of interesting directions for future work. For example, it is an open question whether one can obtain regret guarantees under the Frequentist assumptions that the function belongs to some RKHS rather than being a draw from a GP prior. Such a bound would allow theoretical examination of the advantage of conditioning on concavity information. It would also be interesting to scale our algorithm using methods such as sparse Gaussian Processes ([Titsias, 2009](#); [Hensman et al., 2013](#); [Vakili et al., 2021](#)).



## Impact Statement

This research proposes a novel methodology for contextual bandits when one has the additional knowledge that the reward is concave in the action for each context. Such structural information is common in applications where increasing action intensity exhibits diminishing returns. For example, the proposed methodology has application in precision medicine where it can be used to identify an optimal personalized dose, as well as in e-commerce where it can be used to set auction reserve prices.

## References

- Aubin-Frankowski, P.-C. and Szabó, Z. Hard shape-constrained kernel machines. *Advances in Neural Information Processing Systems*, 33:384–395, 2020.
- Boehm, C. E. and Pandalai-Nayar, N. Convex supply curves. *American Economic Review*, 112(12):3941–3969, 2022.
- Bogunovic, I., Scarlett, J., and Cevher, V. Time-varying gaussian process bandit optimization. In *Artificial Intelligence and Statistics*, pp. 314–323. PMLR, 2016.
- Bouneffouf, D., Rish, I., and Aggarwal, C. Survey on applications of multi-armed and contextual bandits. In *2020 IEEE Congress on Evolutionary Computation (CEC)*, pp. 1–8. IEEE, 2020.
- Bubeck, S., Eldan, R., and Lee, Y. T. Kernel-based methods for bandit convex optimization. *Journal of the ACM (JACM)*, 68(4):1–35, 2021.
- Canale, A., Durante, D., and Dunson, D. B. Convex mixture regression for quantitative risk assessment. *Biometrics*, 74(4):1331–1340, 2018.
- Chatterjee, S., Guntuboyina, A., and Sen, B. On risk bounds in isotonic and other shape restricted regression problems. *The Annals of Statistics*, pp. 1774–1800, 2015.
- Chen, B., Castro, R., and Krause, A. Joint optimization and variable selection of high-dimensional gaussian processes. *arXiv preprint arXiv:1206.6396*, 2012.
- Chen, G., Zeng, D., and Kosorok, M. R. Personalized dose finding using outcome weighted learning. *Journal of the American Statistical Association*, 111(516):1509–1521, 2016.
- Chowdhury, S. R. and Gopalan, A. On kernelized multi-armed bandits. In *International Conference on Machine Learning*, pp. 844–853. PMLR, 2017.
- Chu, W., Li, L., Reyzin, L., and Schapire, R. Contextual bandits with linear payoff functions. In *Proceedings of the Fourteenth International Conference on Artificial Intelligence and Statistics*, pp. 208–214. JMLR Workshop and Conference Proceedings, 2011.
- Filippi, S., Cappe, O., Garivier, A., and Szepesvári, C. Parametric bandits: The generalized linear case. *Advances in neural information processing systems*, 23, 2010.
- Ghosal, S. and Roy, A. Posterior consistency of gaussian process prior for nonparametric binary regression. *Ann. Statist.*, 2006.
- Groeneboom, P. and Jongbloed, G. *Nonparametric estimation under shape constraints*. Number 38. Cambridge University Press, 2014.
- Hannah, L. A. and Dunson, D. B. Multivariate convex regression with adaptive partitioning. *Journal of Machine Learning Research*, 14(102):3261–3294, 2013. URL <http://jmlr.org/papers/v14/hannah13a.html>.
- Hensman, J., Fusi, N., and Lawrence, N. D. Gaussian processes for big data. *arXiv preprint arXiv:1309.6835*, 2013.
- Kan, R. and Robotti, C. On moments of folded and truncated multivariate normal distributions. *Journal of Computational and Graphical Statistics*, 26(4):930–934, 2017.
- Kandasamy, K., Dasarathy, G., Oliva, J. B., Schneider, J., and Póczos, B. Gaussian process bandit optimisation with multi-fidelity evaluations. *Advances in neural information processing systems*, 29, 2016.
- Kassraie, P. and Krause, A. Neural contextual bandits without regret. In *International Conference on Artificial Intelligence and Statistics*, pp. 240–278. PMLR, 2022.
- Kathuria, T., Deshpande, A., and Kohli, P. Batched gaussian process bandit optimization via determinantal point processes. *Advances in neural information processing systems*, 29, 2016.
- Krause, A. and Ong, C. Contextual gaussian process bandit optimization. *Advances in neural information processing systems*, 24, 2011.
- Kveton, B., Zaheer, M., Szepesvári, C., Li, L., Ghavamzadeh, M., and Boutilier, C. Randomized exploration in generalized linear bandits. In *International Conference on Artificial Intelligence and Statistics*, pp. 2066–2076. PMLR, 2020.
- Lattimore, T. Bandit convex optimisation. *arXiv preprint arXiv:2402.06535*, 2024.
- Li, L., Lu, Y., and Zhou, D. Provably optimal algorithms for generalized linear contextual bandits. In *International Conference on Machine Learning*, pp. 2071–2080. PMLR, 2017.

- Lim, E. and Glynn, P. W. Consistency of multidimensional convex regression. *Operations Research*, 60(1):196–208, 2012.
- Manjunath, B. and Wilhelm, S. Moments calculation for the doubly truncated multivariate normal density. *Journal of Behavioral Data Science*, 1(1):17–33, 2021.
- Mazumdar, E., Pacchiano, A., Ma, Y., Jordan, M., and Bartlett, P. On approximate thompson sampling with Langevin algorithms. In III, H. D. and Singh, A. (eds.), *Proceedings of the 37th International Conference on Machine Learning*, volume 119 of *Proceedings of Machine Learning Research*, pp. 6797–6807. PMLR, 13–18 Jul 2020. URL <https://proceedings.mlr.press/v119/mazumdar20a.html>.
- Mazumder, R., Choudhury, A., Iyengar, G., and Sen, B. A computational framework for multivariate convex regression and its variants. *Journal of the American Statistical Association*, 114(525):318–331, 2019.
- Meyer, M. C. Inference using shape-restricted regression splines. 2008.
- Meyer, R. F. and Pratt, J. W. The consistent assessment and fairing of preference functions. *IEEE Transactions on Systems Science and Cybernetics*, 4(3):270–278, 1968.
- Murray, I., Adams, R., and MacKay, D. Elliptical slice sampling. In *Proceedings of the thirteenth international conference on artificial intelligence and statistics*, pp. 541–548. JMLR Workshop and Conference Proceedings, 2010.
- Natarovskii, V., Rudolf, D., and Sprungk, B. Geometric convergence of elliptical slice sampling. In *International Conference on Machine Learning*, pp. 7969–7978. PMLR, 2021.
- Prékopa, A. Logarithmic concave measures with applications to stochastic programming. *ACTA SCIENTIARUM MATHEMATICARUM*, 1971.
- Prekopa, A. On logarithmic concave measures and functions. *Acta Scientiarum Mathematicarum*, 34(1):335–343, 1973.
- Ramsay, J. O. Monotone regression splines in action. *Statistical science*, pp. 425–441, 1988.
- Rasmussen, C. E. and Williams, C. K. I. *Gaussian Processes for Machine Learning*. The MIT Press, 2006.
- Rigollet, P. and Hütter, J.-C. High-dimensional statistics. *arXiv preprint arXiv:2310.19244*, 2023.
- Riquelme, C., Tucker, G., and Snoek, J. Deep bayesian bandits showdown: An empirical comparison of bayesian deep networks for thompson sampling. In *International Conference on Learning Representations*, 2018. URL <https://openreview.net/forum?id=SyYe6k-CW>.
- Russo, D. and Van Roy, B. Learning to optimize via posterior sampling. *Mathematics of Operations Research*, 39(4):1221–1243, 2014.
- Silva, N., Werneck, H., Silva, T., Pereira, A. C., and Rocha, L. Multi-armed bandits in recommendation systems: A survey of the state-of-the-art and future directions. *Expert Systems with Applications*, 197:116669, 2022.
- Sivakumar, V., Wu, S., and Banerjee, A. Structured linear contextual bandits: A sharp and geometric smoothed analysis. In *International Conference on Machine Learning*, pp. 9026–9035. PMLR, 2020.
- Srinivas, N., Krause, A., Kakade, S. M., and Seeger, M. Gaussian process optimization in the bandit setting: No regret and experimental design. *arXiv preprint arXiv:0912.3995*, 2009.
- Taleb, N. N. and West, J. Working with convex responses: Antifragility from finance to oncology. *Entropy*, 25(2): 343, 2023.
- Titsias, M. K. Variational model selection for sparse gaussian process regression. *Report, University of Manchester, UK*, 2009.
- Vakili, S., Khezeli, K., and Picheny, V. On information gain and regret bounds in gaussian process bandits. In *International Conference on Artificial Intelligence and Statistics*, pp. 82–90. PMLR, 2021.
- Valko, M., Korda, N., Munos, R., Flaounas, I., and Cristianini, N. Finite-time analysis of kernelised contextual bandits. *arXiv preprint arXiv:1309.6869*, 2013.
- Van Parys, B. and Golrezaei, N. Optimal learning for structured bandits. *Management Science*, 70(6):3951–3998, 2024.
- Varian, H. R. The nonparametric approach to demand analysis. *Econometrica: Journal of the Econometric Society*, pp. 945–973, 1982.
- Wang, X. and Berger, J. O. Estimating shape constrained functions using gaussian processes. *SIAM/ASA Journal on Uncertainty Quantification*, 4(1):1–25, 2016.
- Wang, Z., Zhou, B., and Jegelka, S. Optimization as estimation with gaussian processes in bandit settings. *arXiv preprint arXiv:1510.06423*, 2015.

Wu, K. and Gardner, J. R. A fast, robust elliptical slice sampling method for truncated multivariate normal distributions. In *NeurIPS 2024 Workshop on Bayesian Decision-making and Uncertainty*, 2024.

Zhang, W., Zhou, D., Li, L., and Gu, Q. Neural thompson sampling. In *International Conference on Learning Representations*, 2021. URL <https://openreview.net/forum?id=tkAtoZkcUnm>.

Zhang, Z., Fang, J., Lin, J., Zhao, S., Xiao, F., and Wen, J. Improved upper bound on the complementary error function. *Electronics Letters*, 56(13):663–665, 2020.

Zhou, D., Li, L., and Gu, Q. Neural contextual bandits with ucb-based exploration. In *International Conference on Machine Learning*, pp. 11492–11502. PMLR, 2020.

## A. Proofs

### A.1. Proof of Lemma 1

*Proof.* We can write the posterior as

$$\begin{aligned} p(\boldsymbol{\beta}_t | \mathbf{y}_{t-1}, \boldsymbol{\beta}_t \leq \boldsymbol{\nu}) &= \frac{p(\mathbf{y}_{t-1} | \boldsymbol{\beta}_t) p(\boldsymbol{\beta}_t | \boldsymbol{\beta}_t \leq \boldsymbol{\nu})}{C_1} \\ &= \frac{p(\mathbf{y}_{t-1} | \boldsymbol{\beta}_t) p(\boldsymbol{\beta}_t) \mathbb{1}(\boldsymbol{\beta}_t \leq \boldsymbol{\nu})}{C_1 C_2} \\ &\propto p(\mathbf{y}_{t-1} | \boldsymbol{\beta}_t) p(\boldsymbol{\beta}_t) \mathbb{1}(\boldsymbol{\beta}_t \leq \boldsymbol{\nu}). \end{aligned}$$

Where  $C_1 = \int_{-\infty}^{\boldsymbol{\nu}} p(\mathbf{y}_{t-1} | \boldsymbol{\beta}_t) p(\boldsymbol{\beta}_t | \boldsymbol{\beta}_t \leq \boldsymbol{\nu}) d\boldsymbol{\beta}_t$  and  $C_2 = \int_{-\infty}^{\boldsymbol{\nu}} p(\boldsymbol{\beta}_t) d\boldsymbol{\beta}_t$ . Given our observational model  $p(\mathbf{y}_{t-1} | \boldsymbol{\beta}_t) p(\boldsymbol{\beta}_t)$  is proportional to Multivariate Normal distribution (Both likelihood and prior are Multivariate Densities), giving us that the posterior in question is a truncated Multivariate Normal.  $\square$

### A.2. Proof of Lemma 2

We first derive the moment generating function for linear transformations of upper truncated Multivariate Normal distributions. Without loss of generality we assume that  $\boldsymbol{\mu}_t = \mathbf{0}$ . Note that  $\boldsymbol{\beta}_t - \boldsymbol{\mu}_t \sim N_{\boldsymbol{\nu}-\boldsymbol{\mu}_t}(\mathbf{0}, \boldsymbol{\Sigma}_t)$ . So we study the generic upper truncated normal distribution  $\mathbf{w} \sim N_{\boldsymbol{\nu}}(\mathbf{0}, \boldsymbol{\Sigma})$ .

**Lemma 4.** Denote  $N_{\boldsymbol{\nu}}(\mathbf{0}, \boldsymbol{\Sigma})$  as a  $d$  dimensional Multivariate normal distribution with parameters  $(\mathbf{0}, \boldsymbol{\Sigma})$  truncated above at vector  $\boldsymbol{\nu}$ . Suppose  $\mathbf{w} \sim N_{\boldsymbol{\nu}}(\mathbf{0}, \boldsymbol{\Sigma})$ . Then for  $\mathbf{c} \in \mathbb{R}^d$

$$\mathbb{E} [\exp(\lambda \mathbf{c}^T \mathbf{w})] = \exp \left[ \frac{1}{2} \lambda^2 \mathbf{c}^T \boldsymbol{\Sigma} \mathbf{c} \right] \frac{\Phi_J(\boldsymbol{\nu} - \lambda \boldsymbol{\Sigma} \mathbf{c}, \boldsymbol{\Sigma})}{\Phi_J(\boldsymbol{\nu}; \boldsymbol{\Sigma})}.$$

Where  $\Phi_J(\boldsymbol{\nu}; \boldsymbol{\Sigma}) = P(\mathbf{w}_1 \leq \nu_1 \dots \mathbf{w}_J \leq \nu_J)$ .

*Proof.*

$$\begin{aligned} \mathbb{E} [\exp(\lambda \mathbf{c}^T \mathbf{w})] &= \Phi_J(\boldsymbol{\nu}; \boldsymbol{\Sigma})^{-1} \int_{-\infty}^{\boldsymbol{\nu}} \exp(\lambda \mathbf{c}^T \mathbf{w}) p(\mathbf{w}) d\mathbf{w} = \\ &= \Phi_J(\boldsymbol{\nu}; \boldsymbol{\Sigma})^{-1} (2\pi)^{-\frac{J}{2}} \boldsymbol{\Sigma}^{-\frac{1}{2}} \int_{-\infty}^{\boldsymbol{\nu}} \exp \left[ -\frac{1}{2} (\mathbf{w}^T \boldsymbol{\Sigma}^{-1} \mathbf{w} - 2\lambda \mathbf{c}^T \mathbf{w}) \right] d\mathbf{w} \\ &= \Phi_J(\boldsymbol{\nu}; \boldsymbol{\Sigma})^{-1} (2\pi)^{-\frac{J}{2}} \boldsymbol{\Sigma}^{-\frac{1}{2}} \exp \left[ \lambda^2 \mathbf{c}^T \boldsymbol{\Sigma} \mathbf{c} \right] \int_{-\infty}^{\boldsymbol{\nu}} \exp \left[ -\frac{1}{2} (\mathbf{w} - \lambda \boldsymbol{\Sigma} \mathbf{c})^T \boldsymbol{\Sigma}^{-1} (\mathbf{w} - \lambda \boldsymbol{\Sigma} \mathbf{c}) \right] d\mathbf{w} \\ &= \exp \left[ \frac{1}{2} \lambda^2 \mathbf{c}^T \boldsymbol{\Sigma} \mathbf{c} \right] \frac{\Phi_J(\boldsymbol{\nu} - \lambda \boldsymbol{\Sigma} \mathbf{c}, \boldsymbol{\Sigma})}{\Phi_J(\boldsymbol{\nu}; \boldsymbol{\Sigma})}. \end{aligned}$$

$\square$

Now we can prove Lemma 2 for generic  $\mathbf{w} \sim N_{\boldsymbol{\nu}}(\mathbf{0}, \boldsymbol{\Sigma})$ :

*Proof.* The log of the centered moment generating function for  $\mathbf{c}^T \mathbf{w}$  is

$$\log [\mathbb{E} (\exp(\lambda \mathbf{c}^T \mathbf{w} - \lambda \mu_{\boldsymbol{\nu}}))] = \frac{1}{2} \lambda^2 \mathbf{c}^T \boldsymbol{\Sigma} \mathbf{c} + \log \left[ \frac{\Phi_J(\boldsymbol{\nu} - \lambda \boldsymbol{\Sigma} \mathbf{c}, \boldsymbol{\Sigma})}{\Phi_J(\boldsymbol{\nu}; \boldsymbol{\Sigma})} \right] - \frac{\lambda}{\Phi_J(\boldsymbol{\nu}; \boldsymbol{\Sigma})} \int_{-\infty}^{\boldsymbol{\nu}} \mathbf{c}^T \mathbf{w} p(\mathbf{w}) d\mathbf{w}.$$

$\mathbf{c}^T \mathbf{w}$  is clearly Sub-gaussian if the following terms are non-positive

$$\log \left[ \frac{\Phi_J(\boldsymbol{\nu} - \lambda \boldsymbol{\Sigma} \mathbf{c}, \boldsymbol{\Sigma})}{\Phi_J(\boldsymbol{\nu}; \boldsymbol{\Sigma})} \right] - \frac{\lambda}{\Phi_J(\boldsymbol{\nu}; \boldsymbol{\Sigma})} \int_{-\infty}^{\boldsymbol{\nu}} \mathbf{c}^T \mathbf{w} p(\mathbf{w}) d\mathbf{w}. \quad (9)$$

First the term in 9 is exactly zero when  $\lambda = 0$ . Furthermore:

$$\frac{d \log [\Phi_J(\boldsymbol{\nu} - \lambda \boldsymbol{\Sigma} \mathbf{c}, \boldsymbol{\Sigma})]}{d\lambda} = \frac{1}{\Phi_J(\boldsymbol{\nu} - \lambda \boldsymbol{\Sigma} \mathbf{c}; \boldsymbol{\Sigma})} \int_{-\infty}^{\boldsymbol{\nu}} (\mathbf{c}^T \mathbf{w} - \mathbf{c}^T \lambda \boldsymbol{\Sigma}^{-1} \mathbf{c}) p(\mathbf{w}) d\mathbf{w},$$

So that the derivative of (9) is zero when  $\lambda = 0$ . If we prove that  $\Phi_J(\boldsymbol{\nu} - \lambda \boldsymbol{\Sigma} \mathbf{c})$  is log-concave then 0 is the unique maximum of (9). Recall that

$$\Phi_J(\boldsymbol{\nu} - \lambda \boldsymbol{\Sigma} \mathbf{c}) = \int_{-\infty}^{\boldsymbol{\nu}} \exp \left[ -\frac{1}{2} (\mathbf{w} - \lambda \boldsymbol{\Sigma} \mathbf{c})^T \boldsymbol{\Sigma}^{-1} (\mathbf{w} - \lambda \boldsymbol{\Sigma} \mathbf{c}) \right] d\mathbf{w}.$$

The Hessian of  $(\mathbf{w} - \lambda \boldsymbol{\Sigma} \mathbf{c})^T \boldsymbol{\Sigma}^{-1} (\mathbf{w} - \lambda \boldsymbol{\Sigma} \mathbf{c})$  with respect to  $\mathbf{w}, \lambda$  is

$$H = \begin{pmatrix} \boldsymbol{\Sigma}^{-1} & -\mathbf{c} \\ -\mathbf{c}^T & \mathbf{c}^T \boldsymbol{\Sigma} \mathbf{c} \end{pmatrix}$$

We can show this Hessian is positive definite by showing it is a valid covariance matrix. Consider  $\mathbf{v} \sim N(\mathbf{0}, \boldsymbol{\Sigma}^{-1})$ .  $H$  is the covariance matrix of the vector  $(\mathbf{v}, -\mathbf{c}^T \boldsymbol{\Sigma} \mathbf{v})^T$ . Therefore  $\exp \left[ -\frac{1}{2} (\mathbf{w} - \lambda \boldsymbol{\Sigma} \mathbf{c})^T \boldsymbol{\Sigma}^{-1} (\mathbf{w} - \lambda \boldsymbol{\Sigma} \mathbf{c}) \right]$  is log-concave. As truncation above by  $\boldsymbol{\nu}$  maintains a convex integration region, marginalizing out  $\mathbf{w}$  preserves log-concavity (Theorem 8 Prekopa (1973); Prékopa (1971)). Therefore (9) is non-positive and sub-gaussianity follows.  $\square$

### A.3. Proof of Lemma 3

*Proof.* Recall that the covariance function on the GP induced on our function  $f(a, \mathbf{x})$  takes form:

$$k_f((a, \mathbf{x}), (a', \mathbf{x}')) = \sum_{j=1}^J \phi_j(a) k_j(\mathbf{x}, \mathbf{x}') \phi_j(a').$$

This is an additive composition of product kernels. The product kernels are product of a Gaussian kernel defined on contexts with a linear kernel defined on actions. We can use the following identity from Krause & Ong (2011) to derive the maximum information gain  $\gamma_T$  for the composition of kernels  $k_S, k_Z$  defined on  $S, Z$  respectively:

$$\begin{aligned} \gamma(T, k_S \otimes k_Z, S \times Z) &\leq d\gamma(T, k_S, S) + d\log(T) \\ \gamma(T, k_S \oplus k_Z, S \times Z) &\leq \gamma(T, k_S, S) + \gamma(T, k_Z, Z) + 2\log(T) \end{aligned}$$

Where  $Z$  has at most dimension  $d$ . The identities hold with  $S, Z$  reversed. Srinivas et al. (2009) show that for the  $d$  dimensional Gaussian  $\gamma_T = \mathcal{O}(\log(T)^d)$  and the  $d$  dimensional Linear kernel is  $\gamma_T = \mathcal{O}(d \log(T))$ . Putting these results together gives us the Lemma and that for a Gaussian Kernel kernel on  $k_j$  we have that for  $k_f$ :

$$\gamma(T, k_f, \times \mathcal{A} \times \mathcal{X}) = \mathcal{O}(J \log(T)^{d+1})$$

Where  $\mathcal{X} \subset \mathcal{R}^d$ .  $\square$

### A.4. Proof of Proposition 1

#### A.4.1. (I) DISCRETE ACTION SPACES

We first prove two concentration lemmas that show that we can bound the deviation of the true function from the posterior mean via the variance of GP posterior mean that is not conditioned on concavity information.

**Lemma 5.** Let  $\mu_t^*(a, \mathbf{x}_t)$  be the posterior mean of the model conditioned on data and concavity information as defined in equation 8. Let  $\sigma_{\mathbf{c}_t}^2(a, \mathbf{x}_t)$  be variance of the posterior that is not conditioned on concavity information as defined in equation 7. Then

$$\Pr \left\{ |f(a, \mathbf{x}_t) - \mu_t^*(a, \mathbf{x}_t)| > \sigma_{\mathbf{c}_t}(a, \mathbf{x}_t) \alpha_t^{\frac{1}{2}} \right\} \leq 2 \exp \left( \frac{-\alpha_t}{2} \right).$$

*Proof.* Define  $\mathbf{c}_t(a) \in \mathbb{R}^{Jt}$  to be a vector where the last  $J$  elements of  $\mathbf{c}_t(a)$  are  $\phi(a)$  (defined in 4.1) and the rest are zero. Let  $M_{\mathbf{c}(a)^T \beta_t}(\lambda)$  be the centered Moment Generating Function of  $\mathbf{c}(a)^T \beta_t$ . By applying the two sided Chernoff inequality and the Subgaussian property of  $f(a, \mathbf{x}_t) = \mathbf{c}_t(a)^T \beta_t$

$$\begin{aligned} \Pr \left\{ |f(a, \mathbf{x}_t) - \mu_t^*(a, \mathbf{x}_t)| > \sigma_{\mathbf{c}_t}(a, \mathbf{x}_t) \alpha_t^{\frac{1}{2}} \right\} &= \Pr \left\{ |\mathbf{c}_t(a)^T (\beta_t - \mathbb{E} [\beta_t | \mathbf{y}_{t-1}, \cap_{t'=1}^{t-1} \mathcal{C}_t])| > \sigma_{\mathbf{c}_t}(a, \mathbf{x}_t) \alpha_t^{\frac{1}{2}} \right\} \\ &\leq 2 \exp \left[ \log (M_{\mathbf{c}(a)^T \beta_t}(\lambda)) - \lambda \sigma_{\mathbf{c}_t}(a, \mathbf{x}_t) \alpha_t^{\frac{1}{2}} \right] \\ &\leq 2 \exp \left[ \frac{1}{2} \lambda^2 \sigma_{\mathbf{c}_t}(a, \mathbf{x}_t)^2 - \lambda \sigma_{\mathbf{c}_t}(a, \mathbf{x}_t) \alpha_t^{\frac{1}{2}} \right] \\ &\leq 2 \exp \left( -\frac{1}{2} \alpha_t \right) \end{aligned}$$

The first inequality follows from the fact that  $\beta_t$  has a truncated multivariate normal distribution of form  $N_{\nu}(\boldsymbol{\mu}_t, \boldsymbol{\Sigma}_t)$  and we can write:

$$\beta_t - \mathbb{E} [\beta_t | \mathbf{y}_{t-1}, \cap_{t'=1}^T \mathcal{C}_t] = (\beta_t - \boldsymbol{\mu}_t) - (\mathbb{E} [\beta_t | \mathbf{y}_{t-1}, \cap_{t'=1}^{t-1} \mathcal{C}_t] - \boldsymbol{\mu}_t).$$

$\beta(\mathbf{x}) - \boldsymbol{\mu}_t$  is distributed  $N_{\nu - \boldsymbol{\mu}_t}(\mathbf{0}, \boldsymbol{\Sigma})$ . The second inequality is markov's inequality. We can then observe that the variance of the untruncated posterior for  $\mathbf{c}_t(a)^T \beta_t$  is simply  $\sigma_{\mathbf{c}_t}(a, \mathbf{x}_t)$  and the rest follows from the moment generating function derived from the Subgaussian property from lemma 2.  $\square$

**Lemma 6.** Pick  $\delta \in (0, 1)$ . Set  $\alpha_t = 2 \log(2|\mathcal{A}|t^2\pi^2/6\delta)$ . Then

$$\Pr \left\{ \forall t, \forall a \in \mathcal{A}, |f(a, \mathbf{x}_t) - \mu_t^*(a, \mathbf{x}_t)| \leq \sigma_{\mathbf{c}_t}(a, \mathbf{x}_t) \alpha_t^{\frac{1}{2}} \right\} \geq 1 - \delta.$$

*Proof.* We apply the Union bound over  $a$  in the bound obtained in Lemma 12 so that

$$\Pr \left\{ \forall a \in \mathcal{A}, |f(a, \mathbf{x}_t) - \mu_t^*(a, \mathbf{x}_t)| \leq \sigma_{\mathbf{c}_t}(a, \mathbf{x}_t) \alpha_t^{\frac{1}{2}} \right\} \geq 1 - 2|\mathcal{A}| \exp \left( -\frac{1}{2} \alpha_t \right)$$

Taking a Union bound with respect to  $t$ , choosing  $\alpha_t$  such that  $2|\mathcal{A}| \exp \left( -\frac{\alpha_t}{2} \right) = \frac{6\delta}{\pi^2 t^2}$ , then the statement holds.  $\square$

Once we obtain the concentration bounds for the truncated posterior  $\beta$  the proof of the discrete case follows directly follow from Krause & Ong (2011).

*Proof.* Our UCB probability bound in Lemma 6 satisfies the conditions of Theorem 5 and Lemma 4.1 in Krause & Ong (2011). Proof of the regret bound is identical conditional on our bound and the choice of  $\alpha_t$ .  $\square$

#### A.4.2. (II) CONTINUOUS ACTION SPACES

We first state the following lemma that adapts lemma 5.5 from (Srinivas et al., 2009) for our purposes:

**Lemma 7.** Pick  $\delta \in (0, 1)$  and  $\alpha_t = 2 \log(2\pi t/\delta)$  where  $\sum_{t \geq 1} \pi_t = 1, \pi_t > 0$  then

$$|f(a_t, \mathbf{x}_t) - \mu_t^*(a_t, \mathbf{x}_t)| \leq \sigma_{\mathbf{c}_t}(a_t, \mathbf{x}_t) \alpha_t^{\frac{1}{2}} \quad \forall t \geq 1,$$

holds with probability  $1 - \delta$ .

*Proof.* Fix  $t \geq 1$  and  $a \in \mathcal{A}$ ,  $\mathbf{x} \in \mathcal{X}$ . Lemma 12 already showed that conditioning on the action/contexts, rewards, and concavity observed before taking action time  $t$ :

$$\Pr \left\{ |f(a, \mathbf{x}_t) - \mu_t^*(a, \mathbf{x}_t)| > \sigma_{\mathbf{c}_t}(a, \mathbf{x}_t) \alpha_t^{\frac{1}{2}} \right\} \leq 2 \exp \left( \frac{-\alpha_t}{2} \right)$$

We have that  $2 \exp \left( -\frac{\alpha_t}{2} \right) = \frac{\delta}{\pi_t}$  so we can take the union bound for  $t \in \mathbb{N}$  to prove the statement.  $\square$

To prove regret bounds for the continuous case we will make use of an increasingly fine set of discretization  $\mathcal{A}_t \in [0, 1]$ . We state the following lemma regarding confident sets for  $a \in \mathcal{A}_t$

**Lemma 8.** Fix  $\delta \in (0, 1)$  and  $\alpha_t = 2 \log(2|A_t|\pi_t/\delta)$  where  $\sum_{t \geq 1} \pi_t^{-1} = 1, \pi_t > 0$  then

$$|f(a, \mathbf{x}_t) - \mu_t^*(a, \mathbf{x}_t)| \leq \sigma_{\mathbf{c}_t}(a, \mathbf{x}_t) \alpha_t^{\frac{1}{2}}, \forall a \in A_t, \forall t \geq 1$$

*Proof.* The proof is identical to that of lemma 6, with a slightly modified choice of  $\alpha_t = 2 \log(2\pi_t/\delta)$  and now we use  $|A_t|$ .  $\square$

We also state an abridged result from Ghosal & Roy (2006) that gives conditions for the assumptions on the partial derivatives of samples from  $f$ :

**Proposition 2 (Ghosal & Roy (2006)).** Suppose  $f(a, \mathbf{x})$  is a GP with a stationary covariance function that has 4 mixed partial derivatives. Then the sample paths of  $f(a, \mathbf{x})$  are differentiable almost surely and there exists constants  $\eta, \zeta$  such that

$$\Pr \left\{ \sup_{\mathbf{v} \in \mathcal{A} \times \mathcal{X}} |\partial f / \partial \mathbf{v}_j| > L \right\} \leq \eta \exp(-L/\zeta)^2$$

The additive components of the CSGP prior are formed of a product between a polynomial and kernel  $k_j(x, x')$ . Therefore the conditions of the proposition holds if  $k_j$  are Matern Kernels with  $\nu > 2$  or a Gaussian Kernel.

Our choice of discretizations  $A_t$  will closely follow the analysis in Srinivas et al. (2009); Krause & Ong (2011) where  $A_t \subset [0, 1]$  serves as a sequence of discretizations that we will use to obtain confidence bounds in continuous space. By the assumption on our covariance function (Gaussian or Matern with  $\nu \geq 2$  we have that:

$$\Pr \left\{ \forall a \in \mathcal{A}, \left| \frac{\partial f}{\partial a} \right| < L \right\} \geq 1 - \eta \exp \left( -\frac{L^2}{\zeta^2} \right),$$

which by lipshitz continuity implies that with probability greater than  $1 - \eta \exp \left( -\frac{L^2}{\zeta^2} \right)$ :

$$\forall a, a' \in \mathcal{A}, \forall \mathbf{x} \in \mathcal{X} |f(a, \mathbf{x}) - f(a', \mathbf{x})| \leq L \|a - a'\|_1. \quad (10)$$

As the contexts between the two actions are the same, the context space is irrelevant for constructing an appropriate discretization. Therefore we can pick a uniform discretization of  $\mathcal{A} \subset [0, 1]$  of size  $\tau_t$  so that for  $a \in \mathcal{A}$ :

$$\|a - [a]_t\|_1 \leq 1/\tau_t,$$

where  $[a]_t$  is the closest point in the time  $t$  discretization to the point  $a$ . Now we prove a bridging lemma that allows us to directly use results from (Krause & Ong, 2011) to prove our regret bounds:

**Lemma 9.** Fix  $\delta \in (0, 1)$  and pick  $\alpha_t = 2 \log(4\pi_t/\delta) + 2 \log(t^2 \zeta \sqrt{\log(2\eta/\delta)})$  where  $\sum_{t \geq 1} \pi_t^{-1} = 1, \pi_t \geq 0$ . Let  $\tau_t = t^2 \zeta \sqrt{\log(2(d+1)\eta/\delta)}$ . Let  $[a]_t$  denote the closest point in  $A_t$  to  $a$  Then

$$|f(a_t, \mathbf{x}_t) - \mu_t^*([a]_t, \mathbf{x}_t)| \leq \alpha_t^{\frac{1}{2}} \sigma_{\mathbf{c}_t}([a]_t, \mathbf{x}_t) + \frac{1}{t^2} \quad \forall t \geq 1,$$

holds with at least probability  $1 - \delta$

*Proof.* Picking  $L$  in equation 10 such that  $\eta \exp(-L^2/\gamma^2) = \delta/2$  we have that with at least probability  $1 - \delta/2$ :

$$\forall a, a' \in \mathcal{A} \quad |f(a, \mathbf{x}_t) - f(a', \mathbf{x}_t)| \leq \zeta \sqrt{\log(2\eta/\delta)} \|a - a'\|_1.$$

Therefore we have the following bound for the maximum distance between actions from their nearest point in the discretization

$$\forall a \in \mathcal{A}, \mathbf{x} \in \mathcal{X} \quad |f(a, \mathbf{x}) - f([a]_t, \mathbf{x})| \leq \zeta \sqrt{\log(2\eta/\delta)} / \tau_t.$$

Choose  $\tau_t = t^2 \zeta \sqrt{\log(2\eta/\delta)}$ . Then

$$\forall a \in \mathcal{A} \quad |f(a, \mathbf{x}_t) - f([a]_t, \mathbf{x}_t)| \leq \frac{1}{t^2}.$$

Now use  $\delta/2$  in lemma 8 to obtain bounds for  $f([a]_t, \mathbf{x}_t)$

$$|f([a]_t, \mathbf{x}_t) - \mu_t^*([a]_t, \mathbf{x}_t)| \leq \sigma_{\mathbf{c}_t}([a]_t, \mathbf{x}_t) \alpha_t^{\frac{1}{2}}, \quad \forall a \in \mathcal{A}, \forall t \geq 1.$$

with at least probability  $1 - \delta/2$ . Now applying the triangle inequality and the union bound we obtain the lemma.  $\square$

The rest of the proof results from plugging the above bound into Lemma 5.4 of (Krause & Ong, 2011) and choosing  $\pi_t = \pi^2 t^2 / 6$ .

## B. Thompson Sampling

The UCB algorithm only exploits the mean of the concavity conditioned posterior. The variance of the vanilla GP posterior may be conservatively large. To investigate this issue, we propose to use Thompson sampling where we sample function evaluations  $\{f^*(a_i, \mathbf{x}_t)\}_{i=1}^{|\mathcal{A}|}$  jointly from the posterior  $p(f(a, \mathbf{x}_t) | \mathbf{y}_{t-1}, \bigcap_{t'=1}^t \mathcal{C}_{t'})$ . This sampling can be efficiently done via Monte-Carlo methods such as an elliptical slice sampler (Murray et al., 2010; Wu & Gardner, 2024) that is known to have fast convergence (Natarovskii et al., 2021). Thompson sampling select as the time  $t$  action:

$$a_t = \operatorname{argmax}_{a \in \mathcal{A}} f^*(a, \mathbf{x}_t)$$

Bayesian regret is the expected regret incurred when averaged over our prior for  $f(\cdot, \cdot)$ . We use the regret analysis proposed by Russo & Van Roy (2014) which uses a regret decomposition of upper confidence bounds to derive Bayesian Regret. The upper confidence bounds are complete artifacts of regret analysis and are not used at all in the actual algorithm's implementation. The following proposition gives the Bayesian Regret of Thompson Sampling under our model:

**Proposition 3.** *Let the expected reward function  $f$  be a sample from a known CSGP prior defined in equations 4 and 5 with noise model  $N(0, \sigma^2)$ . Also suppose that at each time step  $t$  the bandit algorithm receives noisy reward  $y_t$  as well as concavity information that  $\beta_j(\mathbf{x}_{t'}) \leq 0$  for  $j = 1 \dots J - 2, t' \leq t$ . Then we have for each of the following wettings:*

- If  $\mathcal{A}$  is finite with  $\alpha_t = 2 \log((t^2 + 1)|\mathcal{A}|)$  then the Bayes regret of the CSGP-TS algorithm has the following bound

$$\mathbb{E}[R_T] \leq C_\sigma + 2\sqrt{T\gamma_T \log(1 + \sigma^{-2})\alpha_T}$$

- Suppose  $\mathcal{A} \subset [0, 1]$  is compact and convex and the CSGP kernel  $k_f(\cdot, \cdot)$  satisfies the following bound on the GP sample paths. For some constants  $\eta, \zeta$

$$\Pr\left\{ \sup_{\mathbf{v} \in \mathcal{A} \times \mathcal{X}} |\partial f / \partial \mathbf{v}_j| > L \right\} \leq \eta \exp\left\{ -(L/\zeta)^2 \right\}.$$

And we choose

$$\alpha_t = 2 \log[(t^2 + 1)] + 2 \log[t^2 \eta \zeta \sqrt{\pi}].$$

Then the Bayes Regret of the CSGP-TS algorithm has the following bound

$$\mathbb{E}[R_T] \leq C_\sigma + 2\sqrt{T\gamma_T \log(1 + \sigma^{-2})\alpha_T} + \frac{\pi^2}{6}$$

Where  $C_\sigma = \sum_{j=1}^J k_j((a, \mathbf{x}), (a, \mathbf{x}))$ .



$C_\sigma = \sum_{j=1}^J k_j((a, \mathbf{x}), (a, \mathbf{x}))$  is simply a bound on the prior variance is well defined when  $k_j(\cdot, \cdot)$  are stationary kernels.

The use of the elliptical slice sampler for posterior sampling introduces small approximation error that we do not account for in our analysis. We defer study of the error analysis of MCMC to further work. One could apply the methods of (Mazumdar et al., 2020) to derive bounds from a Langevin sampling Algorithm. However the ESS are custom designed for distributions related to the multivariate normal work very well in practice and theory (Murray et al., 2010; Natarovskii et al., 2021; Wu & Gardner, 2024).

### B.1. Proof of Proposition 3

#### B.1.1. DISCRETE ACTION SET CASE

To prove Bayesian Regret for our Thompson Sampling algorithm we use Proposition 1 from Russo & Van Roy (2014):

**Proposition 4** (Russo & Van Roy (2014)). *For any Upper Confidence Bound Sequence  $\{U_t | t \in \mathbb{N}\}$ :*

$$\mathbb{E}(R_T) = \mathbb{E} \sum_{t=1}^T [U_t(a_t, \mathbf{x}_t) - f(a_t, \mathbf{x}_t)] + \mathbb{E} \sum_{t=1}^T [f(a_t^*, \mathbf{x}_t) - U_t(a_t^*, \mathbf{x}_t)],$$

for  $t \in \mathbb{N}$ .  $a_t$  are chosen via Thompson sampling and  $a_t^* := \operatorname{argmax}_{a \in \mathcal{A}} f(a, \mathbf{x}_t)$

Therefore we can use the concentration results we derived for the proof of Proposition 1 to derive a sequence of Upper Confidence Bounds that give us a Bayes Regret bound. We prove that following lemma to bound the last term of the decomposition.

**Lemma 10.** *Let  $U_t(a, \mathbf{x}) = \mu_t^*(a, \mathbf{x}_t) + \alpha_t^{\frac{1}{2}} \sigma_{\mathbf{c}_t}(a, \mathbf{x}_t)$ . Choose  $\alpha_t = 2 \log((t^2 + 1)|\mathcal{A}| + e)$ . Then for  $\forall a \in \mathcal{A}$ :*

$$\mathbb{E} [\mathbb{1}(f(a, \mathbf{x}_t) - U_t(a, \mathbf{x}_t) \geq 0) (f(a, \mathbf{x}_t) - U_t(a, \mathbf{x}_t)) | H_t] \leq \frac{1}{c_{a,t}} \frac{C_\sigma}{(t^2 + 1)|\mathcal{A}|}.$$

*Proof.* Letting  $\nu_t = \alpha_t^{\frac{1}{2}} \sigma_{\mathbf{c}_t}(a, \mathbf{x}_t)$  and  $c_{a,t} = \Pr \{f(a, \mathbf{x}_t) - \mu_t^*(a, \mathbf{x}_t) \geq \nu_t\}$

$$\begin{aligned} \mathbb{E} [\mathbb{1}(f(a, \mathbf{x}_t) - U_t(a, \mathbf{x}_t) \geq 0) (f(a, \mathbf{x}_t) - U_t(a, \mathbf{x}_t)) | H_t] &\leq \mathbb{E} [(f(a, \mathbf{x}_t) - U_t(a, \mathbf{x}_t)) | H_t, f(a, \mathbf{x}_t) - U_t(a, \mathbf{x}_t) \geq 0] \\ &= \frac{1}{c_{a,t}} \int_{\nu_t} \Pr \{f(a, \mathbf{x}_t) - \mu_{t-1}(a, \mathbf{x}_t) \geq u\} du \\ &= \frac{\nu_t}{c_{a,t}} \int_1 \Pr \{f(a, \mathbf{x}_t) - \mu_{t-1}(a, \mathbf{x}_t) \geq \nu_t u\} du \\ &\leq \frac{\nu_t}{c_{a,t}} \int_1 \exp\left(-\frac{1}{2} \alpha_t u^2\right) du \\ &= \frac{\alpha_t^{\frac{1}{2}} \sigma_{t-1}(a, \mathbf{x}_t)}{c_{a,t}} \left(\frac{\pi}{2\alpha_t}\right)^{\frac{1}{2}} \operatorname{erfc}\left[\left(\frac{\alpha_t}{2}\right)^{\frac{1}{2}}\right] \\ &\leq \frac{\sigma_{t-1}(a, \mathbf{x}_t)}{\alpha_t^{\frac{1}{2}} c_{a,t}} \exp\left(-\frac{1}{2} \alpha_t\right) \\ &\leq \frac{1}{c_{t,1}} \sigma_{t-1}(a, \mathbf{x}_t) \frac{1}{(t^2 + 1)|\mathcal{A}| + e} \\ &\leq \frac{1}{c_{a,t}} \frac{C_\sigma}{(t^2 + 1)|\mathcal{A}|}. \end{aligned}$$

Where we define  $C_\sigma = \sum_{j=1}^J k_j((a, \mathbf{x}), (a, \mathbf{x}))$  as the bound on the prior variance. This is well defined for stationary kernels. The first inequality follows from the property that for positive random variables  $\mathbb{E}(x) = \int_0^\infty \Pr \{x > u\} du$ . The

second inequality follows from the fact the  $f(a, \mathbf{x}_t)$  is sub-gaussian with variance proxy  $\sigma_{\mathbf{c}_t}(a, \mathbf{x}_t)$ . The third inequality follows from the known bound for the erfc function:  $\text{erfc}(x) \leq \frac{1}{x\sqrt{\pi}} \exp(-x^2)$  Zhang et al. (2020). The fourth inequality follows from our choice of  $\alpha_t > 1, t \geq 1$ .  $\square$

Now we can prove proposition 3

*Proof.* First we apply the regret decomposition of Bayesian regret introduced by Russo & Van Roy (2014)

$$BR_T = \mathbb{E} \sum_{t=1}^T [U_t(a_t, \mathbf{x}) - f(a, \mathbf{x})] + \mathbb{E} \sum_{t=1}^T [f(a_t^*, \mathbf{x}_t) - U_t(a^*, \mathbf{x}_t)],$$

where  $a_t^*$  is the optimal action at time  $t$  with context  $\mathbf{x}_t$ . With our choice of  $\alpha_t$  satisfying the condition of lemma 10 we can bound the last term:

$$\begin{aligned} \mathbb{E} \sum_{t=1}^T [f(a_t^*, \mathbf{x}_t) - U_t(a_t^*, \mathbf{x}_t)] &\leq \sum_{t=1}^{\infty} \sum_{a \in \mathcal{A}} \mathbb{E} [\mathbb{E} [\mathbb{1}(f(a, \mathbf{x}_t) - U_t(a, \mathbf{x}_t) \geq 0)(f(a, \mathbf{x}_t) - U_t(a, \mathbf{x}_t)) | H_t]] \\ &\leq \sum_{t=1}^{\infty} \sum_{a \in \mathcal{A}} \mathbb{E} [\Pr \{f(a, \mathbf{x}_t) - \mu_{t-1}(a, \mathbf{x}_t) \geq \nu_t\} \mathbb{E} [(f(a, \mathbf{x}_t) - U_t(a, \mathbf{x}_t)) | H_t, f(a, \mathbf{x}_t) - U_t(a, \mathbf{x}_t) \geq 0]] \\ &\leq \sum_{t=1}^{\infty} \frac{C_\sigma}{t^2 + 1} \leq C_\sigma \end{aligned} \quad (11)$$

Next we bound the first term

$$\begin{aligned} \mathbb{E} \sum_{t=1}^T [U_t(a_t, \mathbf{x}_t) - f(a_t, \mathbf{x}_t)] &= \mathbb{E} \sum_{t=1}^T [U(a_t, \mathbf{x}_t) - \mu_{t-1}(a_t, \mathbf{x}_t)] = \mathbb{E} \sum_{t=1}^T \alpha_t^{\frac{1}{2}} \sigma_{t-1}(a_t, \mathbf{x}_t) \\ &\leq \mathbb{E} \left[ \sqrt{T\alpha_T} \sqrt{\sum_{t=1}^T \sigma_{\mathbf{c}_t}^2(a_t, \mathbf{x}_t)} \right]. \end{aligned} \quad (12)$$

The first equality follows from the tower property. The second quantity follows from the definition of the Upper confidence bound. The inequality follows from cauchy-schwarz. Following the details in Srinivas et al. (2009) we can show that

$$\begin{aligned} \sum_{t=1}^T \sigma_{t-1}^2(a_t) &\leq \frac{\sum_{t=1}^T \log(1 + \sigma^{-2} \sigma_{\mathbf{c}_t}^2(a_t, \mathbf{x}_t))}{\log(1 + \sigma^{-2})} \\ &= I(\mathbf{y}_t, \mathbf{f}_t) \log(1 + \sigma^{-2})^{-1} \\ &\leq \gamma_t \log(1 + \sigma^{-2})^{-1}. \end{aligned}$$

The first inequality is shown in lemma 5.5 from Srinivas et al. (2009). The first equality and last inequality follow from lemma 5.2 in Srinivas et al. (2009). Combining the results of the bounds gives us the bayesian regret.  $\square$

### B.1.2. CONTINUOUS CASE

We assume a kernel covariance function for  $k_j(\cdot, \cdot)$  that is 4-times differentiable so that there exist  $\eta, \zeta$  such that the bound on the derivatives of the GP sample paths from Proposition 2 hold. Following the approach from section A.4.2 we will define a set of uniform discretizations  $\mathcal{A}_t$  on  $[0, 1]$ . As before, define  $[a]_t$  as the point in  $\mathcal{A}_t$  closest to point  $a$ .

We present a modified version the regret decomposition from Russo & Van Roy (2014) for the continuous case:

**Lemma 11.** For any Upper Confidence Bound Sequence  $\{U_t | t \in \mathbb{N}\}$ :

$$\begin{aligned} \mathbb{E}(R_T) &= \mathbb{E} \sum_{t=1}^T [f(a_t^*, \mathbf{x}_t) - f([a_t^*]_t, \mathbf{x}_t)] + \mathbb{E} \sum_{t=1}^T [f([a_t]_t, \mathbf{x}_t) - f(a, \mathbf{x}_t)] \\ &\quad + \mathbb{E} \sum_{t=1}^T [f([a_t^*]_t, \mathbf{x}_t) - U_t([a_t^*]_t, \mathbf{x}_t)] + \mathbb{E} \sum_{t=1}^T [U_t([a_t]_t) - f([a_t]_t, \mathbf{x}_t)]. \end{aligned}$$

for  $t \in \mathbb{N}$ .  $a_t$  are chosen via Thompson sampling and  $a_t^* := \operatorname{argmax}_{a \in \mathcal{A}} f(a, \mathbf{x}_t)$

*Proof.*

$$\begin{aligned} \mathbb{E}[f(a_t^*, \mathbf{x}_t) - f(a_t, \mathbf{x}_t)] &= \mathbb{E}[f(a_t^*, \mathbf{x}_t) - f([a_t^*]_t, \mathbf{x}_t)] + \mathbb{E}[U_t([a_t^*]_t) - U_t([a_t]_t)] + \mathbb{E}[f([a_t^*]_t, \mathbf{x}_t) - U_t([a_t^*]_t, \mathbf{x}_t)] \\ &\quad + \mathbb{E}[U_t([a_t]_t) - f([a_t]_t, \mathbf{x}_t)] + \mathbb{E}[f([a_t]_t, \mathbf{x}_t) - f(a, \mathbf{x}_t)] \\ &= \mathbb{E}[f(a_t^*, \mathbf{x}_t) - f([a_t^*]_t, \mathbf{x}_t)] + \mathbb{E}[f([a_t^*]_t, \mathbf{x}_t) - U_t([a_t^*]_t, \mathbf{x}_t)] + \mathbb{E}[f([a_t]_t, \mathbf{x}_t) - f(a, \mathbf{x}_t)] \\ &\quad + \mathbb{E}[U_t([a_t]_t) - f([a_t]_t, \mathbf{x}_t)]. \end{aligned}$$

The first equality follows from adding and subtracting  $f([a_t^*]_t, \mathbf{x}_t)$ ,  $f([a_t]_t, \mathbf{x}_t)$ ,  $U_t([a_t]_t, \mathbf{x}_t)$ ,  $U_t([a_t^*]_t, \mathbf{x}_t)$ . The second equality follows from the fact that

$$\mathbb{E}[U_t([a_t^*]_t) - U_t([a_t]_t)] = \mathbb{E}[\mathbb{E}[U_t([a_t^*]_t) - U_t([a_t]_t) | H_t]] = 0.$$

The inner expectation is zero because under Thompson sampling the action  $a_t$  and the optimal action  $a_t^*$  have the same distribution conditional on the same observations. The result follows from summing over  $t$   $\square$

We will choose a discretization of size  $|\mathcal{A}_t| = t^2 \eta \zeta \sqrt{\pi}$ . Given this discretization and our assumptions [Kandasamy et al. \(2016\)](#) provide the following bound on the discretization:

**Lemma 12** ([Kandasamy et al. \(2016\)](#)). For all and  $t \in \mathbb{N}$  and  $a \in \mathcal{A}$ ,  $\mathbb{E}[|f(a, \mathbf{x}_t) - f([a]_t, \mathbf{x}_t)|] \leq \frac{1}{2t^2}$

Using these results we can prove the Bayesian regret bounds for the continuous case. Choose  $\alpha_t = 2 \log[(t^2 + 1)|\mathcal{A}_t|] + \log[t^2 \eta \zeta \sqrt{\pi}]$ . Applying Lemma 12 to the first two terms in Lemma 11 we have

$$\mathbb{E} \sum_{t=1}^T [f(a_t^*, \mathbf{x}_t) - f([a_t^*]_t, \mathbf{x}_t)] + \mathbb{E} \sum_{t=1}^T [f([a_t]_t, \mathbf{x}_t) - f(a, \mathbf{x}_t)] \leq \frac{\pi^2}{6}$$

The bound for the terms  $\mathbb{E} \sum_{t=1}^T [U_t([a_t]_t) - f([a_t]_t, \mathbf{x}_t)]$  follows exactly according to derivation starting with Equation 12. Similarly  $\mathbb{E} \sum_{t=1}^T [f([a_t^*]_t, \mathbf{x}_t) - U_t([a_t^*]_t, \mathbf{x}_t)]$  follow exactly from the derivation beginning in Equation 11 except with the new  $\alpha_t$  where  $|\mathcal{A}|$  is replaced with  $|\mathcal{A}_t|$  and we sum over  $a \in \mathcal{A}_t$ . The resulting bounds are identical given the choice of  $\alpha_t$ .

The result follows by combining the components to obtain the bound on Bayesian Regret

## C. Experimental Details

### C.1. Hyper-Parameter Selection

For all algorithms we set the noise parameter to the truth across all experiments. For the NN-UCB algorithm we follow ([Kassraie & Krause, 2022](#)) as set the learning rate for SGD at  $\eta = .01$ . Note that the use of the SGD optimizer is crucial for the theoretical properties of the algorithm. For NN Thompson ([Zhang et al., 2021](#)) we do a grid search on  $\nu \in \{1e-1, 1e-2, 1e-3, 1e-4, 1e-5\}$  and report the best performance. For both NN-UCB and NN-Thompson, we follow both papers and use a 1-Layer neural network. We set the number of nodes to the layer 512. For NN-Bootstrap as in ([Riquelme et al., 2018](#); [Zhou et al., 2020](#); [Zhang et al., 2021](#)), we use simultaneously train 5 neural networks with a probability of data point inclusion  $p = .8$ . We train all neural networks for 500 iterations. For CSGP-Thompson, use the elliptical slice sampler from [Wu & Gardner \(2024\)](#).