

Investigating and Improving Counter-Stereotypical Action Relation in Text-to-Image Diffusion Models

Sina Malakouti
University of Pittsburgh
sem238@pitt.edu

Adriana Kovashka
University of Pittsburgh
kovashka@cs.pitt.edu

Abstract

Text-to-image diffusion models consistently fail at generating counter-stereotypical action relationships (e.g., “mouse chasing cat”), defaulting to frequent stereotypes even when explicitly prompted otherwise. Through systematic investigation, we discover this limitation stems from distributional biases rather than inherent model constraints. Our key insight reveals that while models fail on rare compositions when their inversions are common, they can successfully generate similar intermediate compositions (e.g., “mouse chasing boy”). To test this hypothesis, we develop a Role-Bridging Decomposition framework that leverages these intermediates to gradually teach rare relationships without architectural modifications. We introduce ActionBench, a comprehensive benchmark specifically designed to evaluate action-based relationship generation across stereotypical and counter-stereotypical configurations. Our experiments validate that intermediate compositions indeed facilitate counter-stereotypical generation, with both automatic metrics and human evaluations showing significant improvements over existing approaches. This work not only identifies fundamental biases in current text-to-image systems but demonstrates a promising direction for addressing them through compositional reasoning.

1. Introduction

Text-to-image (T2I) diffusion models have demonstrated remarkable progress in generating high-quality photorealistic images from textual prompts, yet they continue to struggle with spatial understanding, complex scenes, and abstract concept generation [29]. While prior works have made significant progress in basic spatial understanding (e.g., left/right, above/below) and enabled compositional generation through methods such as attention manipulation [4, 5], layout conditioning [11, 16], re-captioning [27], and refinement-based [25] approaches, they fall short when modeling rare abstract concepts [20]. We also find state-

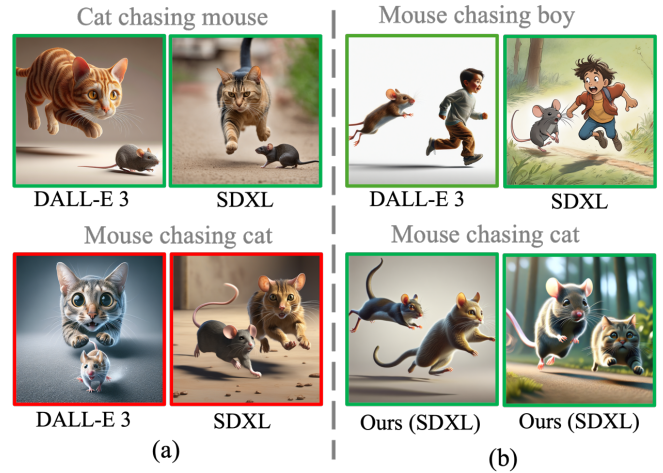


Figure 1. **Counter-stereotypical action generation.** (a) T2I models reliably generate frequent compositions (e.g., “cat chasing mouse”) but fail on rare cases (e.g., “mouse chasing cat”), defaulting to the frequent form. (b) Generating intermediate compositions (e.g., “mouse chasing boy”) helps models correctly depict rare compositions. Colors: **correct** / **incorrect** generation.

of-the-art methods struggle with dynamic action-based relations like *chasing*, *riding*, and *lifting* which require role-awareness, orientation consistency, and accurate demonstration of object dynamics and features such as facial expression and gaze.

Further, despite recent advances, state-of-the-art T2I models fail to generate counter-stereotypical action-based relationships, often defaulting to frequent, stereotypical compositions rather than faithfully following the provided prompt. This challenge is particularly limiting for creative content generation: designers and animators often rely on T2I models to produce unconventional or counter-stereotypical interactions, so they may request *a mouse chasing a cat* or *a horse riding an astronaut* for conceptual artwork. Some prior works attribute this limitation to the model’s constraints such as its language understanding and interpreting visual aspects such as spatial location [26].

Others attribute these failures to the absence of rare compositions (e.g., mouse chasing cat) or the lack of representations where less common entities take active roles (e.g., a mouse as the chaser) [3]. However, as illustrated in Fig. 1, we find the problem is not just the absence of rare compositions, but rather the presence of frequent ones. Two recent methods struggle with generating “mouse chasing cat” but have no trouble with “mouse chasing boy” which is equally rare.

To investigate this phenomenon, we introduce ActionBench, a comprehensive benchmark for evaluating action-based relation generation in T2I models. ActionBench features a diverse set of action relations with both stereotypical and counter-stereotypical compositions. The benchmark specifically evaluates whether the roles are proper in the generated relations, by focusing on spatial positioning, orientation, pose and facial expression. It also proposes a new way to examine models by contrasting scores when an evaluation prompt and its reverse are used. Using this benchmark, we quantify the extent to which current T2I models exhibit stereotypical biases. Our analysis confirms that T2I models consistently perform poorly on rare compositions (e.g. “mouse chasing cat”) when their reversed versions are common (i.e. “cat chasing mouse”), while they show better generalization in generating related compositions such as “mouse chasing boy” whose reversal is *not* as common.

Thus, we propose a novel approach that addresses the role-binding challenge in rare, counter-stereotypical compositions through a structured compositional learning framework. Our key insight is that while direct learning of rare compositions is challenging due to strong priors in the training distribution, it can be facilitated through carefully selected intermediate compositions that bridge the gap between frequent and rare patterns. We introduce a two-stage approach: (1) Role-Bridging Decomposition, which reformulates rare compositions into learnable intermediate steps while avoiding the counter-stereotypical trap, and (2) Fine-Tuning with Compositional Loss, which reinforces correct role binding through structured supervision. In particular, our method creates two types of intermediate compositions—active intermediates where the rare subject maintains its active role (e.g., “mouse chasing boy”), and passive intermediates where the rare object maintains its passive role (e.g., “boy chasing cat”). These intermediates serve as stepping stones that help the model gradually learn to overcome its biases. We create a smoother learning path toward rare compositions by leveraging large language models to select effective intermediates based on cross-category selection, frequency prioritization, physical plausibility, and diversity. Our approach significantly improves rare composition generation, outperforming existing methods for spatial understanding and compositional generation.

To summarize, our contributions are: (1) We investigate

action-based relation generation in T2I models, and show counter-stereotypical failures stem primarily from training distribution biases rather than fundamental model limitations. (2) We create a benchmark for evaluating action-based relationship generation. (3) We explore a novel compositional reasoning framework that decomposes rare relations into carefully selected intermediate steps, enabling models to learn generalizable role-binding principles.

2. Related Works

Text-to-Image Diffusion Models. T2I diffusion models have made remarkable progress in generating high-quality images from text prompts [1, 2, 7, 21, 23]. Stable Diffusion [23] revolutionized the field by operating diffusion in the more efficient latent (rather than input) space and using CLIP [22] to encode text prompts. Subsequent models improved image quality and image-text alignment via architectural modifications [7], using multiple text encoders [7, 21], or descriptive captions [1].

Compositional Image Generation. Text-to-image models often struggle with compositional generation, failing to bind objects, attributes, and relationships correctly [29]. Recently, many approaches have been developed to mitigate this problem. Attention-based methods [4, 5, 10] modify the text-image cross-attentions to control the generation of objects, some use scene-graph to guide generation [9, 24], and others focus on improving *spatial and relational correctness* [16, 17, 28, 28]. Several works utilize LLM to improve prompt quality by providing context and/or conditions for compositional generation [11, 14, 25, 25, 27]. For instance, SLD leverages an LLM to acquire feedback on the image’s compositional errors such as attributes with respect to the prompt and identify required modification (e.g., add, delete, or reposition objects) to edit the original image and generate the desired image [25]. RPG [27] is a re-captioning and planning method, which first identifies objects in the prompt and generates their corresponding subregion. Although these approaches improve *spatial or attribute-based composition*, they often require complex external modules such as LLM, SAM [15], and object detector [11, 25]. They do not explicitly resolve the inherent bias and they often fail to control more challenging aspects such as orientation and facial expression, limiting their usability to generate complex active relations. Unlike these works, this paper specifically examines how *role priors distort action-based generation* and aims to improve action-based relation *without using any complex methods or additional prior information*: we do not manipulate the architecture or attention, nor additional (possibly costly) information such as bounding boxes, scene graphs, and depth.

Rare Concept Generalization. A significant challenge for T2I models is generalizing to rare compositions that appear infrequently in training data. [20] improve rare con-

cept synthesis using “frequent concept” guidance during inference, but focus primarily on static attribute bindings rather than dynamic relationships. [26] propose RRNet for relation rectification using graph networks, yet it struggles with strongly biased action relationships. Another branch of work takes a more data-driven approach. [19] study compositional generalization for simple attributes (color, size, and shape) concluding that generalization occurs when target compositions are structurally similar to training instances. [3] analyze how data distribution skews affect generation through “completeness” and “balance” metrics, but they attribute failures to rarity alone, and do not specifically address the challenge of counter-stereotypical action relationships. Our work introduces a *novel observation*: T2I models can generate some rare compositions (e.g., “mouse chasing boy”) while consistently failing on others (e.g., “mouse chasing cat”) *when the inverse relationship is common in training data*.

3. Methodology

3.1. Background

Diffusion Process. Diffusion models [21, 23] transform a normal distribution into a data distribution via a series of denoising steps. Starting with a clean image x_0 and adding noise over time-steps $t \in [0, T]$ creates a noisy version:

$$x_t = \sqrt{\alpha_t}x_0 + \sqrt{1 - \alpha_t}\epsilon \quad (1)$$

where $\epsilon \sim \mathcal{N}(0, I)$ and α_t represents the noise schedule. For efficiency, this process typically operates in a latent space $z = \mathcal{E}(x)$ rather than pixel space.

Training. A neural network ϵ_θ is trained to predict the noise added at each step, conditioned on the noisy input z_t and a text prompt embedding p . The objective minimizes:

$$\mathcal{L}(\theta) = \mathbb{E}_{(x_0, p) \sim \mathcal{D}, \epsilon, t} [\|\epsilon - \epsilon_\theta(z_t, p, t)\|_2^2] \quad (2)$$

This allows the model to learn the complex mapping between text descriptions and corresponding images.

Inference. During generation, we sample random noise $z_T \sim \mathcal{N}(0, I)$ and denoise it using the learned model. To enhance text-image alignment, classifier-free guidance [12] combines conditional and unconditional predictions:

$$\tilde{\epsilon}_\theta(z_t, p, t) = (1 + w) \cdot \epsilon_\theta(z_t, p, t) - w \cdot \epsilon_\theta(z_t, \emptyset, t) \quad (3)$$

where w controls text conditioning strength.

3.2. Problem Definition

This paper investigates the ability of T2I models to generate action-based spatial relationships, specifically contrasting their ability to represent **stereotypical** (frequent) and

counter-stereotypical (rare) compositions. Let us define a composition as a triplet $x = (s, r, o)$ where s is the subject performing action r on object o and its corresponding prompt $p_x = \text{“A photo of one } \{s\} \{r\} \text{ one } \{o\} \text{”}$ (e.g. “A photo of one *mouse chasing* one *cat*.”) The goal is to generate an image I that correctly depicts this relationship. Critical to this task is **role binding**, ensuring that s (*mouse*) and o (*cat*) assume their intended roles with proper visual cues such as positioning, orientation, and interaction dynamics.

Our analysis reveals that T2I models exhibit a strong bias favoring frequent role assignments. For a relation r (e.g. chasing), we define a frequent composition as $x_{\text{freq}} = (s_{\text{freq}}, r, o_{\text{freq}})$, where s_{freq} commonly appears in the active role (e.g., *cat chasing mouse*). Conversely, a rare composition is its role-reversed counterpart, defined as $x_{\text{rare}} = (o_{\text{freq}}, r, s_{\text{freq}})$, such that $s_{\text{rare}} = o_{\text{freq}}$ and $o_{\text{rare}} = s_{\text{freq}}$ (e.g., *mouse chasing cat*). Since training distributions \mathcal{D} exhibit a strong prior for frequent compositions, the likelihood of generating x_{freq} is significantly higher than x_{rare} , i.e., $P(x_{\text{freq}} | \mathcal{D}) \gg P(x_{\text{rare}} | \mathcal{D})$. This bias leads models to default to frequent relations when prompted for rare ones.

To mitigate this bias, we propose a **generative compositional reasoning framework** that enables T2I models to learn rare compositions by leveraging structured intermediate steps, without extensive architectural modifications or additional conditional information (e.g., bounding boxes).

3.3. Decompositional Approach

We explore a simple approach to address the challenge of generating rare compositional concepts, that directly uses our observation of the negative impact of frequent compositions, and redirects the information they provide through decomposition. Our approach has two stages: (1) Role-Bridging Decomposition reformulates rare compositions into learnable intermediate steps, and (2) Fine-Tuning with Compositional Loss reinforces correct role binding through structured supervision. Fig. 2 shows an overview.

3.3.1. Role-Bridging Decomposition

Our key insight is that rare compositions (x_{rare} , e.g., “mouse chasing cat”) are difficult to generate due to strong distributional biases favoring their frequent counterparts (x_{freq} , e.g., “cat chasing mouse”). This challenge occurs because models struggle to bind entities to unusual roles when their reversed relationship dominates the training distribution. To overcome this role-binding limitation, we create intermediate bridging compositions that teach the model to independently associate entities with specific roles, creating a gradual learning path between frequent and rare patterns. Specifically, we design two types of intermediates:

$$\begin{aligned} x_{\text{active}} &= (s_{\text{rare}} = o_{\text{freq}}, r, o'_i) \\ x_{\text{passive}} &= (s'_j, r, o_{\text{rare}} = s_{\text{freq}}) \end{aligned} \quad (4)$$

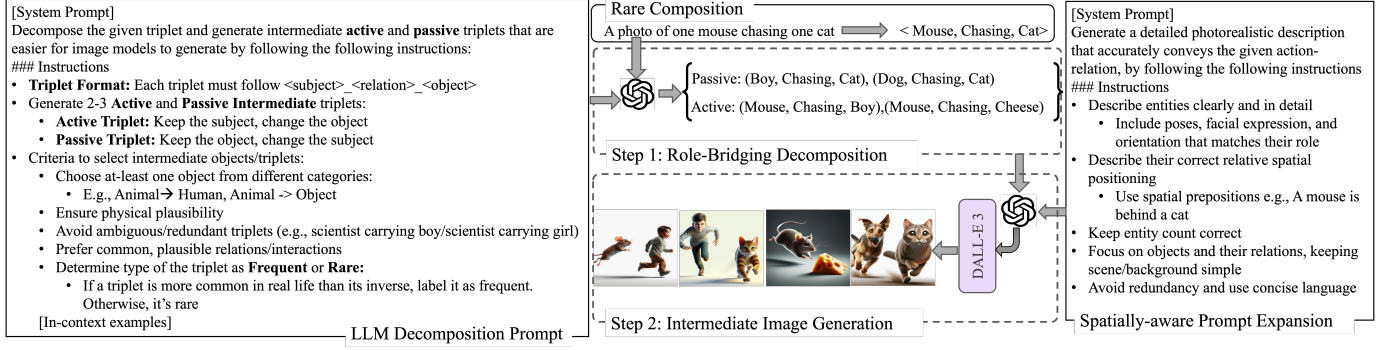


Figure 2. **Overview of Role-Bridging Decomposition.** Our method enhances rare composition generation by introducing structured intermediate steps: (1) Decomposition via LLM-generated active/passive triplets to enforce correct role binding, and (2) Intermediate Image Generation using spatially-aware prompts. These images are later used for LoRA fine-tuning to mitigate biases.

where o'_i and s'_j are new entities generated by an LLM. Active intermediates (e.g., “mouse chasing boy”) preserve the rare subject’s active role, while passive intermediates (e.g., “girl chasing cat”) preserve the rare object’s passive role.

Crucially, for intermediates to be effective, they must not suffer from the same stereotypical bias as the target rare compositions. For instance, “mouse chasing dog” would be ineffective as “dog chasing mouse” is common/frequent, recreating the same issue as “mouse chasing cat”. To address this, we leverage the prior knowledge of LLMs, which have been trained on vast text corpora reflecting real-world relationships. Specifically, we use in-context learning (see supp for full prompt and examples) to generate intermediate based on 4 criteria: (1) **Cross-category selection:** strategically selecting entities that break the specific biases associated with a given relation. This can mean using cross-category entities (e.g., “mouse chasing boy” instead of another animal) or even within-category entities when appropriate (e.g., for “horse riding astronaut”, using “bear riding astronaut” as bear-astronaut combinations lack the same bias patterns as horse-astronaut), (2) **Common composition:** selecting/generating naturally more frequent relationships (e.g., “mouse chasing cheese”, (3) **Physical plausibility,** ensuring realistic action and composition (e.g., “car lifting person” is not realistic and is hard to generate) (4) **Diversity:** using intermediates of various types to prevent overfitting. We ensure each intermediate avoids the counter-stereotypical trap by verifying $P_D(s_{\text{rare}}, r, o'_i) \gg P_D(o'_i, r, s_{\text{rare}})$, creating effective stepping stones toward rare compositions (similarly for the passive composition/intermediate).

Finally, we generate a set a set $\mathcal{D}_{\text{inter}} = \{(t_i, I_i)\}_{i=1}^N$ of text-image pairs using DALL-E 3, where t_i represents an intermediate prompt and I_i its corresponding image. We observe that generation quality improves with detailed, spatially-aware descriptions. Therefore, we use GPT-4o

to expand our basic prompt “A photo of one $\{subject\}$ $\{relation\}$ one $\{object\}$ ” into comprehensive descriptions (advanced prompts; see step 2 in Fig. 2). These high-quality intermediate text-image pairs then serve as training data for finetuning SDXL. We set $N = 20$.

3.3.2. Fine-Tuning with Compositional Loss

Given our generated text-image pairs $\mathcal{D}_{\text{inter}}$, we fine-tune SDXL to learn from these intermediate compositions. To prevent catastrophic forgetting and overfitting, we employ Low-Rank Adaptation (LoRA) [13]. Specifically, we optimize a compositional objective $\mathcal{L}_{\text{compos}}$:

$$\mathcal{L}_{\text{compos}} = \lambda \cdot \mathcal{L}_{\text{active}} + \mathcal{L}_{\text{passive}} \quad (5)$$

where $\mathcal{L}_{\text{active}}$ and $\mathcal{L}_{\text{passive}}$ follow Eq. 2 using the data in Eq. 4, and are applied to the active and passive intermediate compositions, respectively. The active loss guides the model in binding the rare subject (frequent object) to its active role, while the passive loss encourages proper representation of the frequent subject (rare object) in the passive role. The weight parameter λ balances the contribution of the active and passive intermediate compositions during training. Since generating the active relation is more difficult (e.g., mouse in a chasing position) we first start from a low value (e.g., 0.5) and gradually increase it using an exponential ramp-up function to encourage the model to focus more on the active relation (see Sec. 5 for λ ’s impact).

4. Benchmark & Experimental Setup

Dataset. We introduce **ActionBench**, a benchmark for evaluating T2I models’ ability to generate *counter-stereotypical action relationships*. ActionBench focuses on 10 common active relations with clear subject-object interactions: *chasing, riding, throwing, holding, following, feeding, pulling, lifting, carrying, and kissing*. These actions naturally develop stereotypical patterns. For each action relation r , we define two configurations: (1) *Frequent* (s_{freq} ,

r, o_{freq}) representing stereotypical interactions (e.g., *cat chasing mouse*), and (2) *Rare* (s_{rare}, r, o_{rare}) with reversed roles (e.g., *mouse chasing cat*), with $s_{rare} = o_{freq}$ and $o_{rare} = s_{freq}$. The goal is to evaluate how well T2I models can represent Rare compared to Frequent compositions.

ActionBench comprises two prompt types: (1) *basic prompt* following the template "A photo of one {subject} {relation} one {object}" and (2) *advanced prompt* with detailed spatial descriptions (see Sec. 3). For each composition, we include 1 basic prompt and 20 advanced prompts, totaling 42 prompts per relation and 420 overall. For each pretrained T2I model, we generate 40 images per relation (20 per basic prompt and 20 per advanced) without fixed seeds, yielding 800 images per model (40 images x 10 relations x 2 role orders). We evaluate our proposed method and compositional generation baselines using basic prompts only (reasons in ablation).

Baselines. We benchmark diverse set of baselines: (1) pre-trained T2I diffusion models: SDXL [21], DALL-E 3 [1], SD3 and SD3.5 [7], and AuraFlow2 [8], and (2) LLM guided/feedback compositional generative models: SLD [25] and RPG [27], (3) Rare concept generation: R2F [20], (4) optimized with human feedback: IterComp [30], and (5) (all using SDXL as base model, with SLD initialized from DALL-E 3 images), and (6) RRNet [26]. For RRNet we use Stable Diffusion 2.1 with $w=0.6$ per original setting, while other methods are based on SDXL. We choose SDXL as the backbone of our method for the fair comparison. To carefully evaluate the effectiveness of our intermediate fine-tuning approach, we include a Freq/Rare fine-tuning baseline which directly fine-tunes SDXL on both frequent and rare composition images generated by DALL-E 3. Additionally, we experiment with two lambda scheduling approaches: a fixed setting ($\lambda = 1$) and gradually increasing settings ($\lambda = 2/5$) that exponentially ramp up from 0.5

Automated Evaluation. We evaluate generated images using VQAScore [18] with 'clip-flant5-xxl' backbone, the current state-of-the-art compositional evaluation model. Our evaluation covers both overall prompt alignment (the original VQAScore) and introduces category-specific metrics for finer-grained analysis: *spatial configuration*, *orientation*, *facial expression* (e.g., *gaze*), and *pose*. Inspired by [6], we generate multiple binary questions per category using GPT-4o with in-context learning (e.g., "Is the mouse positioned in front of the cat? (yes/no)") where the expected answer is "yes"; details in supp. Each category score is the average VQAScore across its questions.

Delta. We quantify **stereotypical bias** as $\Delta = match - unmatched$, where *match* uses an evaluation prompt identical to the generation prompt (e.g., *cat chasing mouse* for "cat chasing mouse" image) and *unmatch* uses a reversed evaluation prompt (e.g., *mouse chasing cat* evaluation prompt). A negative Δ indicates bias towards the

reversed relationship, revealing stereotypical bias in the model. In practice, we observe all T2I methods result in negative Δ 's, but the less negative (closer to 0) the Δ , the less of a bias a method exhibits.

Human Evaluation. To complement automated metrics, we conduct human evaluations where six annotators per task compare top-3 VQAScore images from our method against six baselines. Annotators rate prompt alignment and relation quality in pairwise comparisons, and rank images from best to worst. Additionally, we collect ground-truth annotations for DALL-E 3 images, with annotators rating alignment to both frequent and rare prompts on a 1-5 scale (see supp). In both studies, we use Amazon Mechanical Turk with quality checks to ensure reliable annotations.

Implementation Details. We fine-tune models using LoRA (rank 32) for 1,000 steps on an L40S GPU with a $1e-4$ learning rate and bf16 precision. For each rare triplet, we generate 2–3 passive/active prompts using GPT-4o. We fix the seed 42 across ablations but use no fixed seed for ActionBench, ensuring model variability.

5. Results

In this section, we benchmark state-of-the-art T2I models on stereotypical relation-based generation using our ActionBench benchmark, and investigate whether intermediate compositions can enhance rare composition generation (e.g., "mouse chasing cat"). We first present results on pre-trained T2I models and existing compositional methods, highlighting strong stereotypical biases. We then evaluate the fine-tuning on intermediate composition (denoted as FT-Inter.) against state-of-the-art methods through both quantitative metrics and human evaluation.

Note that our goal is not to show a method that always outperforms others, but rather to elucidate the inability of recent methods to generate counter-stereotypical compositions. With regards to our proposed method, we use it to validate the observation that very frequent compositions negatively impact balanced generation, but can be counter-acted through a decompositional strategy.

5.1. Main Results

Stereotypical Bias in Pretrained T2I Models. Table 1 reveals strong stereotypical bias across all T2I models, consistently yielding negative Δ values in rare configurations. Here, Δ represents the difference between "match" (when evaluation aligns with the generation prompt) and "unmatch" (when evaluation is reversed of the generation prompt). Ideally, models should achieve positive Δ values regardless of configuration, indicating they generated what was promoted. However, negative Δ values for rare compositions indicate that models generate images that better match stereotypical interpretations (e.g., "cat chasing mouse") even when prompted with counter-stereotypical re-

Table 1. **Stereotypical bias in T2I models.** Pre-trained T2I models exhibit strong stereotypical bias achieving negative Δ across all models. *Matching* aligns evaluation with the generation prompt while *Unmatching* reverses it. $\Delta = \text{match} - \text{unmatch}$. All scores in %.

Category	T2I Model	Size (B)	Spatial			Orientation			Pose			Facial Expression			VQAScore		
			Match	Unmatch	Δ	Match	Unmatch	Δ	Match	Unmatch	Δ	Match	Unmatch	Δ	Match	Unmatch	Δ
Frequent	SDXL [21]	3.5	82.70	67.80	14.90	76.10	68.60	7.50	74.20	69.10	5.10	81.80	70.30	11.50	84.00	57.70	26.30
	SD3 [7]	2	80.20	65.10	15.10	74.10	68.90	5.20	71.50	64.20	7.30	78.40	68.20	10.20	82.60	53.30	29.30
	SD3.5 [7]	2.5	83.30	66.10	17.20	76.10	68.90	7.20	73.00	64.70	8.30	81.20	69.60	11.60	84.90	51.30	33.60
	AuraFlow2 [8]	6.8	87.20	69.10	18.10	78.50	71.30	7.20	76.90	69.10	7.80	83.20	70.40	12.80	84.40	60.80	23.60
	DALL-E 3 [1]	12	86.90	70.50	16.40	78.30	70.20	8.10	77.50	67.20	10.30	80.60	67.80	12.80	88.30	60.60	27.70
Rare	SDXL [21]	3.5	68.20	80.30	-12.10	68.60	74.30	-5.70	70.30	73.90	-3.60	71.70	80.00	-8.30	56.60	79.70	-23.10
	SD3 [7]	2	65.10	75.40	-10.30	66.40	70.30	-3.90	64.80	66.40	-1.60	68.50	75.30	-6.80	56.40	73.60	-17.20
	SD3.5 [7]	2.5	66.90	77.80	-10.90	68.30	72.60	-4.30	65.90	69.00	-3.10	72.70	79.10	-6.40	59.50	80.40	-20.90
	AuraFlow2 [8]	6.8	72.90	83.70	-10.80	71.80	77.60	-5.80	75.10	77.90	-2.80	76.60	83.60	-7.00	74.60	84.70	-10.10
	DALL-E 3 [1]	12	74.90	84.10	-9.20	71.30	75.60	-4.30	73.00	76.50	-3.50	73.60	78.10	-4.50	68.90	84.90	-16.00

Table 2. **Comparison with compositional generation methods.** Despite specialized approaches, all models exhibit persistent stereotypical bias (negative Δ). FT Inter. achieves comparable or better bias reduction across all categories. RRNet uses DALL-E 3 ground-truth; SLD edits DALL-E 3 with GPT-4o feedback. $\Delta = \text{match} - \text{unmatch}$. All scores in %. Ft Inter. ($\lambda = 1$) uses fixed weight, while Ft Inter. ($\lambda = 5$) gradually increases λ from 0.5 to 5.

Model	Spatial			Orientation			Pose			Facial Expression			VQAScore		
	Match	Unmatch	Δ	Match	Unmatch	Δ	Match	Unmatch	Δ	Match	Unmatch	Δ	Match	Unmatch	Δ
DALL-E 3 [1]	74.90	84.10	-9.20	71.30	75.60	-4.30	73.00	76.50	-3.50	73.60	78.10	-4.50	68.90	84.90	-16.00
SLD [25] (CVPR'24)	72.70	76.00	-3.30	67.60	69.90	-2.30	71.20	71.10	0.10	68.20	72.00	-3.80	61.10	72.80	-11.70
SDXL [21]	68.20	80.30	-12.10	68.60	74.30	-5.70	70.30	73.90	-3.60	71.70	80.00	-8.30	56.60	79.70	-23.10
IterComp [30] (ICLR'25)	66.80	80.30	-13.50	68.40	75.30	-6.90	68.50	72.50	-4.00	70.00	80.30	-10.30	59.20	81.40	-22.20
RRNet [26] (CVPR'24)	68.20	76.80	-8.60	67.50	71.20	-3.70	69.10	72.20	-3.10	71.00	74.70	-3.70	61.20	76.30	-15.10
R2F [20] (ICLR'25)	68.70	79.40	-10.70	68.00	73.40	-5.40	71.00	74.40	-3.40	71.90	79.30	-7.40	43.40	59.10	-15.70
RPG [27] (ICML'24)	65.40	74.30	-8.90	66.60	70.60	-4.00	63.70	66.70	-3.00	67.30	75.80	-8.50	56.60	73.30	-16.70
FT Inter. ($\lambda = 1$)	70.50	79.40	-8.90	68.70	72.60	-3.90	74.80	78.90	-4.10	69.20	75.10	-5.90	63.40	75.50	-12.10
FT Inter. ($\lambda = 5$)	68.50	75.50	-7.00	66.00	69.60	-3.60	73.30	76.50	-3.20	67.70	70.20	-2.50	57.90	65.80	-7.90

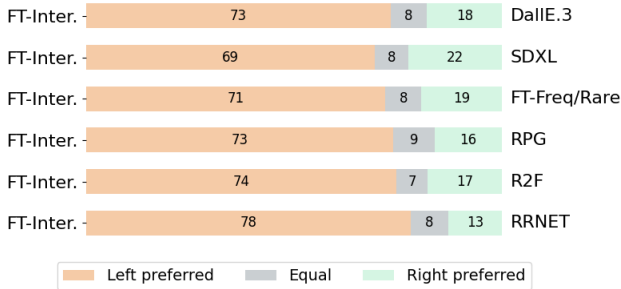


Figure 3. **Human Evaluation.** FT Inter. consistently outperforms baselines in head-to-head comparisons. Numbers in %.

lations (e.g. “mouse chasing cat”). Specifically, we observe strong bias on “spatial” category, indicating that objects are located in reversed location (e.g., cat is behind the mouse when prompted with “mouse chasing cat”).

When comparing frequent vs. rare compositions (top and bottom of table), the bias becomes even more apparent. Models excel with frequent compositions, achieving strong positive Δ (e.g. SDXL and DALL-E 3 achieve +26.30 and +27.70 on VQAScore, respectively), but dramatically underperform with rare ones (Δ_{rare} of -23.10 and -16.00). This performance disparity ($\Delta_{\text{freq} \rightarrow \text{rare}}$ of -49.4 and -43.7) confirms their bias toward stereotypical role assignments.

Compositional Generation Methods Fail to Mitigate

Stereotypical Bias. Table 2 demonstrates that while specialized compositional generation methods aim to improve rare concept combinations, they still exhibit significant stereotypical bias. Across all models, negative Δ values persist, indicating a systematic preference for stereotypical compositions. Recent methods like IterComp [30] and RPG [27] show minimal improvement over SDXL, with Δ values of -22.2% and -16.7% respectively. SLD [25] achieves improved results ($\Delta = -11.7\%$) but using expensive GPT-4o feedback to edit DALL-E-3 generations, optimizing for VQAScore. Our FT Inter approach reaches even better performance ($\Delta = -7.9\%$) with a simpler fine-tuning strategy. Our method outperforms most baselines on match score (especially with $\lambda = 1$, and except Facial Expression), demonstrating it generates higher-quality candidates while reducing stereotypical bias.

Passive/Active Intermediates Enable Better Generalization to Counter-Stereotypical Cases. In Table 2 we compare against the SDXL-based method for the fair comparison. We observe that Ft Inter. significantly improves SDXL’s bias by 15.2 points on VQAScore, even prior compositional generation work such as RPG and R2F, concurrent work on rare concept generation by 8.8 and 7.8 points on VQAScore. We observe that RPG shows comparable Δ on Spatial category (FT Inter. is 1.9 point better), while it is heavily underperformed on non-spatial categories such as facial expression (FT Inter outperforms RPG by 6 points).



Figure 4. **Qualitative comparison of FT Inter.** Baselines often default to frequent compositions, whereas FT Inter. significantly improves counter-stereotypical generation.

We also observe IterComp achieving high bias in all categories (e.g., Δ of -13.50, -10.30, and -22.20 on Spatial, Facial Expression, and VQAScore, respectively). This confirms the high bias in state-of-the-art T2I models as IterComp has been trained with iterative feedback from an ensemble of strong T2I models such as FLUX [2], SD3 [7], and RPG [27] to improve SDXL’s compositionality.

Human Evaluation Results. We conducted a comprehensive human evaluation study comparing images generated by our FT Inter. method against various baselines. As shown in Fig. 3, annotators strongly preferred our method’s outputs across all comparisons. FT Inter. was chosen over DALL-E 3 in 73% of cases (vs 18% for DALL-E 3), and over SDXL in 69% of cases (vs 22% for SDXL). Our method also substantially outperformed specialized compositional approaches, being preferred over RPG in 73% of cases, R2F in 74%, and RRNET in 78%. These results confirm that the improvements measured by automated metrics translate to real perceptual quality differences, with humans consistently judging our intermediate composition approach to produce more accurate and natural visualizations of rare action-role pairings. Fig. 4 shows some examples.

Model	Fine-tuning strategy	VQAScore		
		Match.	Unmatch.	Δ
SDXL	-	56.50	79.70	-23.00
SDXL	Freq/Rare	70.10	85.10	-14.70
SDXL	Intermediate ($\lambda = 1$)	63.40	75.50	-12.00
SDXL	Intermediate ($\lambda = 2$)	59.40	68.10	-8.70
SDXL	Intermediate ($\lambda = 5$)	57.90	65.80	-7.90

Table 3. **Active Weight Ablation.** Fine-tuning with intermediate compositions reduces stereotypical bias, with higher active weight λ further improving role alignment; $\lambda = 1$ is fixed, others increase gradually starting from 0.5. All numbers are in %.

5.2. Ablation

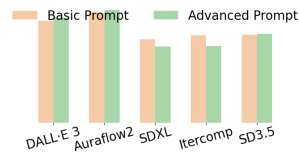


Figure 6. **Advanced prompt ablation.** Spatially-aware prompts improve strong models, but hurt others.

Model	VQAScore (Match)		
	Orig.	Top-5	Top-3
SDXL	84.00	92.60	93.40
Freq/Rare	84.90	95.40	95.90
FT Inter. ($\lambda = 1$)	77.00	89.30	91.10
FT Inter. ($\lambda = 2$)	78.40	91.60	92.30
FT Inter. ($\lambda = 5$)	79.90	92.90	94.00

Table 4. **Freq. Composition.** Intermediate fine-tuning doesn’t hurt freq. performance significantly (Top-5, Top-3).

Intermediate Compositions vs. Freq/Rare Fine-tuning. As shown in Tab. 3 and Fig. 5, fine-tuning with our active/passive intermediate compositions outperforms direct fine-tuning on frequent and rare examples (Freq/Rare). While Freq/Rare training improves over the base SDXL by (e.g., +8.3 on Δ) leveraging high-quality DALL-E 3 images, it still struggles with role accuracy. This is because DALL-E 3’s rare examples often depict reversed relationships despite correctly rendering object details. In contrast, our intermediate approach reduces bias more effectively, with higher weight values ($\lambda = 5$) achieving the lowest bias ($\Delta = -7.90\%$). Visual examples in Fig. 5 confirm that “intermediates” can significantly improve role binding while maintaining image quality.

Active Intermediates Weight. Tab. 3 shows that increasing active intermediates’ weight (λ) progressively reduces stereotypical bias, with Δ improving by 4.1 points on overall VQAScore (when λ increases from 1 to 5). Active intermediates help the model bind the active role to rare subjects more effectively, a particularly challenging task since it requires overcoming strong prior associations. As seen in Fig. 5, higher weights enable subjects like mice to properly demonstrate chasing behavior rather than being chased, with clearer directional intent and appropriate positioning. This shows the effectiveness of leveraging active/passive intermediates for mitigating stereotypical bias and demonstrating rare compositions.

Generalization on Frequent Composition. In Tab. 4,




Figure 5. **Qualitative ablation.** FT Inter. mitigates stereotypical biases in T2I models, whereas FT Freq/Rare overfits to dataset biases. Higher active weight λ improves subject-role binding. * weight is gradually increased.

we observed that the matching performance despite fine-tuning on intermediates enforcing opposite order doesn’t cause a significant drop, achieving comparable performance in terms of VQAScore-top-5/top-3. On the other hand, Freq/Rare’s high “Matching” along with the visualization (in supp) suggests overfitting on frequent composition. A small drop when training with intermediates is expected since the original pre-trained model was significantly biased towards generation of the frequent compositions. We conjecture that this drop can be controlled by including more diverse intermediates and carefully incorporating the frequent prompt (s_{freq}, r, o_{freq}) during the training. However, this work mainly pioneers investigation of counter-stereotypical bias in active relations and whether intermediate compositions can improve generalization. Our findings demonstrate a promising direction for addressing stereotypical biases in T2I models which can inspire better training strategies for pre-trained T2I models in the future.

Limitations of Prompt Engineering for Rare Compositions. In Fig. 6, we explore using GPT-4o to create advanced prompts with detailed spatial positions and facial expressions. While these enhanced prompts slightly improve performance in stronger models like DALLÉ-3, they actually worsen results for SDXL and IterComp, likely due to their weaker language understanding capabilities. More importantly, even for advanced models, the improvements remain minimal, demonstrating that prompt engineering alone cannot effectively overcome the deep-seated stereotypical biases in T2I systems. This finding reinforces the

need for more structural approaches like our intermediate composition method.

6. Conclusion

This paper identifies and addresses a significant limitation in text-to-image models: their inability to generate counter-stereotypical action relationships. We demonstrate that current models default to stereotypical compositions (e.g., “cat chasing mouse”) even when explicitly prompted for rare relationships (e.g., “mouse chasing cat”). Our key insight is that this failure stems from distributional biases rather than fundamental model limitations.

To overcome this challenge, we introduce a compositional reasoning framework with role-bridging decomposition and fine-tuning with compositional loss. By leveraging carefully selected intermediate compositions, our approach enables models to learn proper role binding without extensive architectural modifications. Our comprehensive evaluations on the new ActionBench demonstrate significant improvements in generating counter-stereotypical relations while maintaining image quality. This work opens promising directions for addressing stereotypical biases in text-to-image systems, potentially leading to more creative and inclusive visual content generation.

References

- [1] James Betker, Gabriel Goh, Li Jing, Tim Brooks, Jianfeng Wang, Linjie Li, Long Ouyang, Juntang Zhuang, Joyce Lee, Yufei Guo, et al. Improving image generation with

- better captions. *Computer Science*. <https://cdn.openai.com/papers/dall-e-3.pdf>, 2(3):8, 2023. 2, 5, 6
- [2] BlackForestLabs. Flux: A powerful tool for text generation. <https://blackforestlabs.ai/>, 2024. 2, 7
 - [3] Yingshan Chang, Yasi Zhang, Zhiyuan Fang, Ying Nian Wu, Yonatan Bisk, and Feng Gao. Skews in the phenomenon space hinder generalization in text-to-image generation. In *European Conference on Computer Vision*, pages 422–439. Springer, 2024. 2, 3
 - [4] Hila Chefer, Yuval Alaluf, Yael Vinker, Lior Wolf, and Daniel Cohen-Or. Attend-and-excite: Attention-based semantic guidance for text-to-image diffusion models. *ACM Trans. Graph.*, 42(4), 2023. 1, 2
 - [5] Minghao Chen, Iro Laina, and Andrea Vedaldi. Training-free layout control with cross-attention guidance. In *Proceedings of the IEEE/CVF winter conference on applications of computer vision*, pages 5343–5353, 2024. 1, 2
 - [6] Jaemin Cho, Yushi Hu, Jason Michael Baldridge, Roopal Garg, Peter Anderson, Ranjay Krishna, Mohit Bansal, Jordi Pont-Tuset, and Su Wang. Davidsonian scene graph: Improving reliability in fine-grained evaluation for text-to-image generation. In *The Twelfth International Conference on Learning Representations*, 2024. 5
 - [7] Patrick Esser, Sumith Kulal, Andreas Blattmann, Rahim Entezari, Jonas Müller, Harry Saini, Yam Levi, Dominik Lorenz, Axel Sauer, Frederic Boesel, et al. Scaling rectified flow transformers for high-resolution image synthesis. In *Forty-first international conference on machine learning*, 2024. 2, 5, 6, 7
 - [8] Fal. Introducing auraflow v0.1, an open exploration of large rectified flow models. <https://blog.fal.ai/auraflow/>, 2024. 5, 6
 - [9] Azade Farshad, Yousef Yeganeh, Yu Chi, Chengzhi Shen, Björn Ommer, and Nassir Navab. Scenegenie: Scene graph guided diffusion models for image synthesis. In *Proceedings of the IEEE/CVF International Conference on Computer Vision*, pages 88–98, 2023. 2
 - [10] Weixi Feng, Xuehai He, Tsu-Jui Fu, Varun Jampani, Arjun Akula, Pradyumna Narayana, Sugato Basu, Xin Eric Wang, and William Yang Wang. Training-free structured diffusion guidance for compositional text-to-image synthesis. *arXiv preprint arXiv:2212.05032*, 2022. 2
 - [11] Weixi Feng, Wanrong Zhu, Tsu-Jui Fu, Varun Jampani, Arjun Akula, Xuehai He, S Basu, Xin Eric Wang, and William Yang Wang. Layoutgpt: Compositional visual planning and generation with large language models. In *Advances in Neural Information Processing Systems*, pages 18225–18250. Curran Associates, Inc., 2023. 1, 2
 - [12] Jonathan Ho and Tim Salimans. Classifier-free diffusion guidance. In *NeurIPS 2021 Workshop on Deep Generative Models and Downstream Applications*. 3
 - [13] Edward J Hu, Yelong Shen, Phillip Wallis, Zeyuan Allen-Zhu, Yuanzhi Li, Shean Wang, Lu Wang, Weizhu Chen, et al. Lora: Low-rank adaptation of large language models. *ICLR*, 1(2):3, 2022. 4
 - [14] Xiwei Hu, Rui Wang, Yixiao Fang, Bin Fu, Pei Cheng, and Gang Yu. Ella: Equip diffusion models with llm for enhanced semantic alignment. *arXiv preprint arXiv:2403.05135*, 2024. 2
 - [15] Alexander Kirillov, Eric Mintun, Nikhila Ravi, Hanzi Mao, Chloe Rolland, Laura Gustafson, Tete Xiao, Spencer Whitehead, Alexander C Berg, Wan-Yen Lo, et al. Segment anything. In *Proceedings of the IEEE/CVF international conference on computer vision*, pages 4015–4026, 2023. 2
 - [16] Yuheng Li, Haotian Liu, Qingyang Wu, Fangzhou Mu, Jianwei Yang, Jianfeng Gao, Chunyuan Li, and Yong Jae Lee. Gligen: Open-set grounded text-to-image generation. In *Proceedings of the IEEE/CVF conference on computer vision and pattern recognition*, pages 22511–22521, 2023. 1, 2
 - [17] Long Lian, Boyi Li, Adam Yala, and Trevor Darrell. LLM-grounded diffusion: Enhancing prompt understanding of text-to-image diffusion models with large language models. *Transactions on Machine Learning Research*, 2024. Featured Certification. 2
 - [18] Zhiqiu Lin, Deepak Pathak, Baiqi Li, Jiayao Li, Xide Xia, Graham Neubig, Pengchuan Zhang, and Deva Ramanan. Evaluating text-to-visual generation with image-to-text generation. In *European Conference on Computer Vision*, pages 366–384. Springer, 2024. 5
 - [19] Maya Okawa, Ekdeep Singh Lubana, Robert P. Dick, and Hidenori Tanaka. Compositional abilities emerge multiplicatively: Exploring diffusion models on a synthetic task. In *Thirty-seventh Conference on Neural Information Processing Systems*, 2023. 3
 - [20] Dongmin Park, Sebin Kim, Taehong Moon, Minkyu Kim, Kangwook Lee, and Jaewoong Cho. Rare-to-frequent: Unlocking compositional generation power of diffusion models on rare concepts with LLM guidance. In *The Thirteenth International Conference on Learning Representations*, 2025. 1, 2, 5, 6
 - [21] Dustin Podell, Zion English, Kyle Lacey, Andreas Blattmann, Tim Dockhorn, Jonas Müller, Joe Penna, and Robin Rombach. Sdxl: Improving latent diffusion models for high-resolution image synthesis. *arXiv preprint arXiv:2307.01952*, 2023. 2, 3, 5, 6
 - [22] Alec Radford, Jong Wook Kim, Chris Hallacy, Aditya Ramesh, Gabriel Goh, Sandhini Agarwal, Girish Sastry, Amanda Askell, Pamela Mishkin, Jack Clark, et al. Learning transferable visual models from natural language supervision. In *International conference on machine learning*, pages 8748–8763. PmLR, 2021. 2
 - [23] Robin Rombach, Andreas Blattmann, Dominik Lorenz, Patrick Esser, and Björn Ommer. High-resolution image synthesis with latent diffusion models. In *Proceedings of the IEEE/CVF conference on computer vision and pattern recognition*, pages 10684–10695, 2022. 2, 3
 - [24] Guibao Shen, Luozhou Wang, Jiantao Lin, Wenhang Ge, Chaozhe Zhang, Xin Tao, Yuan Zhang, Pengfei Wan, Zhongyuan Wang, Guangyong Chen, et al. Sg-adapter: Enhancing text-to-image generation with scene graph guidance. *arXiv preprint arXiv:2405.15321*, 2024. 2
 - [25] Tsung-Han Wu, Long Lian, Joseph E Gonzalez, Boyi Li, and Trevor Darrell. Self-correcting llm-controlled diffusion models. In *Proceedings of the IEEE/CVF Conference*

- on *Computer Vision and Pattern Recognition*, pages 6327–6336, 2024. [1](#), [2](#), [5](#), [6](#)
- [26] Yinwei Wu, Xingyi Yang, and Xinchao Wang. Relation rectification in diffusion model. In *Proceedings of the IEEE/CVF Conference on Computer Vision and Pattern Recognition*, pages 7685–7694, 2024. [1](#), [3](#), [5](#), [6](#)
- [27] Ling Yang, Zhaochen Yu, Chenlin Meng, Minkai Xu, Stefano Ermon, and CUI Bin. Mastering text-to-image diffusion: Recaptioning, planning, and generating with multimodal llms. In *Forty-first International Conference on Machine Learning*, 2024. [1](#), [2](#), [5](#), [6](#), [7](#)
- [28] Zhengyuan Yang, Jianfeng Wang, Zhe Gan, Linjie Li, Kevin Lin, Chenfei Wu, Nan Duan, Zicheng Liu, Ce Liu, Michael Zeng, et al. Reco: Region-controlled text-to-image generation. In *Proceedings of the IEEE/CVF Conference on Computer Vision and Pattern Recognition*, pages 14246–14255, 2023. [2](#)
- [29] Yu Zeng, Zhe Lin, Jianming Zhang, Qing Liu, John Collosse, Jason Kuen, and Vishal M Patel. Scenecomposer: Any-level semantic image synthesis. In *Proceedings of the IEEE/CVF conference on computer vision and pattern recognition*, pages 22468–22478, 2023. [1](#), [2](#)
- [30] Xinchao Zhang, Ling Yang, Guohao Li, Yaqi Cai, Jiaye Xie, Yong Tang, Yujie Yang, Mengdi Wang, and Bin Cui. Itercomp: Iterative composition-aware feedback learning from model gallery for text-to-image generation. *arXiv preprint arXiv:2410.07171*, 2024. [5](#), [6](#)

7. Supplement

7.1. ActionBench

We introduce ActionBench to study and evaluate current Text-to-Image models on generating action-based relations, specifically dealing with counter-stereotypical compositions (e.g., “mouse chasing cat”). For each active relation create two configurations: (1) Frequent (stereotypical) cases such as “astronaut riding horse” and (2) Rare (Counter-stereotypical) compositions. Particularly, we are interested in counter-stereotypical compositions that are reverse of the stereotypical/frequent compositions. Formally, for relation r , if we define a frequent compositions $x_{freq} = (s_{freq}, r, o_{freq})$ as frequent stereotypical compositions, its corresponding rare case is $x_{rare} = (s_{rare} = o_{freq}, r, o_{rare} = s_{freq})$. As summarized in Table 5, ActionBench includes 10 action-based relations: *Chasing, Riding, Carrying, Lifting, Throwing, Pulling, Feeding, Following, Holding, and Kissing*. Our analysis on ActionBench reveals that state-of-the-art diffusion models have a strong counter-stereotypical bias causing them to generate the frequent compositions even when explicitly prompted to generate the rare compositions.

8. Results

8.1. Quantitative results

Frequent results. Table 6 demonstrates the full VQAScore and per category on Frequent Compositions, we observe that while Frequent performance drops, it’s not significant, especially on VQAScore(top-5/top-4; see main paper). Furthermore, Fig. 7 shows that FT. Intern can generate relatively accurate relations/images across both frequent and rare compositions, while FT. Freq/Rare has heavily overfitted on the freq compositions, generating very similar images as well as defaulting to the frequent compositions for rare compositions.

8.2. Human evaluation details

We perform two human evaluation studies. (1) We ask 3 annotators to evaluate 5 examples per each relation generated by DALL-E3 based on the advanced prompt. Specifically we provide annotators an image of a frequent and an image of rare composition in a random order and require them to evaluate each image based on “matching” and “unmatching” prompts by providing a score from 1 to 5, and then directly choosing which image better aligns with the frequent and rare prompt. Finally, we ask annotators to specify the errors causing them to assign a score less than 5. We compute Pearson’s R alignment between Δ_{human} and $\Delta_{vqascore}$, showing a correlation of 0.491. (2) Finally we compare FT Inter. with 6 baselines DALL-E, SDXL, RPG, RRNET, R2F, and FT Rare/Freq. We select the top 3 images

based on VQAScore of each model and compare models in head-to-head and ranking. We collect scores for each pair from 6 annotators. An illustration of each study has been attached to this supplement.

8.3. Prompts templates & in-context examples

We include prompt templates used for intermediate generation in Table 7, spatially-aware prompt expansion (aka advanced prompt) in Table 8, and Q/A generation in Table 9. Moreover, Table 10 showcases representative in-context examples for binary yes/no question generation while Table 11 demonstrates some in-context examples for active/passive intermediate decomposition.

Relation	Frequent Case	Rare Case	Active Intermediate	Passive Intermediate
Chasing	(cat, chasing, mouse)	(mouse, chasing, cat)	(mouse, chasing, boy), (mouse, chasing, cheese)	(dog, chasing, cat), (boy, chasing, cat)
Riding	(astronaut, riding, horse)	(horse, riding, astronaut)	(horse, riding, bear), (horse, riding, dog)	(bear, riding, astronaut), (dog, riding, astronaut)
Throwing	(boy, throwing, puppy)	(puppy, throwing, boy)	(puppy, throwing, stick), (puppy, throwing, cat)	(robot, throwing, boy), (girl, throwing, boy)
Holding	(grandpa, holding, doll)	(doll, holding, grandpa)	(doll, holding, baby), (doll, holding, teddy bear)	(man, holding, grandpa), (monkey, holding, grandpa)
Following	(lion, following, cow)	(cow, following, lion)	(cow, following, farmer), (cow, following, truck)	(person, following, lion), (dog, following, lion)
Feeding	(woman, feeding, baby)	(baby, feeding, woman)	(baby, feeding, teddy bear), (baby, feeding, cat)	(man, feeding, woman), (robot, feeding, woman)
Kissing	(mother, kissing, baby)	(baby, kissing, mother)	(baby, kissing, teddy bear)	(daughter, kissing, mother), (father, kissing, mother)
Pulling	(man, pulling, dog)	(dog, pulling, man)	(dog, pulling, sled), (dog, pulling, cart)	(boy, pulling, dog), (woman, pulling, dog)
Lifting	(zoo trainer, lifting, monkey)	(monkey, lifting, zoo trainer)	(monkey, lifting, robot), (monkey, lifting, box)	(robot, lifting, zoo trainer), (gorilla, lifting, zoo trainer)
Carrying	(fireman, carrying, scientist)	(scientist, carrying, fireman)	(scientist, carrying, robot), (scientist, carrying, child), (scientist, carrying, backpack)	(gorilla, carrying, fireman), (robot, carrying, fireman), (elephant, carrying, fireman)

Table 5. **ActionBench**. ActionBench includes 10 action-based relations. We construct frequent and rare compositions and propose to use LLM to generate 2-3 active/passive intermediates.

T2I Model	Spatial			Orientation			Pose			Facial Expression			VQA Score		
	Match	Unmatch	Δ	Match	Unmatch	Δ	Match	Unmatch	Δ	Match	Unmatch	Δ	Match	Unmatch	Δ
SDXL	82.70	67.80	14.90	76.10	68.60	7.50	74.20	69.10	5.10	81.80	70.30	11.50	84.00	57.70	26.40
SD3	80.20	65.10	15.10	74.10	68.90	5.20	71.50	64.20	7.30	78.40	68.20	10.20	82.60	53.30	29.30
SD3.5	83.30	66.10	17.20	76.10	68.90	7.20	73.00	64.70	8.30	81.20	69.60	11.60	84.90	51.30	33.60
AuraFlow2	87.20	69.10	18.10	78.50	71.30	7.20	76.90	69.10	7.80	83.20	70.40	12.80	84.40	60.20	24.20
DALLE3	86.90	70.50	16.40	78.30	70.20	8.10	77.50	67.20	10.30	80.60	67.80	12.80	88.30	60.60	27.70
IterComp (SDXL)	81.90	66.60	15.30	75.10	68.40	6.70	73.10	67.60	5.50	80.70	67.30	13.40	83.10	56.10	27.00
RPG	74.50	62.60	11.90	70.90	65.00	5.90	69.40	64.60	4.80	76.60	64.80	11.80	75.50	49.50	26.00
RRNET	81.50	67.40	14.10	75.20	67.20	8.00	73.50	67.00	6.50	78.50	68.80	9.90	80.30	57.50	22.80
R2F	83.00	67.90	15.10	76.00	68.10	7.90	74.50	68.50	6.00	81.80	69.20	12.60	59.10	49.40	9.70
FT Inter.	82.80	71.10	11.70	75.00	69.90	5.10	80.90	75.50	5.40	78.60	69.60	9.00	77.00	62.70	14.20
FT Inter. $\lambda=2$	81.70	70.60	11.10	73.10	69.20	3.90	81.70	76.40	5.30	79.30	68.80	10.70	78.40	62.90	15.40
FT Inter. $\lambda=5$	82.20	69.90	12.30	74.40	69.40	5.00	81.10	75.20	5.90	79.40	69.90	9.50	79.90	63.00	16.90

Table 6. **Performance of T2I Models and compositional generation on Frequent Cases**. Each column represents the percentage of Matching, Unmatching, and the computed Δ difference for Spatial, Orientation, Pose, Facial Expression, and VQA Score.




Figure 7. **Qualitative ablation on Frequent vs. Rare.**

LLM Prompt for Intermediate Active-Passive Triplet Generation

System Prompt:

You are an expert at breaking down unusual image prompts into easier-to-generate intermediate steps. Your task is to create multiple distinct intermediate active-passive pairs for each given triplet. Intermediate steps must be realistic. For each generated triplet, determine whether the relationship is frequent or rare.

User Prompt:

Generate intermediate active and passive triplets that are easy for image models to generate.

IMPORTANT INSTRUCTIONS:

- Each triplet must follow the format `<subject>-<relation>-<object>`.
 - Generate 2-3 passive and active triplets for each target triplet:
 - **Active triplets:** Keep the subject from target triplet, change the object
 - **Passive triplets:** Keep the object from target triplet, change the subject
 - Choose intermediate objects that make the triplet easier to generate:
 - Use objects from different categories (Animal → Human, Human → Object)
 - Prefer frequent/common interactions when possible
 - Ensure physical plausibility (realistic size relationships and actions)
 - Avoid duplicates and ensure diversity in chosen objects
 - Classify each triplet as **frequent** (common interaction) or **rare** (uncommon interaction)
 - Compare each triplet against its dual (`<object>-<relation>-<subject>`) to determine frequency
-

Output Format:

```
{
  "target_triplet": {
    "passive": [
      {"triplet": "subject1_relation_object", "type": "frequent/rare"},
      {"triplet": "subject2_relation_object", "type": "frequent/rare"}
    ],
    "active": [
      {"triplet": "subject_relation_object1", "type": "frequent/rare"},
      {"triplet": "subject_relation_object2", "type": "frequent/rare"}
    ]
  }
}
```

Examples:

[in-context examples]

Input Query:

```
Now generate for:
input:
  triplet: {target_triplet}
  prompt: {target_prompt}
```

Table 7. LLM prompt template for generating intermediate active-passive triplets. For each unusual target triplet, the LLM generates easier-to-generate intermediate triplets while maintaining realistic relationships.

LLM Prompt for Expanding Image Descriptions

System Prompt:

You are an expert at crafting precise, relation-focused descriptions for text-to-image models. Your specialty is describing the key entities and their interactions in a way that emphasizes their roles, poses, and spatial relationships. Keep descriptions concise yet vivid, using creative visualization when needed (e.g., 'apple with tiny legs running away' to showcase 'mouse chasing cat').

User Prompt:

Transform this prompt into a focused description that emphasizes:

- Key entities and their states:**
 - Poses, expressions, and orientations that match their roles
 - Distinctive features that support the action/relation
- Spatial positioning** that clearly shows the relationship. Use proper spatial prepositions (e.g., above, below, behind, in front of) to describe the relative position of entities (e.g., 'a mouse is behind a cat running towards the cat' to express 'mouse chasing cat')
- Simple creative elements** if needed to clarify the interaction
- Images must be **photorealistic**. Include this in the description.
- Ensure **correct entity count** (e.g., 'a mouse is chasing a cat' should have one mouse and one cat)
- Avoid **redundant descriptions**

Input prompt: {prompt}

Provide a concise, clear description focusing on the entities and their relationship. Avoid background details unless essential to the interaction. Keep it brief but vivid.

Table 8. LLM prompt template for expanding abstract triplet descriptions into detailed, relation-focused image prompts for text-to-image generation.

Evaluation Question Generation Prompt Template

System Prompt:
You are an expert in structured visual relationship assessment. Generate evaluation criteria to systematically verify if images accurately depict specified relational prompts through categorized binary questions with weighted importance metrics.

User Prompt:

Objective: Generate atomic yes/no questions to evaluate if an image accurately depicts a given prompt describing the image.

Question Categories:

- 1. **Detection** - Verify presence of essential entities
- 2. **Count** - Verify correct enumeration of entities
- 3. **Spatial** - Evaluate relative positioning and spatial configuration
- 4. **Pose** - Assess posture, stance, and motion characteristics
- 5. **Orientation** - Evaluate directional alignment and facing orientation
- 6. **Interaction** - Evaluate visual engagement (e.g. gaze, facial expression)

Key Guidelines:

- 1. Questions should evaluate precisely one visual attribute (atomic evaluation)
- 2. All questions must be formulated to accept binary responses (yes/no)
- 3. Focus exclusively on objectively observable visual elements
- 4. Eliminate redundancy and subjective interpretations
- 5. Assign importance weights (1–5) to each category based on relevance to the primary relationship:
 - 5 = Essential for relationship verification
 - 4 = Highly significant but not definitive
 - 3 = Moderately significant
 - 2 = Helpful but not central
 - 1 = Contextual or peripheral
- 6. For each category, formulate both interrogative and declarative versions

Examples:

[In-context examples are provided to the model but omitted here for brevity. See Table 10 for complete examples.]

Input Query:

Now, generate a similar set of weighted yes/no questions for the following relationship, ensuring each question is atomic and directional.
Input: {prompt}

Table 9. We generate binary (yes/no) questions per various categories (Spatial, Orientation, Pose, Detection, Count, and Facial Expression/Interaction) to obtain fine-grained score. We also inquired LLM about the importance of each category for the relation used to compute weighted average accuracy. To obtain consistent weights across rare/frequent prompts, we generate the weight separately once and fix it.

Table 1: In-context examples for binary (yes/no) question generation

Input: A photo of a cat chasing a mouse

Output:

```
{
  "detection": {
    "weight": 5,
    "questions": [
      "Is there a cat visible in the image? (yes/no)",
      "Is there a mouse visible in the image? (yes/no)"
    ]
  },
  "spatial": {
    "weight": 4,
    "questions": [
      "Is the cat positioned behind the mouse, indicating it is chasing? (yes/no)",
      "Is the mouse positioned in front of the cat, indicating it is being chased? (yes/no)"
    ]
  }
} (Additional categories omitted for brevity)
```

Input: A photo of a horse riding on an astronaut

Output:

```
{
  "detection": {
    "weight": 5,
    "questions": [
      "Is there a horse visible in the image? (yes/no)",
      "Is there an astronaut visible in the image? (yes/no)"
    ]
  },
  "spatial": {
    "weight": 5,
    "questions": [
      "Is the horse positioned above the astronaut, suggesting it is riding on them? (yes/no)",
      "Is the astronaut positioned beneath the horse? (yes/no)"
    ]
  }
} (Additional categories omitted for brevity)
```

Input: A photo of one baby feeding one woman

Output:

```
{
  "detection": {
    "weight": 5,
    "questions": [
      "Is there a baby visible in the image? (yes/no)",
      "Is there a woman visible in the image? (yes/no)"
    ]
  },
  "pose": {
    "weight": 5,
    "questions": [
      "Is the baby depicted in a feeding pose, such as extending an arm towards the woman with food? (yes/no)",
      "Is the woman's posture receptive, such as having her mouth open or hands positioned to accept the food? (yes/no)"
    ]
  }
} (Additional categories omitted for brevity)
```

Table 10. In-context examples from binary (yes/no) question generation prompt, showing how the model generates structured assessment criteria for different visual relationships.

Table 2: In-context examples for the Intermediate Active-Passive Triplet Generation

Input:

triplet: mouse_chasing_cat

prompt: A photo of one mouse chasing one cat

Output:

```
{
  "mouse_chasing_cat": {
    "passive": [
      {"triplet": "boy_chasing_cat", "type": "frequent"},
      {"triplet": "dog_chasing_cat", "type": "frequent"}
    ],
    "active": [
      {"triplet": "mouse_chasing_boy", "type": "rare"},
      {"triplet": "mouse_chasing_cheese", "type": "rare"}
    ]
  }
}
```

Input:

triplet: horse_riding_astronaut

prompt: A photo of one horse riding one astronaut

Output:

```
{
  "horse_riding_astronaut": {
    "passive": [
      {"triplet": "bear_riding_astronaut", "type": "frequent"},
      {"triplet": "dog_riding_astronaut", "type": "rare"}
    ],
    "active": [
      {"triplet": "horse_riding_bear", "type": "rare"},
      {"triplet": "horse_riding_dog", "type": "rare"}
    ]
  }
}
```

Input:

triplet: baby_feeding_woman

prompt: A photo of one baby feeding one woman

Output:

```
{
  "baby_feeding_woman": {
    "passive": [
      {"triplet": "robot_feeding_woman", "type": "frequent"}
    ],
    "active": [
      {"triplet": "baby_feeding_doll", "type": "frequent"}
    ]
  }
}
```

Table 11. Representative examples from the Intermediate Active-Passive Triplet Generation prompt showing how the model creates easier-to-generate intermediate triplets by modifying either the subject (passive) or object (active) of unusual relationships.