

# Probabilistic Reasoning with LLMs for $k$ -anonymity Estimation

Jonathan Zheng<sup>1</sup> Sauvik Das<sup>2</sup> Alan Ritter<sup>1</sup> Wei Xu<sup>1</sup>

## Abstract

Probabilistic reasoning is a key aspect of both human and artificial intelligence that allows for handling uncertainty and ambiguity in decision-making. In this paper, we introduce a novel numerical reasoning task under uncertainty, focusing on estimating the  $k$ -anonymity of user-generated documents containing privacy-sensitive information. We propose BRANCH, which uses LLMs to factorize a joint probability distribution to estimate the  $k$ -value—the size of the population matching the given information—by modeling individual pieces of textual information as random variables. The probability of each factor occurring within a population is estimated using standalone LLMs or retrieval-augmented generation systems, and these probabilities are combined into a final  $k$ -value. Our experiments show that this method successfully estimates the correct  $k$ -value 67% of the time, an 11% increase compared to GPT-4o chain-of-thought reasoning. Additionally, we leverage LLM uncertainty to develop prediction intervals for  $k$ -anonymity, which include the correct value in nearly 92% of cases.

## 1. Introduction

Probabilistic reasoning plays a fundamental role in both human cognition and artificial intelligence, enabling effective decision-making under uncertainty in areas such as consumer behavior (e.g., purchasing flight tickets) and medical diagnostics (e.g., assessing disease likelihood). This paper introduces a novel probabilistic reasoning task for large language models: estimating the privacy risk of personal disclosures in text, such as pseudonymous posts on online forums (Dou et al., 2024), transcripts from journalistic interviews, and human-LLM conversations (Zhang et al., 2024; Mireshghallah et al., 2024). Specifically, we focus on  $k$ -anonymity—the property where the information of any

person cannot be distinguished from at least  $k - 1$  other individuals—which serves both as a new benchmark for LLMs’ reasoning abilities beyond traditional math and logic tests (Hendrycks et al., 2021; Lu et al., 2024; Kang & Li, 2024) and as a practical security tool to warn users when sharing personal details where  $k$  is too small, much like a password strength meter (Kelley et al., 2012) for online disclosures.

Estimating the privacy risk of real-world documents, even with chain-of-thought (Wei et al., 2022) reasoning in LLMs, is challenging due to the complexity of multiple interconnected personal attributes and the partial availability of demographic statistics. We propose BRANCH, a probabilistic reasoning framework that models each document as a joint distribution of personal attributes expressed in natural language. BRANCH factorizes this distribution by implicitly constructing a Bayesian network and converting each attribute into a textual query. These queries are estimated using standalone LLMs or retrieval-augmented generation systems, and reconstructed with probabilistic inference to predict an integer  $k$ , representing the number of people worldwide who share the relevant personal attributes with a certain level of certainty.

We empirically evaluate BRANCH and state-of-the-art baselines in estimating  $k$ -anonymity using both synthetic LLM-generated and real user-generated posts from a pseudonymous online forum (see Figure 1 for an example). Compared to GAIA (Mialon et al., 2023), an AGI benchmark designed to be challenging for AI agents but consists of conceptually simple questions for humans,  $k$ -anonymity estimation is an involved probabilistic reasoning task that is challenging for both AI agents and humans. Our results show that BRANCH outperforms chain-of-thought reasoning baselines with GPT-4o and o1-preview by 11%, successfully predicting  $k$  66.89% of the time. Additionally, BRANCH is safer than baseline models, only underestimating privacy risk for 9.93% of documents. Our analyses show that the strength of BRANCH is largely due to its Bayesian network modeling and statistical estimation capabilities, which enable a more accurate approximation of demographic subgroups in a population. We further account for LLM uncertainty by developing effective prediction intervals that contain the correct  $k$  value 91.89% of the time. Additionally, we use LLM uncertainty as a heuristic to assess  $k$ -estimation accuracy in BRANCH. We find that  $k$  predictions with low

<sup>\*</sup>Equal contribution <sup>1</sup>School of Interactive Computing, Georgia Institute of Technology <sup>2</sup>Human-Computer Interaction Institute, Carnegie Mellon University. Correspondence to: Jonathan Zheng <jzheng324@gatech.edu>.

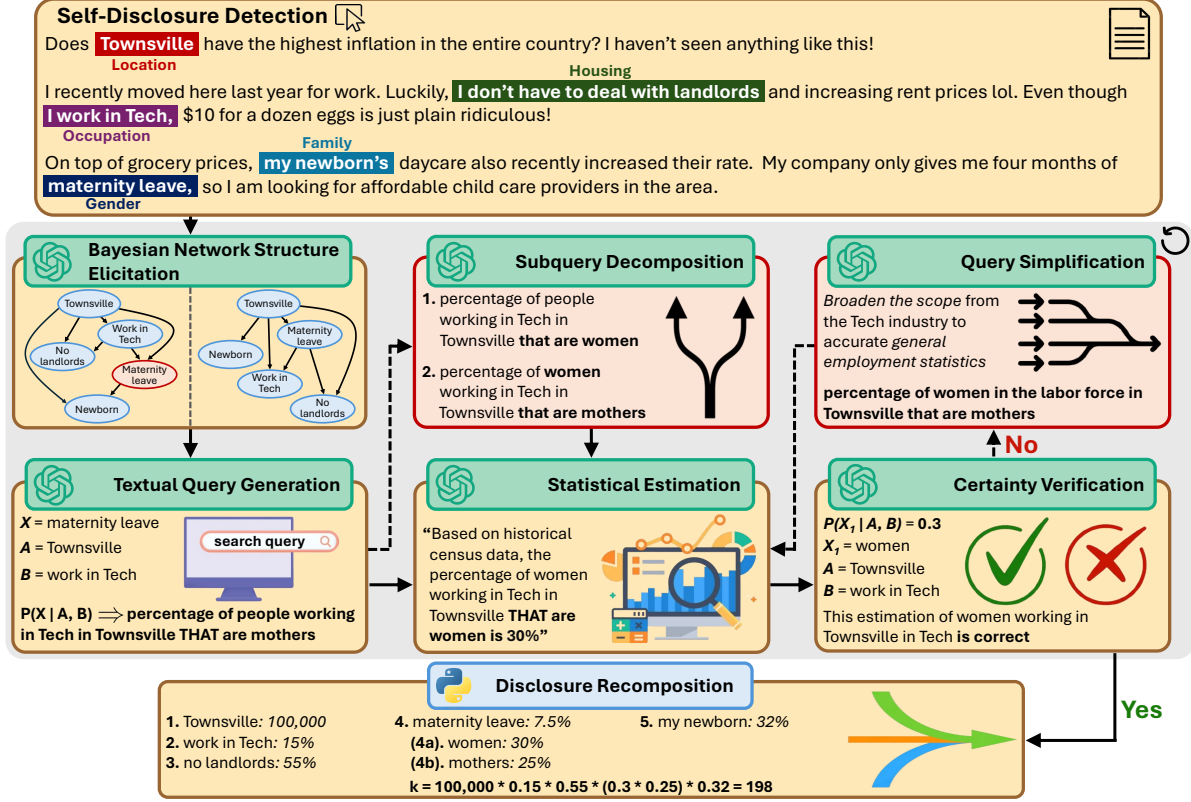


Figure 1. Illustration of the BRANCH framework for estimating  $k$ -anonymity risk of a privacy-sensitive document.

certainty and high variance are correct 51.72% of the time, compared to 75.56% for high-certainty  $k$  predictions. Ultimately, BRANCH provides a novel prediction tool that has the potential to help quantify privacy risks associated with sharing sensitive documents.

## 2. Related Work

**Causal and Probabilistic Reasoning.** Prior research has developed methods and benchmarks for assessing AI assistants on general benchmarks with mathematical and probabilistic reasoning (Mialon et al., 2023) and evaluating Large Language Models on causal reasoning in natural contexts (Jin et al., 2024; Wang, 2024), general probabilistic reasoning over text in rigid synthetic scenarios (Nafar et al., 2024; Paruchuri et al., 2024; Ozturkler et al., 2023), and Bayesian reasoning for decision-making in everyday scenarios by modeling elements in the text as random variables (Feng et al., 2024). In work closely related to ours, previous research has introduced novel methods for constructing Bayesian Networks (Babakov et al., 2024) and medical domain Causal Graphs (Anonymous, 2025) with Large Language Models using real-world knowledge. There has also been research utilizing LLM parameters for Bayesian modeling of authorship attribution (Hu et al., 2024), and further work has evaluated LLMs on simple regression with in-context learning (Vacareanu et al., 2024). Nevertheless,

this field of Bayesian Reasoning and Probability Estimation with Large Language Models remains relatively unexplored, especially for modeling privacy risks.

There have been substantial approaches to improve LLM capabilities in logical reasoning by integrating logical constraints with training loss (Calanzone et al., 2024) and in mathematical reasoning by finetuning with code integration (Wang et al., 2023) and on step-by-step solutions (Liu et al., 2023). Prior work has also prompted models with intermediate reasoning steps (Wei et al., 2022) and program code (Chen et al., 2023; Gao et al., 2023) to improve LLM mathematical reasoning abilities without finetuning. LLMs have also been augmented by using external parsers and state evaluators to formulate LLM-generated information as trees (Yao et al., 2023) or potentially optimizable graphs (Besta et al., 2024; Zhuge et al., 2024).

**Demographic Estimation.** There has been considerable work in political science and statistics on estimating the size of groups of people in a population sharing certain characteristics. Prior work has used multilevel regression and post-stratification methods to accurately model populations in national surveys and political polls (Lauderdale et al., 2020; Buttice & Highton, 2013; Park et al., 2006; Courgeau, 2003) for estimating the proportion of people in a population with overlapping characteristics, such as political opinion or race. Other research utilizes probability

and statistical theory to interpret the proportions as probabilities  $p$  for demographic subgroups (Karandikar, 1999; Fleiss, 1973; Seber, 2013; Pollock, 1988) and develop point estimates  $np$  for the number of people in subgroups, where  $n$  is the total population size.

**Privacy in Large Language Models.** Research in NLP has found that LLMs engender several privacy risks by, for example, generating personally identifiable information and email addresses if prompted (Lukas et al., 2023; Sun et al., 2024; Huang et al., 2022; Carlini et al., 2023) and inferring private user attributes from text, including age, sex, location, and occupation (Staab et al., 2023). LLMs have also been utilized to protect user privacy, as prior work has pre-trained LLMs with differential privacy to develop privacy-aware models (Ponomareva et al., 2023; Shi et al., 2022). Previous research has used LLMs to detect certain types of disclosures (Akita et al., 2020; Lee et al., 2023; Yates et al., 2017; Klein et al., 2017; Tonneau et al., 2022; Blose et al., 2020; Ghosh Chowdhury et al., 2019) and reword the text to protect privacy (Dou et al., 2024).

### 3. $k$ -anonymity Estimation with Bayesian Network Reasoning

We present **BRANCH: Bayesian Network Reasoning for  $k$ -ANonymity using Conditional Hierarchies** (illustrated in Figure 1). BRANCH is an LLM-based method that implicitly elicits the structure of a Bayesian Network representing a set of disclosures, which is then used to estimate  $\hat{k}$ -anonymity.

**Problem Setup.** Given a document  $U$ , we identify the set of disclosures  $X$  mentioned in the document and estimate the number of  $k$  people that share the same personal attributes observed or inferred from the context  $C = (U, X)$ . The disclosures are labeled with a disclosure category automatically by a model or manually by humans (more details in §4.1), following the schema introduced in prior work (Dou et al., 2024). We model the disclosures in  $X$  as random variables  $\{X_1, \dots, X_j\}$  and formalize the task to estimate the joint probability  $p = P(X_1, \dots, X_j)$  and the population  $n$ , where the  $k$ -anonymity point estimate is defined as the expected number of people fitting the criteria  $\hat{k} = np$  with high certainty. As shown in an example in Figure 1,  $n = 8$  billion for the global population while  $p$  is the joint probability of a person living in Townsville, being a woman, being a parent, owning a house, and working in Tech.

**Bayesian Network Structure Elicitation.** Directly estimating either  $k$  or the joint probability  $p$  can be challenging when there are several interconnected personal attributes in a document. To make the  $k$ -anonymity estimation more tractable and interpretable, BRANCH leverages large language models to implicitly construct Bayesian networks and represent the joint probability as directed acyclic graphs

(DAG). Each disclosure is modeled as a conditional probability  $P(X_i | \{X_{parent}\})$  for the parent set  $\{X_{parent}\}$  in the Bayesian network. To determine the appropriate parents of each attribute, language models are instructed to select an *ordering* of the disclosures as variables in the directed cyclic graph. While any arbitrary permutation of the variables can potentially model the joint probability, selecting an ideal ordering is necessary for feasibly estimating  $k$ -anonymity in BRANCH. LLMs select optimal orderings based not only on causality as in medical diagnoses but, more importantly, on the availability of population statistics and the ease of probability estimation. For instance,  $P(\text{male} | \text{work in Tech})$  is easier to estimate than  $P(\text{work in Tech} | \text{male})$  as gender breakdowns for occupational industries are available online whereas occupation statistics by gender is uncommon. Additional details about the DAG ordering are in the Appendix.

After determining the order of the variables, BRANCH instructs models to determine the *conditional dependencies* of each disclosure as edges in the graph. While a fully connected Bayesian network successfully reconstructs the joint distribution via the chain rule of probability, some disclosures in the set  $\{X_{parent}\}$  can be safely assumed as independent to simplify the estimation. For instance, in the example of highlighted disclosures in Figure 1, “maternity” and “no landlords” are assumed to be independent when conditioned on “Townsville” and “work in Tech” because the gender distribution of an occupational industry might not be largely impacted by home ownership. Thus, the probability can be simplified to  $P(\text{maternity leave} | \text{work in Tech, Townsville})$ .

**Query and Subquery Generation.** We then instruct LLMs to convert conditional probabilities involving disclosures into queries for public statistics. An example query for  $P(\text{maternity} | \text{work in Tech, Townsville})$  is the “*percentage of Townsville residents working in Tech THAT are mothers.*” Importantly, the dependent clause estimates the event of interest “maternity”. To lower the variance of the prediction  $\hat{k}$ , models combine  $n$  with the first disclosure to generate a specific population query (e.g.  $n' = n \cdot P(\text{Townsville})$  as “*population of Townsville*”). Some probability terms are further broken down into subqueries for better estimation. For instance,  $P(\text{maternity} | \text{work in Tech, Townsville})$  can be broken down into the *percentage of Townsville residents working in Tech that are women multiplied by the percentage of women working in Townsville that are mothers* because census data exists for gender distributions of occupations and general birth rates. For another example, we approximate  $P(\text{majoring in CS or Business} | \text{University})$  as the *percentage of university students majoring in CS plus the percentage majoring in Business* for better estimation. LLMs are prompted to determine if subqueries are needed, generate the subqueries with parentheses to maintain the order of operations, and provide the mathematical operation to reconstruct the original query.

**Query Estimation and Recombination.** We use LLMs as approximate inference methods by instructing LLMs to apply their inherent historical knowledge of demographics and statistics to estimate the queries of conditional probabilities. Based on the conditional dependencies of self-disclosures, some queries may be highly specific, leading to LLM-generated estimates with large uncertainty. To filter for these queries and improve the certainty of the  $k$ -anonymity prediction, LLMs are tasked with verifying the accuracy of the query answers. If deemed incorrect, LLMs simplify the query (e.g., by generalizing the population) and estimate the new query. Additionally, in Section 6, we experiment with Retrieval-Augmented Generation (RAG) systems for query estimation with evidence. Finally, BRANCH uses the constructed Bayesian Network for inference and recomposes the answers to the queries and subqueries to obtain the model prediction  $\hat{k}$ , which is a product of the population  $n$  and joint probability  $p$ . A Python interpreter evaluates the final mathematical equation, with subqueries enclosed in parenthetical expressions and combined using the LLM-generated arithmetic operations (e.g. addition).

## 4. Experimental Details

### 4.1. $k$ -anonymity Reddit Dataset

We construct a  $k$ -anonymity estimation dataset comprising 180 user posts (including 50 synthetically generated ones<sup>1</sup>) from the popular pseudonymous online forum Reddit, annotated with ground-truth labels for evaluation. This research has been approved by the Institutional Review Board (IRB) with additional measures, such as removing all personal identification information (PII), to safeguard the data. Two in-house annotators first label each post by identifying disclosures and categorizing them (e.g., occupation, family) based on the schema from prior work (Dou et al., 2024). Additionally, we introduce six new disclosure categories, namely emotions, future events, crime, possessions, interests, reproductive health, and disclosures about others, based on insights from a recent user study (Krsek et al., 2024). The annotators then manually define probability orderings, conditional dependencies, and search queries for each disclosure. Their tasks also include identifying ground-truth answers for queries, labeling parentheses and mathematical operations to structure query values into a  $k$ -anonymity equation, and calculating the final  $k$ -value for a post. To capture potential variations in probability orderings, conditional independence assumptions, and queries, each post is annotated at least twice, ensuring multiple reasonable interpretations are considered. In total, we annotated 1613 total (882 unique) disclosures for 402 orderings, with an average of 140 words per post and 4.01 disclosures per ordering. We create a train/test/validation split of 55%/37%/8% posts. We

will publicly release the synthetic portion of our dataset to support further studies on  $k$ -anonymity reasoning.

**Synthetic User Posts.** We synthetically generate 50 posts that mimic Reddit by prompting LLaMA-3.1-7B-Instruct with few-shot examples to incorporate hypothetical personally identifiable information (PII), such as emails and names and severe disclosures related to depression, suicide ideation, mental health conditions, domestic violence, and abortion. To create synthetic data in-distribution with real data, we prompt LLaMA-3.1-Instruct to rephrase user posts and train a T5-large model (Raffel et al., 2023) for style transfer from LLaMA-3.1-Instruct generated text back to the style of Reddit. These posts are also manually inspected to ensure that no real person online shares the synthetic PII and edited with real reference posts of similar topics to further increase the fidelity of the synthetic data. More details are located in Appendix A.

**Threat Model.** Based on the categories of disclosures that are labeled in our dataset and the pseudonymous nature of Reddit, the key threat model (Shostack, 2014) we consider is an adversary who may have knowledge of post-specific disclosure contexts. For instance, a prediction of  $k = 1$  for a post with disclosures about location, age, gender, and event-specific circumstances indicates that an adversary with knowledge of that event and who knows a person who matches that location, age, and gender would be able to uniquely identify the poster. This could be someone in the poster’s inner circle of friends, for example. It does *not* mean that anyone on the Internet would be able to uniquely identify that poster, as a given poster’s personal attributes are unlikely to be recorded in publicly available databases.

**Ground Truth Validation.** We conduct a validation experiment to assess the quality of our annotated dataset, which is used to compare with model predictions. We collect 100 interest groups from census databases and public university records that have ground truth populations (e.g. the number of employed civilians that are government workers, the number of black male undergraduates). On average, the interest groups contain 4.32 disclosures, matching our  $k$ -anonymity dataset. In-house annotators follow our annotation method by utilizing different online sources, *excluding* the aforementioned ground-truth databases, to estimate the probability of each disclosure individually and recombining to obtain an estimate of the interest group population. We report an average percentage error of 22.24% when comparing the reconstructed estimate with the known ground truth population. Notably, the collected ground truths of the census interest groups exhibit a higher average error of 24.79% based on the margins reported in the official U.S. census, demonstrating that our annotations yield high-quality gold standard  $k$ -values with lower errors than official sources. We further verify the dataset quality by double annotating

<sup>1</sup>The synthetic portion of the dataset can be found [here](#).



10% of the posts. We pair the orderings with the highest and lowest  $k$ -values and obtain a Spearman’s correlation of 0.916, showing high agreement.

## 4.2. Evaluation Metrics

We calculate the **Spearman’s rank correlation**  $\rho$  between model outputs  $\hat{k}$  with the gold standard  $k^*$ . As Spearman’s  $\rho$  is sensitive to the relative ranking, we also measure the degree or magnitude of error of model predictions. While the ground truth census populations in the validation experiment span up to a couple hundred thousand, our  $k$ -anonymity gold standard annotations range between 1 and 56,240,520. Given this large variance of potential model predictions and the difficulty of the task, we design a **log error metric**:

$$LE(\hat{k}, k^*) = |\log_2(\hat{k}) - \log_2(k^*)|$$

User privacy is interpreted in log scale because it is analogous to uncertainty in Information Theory (Bezzi, 2010). For each user post, there is an equivalence class of size  $k$  where an individual’s identity is indistinguishable from  $k - 1$  others based on their inferred identity attributes. We define  $X$  as a random variable representing an individual’s identity, and the probability of selecting any single individual is  $P(X = x) = \frac{1}{k}$ . The information content of a specific outcome is  $I(X = x) = -\log_2(P(X = x)) = \log_2(k)$ , which measures the level of uncertainty for identifying a specific individual in the equivalence class. Since information content is a logarithmic function of  $k$ , measuring errors in log space directly quantifies differences in privacy. Log error also reflects human assessments of risk, as bad predictions at low  $k$ -values will have a greater impact on privacy and result in larger log errors, whereas variance in model predictions at high  $k$ -values yields lower log errors.

We also measure the percentage of model predictions that are outliers compared to the gold standard. We construct intervals to determine if the model output is within an order of magnitude of the gold standard. For  $n$  posts and hyperparameter  $a$ , the **range metric** is defined as:

$$RANGE(\{\hat{k}_i\}, \{k_i^*\}) = \frac{1}{n} \sum_{i=1}^n \mathbb{1} \left[ \frac{\hat{k}_i}{a} \leq k_i^* \leq a \cdot \hat{k}_i \right]$$

This is a general accuracy metric inspired by Brier score (Brier, 1950) that evaluates the percentage of times a model correctly estimates  $k^*$  if the predicted  $\hat{k}$  falls in a defined range centered around the gold standard. We report  $a = 5$  in Table 1 and  $a = \{2, 10\}$  in Table 10 in Appendix F.

## 4.3. Baselines and Model Details

We consider the following baselines for the task:

- **Finetuned Models:** We finetune RoBERTa-large (Liu et al., 2019) and LLaMA-3.1-Instruct-8B for  $k$ -anonymity estimation as a regression task.

- **Few-Shot Prompting:** Models are prompted with  $j = 3$  examples to estimate the  $k$ -value of a given post.
- **Chain-of-Thought Prompting (CoT):** We use chain-of-thought prompting (Wei et al., 2022) and provide models with every sequential step of selecting an answerable disclosure, estimating a percentage of people that share this disclosure, and adding this percentage to the final equation to obtain the  $k$ -value.
- **Program-of-Thought Prompting (PoT):** We use program-of-thought prompting (Chen et al., 2023; Gao et al., 2023) and provide models with Python functions that assign disclosures as variables with estimated percentages and mathematical equations to solve for the  $k$ -value. LLMs create Python functions as intermediate logical reasoning steps and output  $k$ .

For all prompting methods, we utilize the 2024-08-06 model version for GPT-4o (OpenAI et al., 2024b) and LLaMA-3.1-Instruct 70B. We also use chain-of-thought prompting for o1-preview (OpenAI et al., 2024a), GPT-4o-mini, o3-mini and DeepSeek r1 (DeepSeek-AI et al., 2025) and few-shot prompting for LLaMA-3.1-Instruct 8B. For BRANCH, we finetune LLaMA-3.1-Instruct-8B using LoRA (Hu et al., 2021) on the training set and use few-shot prompting for LLaMA-3.1-Instruct-70B and GPT-4o. All model setups are sampled with a temperature of 0.7 during inference. To prevent the variability of disclosure detection models from impacting  $k$ -anonymity estimation evaluation, models are provided a user post and the gold standard disclosure and category labels from the dataset. Both baseline models and LLMs in BRANCH are also instructed to provide a high certainty  $k$ -anonymity estimate by evaluating the context  $C$  and selecting a subset of disclosures  $X' \subset X$  of inferred and explicit personal attributes that can be estimated using online statistics and surveys, such as age or gender.

## 5. Experimental Results

### 5.1. Main Results

Table 1 presents the main results and shows that the evaluation metrics correlate strongly with each other. We display the difference in performance on each metric with respect to GPT-4o with chain-of-thought prompting. Our main findings are summarized as the following:

**BRANCH-GPT-4o outperforms all the baselines.** Our method achieves a Spearman’s  $\rho$  of 0.797, a log error of 2.16, and is within an order of magnitude of the gold standard 66.89% of the time. Comparatively, the best-performing baseline model is o3-mini with chain-of-thought prompting, which has a 0.068 lower Spearman’s correlation and 1.99% lower range metric. BRANCH also significantly improves upon GPT-4o, R1, and o1-preview, indicating that the state-of-the-art mathematical reasoning models cannot do

Probabilistic Reasoning with Large Language Models for  $k$ -anonymity Estimation

Method	Model	Spearman's $\rho \uparrow (\Delta)$	log error $\downarrow (\Delta)$	within range $\uparrow (\Delta)$	% outside $\downarrow$   % under
FINETUNED	RoBERTa-large	0.532 (-0.122)	4.11 (+1.07)	37.09% (-19.20%)	62.91%   31.12%
	LLaMA-3.1-Instruct 8B	0.635 (-0.019)	3.49 (+0.45)	45.70% (-10.59%)	54.30%   42.38%
FEW-SHOT	LLaMA-3.1-Instruct 8B	0.183 (-0.471)	6.27 (+3.23)	19.87% (-35.76%)	80.13%   52.32%
	LLaMA-3.1-Instruct 70B	0.255 (-0.399)	4.85 (+1.81)	30.46% (-25.83%)	69.53%   12.58%
	GPT-4o (2024-08-06)	0.519 (-0.135)	3.55 (+0.51)	43.05% (-13.24%)	56.95%   27.15%
PoT	LLaMA-3.1-Instruct 70B	0.519 (-0.135)	3.82 (+0.78)	37.09% (-19.20%)	62.91%   17.88%
	GPT-4o (2024-08-06)	0.600 (-0.054)	3.06 (+0.02)	55.63% (-0.66%)	44.37%   32.45%
CoT	LLaMA-3.1-Instruct 70B	0.429 (-0.225)	3.90 (+0.86)	43.71% (-12.58%)	56.29%   18.54%
	GPT-4o-mini (2024-07-18)	0.592 (-0.062)	3.62 (+0.58)	43.71% (-12.58%)	56.29%   46.36%
	<b>GPT-4o (2024-08-06)</b>	0.654 (+0.000)	3.04 (+0.00)	56.29% (+0.00%)	43.71%   33.11%
	o1-preview (2024-09-12)	0.693 (+0.039)	2.93 (-0.11)	56.95% (+0.66%)	43.04%   7.28%
	DeepSeek R1 (2025-01-20)	0.655 (+0.001)	2.69 (-0.35)	55.63% (-0.66%)	44.37%   16.56%
	o3-mini (2025-01-31)	0.729 (+0.075)	2.39 (-0.65)	64.90% (+8.61%)	35.10%   20.53%
BRANCH	LLaMA-3.1-Instruct-70B Few Shot	0.646 (-0.008)	3.44 (+0.40)	48.34% (-7.95%)	51.65%   21.19%
	LLaMA-3.1-Instruct-8B-Finetuned	0.670 (+0.016)	3.03 (-0.01)	54.97% (-1.32%)	44.37%   29.80%
	<b>GPT-4o (08-06) Few Shot</b>	<b>0.797 (+0.143)</b>	<b>2.16 (-0.88)</b>	<b>66.89% (+10.60%)</b>	<b>33.11%   9.93%</b>

Table 1. Performance of different methods on the  $k$ -anonymity estimation task.  $\Delta$  is comparison to GPT-4o chain-of-thought. % **outside** represents the number of points outside the range accuracy, and % **under** refers to the percentage of data points that models underestimate the privacy risk by half a magnitude, respectively.

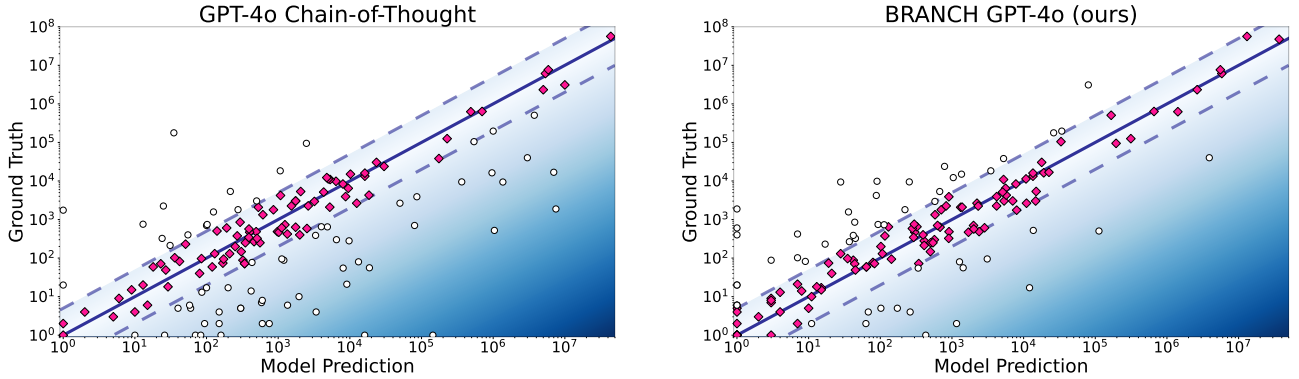


Figure 2. Plots of the model prediction  $\hat{k}$  compared to the ground truth  $k^*$  in log scale. The dashed lines indicate the acceptable half-magnitude range surrounding the gold standard values. The bottom half of the dot plots are shaded to indicate the level of magnitude of **underestimation errors**, which occur when a model vastly underestimates the severity of a privacy risk compared to the ground truth.

probabilistic reasoning in real world scenarios as effectively for this task as BRANCH. Specifically, Table 11 shows that BRANCH is the best model for predicting the  $k$ -anonymity of posts with 4 or more self-disclosures, being within the correct range 67.47% of the time. On average, GPT-4o and the reasoning models with Chain-of-Thought prompting predict the correct  $k$  for 51.81% of these posts, indicating that Bayesian network modeling of the BRANCH pipeline enables GPT-4o to handle more complex user posts.

Notably, GPT-4o with reasoning prompts, R1, and o1-preview is competitive with the fine-tuned BRANCH-LLaMA-3.1-Instruct and outperforms the LLaMA-3.1-Instruct-70B prompting variant of BRANCH by an average of 7.95% in range accuracy. We attribute the strength of GPT-4o in this task compared to LLaMA-3.1-Instruct primarily to GPT-4o having better instruction-following capabilities, which is vital for  $k$ -anonymity estimation. LLaMA-3.1-Instruct often ignores instructions and generates incon-

sistent output, such as providing a percentage for a population query and not providing a mathematical operation along with an answer to a query for  $k$ -value reconstruction.

**BRANCH-GPT-4o is safer and exhibits lower bias.** In Figure 2, we plot the model predicted  $\hat{k}$  values with the gold standard  $k^*$  values in log scale for GPT-4o with BRANCH and Chain-of-Thought prompting, where the log error is the average of the log residuals. GPT-4o CoT consistently predicts more outliers compared to BRANCH, which is much more uniform and centered along the  $\hat{k} = k^*$  line. Additionally, GPT-4o CoT predicts more  $k$ -values in the lower portion of the graph, which is a more severe error type than BRANCH. Both o3-mini and the GPT-4o baselines in Table 1 suffer from more severe prediction errors, as these baseline models underestimate the privacy risk 28.33% of the time, which occurs when the model predicts the privacy risk of a document to be not as serious as it is in reality. In comparison, BRANCH-GPT-4o only underestimates the

BRANCH Model	Estimation	Ordering ( $\tau$ )	% Independence
LLaMA-3.1-Instruct 70B	30.01%	0.577	36.11%
LLaMA-3.1-Instruct 8B FT	24.51%	0.610	36.25%
GPT-4o (08-06)	17.11%	0.566	28.03%

Table 2. BRANCH model analysis of query estimation with percentage error against ground truths, probability ordering with Kendall’s  $\tau$  against human annotations, and the average percentage of prior disclosures that are conditionally independent.

privacy risk 9.93% of the time.

**Fine-tuned small models outperform larger model variants, even with limited  $k$ -anonymity training data.** For BRANCH, fine-tuning LLaMA-3.1-Instruct-8B for each individual module yields 6.63% higher range accuracy than the few-shot prompted baseline of BRANCH-LLaMA-3.1-Instruct-70B. Additionally, fine-tuning a LLaMA-3.1-Instruct-8B baseline model to predict  $k$  not only outperforms the few-shot prompted variant of LLaMA-3.1-Instruct-8B, but also outperforms LLaMA-3.1-Instruct-70B for all 3 methods of prompting. Similarly, we finetune a RoBERTa-large and find that results are on par with LLaMA-3.1-70B Program-of-Thought prompting with a range accuracy of 37.09% and Spearman’s  $\rho$  of 0.532.

## 5.2. BRANCH Module Analysis

We investigate the strength of BRANCH for  $k$ -anonymity estimation by individually evaluating the modules of statistical estimation and Bayesian structure modeling in Table 2. For query estimation, we compare BRANCH model estimations with the ground truths from all the human-created queries in the test set. Given the limited range of possible values for the queries, we utilize percentage error for comparison and find GPT-4o is the best model for statistical estimation with an average percentage error of 17.11%. Additionally, LLaMA-3.1-Instruct 70B, LLaMA-3.1-Instruct 8B Finetuned, and GPT-4o have average percentage errors of 27.66%, 22.81%, and 10.86% respectively when evaluating only trustworthy queries, where human annotators have indicated high confidence. Thus, performance on quantifying  $k$  is directly correlated with LLM query estimation capabilities, and GPT-4o in particular can produce accurate statistics about demographics, likely due to the existence of census and survey information in its training data.

Prior work on Bayesian structure modeling has used score-based methods (Scanagatta et al., 2019), which consider all possible DAG orderings and conditional dependencies. Because this requires a polynomial amount of evaluations for each post, we evaluate the structure of Bayesian networks produced by BRANCH by comparing model output with human annotations. We evaluate the model-predicted orderings against human orderings using Kendall’s  $\tau$  rank correlation. BRANCH achieves an average  $\tau$  of 0.584, indicating moderate agreement, and LLaMA-3.1 models yield

higher agreement with human orderings than GPT-4o. For the conditional independence module, LLaMA-3.1 models estimate that disclosures are on average conditionally independent to 36.18% of prior disclosures, while GPT-4o only estimates conditional independence for 28.03%. Disclosures are on average conditionally independent to 40.74% of prior disclosures in human annotations, showing that GPT-4o overestimates dependencies compared to humans.

## 6. Retrieval Augmented Generation

We evaluate retrieval-augmented generation (RAG) systems by modeling query estimation as an attributed question-answering task (Bohnet et al., 2023). To compare with BRANCH, we utilize the pre-existing output (e.g. determining the conditional dependencies) of the GPT-4o pipeline. We create Retrieve-Then-Read systems by using the Google Search and Bing Search APIs as document retrievers for each individual query. GPT-4o is prompted to select relevant information from the documents to estimate the answer. If there is no information found, GPT-4o is instructed to estimate the query with historical data similar to the original estimation module. For both search APIs, we provide GPT-4o with 10, 20, 50, and 100 snippets of the relevant documents of a query. We also provide the model with the entire HTML text of the top-10 documents, and we use BM25 to rerank the 100 documents and provide the snippets of the top-10 re-ranked documents. We also evaluate the commercial retrieval-augmented generation API Perplexity-AI Search, which is an AI Search engine using both LLaMA-3.1-70B and LLaMA-3.1-405B. The results of the RAG systems are reported in Figure 3.

**Retrieval Augmented Generation systems do not sufficiently outperform BRANCH.** The best systems marginally improve performance, as Bing with BM25 ranking achieves a Spearman’s  $\rho$  of 0.816; Perplexity-AI-405B achieves a log error of 2.13; and Google using HTML text achieves 68.21% range accuracy. 66.67% of the RAG systems yield a lower performance in all metrics compared to BRANCH-GPT-4o. This is in stark contrast to AI agents using information retrieval to achieve state-of-the-art performances in benchmarks such as GAIA (Wang et al., 2024; Jiang et al., 2024; Fournay et al., 2024). We attribute these results to the niche queries created in BRANCH, as 71.30% of queries have no document evidence in the first 10 search-retrieved documents. To remedy this, we simplify all the generated queries and run RAG with 10 and 20 snippets from the Search APIs, finding that  $k$ -estimation performance is still worse than BRANCH, yielding 0.031 lower Spearman’s  $\rho$ . Documents also negatively affect RAG performance; for example, “the percentage of college students that are second-years” (25%) is wrongly influenced by one snippet describing a “90% first-year retention rate” at a particular university.

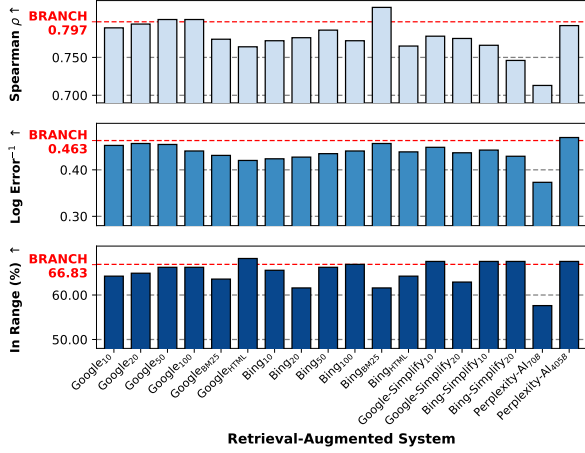


Figure 3.  $k$ -anonymity estimation with retrieval-augmented generation systems. BRANCH-GPT-4o is highlighted in red.

Overall, Perplexity-AI-405B is the best RAG system, improving range accuracy and log error while having a slightly lower Spearman’s  $\rho$  than BRANCH. The two models exhibit high agreement with a Spearman’s  $\rho$  of 0.925, and the percentage of overlapping data points where both models are in the range of  $k^*$  is 85.15%. Perplexity-AI-405B predicts a larger  $k$  than BRANCH for 66.89% of posts, producing a more even error distribution than BRANCH and underestimating and overestimating privacy risk 15.32% and 17.22% of the time, respectively.

## 7. $k$ -Anonymity Prediction Intervals

Because BRANCH produces  $k$  point-estimates by sampling responses<sup>2</sup>, we construct  $k$ -anonymity prediction intervals by **re-sampling** the entire pipeline  $n$  times. For each post, the mean  $\bar{k}_i$  and standard deviation  $\sigma_i$  is used for the prediction interval  $[\max\{1, \bar{k}_i - 2\sigma_i\}, \bar{k}_i + 2\sigma_i]$ . The lower bound of the interval is truncated as  $k$  cannot be lower than 1. We also use **self-consistency** to construct prediction intervals from only sampling the query estimation module. We obtain the mean  $\bar{p}_i$  and variance  $\sigma_i$  of each probability query and create the truncated lower and upper bounds:

$$p_{i-} = \begin{cases} \bar{p}_i - 2\sqrt{\sigma_i}, & \text{if } \bar{p}_i - 2\sqrt{\sigma_i} > 0, \\ \bar{p}_i, & \text{otherwise.} \end{cases}$$

$$p_{i+} = \min\{\bar{p}_i + 2\sqrt{\sigma_i}, 1\}$$

These probability terms are formulated to be within  $(0, 1]$  while not having  $p_{i-}$  equal to 0, which would result in  $k = 0$ . The population queries are similarly constructed, and the lower and upper bounds of all the queries for a post are combined to obtain the prediction interval  $[k_{i-}, k_{i+}]$ .

We run both methods 5 times on a subset of 31 user posts

<sup>2</sup>Running BRANCH-GPT-4o with a temperature of 0 decreases range metric performance by 5.41%.

Model Ranges	PICP ↑	Recall ↑	Precision ↑	Macro-F1 ↑	Size
Self-Consistency	60.81%	33.53%	29.99%	18.71%	3.73
Re-Sampling	91.89%	73.48%	33.63%	29.46%	9.90

Table 3. BRANCH Prediction Interval Results for **Re-sampling** the entire pipeline and using **Self-Consistency** on the query estimation module. The interval size is the log error between the maximum and minimum values of the prediction interval.

from the test set. We compare the prediction intervals against the gold standard predictions  $k^*$  for evaluation. Following (Sluijterman et al., 2024; Dewolf et al., 2022), we use Prediction Interval Coverage Probability (PICP) to evaluate the percentage of confidence intervals that contain  $k^*$ . Since each user post is annotated with  $i$  different orderings for  $k_i$ , we develop gold standard post intervals  $[\min\{k_1, \dots, k_i\}, \max\{k_1, \dots, k_i\}]$ . We treat the intervals as integer sets for classification and evaluate with Macro-F1, recall, and precision. True positives are integers in both the gold standard and prediction intervals; false positives are integers only in the prediction interval; and false negatives are integers only in the gold standard interval. We also evaluate the size of the prediction intervals with the log error of maximum and minimum values in the interval.

**Prediction intervals result in more accurate predictions of  $k$ .** As seen in Table 3, the percentage of prediction intervals of both methods that include the gold standard prediction  $k^*$  is above 60%. Re-sampling results in better performance than self-consistency, showing higher PICP and F1 at 91.89% and 29.46%, respectively. However, the prediction intervals for re-sampling are very large, yielding a log error of 9.90 compared to 3.73 for self-consistency intervals. Because re-sampling obtains model output for all modules in BRANCH, there is much more variance in the resulting  $\bar{k}$ . We also evaluate the mean value  $\bar{k}$  as point estimates compared to the gold standard  $k^*$  and find that re-sampling achieves a range accuracy of **74.32%** and log error of **1.94**, resulting in a drastic improvement in  $k$ -estimation performance. Comparatively, self-consistency matches BRANCH, producing a range metric of 66.22% and a log error of 2.22.

The size of prediction intervals from re-sampling cannot determine LLM uncertainty due to the population variation in the user posts. Instead, we utilize self-consistency to estimate BRANCH uncertainty for predicting  $k$ , similar to prior work for LLM uncertainty estimation (Yadkori et al., 2024; Lin et al., 2024). Since each user post is modeled as a joint probability distribution, we calculate the sum of the disclosure variances and convert the variance of populations into proportions as  $n'_i = \frac{n_i}{\max\{n_1, \dots, n_5\}}$  for the 5 samples of self-consistency. BRANCH uses chain rule decomposition, resulting in  $\text{Var}(B|A) = \sigma_{B|A}$ , so we use the law of total variance (Champ & Sills, 2024) to get  $\sigma_B = \mathbb{E}[\text{Var}(B|A)] + \text{Var}[\mathbb{E}[B|A]]$  with 3 runs of self-consistency. Prior work uses total variance to assess



Bayesian parameter estimates (Xuejun Yu & Klein, 2021), so we use a similar method by setting a threshold of over 0.15 total variance to indicate uncertainty. Measuring LLM uncertainty with self-consistency can signal when BRANCH incorrectly predicts  $k$ -anonymity, as only 51.72% of high variance posts are within an order of magnitude of the gold standard  $k^*$  compared to 75.56% for low variance posts.

## 8. Conclusion

We introduce a new probabilistic reasoning task for quantifying the privacy risk of online self-disclosures. We develop a dataset and build BRANCH, a new methodology using Bayesian Networks to estimate the  $k$ -anonymity of a user given a post and self-disclosures. BRANCH estimates a  $k$ -value within an acceptable range to a gold standard  $k^*$  66.89% of the time. We conduct ablation studies on our method, finding that Retrieval-Augmented Generation only marginally improves upon BRANCH and showing that standalone LLMs have strong statistical estimation capabilities. Finally, we utilize sampling to develop uncertainty metrics and prediction intervals, further increasing the accuracy of  $k$ -anonymity prediction. In short, our work contributes a new method for utilizing LLMs to protect user privacy online.

## Impact Statement

This research and data sharing plan were approved by the Institutional Review Board (IRB) at our institution. We take several measures to safeguard the personal information in our dataset. In accordance with IRB policy, we anonymized all of the user posts collected during the study by replacing all instances of personally identifiable information (PII), such as names and emails, with synthetic data. For both the collected user posts and synthetically generated posts, we perform a rigorous manual inspection to ensure that the synthetically generated PII in our dataset does not correspond to any real individual. For instance, we verify that no online search results can be found for a synthetically generated name. In our dataset, we explicitly collect a portion of user posts with self-disclosures from marginalized or vulnerable populations. We inspect our dataset to verify that the texts, titles, topics, and self-disclosures included in these posts contain no potential harm, such as hate speech or biases that may be perpetuated, that would impact these populations. All examples shown in the paper are either synthetically created by humans or by large language models and accurately reflect the real data. We hired in-house student annotators (\$18 per hour) over crowd workers for annotation. Every annotator was informed that their annotations were used to create a  $k$ -anonymity estimation dataset. To prevent misuse by the aforementioned threat models, we will not release our dataset of real user posts and fine-tuned models to the public. We will instead only share them upon request with

researchers who agree to adhere to the following ethical guidelines:

1. Use of the dataset is limited to research purposes only.
2. Redistribution of the models and dataset without the authors’ permission is prohibited.
3. Compliance with Reddit’s official policies is mandatory.

Additionally, posts that have been deleted by users will not be provided at the time of the data request. To request access to these resources, please email the authors.

The primary purpose of our model is to provide users with a supplementary tool to quantify the privacy risk associated with privacy-sensitive documents and online self-disclosures. In cases where the models incorrectly predict the privacy risk, these model failures do not pose an additional risk to user privacy. While the failure cases of the best-performing models tend towards overprotection as they estimate low  $k$ -values for a post, there are some instances where models will misclassify a document to have a lower privacy risk than in reality. Additionally, we have not analyzed whether the model itself may have biases in a user study. Future research should examine potential model biases and determine if failure cases unevenly affect certain demographic groups, especially marginalized or vulnerable populations, before these  $k$ -estimation models can be deployed to real users.

Overall, we believe there are many potential positive social benefits of our work. By developing tools to quantify the privacy risk of users for sensitive documents, we can inform users of potential cybersecurity risks and enable these users to make more informed decisions when sharing personal information online. As mentioned in the introduction, we envision this tool to serve as something akin to a password strength meter (Kelley et al., 2012) for indicating the privacy risks of online disclosures. Specifically, we envision this privacy risk quantification being utilized in a “Grammarly for Privacy”-like browser extension that helps users identify privacy-sensitive disclosures and quantify the overall risk of these disclosures, and that suggests user-acceptable rephrasings (Dou et al., 2024; Krsek et al., 2024) that preserve the semantic meaning of the original disclosure but are less privacy-sensitive — i.e. have higher predicted  $k$ -values.

## Acknowledgements

We would like to thank Joseph Thomas for his help in constructing the  $k$ -anonymity estimation dataset. We also thank Microsoft’s Azure Accelerate Foundation Models Research Program and NVIDIA’s Academic Grant Program for providing computational resources to support this work. This research is supported in part by the NSF under grant number

IIS-2052498 and SMA-2418946. Any opinions, findings, and conclusions or recommendations expressed in this material are those of the author(s) and do not necessarily reflect the views of the National Science Foundation.

## References

- Akiti, C., Squicciarini, A., and Rajtmajer, S. A semantics-based approach to disclosure classification in user-generated online content. In Cohn, T., He, Y., and Liu, Y. (eds.), *Findings of the Association for Computational Linguistics: EMNLP 2020*, pp. 3490–3499, Online, November 2020. Association for Computational Linguistics. doi: 10.18653/v1/2020.findings-emnlp.312. URL <https://aclanthology.org/2020.findings-emnlp.312/>.
- Anonymous. Causal order: The key to leveraging imperfect experts in causal inference. In *The Thirteenth International Conference on Learning Representations*, 2025. URL <https://openreview.net/forum?id=9juyeCqL0u>.
- Babakov, N., Reiter, E., and Bugarin, A. Scalability of bayesian network structure elicitation with large language models: a novel methodology and comparative analysis, 2024. URL <https://arxiv.org/abs/2407.09311>.
- Besta, M., Blach, N., Kubicek, A., Gerstenberger, R., Podstawski, M., Gianinazzi, L., Gajda, J., Lehmann, T., Niewiadomski, H., Nyczyk, P., and Hoeffer, T. Graph of thoughts: Solving elaborate problems with large language models. *Proceedings of the AAAI Conference on Artificial Intelligence*, 38(16):17682–17690, March 2024. ISSN 2159-5399. doi: 10.1609/aaai.v38i16.29720. URL <http://dx.doi.org/10.1609/aaai.v38i16.29720>.
- Bezzi, M. An information theoretic approach for privacy metrics. *Transactions on Data Privacy*, 3:199–215, 12 2010.
- Blose, T., Umar, P., Squicciarini, A. C., and Rajtmajer, S. M. Privacy in crisis: A study of self-disclosure during the coronavirus pandemic. *CoRR*, abs/2004.09717, 2020. URL <https://arxiv.org/abs/2004.09717>.
- Bohnet, B., Tran, V. Q., Verga, P., Aharoni, R., Andor, D., Soares, L. B., Ciaramita, M., Eisenstein, J., Ganchev, K., Herzig, J., Hui, K., Kwiatkowski, T., Ma, J., Ni, J., Saralegui, L. S., Schuster, T., Cohen, W. W., Collins, M., Das, D., Metzler, D., Petrov, S., and Webster, K. Attributed question answering: Evaluation and modeling for attributed large language models, 2023. URL <https://arxiv.org/abs/2212.08037>.
- Brier, G. W. Verification of Forecasts Expressed in Terms of Probability. *Monthly Weather Review*, 78(1):1, January 1950. doi: 10.1175/1520-0493(1950)078<0001:VOFEIT>2.0.CO;2.
- Buttice, M. K. and Highton, B. How does multilevel regression and poststratification perform with conventional national surveys? *Political Analysis*, 21(4):449–467, 2013. ISSN 10471987, 14764989. URL <http://www.jstor.org/stable/24572674>.
- Calanzone, D., Teso, S., and Vergari, A. Towards logically consistent language models via probabilistic reasoning, 2024. URL <https://arxiv.org/abs/2404.12843>.
- Carlini, N., Ippolito, D., Jagielski, M., Lee, K., Tramer, F., and Zhang, C. Quantifying memorization across neural language models, 2023. URL <https://arxiv.org/abs/2202.07646>.
- Champ, C. W. and Sills, A. V. The generalized laws of total variance and total covariance. In Wanduku, D., Zheng, S., Zhou, H., Chen, Z., Sills, A., and Agyingi, E. (eds.), *Applied Mathematical Analysis and Computations I*, pp. 243–254, Cham, 2024. Springer Nature Switzerland. ISBN 978-3-031-69706-7.
- Chen, W., Ma, X., Wang, X., and Cohen, W. W. Program of thoughts prompting: Disentangling computation from reasoning for numerical reasoning tasks, 2023. URL <https://arxiv.org/abs/2211.12588>.
- Courgeau, D. *From the Macro-Micro Opposition to Multilevel Analysis in Demography*, pp. 43–91. Springer Netherlands, Dordrecht, 2003. ISBN 978-1-4020-4675-9. doi: 10.1007/978-1-4020-4675-9\_3. URL [https://doi.org/10.1007/978-1-4020-4675-9\\_3](https://doi.org/10.1007/978-1-4020-4675-9_3).
- DeepSeek-AI, Guo, D., Yang, D., Zhang, H., Song, J., Zhang, R., Xu, R., Zhu, Q., Ma, S., Wang, P., Bi, X., Zhang, X., Yu, X., Wu, Y., Wu, Z. F., Gou, Z., Shao, Z., Li, Z., Gao, Z., Liu, A., Xue, B., et al. Deepseek-r1: Incentivizing reasoning capability in llms via reinforcement learning, 2025. URL <https://arxiv.org/abs/2501.12948>.
- Dewolf, N., Baets, B. D., and Waegeman, W. Valid prediction intervals for regression problems. *Artificial Intelligence Review*, 56(1):577–613, April 2022. ISSN 1573-7462. doi: 10.1007/s10462-022-10178-5. URL <http://dx.doi.org/10.1007/s10462-022-10178-5>.
- Dou, Y., Krsek, I., Naous, T., Kabra, A., Das, S., Ritter, A., and Xu, W. Reducing privacy risks in online self-disclosures with language models. In Ku, L.-W., Martins,

- A., and Srikumar, V. (eds.), *Proceedings of the 62nd Annual Meeting of the Association for Computational Linguistics (ACL)*, pp. 13732–13754, Bangkok, Thailand, August 2024. Association for Computational Linguistics. doi: 10.18653/v1/2024.acl-long.741. URL <https://aclanthology.org/2024.acl-long.741/>.
- Dubey, A., Jauhri, A., Pandey, A., Kadian, A., Al-Dahle, A., et al. The llama 3 herd of models, 2024. URL <https://arxiv.org/abs/2407.21783>.
- Feng, Y., Zhou, B., Lin, W., and Roth, D. Bird: A trustworthy bayesian inference framework for large language models, 2024. URL <https://arxiv.org/abs/2404.12494>.
- Fleiss, J. *Statistical methods for rates and proportions Rates and proportions*. Wiley, 1973.
- Fourney, A., Bansal, G., Mozannar, H., Tan, C., Salinas, E., Erkang, Zhu, Niedtner, F., Proebsting, G., Bassman, G., Gerrits, J., Alber, J., Chang, P., Loynd, R., West, R., Dibia, V., Awadallah, A., Kamar, E., Hosn, R., and Amershi, S. Magentic-one: A generalist multi-agent system for solving complex tasks, 2024. URL <https://arxiv.org/abs/2411.04468>.
- Gao, L., Madaan, A., Zhou, S., Alon, U., Liu, P., Yang, Y., Callan, J., and Neubig, G. Pal: Program-aided language models, 2023. URL <https://arxiv.org/abs/2211.10435>.
- Ghosh Chowdhury, A., Sawhney, R., Mathur, P., Mahata, D., and Ratn Shah, R. Speak up, fight back! detection of social media disclosures of sexual harassment. In Kar, S., Nadeem, F., Burdick, L., Durrett, G., and Han, N.-R. (eds.), *Proceedings of the 2019 Conference of the North American Chapter of the Association for Computational Linguistics: Student Research Workshop*, pp. 136–146, Minneapolis, Minnesota, June 2019. Association for Computational Linguistics. doi: 10.18653/v1/N19-3018. URL <https://aclanthology.org/N19-3018/>.
- Hendrycks, D., Burns, C., Basart, S., Zou, A., Mazeika, M., Song, D., and Steinhardt, J. Measuring massive multitask language understanding. In *International Conference on Learning Representations*, 2021. URL <https://openreview.net/forum?id=d7KBjmI3GmQ>.
- Hu, E. J., Shen, Y., Wallis, P., Allen-Zhu, Z., Li, Y., Wang, S., Wang, L., and Chen, W. Lora: Low-rank adaptation of large language models, 2021. URL <https://arxiv.org/abs/2106.09685>.
- Hu, Z., Zheng, T., and Huang, H. A bayesian approach to harnessing the power of llms in authorship attribution, 2024. URL <https://arxiv.org/abs/2410.21716>.
- Huang, J., Shao, H., and Chang, K. C.-C. Are large pre-trained language models leaking your personal information?, 2022. URL <https://arxiv.org/abs/2205.12628>.
- Jiang, X., Li, F., Zhao, H., Wang, J., Shao, J., Xu, S., Zhang, S., Chen, W., Tang, X., Chen, Y., Wu, M., Ma, W., Wang, M., and Chen, T. Long term memory: The foundation of ai self-evolution, 2024. URL <https://arxiv.org/abs/2410.15665>.
- Jin, Z., Chen, Y., Leeb, F., Gresele, L., Kamal, O., Lyu, Z., Blin, K., Adauro, F. G., Kleiman-Weiner, M., Sachan, M., and Schölkopf, B. Cladder: Assessing causal reasoning in language models, 2024. URL <https://arxiv.org/abs/2312.04350>.
- Joseph Bloom, C. T. and Chanin, D. Saelens. <https://github.com/jbloomAus/SAELens>, 2024.
- Kang, M. and Li, B.  $r^2$ -guard: Robust reasoning enabled llm guardrail via knowledge-enhanced logical reasoning, 2024. URL <https://arxiv.org/abs/2407.05557>.
- Karandikar, R. L. Opinion polls and statistics. *Calcutta Statistical Association Bulletin*, 49(1-2):123–132, 1999. doi: 10.1177/0008068319990113. URL <https://doi.org/10.1177/0008068319990113>.
- Kelley, P. G., Komanduri, S., Mazurek, M. L., Shay, R., Vidas, T., Bauer, L., Christin, N., Cranor, L. F., and Lopez, J. Guess again (and again and again): Measuring password strength by simulating password-cracking algorithms. In *2012 IEEE Symposium on Security and Privacy*, pp. 523–537, 2012. doi: 10.1109/SP.2012.38.
- Klein, A., Sarker, A., Rouhizadeh, M., O’Connor, K., and Gonzalez, G. Detecting personal medication intake in Twitter: An annotated corpus and baseline classification system. In Cohen, K. B., Demner-Fushman, D., Ananiadou, S., and Tsujii, J. (eds.), *BioNLP 2017*, pp. 136–142, Vancouver, Canada,, August 2017. Association for Computational Linguistics. doi: 10.18653/v1/W17-2316. URL <https://aclanthology.org/W17-2316/>.
- Krsek, I., Kabra, A., Dou, Y., Naous, T., Dabbish, L. A., Ritter, A., Xu, W., and Das, S. Measuring, modeling, and helping people account for privacy risks in online self-disclosures with ai, 2024. URL <https://arxiv.org/abs/2412.15047>.

- Lauderdale, B. E., Bailey, D., Blumenau, J., and Rivers, D. Model-based pre-election polling for national and sub-national outcomes in the us and uk. *International Journal of Forecasting*, 36(2):399–413, 2020. ISSN 0169-2070. doi: <https://doi.org/10.1016/j.ijforecast.2019.05.012>. URL <https://www.sciencedirect.com/science/article/pii/S016920701930189X>.
- Lee, J., Rajtmajer, S., Srivatsavaya, E., and Wilson, S. Online self-disclosure, social support, and user engagement during the covid-19 pandemic. *ACM Trans. Soc. Comput.*, 6(3-4):1–31, 2023. URL <https://doi.org/10.1145/3617654>.
- Lin, Z., Trivedi, S., and Sun, J. Generating with confidence: Uncertainty quantification for black-box large language models, 2024. URL <https://arxiv.org/abs/2305.19187>.
- Liu, Y., Ott, M., Goyal, N., Du, J., Joshi, M., Chen, D., Levy, O., Lewis, M., Zettlemoyer, L., and Stoyanov, V. Roberta: A robustly optimized bert pretraining approach, 2019. URL <https://arxiv.org/abs/1907.11692>.
- Liu, Y., Singh, A., Freeman, C. D., Co-Reyes, J. D., and Liu, P. J. Improving large language model fine-tuning for solving math problems, 2023. URL <https://arxiv.org/abs/2310.10047>.
- Loshchilov, I. and Hutter, F. Decoupled weight decay regularization, 2019. URL <https://arxiv.org/abs/1711.05101>.
- Lu, P., Bansal, H., Xia, T., Liu, J., Li, C., Hajishirzi, H., Cheng, H., Chang, K.-W., Galley, M., and Gao, J. Mathvista: Evaluating mathematical reasoning of foundation models in visual contexts. In *The Twelfth International Conference on Learning Representations*, 2024. URL <https://openreview.net/forum?id=KUNzEQMWU7>.
- Lukas, N., Salem, A., Sim, R., Tople, S., Wutschitz, L., and Zanella-Béguelin, S. Analyzing leakage of personally identifiable information in language models, 2023. URL <https://arxiv.org/abs/2302.00539>.
- Mialon, G., Fourrier, C., Swift, C., Wolf, T., LeCun, Y., and Scialom, T. GAIA: a benchmark for general ai assistants, 2023. URL <https://arxiv.org/abs/2311.12983>.
- Miresghallah, N., Antoniak, M., More, Y., Choi, Y., and Farnadi, G. Trust no bot: Discovering personal disclosures in human-LLM conversations in the wild. In *First Conference on Language Modeling*, 2024. URL <https://openreview.net/forum?id=tIpWtMYkzU>.
- Nafar, A., Venable, K. B., and Kordjamshidi, P. Probabilistic reasoning in generative large language models, 2024. URL <https://arxiv.org/abs/2402.09614>.
- OpenAI, :, Jaech, A., Kalai, A., Lerer, A., Richardson, A., El-Kishky, A., Low, A., Helyar, A., Madry, A., et al. Openai o1 system card, 2024a. URL <https://arxiv.org/abs/2412.16720>.
- OpenAI, Achiam, J., Adler, S., Agarwal, S., Ahmad, L., Akkaya, I., Aleman, F. L., Almeida, D., Altschmidt, J., Altman, S., et al. Gpt-4 technical report, 2024b. URL <https://arxiv.org/abs/2303.08774>.
- Ozturkler, B., Malkin, N., Wang, Z., and Jojic, N. Thinksum: Probabilistic reasoning over sets using large language models, 2023. URL <https://arxiv.org/abs/2210.01293>.
- Park, D. K., Gelman, A., and Bafumi, J. *11. State-Level Opinions from National Surveys: Poststratification Using Multilevel Logistic Regression*, pp. 209–228. Stanford University Press, Redwood City, 2006. ISBN 9780804767972. doi: doi:10.1515/9780804767972-015. URL <https://doi.org/10.1515/9780804767972-015>.
- Paruchuri, A., Garrison, J., Liao, S., Hernandez, J., Sunshine, J., Althoff, T., Liu, X., and McDuff, D. What are the odds? language models are capable of probabilistic reasoning, 2024. URL <https://arxiv.org/abs/2406.12830>.
- Pollock, J. L. *Probability and Proportions*, pp. 29–66. Springer Netherlands, Dordrecht, 1988. ISBN 978-94-009-3895-3. doi: 10.1007/978-94-009-3895-3\_2. URL [https://doi.org/10.1007/978-94-009-3895-3\\_2](https://doi.org/10.1007/978-94-009-3895-3_2).
- Ponomareva, N., Hazimeh, H., Kurakin, A., Xu, Z., Denison, C., McMahan, H. B., Vassilvitskii, S., Chien, S., and Thakurta, A. G. How to dp-fy ml: A practical guide to machine learning with differential privacy. *Journal of Artificial Intelligence Research*, 77:1113–1201, July 2023. ISSN 1076-9757. doi: 10.1613/jair.1.14649. URL <http://dx.doi.org/10.1613/jair.1.14649>.
- Raffel, C., Shazeer, N., Roberts, A., Lee, K., Narang, S., Matena, M., Zhou, Y., Li, W., and Liu, P. J. Exploring the limits of transfer learning with a unified text-to-text transformer, 2023. URL <https://arxiv.org/abs/1910.10683>.
- Scanagatta, M., Salmerón, A., and Stella, F. A survey on bayesian network structure learning from data. *Prog. in Artif. Intell.*, 8(4):425–439, December 2019. doi: 10.1007/s13748-019-00194-y. URL <https://doi.org/10.1007/s13748-019-00194-y>.



- Seber, G. A. *Statistical models for proportions and probabilities*. Springer, 2013.
- Shi, W., Cui, A., Li, E., Jia, R., and Yu, Z. Selective differential privacy for language modeling, 2022. URL <https://arxiv.org/abs/2108.12944>.
- Shostack, A. *Threat modeling: Designing for security*. John Wiley & Sons, 2014.
- Sluijterman, L., Cator, E., and Heskes, T. How to evaluate uncertainty estimates in machine learning for regression? *Neural Networks*, 173:106203, May 2024. ISSN 0893-6080. doi: 10.1016/j.neunet.2024.106203. URL <http://dx.doi.org/10.1016/j.neunet.2024.106203>.
- Staab, R., Vero, M., Balunovič, M., and Vechev, M. T. Beyond memorization: Violating privacy via inference with large language models. *ArXiv*, abs/2310.07298, 2023. URL <https://api.semanticscholar.org/CorpusID:263834989>.
- Sun, A. Y., Zemor, E., Saxena, A., Vaidyanathan, U., Lin, E., Lau, C., and Mugunthan, V. Does fine-tuning gpt-3 with the openai api leak personally-identifiable information?, 2024. URL <https://arxiv.org/abs/2307.16382>.
- Tonneau, M., Adjodah, D., Palotti, J., Grinberg, N., and Fraiberger, S. Multilingual detection of personal employment status on Twitter. In Muresan, S., Nakov, P., and Villavicencio, A. (eds.), *Proceedings of the 60th Annual Meeting of the Association for Computational Linguistics (Volume 1: Long Papers)*, pp. 6564–6587, Dublin, Ireland, May 2022. Association for Computational Linguistics. doi: 10.18653/v1/2022.acl-long.453. URL <https://aclanthology.org/2022.acl-long.453/>.
- Vacareanu, R., Negru, V.-A., Suciu, V., and Surdeanu, M. From words to numbers: Your large language model is secretly a capable regressor when given in-context examples, 2024. URL <https://arxiv.org/abs/2404.07544>.
- Wang, K., Ren, H., Zhou, A., Lu, Z., Luo, S., Shi, W., Zhang, R., Song, L., Zhan, M., and Li, H. Mathcoder: Seamless code integration in llms for enhanced mathematical reasoning. *arXiv preprint arXiv:2310.03731*, 2023.
- Wang, Y., Shen, T., Liu, L., and Xie, J. Sibyl: Simple yet effective agent framework for complex real-world reasoning, 2024. URL <https://arxiv.org/abs/2407.10718>.
- Wang, Z. CausalBench: A comprehensive benchmark for evaluating causal reasoning capabilities of large language models. In Wong, K.-F., Zhang, M., Xu, R., Li, J., Wei, Z., Gui, L., Liang, B., and Zhao, R. (eds.), *Proceedings of the 10th SIGHAN Workshop on Chinese Language Processing (SIGHAN-10)*, pp. 143–151, Bangkok, Thailand, August 2024. Association for Computational Linguistics. URL <https://aclanthology.org/2024.sighan-1.17/>.
- Wei, J., Wang, X., Schuurmans, D., Bosma, M., brian ichter, Xia, F., Chi, E. H., Le, Q. V., and Zhou, D. Chain of thought prompting elicits reasoning in large language models. In Oh, A. H., Agarwal, A., Belgrave, D., and Cho, K. (eds.), *Advances in Neural Information Processing Systems*, 2022. URL [https://openreview.net/forum?id=\\_VjQlMeSB\\_J](https://openreview.net/forum?id=_VjQlMeSB_J).
- Xuejun Yu, David J. Nott, M.-N. T. and Klein, N. Assessment and adjustment of approximate inference algorithms using the law of total variance. *Journal of Computational and Graphical Statistics*, 30(4):977–990, 2021. doi: 10.1080/10618600.2021.1880921. URL <https://doi.org/10.1080/10618600.2021.1880921>.
- Yadkori, Y. A., Kuzborskij, I., György, A., and Szepesvári, C. To believe or not to believe your llm, 2024. URL <https://arxiv.org/abs/2406.02543>.
- Yao, S., Yu, D., Zhao, J., Shafran, I., Griffiths, T. L., Cao, Y., and Narasimhan, K. Tree of thoughts: Deliberate problem solving with large language models, 2023. URL <https://arxiv.org/abs/2305.10601>.
- Yates, A., Cohan, A., and Goharian, N. Depression and self-harm risk assessment in online forums. In Palmer, M., Hwa, R., and Riedel, S. (eds.), *Proceedings of the 2017 Conference on Empirical Methods in Natural Language Processing*, pp. 2968–2978, Copenhagen, Denmark, September 2017. Association for Computational Linguistics. doi: 10.18653/v1/D17-1322. URL <https://aclanthology.org/D17-1322/>.
- Zhang, Z., Jia, M., Lee, H.-P. H., Yao, B., Das, S., Lerner, A., Wang, D., and Li, T. “it’s a fair game”, or is it? examining how users navigate disclosure risks and benefits when using llm-based conversational agents. In *Proceedings of the 2024 CHI Conference on Human Factors in Computing Systems*, CHI ’24, New York, NY, USA, 2024. Association for Computing Machinery. ISBN 9798400703300. doi: 10.1145/3613904.3642385. URL <https://doi.org/10.1145/3613904.3642385>.
- Zhuge, M., Wang, W., Kirsch, L., Faccio, F., Khizbullin, D., and Schmidhuber, J. Language agents as optimizable graphs, 2024. URL <https://arxiv.org/abs/2402.16823>.

## A. Synthetic Dataset

We will provide the synthetic posts and the annotation process for obtaining the  $k$ -anonymity value of the posts on a public GitHub repository. To construct the synthetic posts, we utilize the Reddit API to obtain natural posts on the subreddits `r/gatech`, `r/oakland`, `r/TwoXChromosomes`, `r/mentalhealth`, `r/cheyenne`, `r/chapmanuniversity`. Additionally, we used keyword searches to obtain mental health-related and women-related posts for more serious topics, such as "abortion", "birth control", "domestic violence", "depression", "suicide", and "bipolar disorder". 1000 posts were obtained from each subreddit, and the posts were manually filtered for posts that had at least 4 disclosures or other inferrable personal attributes.

We construct logically consistent user profiles by randomly sampling for personal attributes, such as age, gender, occupation, educational major, and personal experience. We use the natural posts as samples for user attribute distributions. For instance, an attribute distribution instance of age, gender, personal experiences, and mental health is created for a natural post containing only mentions of those disclosures. User profile distributions are randomly sampled, and the personal attributes are randomly modified. LLaMA-3.1-Instruct-8B is provided this user distribution and 3 natural posts as few shot examples. LLaMA-3.1-Instruct-8B is instructed to create a post that is consistent with the provided user profile. The posts are immediately inspected for personally identifiable information and manually removed if existing PII in the synthetic post is related to a real person, community, or website.

We finetune T5-large for informal style transfer for 10 epochs, 500 warmup steps, and a weight decay of 0.01. Due to the large size of Reddit posts, we use a batch size of 1. Training takes at most 3 hours. For inference, we use a higher temperature of 0.9, as we find that this temperature results in typos and inconsistencies in the text similar to those found naturally on Reddit. This temperature also resulted in a higher degree of informality that was natural on Reddit. In general, the percentage of words that were misspelled after using style transfer was 6%, which matched the spelling error rates on the subreddits that the synthetic posts were based on. In particular, we found that the subreddits `r/mental.health` and `r/TwoXChromosomes` were very formal, having a spelling error rate of 2%, as these subreddits were often forums where people were seeking serious advice or discussion, resulting in more formal text compared to other Reddit communities with a misspelling rate of 21%. We evaluate the fidelity of these posts by providing a sample of 100 synthetic posts and 100 real posts to in-house annotators. For synthetic posts, the in-house annotators have a classification accuracy of 52%, and 50 mislabeled posts are included in our dataset for  $k$ -estimation.

To improve the fidelity of the synthetic posts further, in-house annotators were given synthetic posts and explicitly instructed to modify the posts to seem more natural. Annotation for a single post took 20 to 30 minutes. Reddit posts obtained from the respective subreddits were also provided as reference posts for tone, content, and writing. The in-house annotators were instructed to write down changes and comments that indicated if a post seemed unnatural. Only 2% of our synthetic Reddit posts require drastic tuning of the text, as most of the edits made were made regarding the style and writing of the posts. In general, the common errors of LLaMA-3.1-Instruct-8B are as follows:

- **Too formulaic:** The posts, especially the endings, were composed in a very formulaic manner. In general, the posts were structured as a personal story, before ending with two to three questions and an expression of gratitude. Posts were manually edited to remove questions and develop different endings based on the reference posts.
- **Repetition:** Posts often exhibited an unnatural amount of repetition. For instance, if a post mentioned the phrase "I just feel like", or "I'm tired of" at least once, LLaMA-3.1-Instruct-8B would be inclined to repeat these phrases dozens of times in a post. This repetition was reduced significantly to be more concise and natural.
- **Common Expressions:** LLaMA-3.1-Instruct-8B often produced very common expressions from post to post. Examples include "Has anyone else experienced this?" and "I feel like I'm not really living" for depression issues are very common. Posts were edited to restructure these expressions.
- **Incongruity:** Posts were sometimes generated with logical errors, such as time inconsistencies, where a post would mention "today" but describe something that happened last week. Additionally, some posts were generated where the user would have conflicting personal attributes, such as being a first-year and a third-year in college. Other posts would have sentences with tones inconsistent with the remainder of the post, such as multiple question marks to indicate urgency in one specific question. Posts were reviewed to remove these logical and tonal inconsistencies.
- **Vagueness:** Some sentences were vague, resulting in unnatural text. Examples include the phrases "I feel like I'm just stuck in this rut" and "I'm thrown into this hamster wheel going nowhere." These phrases are removed or modified to add additional details relevant to the user.

- **Redundancy:** Synthetic posts often were redundant in the writing. That is, for a given topic in a user post, there would be certain sentences that would repeat the main idea, which was notably unnatural according to in-house annotators. For instance, for a post about someone being in a domestic violence situation, "I feel like I'm trapped in this cycle of abuse and I don't know how to escape" is redundant as their personal relationships were already mentioned earlier in the post. These redundant sentences were removed.
- **First-Person Perspective:** LLaMA-3.1-Instruct-8B often had issues with perspective in generating questions. For instance, unnatural questions like "Domestic violence survivors, how did you get out of it?" are generated in a post about someone suffering from domestic violence. This is much more unnatural than asking "How do I get out of this?" Questions are edited to be clearer and more grounded in the perspective of the user and the topic of the user post.

## B. K-Estimation Dataset

Metric	Train	Test	Dev
Number of Total Posts	100	66	14
Number of Orderings	216	151	35
Number of disclosures	905	573	135
Number of Subreddits	30	21	5
Average Length of Posts	795.41	705.85	905.36
Average Disclosures / Ordering	4.19	3.79	3.86
% of Posts in Shared Subreddits	49%	35%	0%

Table 4. Details about the Train, Test, and Development Splits of the  $k$ -anonymity dataset.

Table 4 shows the details of the train, test, and dev split of our  $k$ -estimation dataset. Table 5, Table 6, and Table 7 provide the subreddit post breakdown for the training set, development set, and test set, respectively. On average, annotating a single user post for two or more orderings takes 45 minutes to an hour to complete. As each post is annotated multiple times, the orderings result in different  $k$  values. These  $k$  values represent estimates at differing certainty levels, all of which are high. In-house annotators are all college-educated and fluent in English.

The subreddit name is often included as a disclosure (e.g. r/twoxchromosomes for gender or r/cheyenne for location). Annotators are additionally instructed to annotate for the reliability of the ground truth source. For instance, reliable ground truth sources come from educational institutions or census databases, while informal surveys are labeled as unreliable. For each query, annotators also utilize ChatGPT (OpenAI et al., 2024b) to obtain a prediction value for each query. Annotators record ChatGPT's response and the reliability and annotator confidence of the prediction

Subreddit	# of Posts
r/mentalhealth	12
r/TwoXChromosomes	12
r/gatech	11
r/chapmanuniversity	10
r/Cheyenne	8
r/oakland	6
r/manchester	4
r/roswell	3
r/eaclaure	3
r/oaklanduniversity	3
r/durham	2
r/jacksonville	2
r/kansascity	2
r/NYCApartments	2
r/duke	2
r/smithcollege	2
r/udub	2
r/uchicago	2
r/atlanta	1
r/southampton	1
r/bostoncollege	1
r/emersoncollege	1
r/gvsu	1
r/asktransgender	1
r/breastfeeding	1
r/EntrepreneurRideAlong	1
r/MeetNewPeopleHere	1
r/motorcycle	1
r/PhR4Friends	1
r/relationship_advice	1
Total	100

Table 5. Subreddit post breakdown for the training set.

compared to the ground truth value. If ChatGPT does not return a source, an alternate Google source is used to create a prediction. Finally, disclosure queries are labeled based on the availability of ground truths. If there is either a reliable or unreliable ground truth for a disclosure and associated query, the query is labeled as feasible. If there is no ground truth, but the disclosure is vital to highlight or estimate (e.g. having two knee injuries) for privacy risk, the query is labeled as important. If there is no ground truth and the disclosure is relatively unimportant (e.g. feeling sad), the query is labeled as infeasible.

## C. BRANCH

The disclosures are ordered based on broadest to most specific and causality (i.e. disclosures that are valid subgroups of other disclosures are ordered last). For instance, an age disclosure is ordered before a health disclosure as age is a determining factor for several health conditions. Additionally, the disclosures are ordered based on how much the conditional distribution changes from the joint probability. For instance, the probability  $P(\text{male, hip injury} \mid 24, \text{Atlanta})$  is wildly different from the joint distribution  $P(24, \text{male, hip injury} \mid \text{Atlanta})$ , as it is unlikely for a 24-year-old to have a hip injury compared to older ages. Comparatively,  $P(24, \text{hip injury} \mid \text{Atlanta, male})$  is much more similar to the joint distribution as the gender distribution of hip injuries is much more uniform, so gender occurs before

age in the probability ordering.

Subreddit	# of Posts
r/Salem	6
r/chicago	3
r/oxforduni	2
r/relationship_advice	2
r/antiwork	1
Total	14

Table 6. Subreddit post breakdown for the dev set.

Subreddit	# of Posts
r/Cheyenne	5
r/gatech	5
r/chicago	5
r/ucla	5
r/Salem	5
r/BostonU	5
r/hoodriver	5
r/mit	5
r/twoxchromosomes	5
r/mentalhealth	5
r/oakland	3
r/oxforduni	2
r/venting	2
r/MeetPeople	2
r/antiwork	1
r/CPTSD	1
r/dating_advice	1
r/Mounjaro_ForType2	1
r/personalfinance	1
r/SpicyAutism	1
r/SuicideWatch	1
Total	66

Table 7. Subreddit post breakdown for the test set.

For finetuning BRANCH, we train Llama-3.1-Instruct-8B with LoRA on 4 A40 GPUs for 10 epochs, with a total batch size of 16, which takes at most 6 hours per run. We use a learning rate of  $3e-4$  and AdamW (Loshchilov & Hutter, 2019) as the optimizer with a weight decay of 0.01. We use a cosine learning rate schedule with a warmup ratio of 0.03, and for LoRA hyperparameters, we set rank=8, alpha=32, and dropout=0.05. We update the embedding layer during fine-tuning as well. Overall, we finetune 5 modules of BRANCH: selecting disclosures, ordering disclosures, determining conditional dependencies, query generation, and query estimation. The query generation method is finetuned to optionally produce subqueries, and we do not train a query simplification module for this finetuned variant. The query answers are recomposed with a Python interpreter.

We perform an in-depth analysis of why LLaMA-3.1-Instruct-70B is worse than GPT-4o for BRANCH. We find that the outputs of each module in BRANCH, the prompts we provide are involved, often requiring multiple points for output, such as providing the mathematical equation and a search query in the query generation module. As such, we find that LLaMA-3.1-Instruct cannot multitask as well as GPT-4o. Because of this analysis, we modify the BRANCH pipeline accordingly:

- The select disclosures module output is checked to ensure that the included disclosures are only for disclosures provided in the prompt to prevent hallucinations.
- The query generation module is repeatedly run until a query is generated with the words “percent”, “population”, or “number”.
- The answer estimation module output is checked to ensure that the answers are greater than 1 for population queries and less than 1 for percentage queries.
- Models are not prompted to generate subqueries for discrete cases involving addition, as LLaMA-3.1-70B-Instruct often generates subqueries that sum up to be greater than 1.

## D. Metrics

We experiment with using Percentage error to evaluate model predictions compared to gold standards and find that percentage error is much more susceptible to the influence of outliers compared to log error. For instance, the percentage error of  $k^* = 2$  and  $\hat{k} = 100$  is 4900%. We additionally find that percentage error is inaccurate and does not agree with the other metrics for evaluating systems, as it evaluates GPT-4o Chain of Thought to have an average percentage error of 113157%. By comparison, the LLaMA-3.1-Instruct-70B Chain of Thought yields an average percentage error of 26208%, roughly 5 times better than GPT-4o, even though the model is worse in every other metric. Additionally, percentage error is not as interpretable for  $k$ -anonymity, especially for low  $k^*$  values. For  $k^* = 2$  and  $\hat{k} = 100$ , the log error is 5.64, indicating that the model is 5.64 bits off from the gold standard  $k^*$ . Privacy is evaluated by humans on a logarithmic scale, so log error, which represents the average residuals between the model predicted  $\hat{k}$  and the gold standard  $k^*$ , is more interpretable for humans.

## E. Experimental Details

We also test linear regression models for predicting  $k$ -anonymity. We obtain LLaMA-3.1-8B (Dubey et al., 2024) dense vector embeddings, which are then optionally embedded with sparse auto-encoders (Joseph Bloom & Chanin, 2024). We use the dense or sparse vector to predict  $k$  by fitting a linear regression model.

For o1-preview and DeepSeek R1, we experiment with regular few-shot prompting, zero-shot prompting, and program-of-thought prompting on 30 samples. We find that all of these variants result in lower performance across all three metrics compared to chain-of-thought prompting. For the finetuned baseline models, LLaMA-3.1-Instruct-8B is finetuned with the same parameters as BRANCH. Specifically, we use LoRA with 4 A40 GPUs for 5 epochs and a total



Probabilistic Reasoning with Large Language Models for  $k$ -anonymity Estimation

Model	Spearman's $\rho \uparrow (\Delta)$	log error $\downarrow (\Delta)$	within range $\uparrow (\Delta)$	% outside	% under
LLaMA-3.1-8B Dense Linear	-0.061 (-0.715)	11.26 (+8.22)	9.27% (-47.02%)	90.73%	45.70%
LLaMA-3.1-8B Sparse Linear	0.025 (-0.629)	9.07 (+6.03)	8.61% (-47.68%)	91.39%	31.11%
LLaMA-3.3-Instruct 70B Few Shot	0.227 (-0.427)	4.66 (+1.62)	34.44% (-21.85%)	65.56%	15.89%
LLaMA-3.3-Instruct 70B PoT	0.411 (-0.243)	3.97 (+0.93)	41.72% (-14.57%)	58.28%	23.84%
LLaMA-3.3-Instruct 70B CoT	0.374 (-0.290)	4.12 (+1.08)	44.37% (-11.92%)	55.63%	20.53%
GPT-4o CoT Post Only	0.664 (+0.010)	3.27 (+0.23)	49.67% (-6.62%)	50.33%	33.77%
BRANCH LLaMA-3.1-Instruct-8B-Finetuned End-to-End	0.562 (-0.092)	3.49 (+0.45)	47.68% (-8.61%)	51.65%	21.19%
BRANCH LLaMA-3.3-Instruct-70B Few Shot	0.668 (+0.014)	3.34 (+0.30)	49.67% (-6.62%)	50.33%	23.18%

Table 8. Performance of additional methods on the  $k$ -anonymity estimation task.  $\Delta$  is comparison to GPT-4o chain-of-thought. % **over** or % **under** refers to the percentage of data points that models over- or under-estimate the privacy risk by half a magnitude, respectively.

batch size of 16. Finetuning takes at most 4 hours. We use a learning rate of  $3e-4$  and AdamW (Loshchilov & Hutter, 2019) as the optimizer with a weight decay of 0.01. We use a cosine learning rate schedule with a warmup ratio of 0.03, and the LoRA hyperparameters are the same as in finetuning BRANCH. The embedding layer is also updated. For finetuning the RoBERTa and LLaMA-3.1-Instruct-8B baseline models, we train models to classify the base 10 bin values ( $10^{\lceil \log_{10}(k) \rceil}$ ) as the  $k$ -number for a given user post and disclosures. We also test regression models instead of classifying with base-10 bins and find that in practice, LLaMA-3.1-8B and RoBERTa-large perform much more poorly in the regression setting than in the classification setting. We attribute this performance decrease to the limited amount of data that we have for training. Additionally, due to the large range of possible  $k$ -values, performance is much more difficult when requiring the model to predict millions of potential  $k$ -values compared to the closest base-10 bin.

We test LLaMA-3.3-70B Instruct for all 3 prompting baselines and for a prompting variant of BRANCH. We also test an End-to-End reasoning model of BRANCH, similar to o1-preview. Using the human process for annotating models, we finetune LLaMA-3.1-8B-Instruct with LoRA to produce the individual chain-of-thought steps of selecting and ordering disclosures, determining the conditional independence assumptions, generating a textual query, estimating the answers to the queries, and recombining the answers to produce a final  $k$  value. This model setup mimics the thought process of humans, as well as textual output from o1-preview.

## F. Results

Table 8 provides the results for the additional model setups on our  $k$ -anonymity estimation task. For the additional baselines, we find that linear classifiers perform poorly with an average Spearman's  $\rho$  of -0.018, log error of 10.17, and range metric of 8.94%, indicating that a linear relationship between disclosures and privacy risk does not exist. For LLaMA-3.3-70B Instruct, we find that model performance is on par with LLaMA-3.1-Instruct-70B for both the prompt-

ing variants and the BRANCH model and performs worse than GPT-4o. The comparable performance of LLaMA-3.3 with LLaMA-3.1 indicates that our  $k$ -estimation task is difficult across models of similar architectures and new training data from recent text and multilingual data does not yield better probabilistic reasoning capabilities. We also evaluate the disclosure detection capabilities of models by not providing the gold standard labeled disclosures. When prompting GPT-4o chain-of-thought without the list of disclosures, performance drops significantly, with GPT-4o achieving a log error of 3.27 and only being within an acceptable range from the gold standard 49.67% of the time, indicating the importance of disclosure spans for  $k$ -estimation.

The BRANCH end-to-end finetuned model only yields a Spearman's  $\rho$  of 0.562, a log error of 3.49, and a range metric of 47.68%, producing a lower performance compared to BRANCH LLaMA-3.1-Instruct 70B with few shot prompting. We attribute this poor performance to the complexity of the task. Given the number of steps, LLaMA-3.1-8B-Instruct is incapable of producing the Branch process end-to-end, resulting in lower performances compared to BRANCH pipeline variants. Additionally, due to having only 216 training points, there is not enough training data for LLaMA-3.1-8B to learn the BRANCH process end-to-end.

Table 9 provides a detailed breakdown of the errors of the models for  $k$ -anonymity estimation. The log error magnitude for all of the overestimation and underestimation errors are reported separately for each model. Table 10 presents the range metric with the hyperparameters  $a = 2$  and  $a = 10$ . For  $a = 2$ , we find that the BRANCH accuracy drops to 38%. For  $a = 10$ , even GPT-4o baseline models achieve an accuracy of above 65%. Regardless of the hyperparameters, the relative performance between models remains consistent.

To further investigate the  $\hat{k}$  predictions, we follow the same methodology as in section 4.1. We provide the average human percentage error of the ground truth validation experiment and determine when BRANCH-GPT-4o model predictions fall in a relatively acceptable error similar to this human percentage error. We find that 33% of predictions are within acceptable margin of error of percentage of less

Model	% overestimate	% underestimate
LLaMA-3.1-8B Dense Linear	45.03% (9.39)	45.70% (10.72)
LLaMA-3.1-8B Sparse Linear	60.26% (10.40)	31.11% (14.18)
RoBERTa-large Finetuned	31.79% (5.67)	31.12% (6.00)
LLaMA-3.1-Instruct-8B Few Shot	27.81% (6.95)	52.32% (8.67)
LLaMA-3.1-Instruct-8B Finetuned	11.92% (4.73)	42.38% (5.76)
LLaMA-3.1-Instruct-70B Few Shot	56.95% (7.05)	12.58% (3.62)
LLaMA-3.1-Instruct-70B PoT	45.03% (5.88)	17.88% (4.42)
LLaMA-3.1-Instruct-70B CoT	37.75% (6.81)	18.54% (4.73)
LLaMA-3.3-Instruct-70B Few Shot	34.44% (7.18)	23.84% (4.30)
LLaMA-3.3-Instruct-70B PoT	34.44% (6.54)	23.84% (5.17)
LLaMA-3.3-Instruct-70B CoT	35.10% (6.87)	20.53% (5.90)
GPT-4o-mini (08-06) CoT	9.93% (4.16)	46.36% (6.01)
GPT-4o (08-06) Few Shot	29.80% (5.73)	27.15% (4.89)
GPT-4o (08-06) PoT	11.92% (5.33)	32.45% (5.79)
GPT-4o (08-06) CoT	10.60% (4.86)	33.11% (5.95)
GPT-4o (08-06) CoT Post Only	16.56% (5.31)	33.77% (5.70)
o1-preview CoT	35.76% (4.87)	7.28% (5.58)
DeepSeek R1 CoT	27.81% (4.89)	16.56% (4.47)
o3-mini CoT	14.57% (4.58)	20.53% (5.10)
BRANCH Finetuned End-to-End	30.46% (6.27)	21.19% (4.82)
BRANCH LLaMA-3.1-70B Few Shot	30.46% (5.81)	21.19% (5.60)
BRANCH LLaMA-3.3-70B Few Shot	27.15% (6.21)	23.18% (4.94)
BRANCH LLaMA-3.1-7B-Finetuned	14.57% (5.87)	29.80% (5.21)
BRANCH GPT-4o (08-06) Few Shot	23.18% (4.38)	9.93% (5.41)

Table 9. Detailed error breakdown of models on our dataset. The log error of overestimations and underestimations of privacy risks are shown in parentheses.

than 50%, and 25.16% of predictions are within a margin of error of less than 30%. Similarly, when evaluating log error, we find that 23.18% of predictions have a log error equal to or lower than the human average log error of predictions. Thus, while BRANCH-GPT-4o is promising in its results, there is still a large gap between AI and human performance. Furthermore, every other model tested was even worse than BRANCH-GPT-4o, as most models have large amounts of outliers with high log and percentage errors.

We also evaluate the doubly annotated user posts with the  $k$ -anonymity metrics as a theoretical human upper bound of performance. We use one of the author’s annotations as the gold standard and treat the other in-house annotator as the predictions. We find that human agreement achieves a Spearman’s  $\rho$  of 0.916, log error of 1.57, and range metric of 78.79%, indicating that  $k$ -anonymity prediction models are still significantly short of human annotators.

## G. Further Ablation Studies

We evaluate the answerable module of BRANCH. Using the 151 orderings in the test set, we obtain the human-selected disclosures with existing ground truths as the gold standard labels. We calculate the macro-F1 of both GPT-4o and LLaMA-3.1-70B for selecting answerable disclosures. GPT-4o achieves a macro-F1 of 0.897, whereas LLaMA-3.1-70B achieves a macro-F1 of 0.855, indicating GPT-4o shows higher agreement on selecting disclosures that humans deem as answerable with online statistics. Additionally, for BRANCH GPT-4o, we find that the recall of selecting answerable disclosures is 0.920, which is slightly higher than the precision of 0.901. We note that GPT-4o often overestimates which disclosures are answerable, increasing

Model	a = 2	a = 5	a = 10
LLaMA-3.1-8B Dense Linear	3.97%	9.27%	11.26%
LLaMA-3.1-8B Sparse Linear	6.62%	8.61%	13.91%
RoBERTa-large Finetuned	17.22%	37.09%	50.33%
LLaMA-3.1-Instruct-8B Few Shot	11.26%	19.87%	29.80%
LLaMA-3.1-Instruct-8B Finetuned	23.84%	45.70%	55.63%
LLaMA-3.1-Instruct-70B Few Shot	9.93%	30.46%	41.72%
LLaMA-3.1-Instruct-70B PoT	19.87%	37.09%	51.66%
LLaMA-3.1-Instruct-70B CoT	21.19%	43.71%	56.95%
LLaMA-3.3-Instruct-70B Few Shot	13.25%	34.44%	41.72%
LLaMA-3.3-Instruct-70B PoT	16.56%	41.72%	54.97%
LLaMA-3.3-Instruct-70B CoT	21.19%	44.37%	57.62%
GPT-4o-mini (08-06) CoT	27.15%	43.71%	56.95%
GPT-4o (08-06) Few Shot	17.88%	43.05%	56.95%
GPT-4o (08-06) PoT	29.80%	55.63%	64.90%
GPT-4o (08-06) CoT	29.80%	56.29%	68.21%
GPT-4o (08-06) CoT Post Only	30.46%	49.67%	64.24%
o1-preview CoT	31.13%	56.95%	66.89%
DeepSeek R1 CoT	28.48%	55.63%	67.55%
o3-mini CoT	33.77%	64.90%	72.85%
BRANCH Finetuned End-to-End	25.83%	47.68%	62.25%
BRANCH LLaMA-3.1-70B Few Shot	25.83%	48.32%	56.95%
BRANCH LLaMA-3.3-70B Few Shot	22.52%	49.67%	58.94%
BRANCH LLaMA-3.1-7B-Finetuned	26.49%	54.97%	68.87%
BRANCH GPT-4o (08-06) Few Shot	38.41%	66.89%	78.81%
Human Agreement (10% of posts)	51.43%	78.79%	85.71%

Table 10. Comparison of different  $a$  hyperparameter values for the range metric across all the models tested on our dataset.

Model	% Correct
GPT-4o CoT	45.78%
o1-preview CoT	54.22%
DeepSeek-R1 CoT	45.78%
o3-mini CoT	61.45%
BRANCH-GPT-4o CoT	<b>67.47%</b>

Table 11. Percentage of model predictions that are within the acceptable range of  $k^*$  for user posts with 4 or more self-disclosures. BRANCH is the best performing model for complex user posts, indicating the strength of the explicit probability modeling pipeline.

the recall over precision. In fact, GPT-4o has higher recall than precision in 80.13% of the orderings.

We analyze the impact of the optional modules of BRANCH GPT-4o. 12.5% of queries are broken down into subqueries, which primarily consist of age range queries, which estimate the percentage of people that are in a certain range and divided by the size of the range. We use BRANCH without the subquery breakdown and find that performance drops, resulting in 0.772 Spearman’s  $\rho$ , 2.44 log error, and 60.93% range metric, indicating that the subquery does result in easier query estimation. We note that the BRANCH still outperforms all of the baseline models, even without this optional node. For the simplification module, we find that only 4.64% of GPT-4o answers are classified as incorrect and are simplified. Because the percentage of queries that are simplified is less than 5%, we do not conduct an ablation experiment running BRANCH without this optional branch.

## H. Comparing Chain-of-Thought to BRANCH

Table 11 shows the performance of BRANCH and the reasoning models on difficult posts with 4 or more self-disclosures. We mainly utilize the range accuracy metric to determine

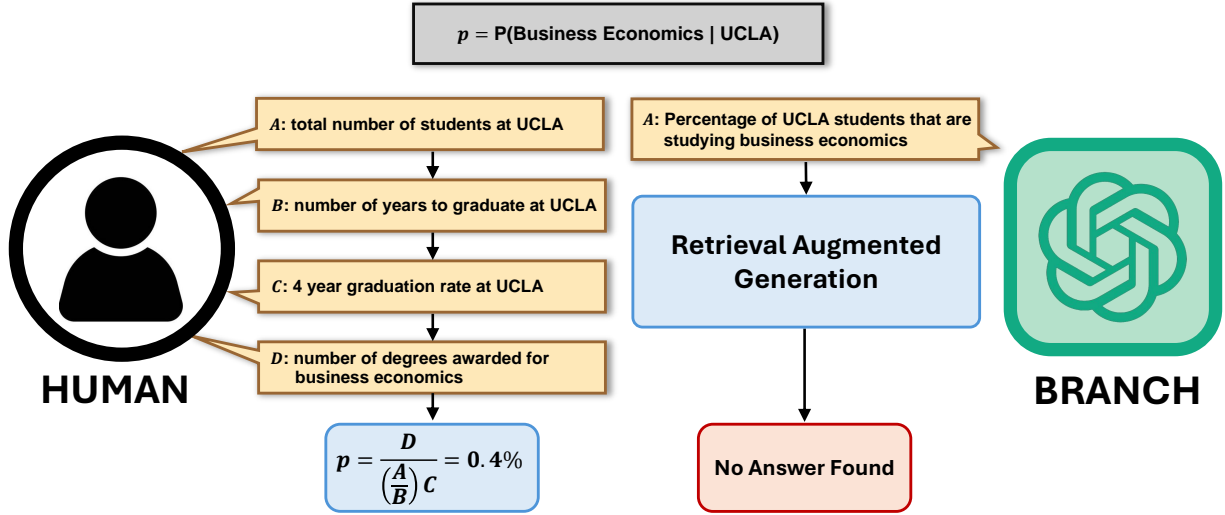


Figure 4. Example of query and the information retrieval process between RAG systems and humans. Retrieval Augmented Generation systems often fail to find evidence for a generated query in BRANCH. Information retrieval is also difficult for humans, as ground truths for probabilities are often found through multiple steps that break down disclosures into multiple search queries.

when the model is correct or not and compare the individual predictions between both methodologies. The best performing baseline model is o3-mini CoT, but BRANCH-GPT-4o is still better in these these complex posts.

We further conduct a comparison between BRANCH-GPT-4o and GPT-4o-CoT. 55.45% of the correct predictions in BRANCH-GPT-4o are user posts with 4 or more disclosures. In comparison, we find that 44.71% of the correct predictions in GPT-4o-CoT have 4 or more self-disclosures. This is reflected in the log error as well, as 52.81% of predictions with a log error lower than 2 are  $k$ -values for 4 or more self-disclosures in BRANCH-GPT-4o, while 46.75% of predictions with a log error lower than 2 in GPT-4o-CoT are for user posts with 4 or more self-disclosures. For posts where BRANCH-GPT-4o correctly predicts  $k$  to be within the acceptable range but GPT-4o-CoT does not, the average number of disclosures in these posts is 4.26, and 73.68% of these user posts have 4 or more self-disclosures. By comparison, for user posts where GPT-4o-CoT correctly predicts  $k$  to be within the acceptable range but BRANCH-GPT-4o does not, the average number of disclosures in these posts is 3.77, and only 45.45% of these posts have 4 or more self-disclosures. Thus, we find that BRANCH consistently improves upon Chain-of-Thought for user posts with more self-disclosures, as the explicit pipeline and Bayesian network modeling enables from BRANCH enables GPT-4o to handle more complex and difficult user posts.

## I. Retrieval Augmented Generation

On average, 60.74% of user posts with incorrect BRANCH predictions are also incorrect with RAG because BRANCH often produces niche queries. We prompt GPT-4o to deter-

mine if there is evidence for a query in the first 10 search-retrieved documents and find that 71.30% of queries result in no document evidence. Figure 4 shows an example failure case of Retrieval Augmented Generation. This information retrieval step is hard even for humans, requiring multiple information retrieval steps to adequately calculate a ground truth for a probability. Retrieval Augmented Generation sometimes hinders statistical estimation, such as the aforementioned statistic of the percentage of students at university who are in their second year. In another example, one snippet had the statistic that 1.3% of women experienced domestic violence in the past year (based on a 2000 report), which resulted in the percentage of women in the United States that have experienced domestic violence to be estimated as 1.3%. In reality, this metric is much higher, ranging between 25 and 30%. Retrieval Augmented Generation also results in incorrect query formats, as it will mix up percentage and population queries because the provided snippets may only provide available percentages for a population query and only provide numbers for a percentage query, resulting in lower information-following capabilities.

We inspect the best-performing RAG systems to determine why some models excel in one metric over the other. We find that Google Search with HTML text has fewer outliers overall but more outliers of large magnitude, as the largest magnitude of log error in the system is 20.15 compared to 10.88 for BRANCH. Similarly, Bing with BM25 has fewer non-outlier data points within the acceptable range but better rank correlation.

In our analyses, we find that Perplexity-AI-405B is more evenly distributed in error types than BRANCH-GPT-4o. In fact, for the data points where BRANCH is not within the

acceptable range of the gold standard  $k^*$  but Perplexity-AI-405B is, 83.33% of the time the commercial RAG system is resolving an overestimation of privacy risk by predicting a larger  $\hat{k}$ . For data points where BRANCH is within the acceptable range of the gold standard  $k^*$  but Perplexity-AI-405B is not, 60.00% of these examples are cases where Perplexity-AI-405B underestimates the privacy by predicting a larger  $\hat{k}$  than the gold standard.

We create information retrieval baselines that assume all disclosures to be independent, resulting in simple queries with answers that can be searched with Google and Bing Search APIs. These baselines are the worst-performing systems, on average resulting in 0.655 Spearman’s  $\rho$ , 3.44 log error, and 45.70% range accuracy, demonstrating that simple retrieval systems cannot predict the  $k$ -anonymity of users, as the conditional dependencies of disclosures that result in niche queries are vital for  $k$ -estimation performance. In Figure 4 in the Appendix, we demonstrate that this information retrieval to answer queries is also difficult for humans, often requiring multiple steps to obtain a ground truth value.

## J. Prompts

We provide the few-shot prompts utilized for BRANCH, the baseline models, the synthetic generation of Reddit posts, and the rephrasing of Reddit text into LLaMA-3.1-Instruct text for training data for T5-style transfer below. For the baseline models, we use the same prompt for Few-Shot, Program of Thought, and Chain of Thought prompting but vary the reasoning steps used in the provided examples.



### Disclosure Selection Prompt

**Task:** Determine the set of disclosures that are able to be estimated online.

**Self-Disclosure:** The act of intentionally sharing personal information about oneself with another person. This information is something that others generally wouldn't know without it being shared. Examples include static personal attributes such as name, age, and gender, or events an individual engages in over time, like health and education.

**Instructions:**

1. Carefully review the post, the list of disclosure spans and their categories.
2. Refer to the subreddit name for potential information that can help search the query.
3. The subreddit name is also sometimes a disclosure, as it may indicate a location or personal attribute, such as gender. Include the subreddit as a disclosure if it is a location subreddit and it is not mentioned in **ANY** disclosure spans. Or, if the subreddit indicates a personal attribute and does not contradict with the post, include this as a valid, searchable disclosure span. A contradiction would be if the reddit user mentions explicitly another location or alternative personal attribute that goes against the norm of the subreddit.
4. Reflect deeply and thoroughly on **ALL** of the individual disclosure spans, and write down the specific/key **IMPLICATIONS** in a list format consistent with the post.
5. Determine which disclosure spans are able to be estimated using trustworthy online statistics and data. Examples of trustworthy surveys are surveys conducted by an official government body, university student organization, or university body. Other surveys that are trustworthy include disclosures about demographics, religion, relationships, sexual harassment, abortion, reproductive health, and mental health/psychology.
6. Include disclosures that mention **OTHER PEOPLE**. Include disclosures about locations that users **FREQUENT**, such as stores, coffee shops, etc.
7. If the listed implications can be estimated instead of the exact disclosure span itself, then include these disclosure spans. Include these disclosure spans if the implications are in these categories.
8. Present this list in `<list></list>` tags. EACH **Self-Disclosure** is surrounded by `<answer></answer>` tags, and the corresponding **DISCLOSURE CATEGORY** is surrounded by `<type></type>` tags.
9. If a user is planning on doing something, consider the disclosure to be valid as if the user is doing it. That is, include self-disclosure spans that have a degree of uncertainty.
10. **DO NOT** select duplicate disclosures. That is, if two disclosure spans convey the same information but are written slightly differently, **DO NOT** include both disclosures.
11. **DO NOT** change the text of the disclosure spans. Return the disclosure spans **EXACTLY AS IS**.

`<examples>`

**Reddit Post:** {reddit\_post}  
**disclosure Span:** {self\_disclosure\_list}  
**Subreddit:** {subreddit}

**Answer:**

### Probability Ordering Prompt

**Task:** Select the orderings of disclosures to estimate sequentially, using the conditional rule of probability.

**Self-Disclosure:** The act of intentionally sharing personal information about oneself with another person. This information is something that others generally wouldn't know without it being shared. Examples include static personal attributes such as name, age, and gender, or events an individual engages in over time, like health and education.

**Instructions:**

1. Carefully review the Reddit post, the list of disclosure spans, and their categories.
2. Refer to the subreddit name for potential information that can help search the query.
3. Reflect deeply and thoroughly on **ALL** of the individual disclosure spans, and write down the potential ways to estimate each disclosure span using online data and statistics in a list format.
4. Based on your listed implications, determine an ordering to estimate the potential queries as a joint probability. That is, given self disclosures as random variables (e.g. A = 24 years old), determine an ordering A, B, C, D, such that the joint probability can easily be decomposed into conditional probabilities  $P(A) * P(B | A) * P(C | B, A) * P(D | C, B, A)$
5. Some guidelines for selecting the ordering are to select the disclosures that are the broadest/least specific first. For example, being a certain race or being employed is broader than disclosures about your education level or working at a specific company.
6. Select **LOCATION** disclosures first, specifically disclosures that are locations of residence first, including locations that people are moving. Locations include cities, states, countries, **universities**, or general institutions.

7. If the subreddit is an included location disclosure, select the disclosure that includes the location name **\*\*FIRST\*\*** over other location disclosures. If there are no other mentions of location disclosures, select the subreddit name as the disclosure **\*\*FIRST\*\***. If a disclosure has the name of the subreddit within the text, **\*\*DO NOT\*\*** add a new disclosure span for the subreddit name.
8. Select disclosures that are personal attributes revolving around **\*\*ONLY\*\*** the user **\*\*FIRST\*\***, such as **\*\*GENDER\*\*** or age or occupation. Do not order disclosures related to other people before these personal attributes, such as "relationship" or "family" disclosures.
9. For relationship disclosures, order the disclosure about the romantic partner **\*\*FIRST\*\*** (e.g. wife, girlfriend, ex, partner) before ordering disclosures about other traits in the relationship (e.g. getting a divorce, being in an abusive household, etc.). 10. Select disclosures about one's own education **\*\*BEFORE\*\*** the occupation.
11. Select disclosures based on the ease of searching the queries. For example, it is easier to search for  $P(\text{male} \mid 24 \text{ years old})$  than  $P(24 \text{ years old} \mid \text{male})$  since there are only two major categories to consider when estimating gender.
12. Order disclosures based on causality. For instance, for health disclosures, select the disclosure that may cause the health symptoms, such as an illness or particular medication.
13. Present the ordered disclosure spans **\*\*EXACTLY\*\*** as they are provided. **\*\*DO NOT\*\*** break up a disclosure span into multiple spans.
14. Present this list in `<list></list>` tags, with each query surrounded by `<answer></answer>` tags, and each category surrounded by `<type></type>` tags. Make sure to include ALL queries.

`<examples>`

Please provide the implications with deep thinking, and determine the proper ordering of disclosures.

**\*\*Reddit Post\*\***: {reddit\_post}  
**\*\*disclosure Spans\*\***: {self\_disclosure\_list}  
**\*\*Subreddit\*\***: {subreddit}

**\*\*Answer\*\***:

### Conditional Dependencies Prompt

**\*\*Task\*\***: Determine if the set of disclosures are conditionally independent.

**\*\*Self-Disclosure\*\***: The act of intentionally sharing personal information about oneself with another person. This information is something that others generally wouldn't know without it being shared. Examples include static personal attributes such as name, age, and gender, or events an individual engages in over time, like health and education.

**\*\*Instructions\*\***:

1. Carefully review the list of prior disclosure spans and their categories and the current disclosure span. Refer to the Reddit post to understand the meaning of the disclosures in context.
2. For current disclosure span  $X$ , and prior disclosure spans  $A, B, \dots$ , consider the disclosure pairs  $(X, A), (X, B)$ , etc.
3. Reflect deeply and thoroughly on **\*\*ALL\*\*** of the individual disclosure spans, and write down the specific/key (not general) IMPLICATIONS in a list format.
4. Based on these implications, determine if the disclosure span  $X$  can be assumed to be conditionally independent to  $A$  without drastically affecting the distribution. That is, determine if  $P(X \mid A, [Z]) = P(X \mid [Z])$ , where  $[Z]$  is a set of other random variables to condition on.
5. The prior disclosure span  $A$  is assumed to be conditionally independent if it does not drastically affect the distribution. Additionally, if removing the disclosure span as an assumption results in a probability that is MUCH easier to search up with online data and statistics, the span  $A$  is also assumed to be conditionally independent.
6. On the other hand, a disclosure span is conditionally **\*\*DEPENDENT\*\*** if removing the conditional disclosure drastically changes the probability distribution. An example of this include gender spans when conditioned on **\*\*OCCUPATION\*\***. For location spans, if there are other location spans that are near the current location span, then the spans are **\*\*CONDITIONALLY DEPENDENT\*\***. Account for these implications when deciding dependence.
7. If the disclosure span is conditionally independent, then it is dropped from the conditional probability.
8. Present the conditionally dependent disclosure spans **\*\*EXACTLY\*\*** as they are provided. Do not break up a disclosure span into multiple spans. **\*\*DO NOT\*\*** include the current disclosure span in the list of prior disclosure spans.
9. Return the prior disclosure SPANS that ARE NOT conditionally independent in `<list></list>` tags. Enclose the spans in `<answer></answer>` tags and the categories in `<type></type>` tags.

`<examples>`

Please provide the implications with deep thinking, and determine the proper conditional independence assumptions of the disclosures.

**Reddit Post**: {reddit\_post}  
**Prior disclosure Spans**: {prior\_disclosure\_list}  
**disclosure Span**: {self\_disclosure\_span}

**Answer**:

### Population Query Prompt

**Task**: Generate a Google search query to determine the population of people that share this specific disclosure span.

**Self-Disclosure**: The act of intentionally sharing personal information about oneself with another person. This information is something that others generally wouldn't know without it being shared. Examples include static personal attributes such as name, age, and gender, or events an individual engages in over time, like health and education. Note: only information about the person posting (the "poster") is considered disclosure. Information about others is EXCLUDED.

**$k$ -anonymity**: Represents the number of people who possess that specific attribute or are in that specific situation. The generated search query should be aimed at understanding how many people have that particular characteristic, rather than a direct search of the span itself.

**Instructions**:

- Carefully review the current disclosure Span(s).
- Refer to the span category for clarity and additional information. For example, if the disclosure span is "education", this indicates that the user is a **STUDENT**.
- Refer to the subreddit name for potential information. If the subreddit is a location, note this and use it in the query.
- Consider the userbase of the particular subreddit. Is the subreddit used primarily by certain people, like students, children, adults? If so, utilize this specific information in your query by focusing on these people.
- Determine if the user is a new resident of a location. If so, this number is smaller than the actual population of that location, so include this assumption as well.
- Reflect deeply and thoroughly on **ALL** the information of the disclosure span implies for the poster, and write down the specific/key (not general) IMPLICATIONS in a list format.
- Based on your listed implications, formulate an accurate Google search query to yield the POPULATION or NUMBER of people that share the IMPLICATIONS or ATTRIBUTES of the current disclosure span. Include the location information given. Present this query within <query></query>tags.
- If there is no location provided for a certain population, note that the post is in English, so consider the population of interest as either the United States or the number of first-language English speakers.
- Be specific in your query.

<examples>

Please provide the implications with deep thinking, and formulate an accurate Google search query about the poster.

**disclosure Span(s)**: {self\_disclosure\_list}  
**Subreddit**: {subreddit}

**Answer**:

### Probability Query Prompt

**Task**: Generate a Google search query to determine the  $k$ -anonymity of a specific disclosure span.

**Self-Disclosure**: The act of intentionally sharing personal information about oneself with another person. This information is something that others generally wouldn't know without it being shared. Examples include static personal attributes such as name, age, and gender, or events an individual engages in over time, like health and education.

**$k$ -anonymity**: Represents the number of people who possess that specific attribute or are in that specific situation. The generated search query should be aimed at understanding how many people have that particular characteristic, rather than a direct search of the span itself.

**\*\*Instructions\*\*:**

1. Carefully review the current disclosure Span(s) about the USER/POSTER. If the current disclosure spans are separated by commas, then there are multiple current disclosure spans to estimate. Review the prior disclosure Spans, and refer to the span category for clarity and additional contextual information.
2. Refer to the subreddit name for potential information. If the subreddit is a location (i.e. a city or university), note this and use it in the query as a population of interest.
3. For all other subreddits, assume that the population of interest is the US national population or the population of English speakers as a first language. If a prior disclosure span is a subreddit name that is not a university or city, continue to use the United States as the population of interest.
4. Reflect deeply and thoroughly on **\*ALL\*** the information of the disclosure span implies for the poster, and write down the specific/key (not general) IMPLICATIONS in a list format. Implications are user traits or concrete events that are happening, not **\*\*SUBJECTIVE\*\*** thoughts, concerns, or opinions on a subject.
5. Based on your listed implications, formulate an accurate Google search query to yield the PERCENTAGE of PEOPLE sharing the prior disclosure spans THAT also share ALL the specific KEY implications of the current disclosure span. Include the location information given. Present this query within `<query></query>` tags.
6. If a current disclosure span consists of a comma separated list, estimate ALL the key implications of each disclosure span.
7. Note that the query includes the implications of the disclosure span rather than the exact text of the disclosure span if the implications are **\*\*EASIER\*\*** to estimate than the specific query itself.
8. Examples of these include financial situation, housing, parenthood, possession ownership, general education, health, employment status etc. These implications must be objective (i.e. something that has occurred to a user OR a user's trait).
9. For medical disclosures, create queries about the percentage of people that **\*\*HAVE\*\*** a symptom, condition, injury, etc. Do not create queries about the diagnoses.
10. The structure of the query must be **\*\*<prior disclosures>THAT <current disclosure implications>\*\***. The disclosures that occur after the "THAT" clause are ONLY the current disclosure spans. Put the current disclosure spans after the "THAT" keyword.
11. **\*\*DO NOT\*\*** create queries in the following manner: Percentage of people `<current disclosure implication(s)>&AND&``<prior disclosures>`.
12. If there are no prior disclosures, then the query must be formulated as **\*\*percentage of PEOPLE\*\*** in the united states THAT `<current disclosure implications >`. Do not use any other population group, you must use **\*\*PEOPLE\*\*** to refer to the general population.
13. Create queries about these disclosures objectively, as these disclosures are THINGS that happened to a user (e.g. going to an event) OR is a user trait. **\*\*DO NOT\*\*** create subjective queries about the percentage of people **\*\*HAVING AN OPINION\*\*** or **\*\*BEING CONCERNED\*\*** about something, unless **\*\*explicitly\*\*** mentioned in the span.

`<examples>`

Please provide the implications with deep thinking, and formulate an accurate Google search query about the poster.

**\*\*Prior disclosure Spans\*\*:** {prior\_disclosure\_list}  
**\*\*Current disclosure Span\*\*:** {self\_disclosure\_span}  
**\*\*Span Category\*\*:** {span\_category}  
**\*\*Subreddit\*\*:** {subreddit}

**\*\*Answer\*\*:**

## Query Estimation Prompt

**\*\*Task\*\*:** Estimate the value for the specific search query. Present ONLY the numeric value within `<answer></answer>` tags.

**\*\*Instructions\*\*:**

1. Review the search query carefully to understand what specific information is being sought.
2. Note that many queries are conditional queries. These queries are generally structured as `<population of interest>THAT <specific trait/activity>`. Estimate the percentage of people in the population of interest THAT share this specific trait.
3. For conditional queries, you are primarily estimating the disclosure span that occurs **\*\*AFTER\*\*** the word "THAT". Estimate the percentage of people THAT share this trait. Otherwise, estimate the number of people if it is a population query.
4. DO NOT interpret the query in the reverse direction, such as estimating the number of people sharing the specific trait that are also in the population of interest.
5. Estimate the answer based on historic data to the query. Present the numeric value within `<answer></answer>` tags.
6. Provide a numeric value no matter what.
7. If the number is a percentage, **\*\*REPRESENT THIS\*\*** as a decimal between 0 and 1.
8. Please give a confidence score on a scale of 0 to 1 for your prediction. The score must be in `<score></score>` tags.



<examples>

**\*\*Search Query\*\***: {search\_query}

Answer:

### Generalization Subquery Prompt

**\*\*Task\*\***: Break down queries about age disclosures into multiple queries for better estimation.

**\*\*Self-Disclosure\*\***: The act of intentionally sharing personal information about oneself with another person. This information is something that others generally wouldn't know without it being shared. Examples include static personal attributes such as name, age, and gender, or events an individual engages in over time, like health and education.

**\*\*Instructions\*\***:

1. Review the following Google Search Query.
2. Reflect deeply and thoroughly on **\*ALL\*** of the aspects of the query and the ability to search these aspects online, and write down the specific/key (not general) IMPLICATIONS in a list format.
3. Based on your listed implications, determine if the following query can be broken down into multiple subqueries based on online statistics and data.
4. A query can be SEPARATED ONLY IF the it can be estimated with a range or generalization. Census data reports ages in ranges (e.g. 30-34), so this can be simplified by estimating the percentage of people within this age range. The second query should ask for the number of years in that age range, such that dividing the percentage of people within this age range by the number of years in the age range provides a uniform estimate for the percentage of people in a single year.
5. Additionally, relationship status queries mention a gender of a potential partner (e.g. a wife, a girlfriend, your fiancée), which can be broken down into **\*\*TWO\*\*** subqueries that divides the gender of the partner. This can be done by creating the first query for broad relationship or family statistics. For example, the disclosure "wife" can be generalized to the percentage of people that are married. Then, specify the number of bins to divide this by. You can estimate this with the expected number of genders. Dividing the query by this number will provide an estimate to the percentage of people that are married to a specific gender, i.e. a wife.
6. If the query cannot be estimated by broken down into subqueries, **\*\*RETURN\*\*** the original query in <query></query>tags.
7. Otherwise, return the new queries in <list></list>tags. Determine the mathematical operation needed to be used to combine the subqueries into the original query, and return this in <math></math>tags.

<examples>

Please provide the implications with deep thinking, and determine if the query needs to be broken down into subqueries.

**\*\*Query\*\***: {query}

**\*\*Answer\*\***:

### Discrete Subquery Prompt

**\*\*Task\*\***: Determine if disclosures can be broken down into multiple queries for better estimation.

**\*\*Self-Disclosure\*\***: The act of intentionally sharing personal information about oneself with another person. This information is something that others generally wouldn't know without it being shared. Examples include static personal attributes such as name, age, and gender, or events an individual engages in over time, like health and education.

**\*\*Instructions\*\***:

1. Review the following Google Search Query.
2. Reflect deeply and thoroughly on **\*ALL\*** of the aspects of the query and the ability to search these aspects online, and write down the specific/key (not general) IMPLICATIONS in a list format.
3. Determine if the following queries CONTAINS TWO SEPARATE, DISCRETE disclosure spans in the CONDITIONAL CLAUSE (e.g. "THAT are CS or Economics", etc.).
4. Discrete disclosure spans in the conditional clause usually include the mention of the word "OR", where one disclosure is true or the other is true. If both or multiple are valid, then this is not a discrete disclosure span.
5. There is a **\*\*CONDITIONAL CLAUSE\*\*** with the word "THAT". The presence of the word "OR" **\*\*MUST BE INSIDE\*\*** the conditional clause. That is, a discrete query that can be broken down will have the structure <... "THAT" ... OR ...>. Determine what the conditional clause is, and then determine if the word "OR" is in the **\*\*CONDITIONAL CLAUSE\*\***. If it is,

then the queries can be broken down.

6. If the word "or" comes **BEFORE** the conditional clause, **DO NOT** separate the query into multiple subqueries. The conditional clause **MUST CONTAIN** the word **OR**.

7. **DO NOT BREAKDOWN** disclosure spans that are just lists separated by commas. These do not indicate that there is a hidden "OR" in the span.

8. If there are two discrete spans in the conditional clause, break down the query into **TWO** subqueries that can be added up to estimate the original query.

9. If the query **DOES NOT** have discrete spans, then it cannot be estimated by breaking down the query. **RETURN** the original query in `<list></list>` tags.

10. Otherwise, return the new queries in a list with `<list></list>` tags. Surround each query in `<answer></answer>` tags. Determine the mathematical operation needed to be used to combine the subqueries into the original query, and return this in `<math></math>` tags.

`<examples>`

Please provide the implications with deep thinking, and determine if the query needs to be broken down into subqueries.

**Query**: {query}

**Answer**:

### Evaluate Answer Prompt

**Task**: You are an expert on recognizing incorrect information. Determine if the answer to a query is roughly correct.

**Self-Disclosure**: The act of intentionally sharing personal information about oneself with another person. This information is something that others generally wouldn't know without it being shared. Examples include static personal attributes such as name, age, and gender, or events an individual engages in over time, like health and education.

**Instructions**:

1. Review the Google Search Query and the answer.
2. This answer is produced by an arbitrary large language model, and it is not certain that the answer is accurate.
3. Using historic statistics and analogous data, determine if the provided answer to the query is correct or not.
4. Provide your reasoning as to why the answer is likely to be correct or not.
5. Return your decision, "Yes" or "No" in `<answer></answer>` tags based on if the answer trustworthy. Only provide "No" if it is very likely that the estimate is incorrect.

`<examples>`

Explain your thoughts.

**Query**: {query}

**Answer**: {answer}

**Evaluation**:

### Simplify Query Prompt

**Task**: Simplify the following Google Search query about disclosures.

**Self-Disclosure**: The act of intentionally sharing personal information about oneself with another person. This information is something that others generally wouldn't know without it being shared. Examples include static personal attributes such as name, age, and gender, or events an individual engages in over time, like health and education.

**Instructions**:

1. Review the following Google Search Query.
2. Reflect deeply and thoroughly on **ALL** of the aspects of the query and the ability to search these aspects online, and write down the specific/key (not general) **IMPLICATIONS** in a list format.
3. Based on your listed implications, determine what edits can be made that does not severely change the query but make it easier to estimate with online statistics and data. Examples of these changes are to change the location of interest (e.g. from a city to the country) or to make a generalization of the disclosure.
4. Return the simplified query in `<query></query>` tags.

<examples>

Please provide the implications with deep thinking, and formulate an simplified Google search query about the poster.

**Query**: {query}

**Answer**:

### Few-Shot; Chain of Thought; and Program of Thought Prompts

**Task**: Estimate a  $k$ -number corresponding to a list of self-disclosures and the Reddit post.

**Self-Disclosure**: The act of intentionally sharing personal information about oneself with another person. This information is something that others generally wouldn't know without it being shared. Examples include static personal attributes such as name, age, and gender, or events an individual engages in over time, like health and education. Note: only information about the person posting (the "poster") is considered disclosure. Information about others is EXCLUDED.

**$k$ -anonymity**: Represents the number of people who possess that specific attribute or are in that specific situation. The generated search query should be aimed at understanding how many people have that particular characteristic, rather than a direct search of the span itself.

**Instructions**:

1. Carefully review the Reddit post and disclosure Span(s).
2. Refer to the span category for clarity and additional information. For example, if the disclosure span is "education", this indicates that the user is a **STUDENT**.
3. Refer to the subreddit name for potential information. If the subreddit is a location, note this and use it in the query.
4. Reflect deeply and thoroughly on **ALL** the information of the disclosure span implies for the poster, and write down the specific/key (not general) IMPLICATIONS in a list format.
5. Based on your listed implications, determine which disclosures can be estimated with online statistics or trustworthy surveys.
6. Based on the estimatable disclosures, estimate the  $k$ -anonymity value, which is a number  $k$  that represents all the people that share the specific disclosure spans out of everyone in the world.
7. If there is a location mentioned in the post, use that as the initial starting population. Otherwise, estimate the population as the number of native English speakers (around 500 million) people.
8. Present this  $k$ -value as an exact integer number within <answer></answer>tags.

<examples>

**Reddit Post**: {reddit\_post}

**Example disclosure Span**: {self\_disclosure\_list}

**Example Subreddit**: {subreddit}

**Example Answer**:

### Synthetic Generation Prompt

You are a {age} {gender} person at {location}. You are {race}. You are a {occupation}. You are {income\_level}. You are {orientation} and currently {relationship}. You currently feel {emotional\_condition}. You have {events} soon.

You will be given example Reddit posts from a subreddit as reference. You are tasked with creating a new Reddit post that is **SIMILAR** to the provided posts in writing style and content.

Your response should reflect your profile, should be specific, and include at least **4** of your personal **distinct** elements in the response. Do not be vague or generic.

The personal elements must occur **naturally** in the posts similar to the example posts provided. Additionally, once using a personal element, **DO NOT** repeat the information again. For relationship elements, do not center the post or the paragraph on the relationship.

Write your answer like a Reddit comment or post. **DO NOT MENTION** the words "Reddit", "fellow", or "Redditor" in your response. Return your new post in <answer></answer>tags.

Write your responses with similar formulations and use of language as the assistant in the above examples. Notice that capitalization, punctuation, and correct grammar are often neglected, reflecting a relaxed, colloquial style.

Provided Examples: <examples>

Subreddit: {subreddit}

New Post:

### LLaMA-3.1 Rephrase Prompt

You will be given a Reddit sentence from the subreddit {subreddit}. Please rephrase this Reddit sentence using your own language. DO NOT omit any information. Return the post in <answer></answer>tags.

Here are some example reddit sentences and example paraphrases.

Example Posts: <examples>

Real Post: {post}