

BYOS: Knowledge-driven Large Language Models Bring Your Own Operating System More Excellent

Hongyu Lin^{*12} Yuchen Li^{*12} Haoran Luo³ Kaichun Yao² Libo Zhang² Mingjie Xing² Yanjun Wu²

Abstract

Kernel configurations play an important role in the performance of Operating System (OS). However, with the rapid iteration of OS, finding the proper configurations that meet specific requirements can be challenging, which can be primarily attributed to the default kernel provided by vendors does not take the requirements of specific workloads into account, and the heavyweight tuning process cannot catch up with the rapid evolving pace of the kernel. To address these challenges, we propose **BYOS**, a novel framework powered by Large Language Models (LLMs) to customize kernel configurations for diverse user requirements. By integrating OS-oriented Dual-layer Knowledge Graph (OD-KG) and corresponding reasoning strategy, BYOS enhanced the LLM’s understanding of the characteristics and capabilities of OS, thus enabling customized, cost-effective, and convenient generation of kernel configurations. Experiments show that the kernels configured by **BYOS** outperform the default vendor-configured kernels by 7.1% to 155.4%, demonstrating the effectiveness and efficiency of **BYOS** in customizing kernel configurations. Our code is available at <https://github.com/LHY-24/BYOS>.

1. Introduction

Operating systems (OS) are fundamental to modern computing, and their implementation and optimization have been widely studied (Kivity et al., 2014; Bhardwaj et al., 2021; Jalaman & Teleron, 2024). Kernel configurations play a critical role in the selection and combination of the OS’s functional units, ultimately influencing its performance

(Tartler et al., 2012; Ren et al., 2019). Therefore, selecting optimal configurations is essential for maximizing the OS performance.

However, tuning kernel configurations is particularly challenging for the Linux kernel due to the several issues: **Vast Configuration Space**: The Linux kernel offers over 18,000 config options, resulting in an enormous configuration space (Jung et al., 2021). The dependencies between these options are also complicated and dynamic, implying that certain options remain hidden unless specific conditions are satisfied (Mortara & Collet, 2021). **Tradeoffs Between Generality and Specificity**: Default kernel configurations provided by vendors are designed for general use cases, often failing to unlock the full potential of the OS for specific workloads or hardware (Edge, 2017). **High Tuning Costs**: Comprehensive kernel tuning is source-intensive. For instance, Google assembled a team of 100 engineers to optimize the kernel for their workloads, which takes them 6~18 months (Ts’o, 2019). Such high tuning overhead is unaffordable for most users. **Rapid Kernel Iteration**: The Linux kernel evolves rapidly, with new versions released every 2~3 months, incorporating 13,000~18,000 commits per release (Kroah-Hartman, 2019). Traditional tuning methods struggle to keep pace with this rapid development.

Manual tuning methods (Tang et al., 2015) demand significant engineering effort and struggle to address specific cases effectively. Machine Learning (ML)-based approaches (Acher et al., 2019; Ha & Zhang, 2019) attempt to bridge this gap by learning correctness rules from authoritative documents or configuration datasets. However, ML-based methods relied heavily on extensive user configuration data, which is difficult to collect.

Recent advancements in Large Language Models (LLMs) offer promising solutions to these challenges. Pre-trained LLMs possess extensive domain knowledge and natural language understanding capabilities, enabling them to interpret config options and infer user requirements. However, LLMs have inherent limitations. They struggle to explicitly map user requirements to specific config options and may produce imprecise or hallucinated responses (Wang et al., 2023), as shown in Figure 1.c. Additionally, the rapid evolution of the Linux kernel necessitates continuous updates

^{*}Equal contribution ¹University of Chinese Academy of Sciences, Beijing, China ²Institute of Software Chinese Academy of Sciences, Beijing, China ³Beijing University of Posts and Telecommunications, Beijing, China. Correspondence to: Mingjie Xing <mingjie@iscas.ac.cn>, Haoran Luo <luohao-ran@bupt.edu.cn>.

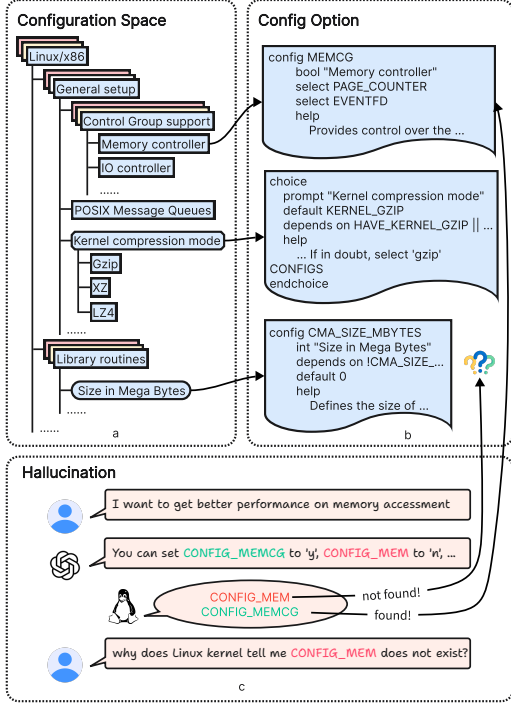


Figure 1. Linux Kernel Config Structure and Hallucination. The structure of the Linux kernel configuration resembles a tree, comprising menus and specific configuration options, as illustrated in subfigure (a). Configuration options are further categorized into three types: bool, value, and choice, with their detailed structure depicted in subfigure (b). However, if you directly query an LLM for guidance on building the configuration, it is prone to hallucination, leading to inaccurate or nonsensical suggestions, as demonstrated in subfigure (c).

to the knowledge embedded in LLMs. These limitations highlight the need for further refinement before LLMs can be effectively applied to kernel configuration tuning.

To address these challenges, we propose **BYOS** (Bring Your own Operating System more excellent), a novel knowledge-driven framework for OS kernel configurations tuning. BYOS integrates an OS-oriented Dual-layer Knowledge Graph (OD-KG), which consists of two layers: an instance layer capturing dependencies and knowledge about config options, and a concept layer organizing OS-related concepts hierarchically. Links between the two layers establish associations between the config options and concepts. Additionally, we propose an effective configuration generation strategy using OD-KG. BYOS first extracts named entity from user requirements and aligns them with concepts in the concept layer. It then performs reasoning on the OD-KG to identify pivotal config options most relevant to the user requirements. Finally, BYOS iteratively explores the configuration space based on the knowledge in OD-KG. Empowered by these capabilities, BYOS enables automated,

efficient and user-centric kernel configuration customization.

We evaluate BYOS using two typical OS benchmarks: UnixBench, a macro-benchmark assessing overall kernel performance, and LEBench, a micro-benchmark evaluating typical system call performance. Furthermore, we also test BYOS on four representative applications: Nginx, Redis, Apache, and PostgreSQL. Our results demonstrate significant performance improvements, with BYOS achieving $7.1 \times \sim 155.4 \times$ better performance in benchmarks and outperforming default configurations by up to 142% in application-specific scenarios. These findings underscore BYOS’s effectiveness, efficiency, and scalability in kernel configurations.

To sum up, our contributions can be summarized as follows:

- We propose a novel knowledge-driven approach to enhance the capability of LLMs in kernel configurations tuning for the first time. This approach integrates an OS-oriented dual-level knowledge graph with corresponding alignment, reasoning and retrieval strategy.
- We introduce BYOS, an LLM-based framework designed for OS kernel configurations tuning. BYOS provides an automated, convenient, and effective configurations generation tailored to diverse user requirements.
- We validate the effectiveness and universality of BYOS through significant performance improvements across various OS distributions, benchmarks, system and applications, highlighting a promising direction for the integration of LLMs and OS in the future.

2. Problem Formulation

The configuration space \mathcal{S} of Linux refers to the set of all possible configurations that can be applied to the system, which can be formalized as the set of config options and their corresponding values.

In this section, we formalize the task of **Requirement-driven OS Kernel Configuration Tuning (ROST)**. Given a user requirement q (e.g., customizing and optimizing the OS kernel for a specific target), the ROST task focuses on identifying the optimal configurations within the kernel configuration space \mathcal{S} that maximize the OS performance tailored to q , while meeting the inherent constraints of the OS.

Let $\mathcal{P} : \mathcal{S} \rightarrow \mathbb{R}$ denotes a performance evaluation function that maps a configuration subset $T \subset \mathcal{S}$ to a performance score $\mathcal{P}(T)$. This score can represent various OS performance metric, such as CPU utilization, memory usage, or network throughput. Let \hat{T} represent the optimal configuration subset that maximize the performance score. The

optimization objective of the ROST task can be formulated as follows:

$$\hat{T} = \arg \max_{T \subset S} \mathcal{P}(T \mid q) \quad (1)$$

3. Methodology

In this section, we present a detailed introduction to our BYOS framework designed for the ROST task. The framework consists of four key stages: (1) OD-KG Construction, (2) Query Entity Alignment, (3) Knowledge Graph Reasoning, and (4) Configuration Space Exploration. Each stage is meticulously designed to address specific challenges and contribute to the overall effectiveness of the system.

3.1. OD-KG Construction

To bridge the semantic gap between the implicit intent behind user requirements and the complexity of OS kernel configurations, we construct an OS kernel configuration-oriented Dual-layer Knowledge Graph (OD-KG), denoted as $\mathcal{G}(\mathcal{G}_I, \mathcal{G}_C, \mathcal{L})$:

- The instance layer $\mathcal{G}_I = \{\mathcal{E}_I, \mathcal{R}_I\}$ represents the information within S , where \mathcal{E}_I corresponds to the config options and \mathcal{R}_I denotes the dependencies among these options.
- The concept layer $\mathcal{G}_C = \{\mathcal{E}_C, \mathcal{R}_C\}$ encapsulates conceptual knowledge pertinent to kernel configuration tuning, where \mathcal{E}_C represents generalized OS concepts and \mathcal{R}_C indicates the relations among these concepts.
- The cross-layer link set $\mathcal{L} = \{(e_I, \text{related_to}, e_C) \mid e_I \in \mathcal{E}_I, e_C \in \mathcal{E}_C\}$ establishes connections between specific config options and their corresponding OS-related concepts.

Each entity in $\mathcal{E}_I \cup \mathcal{E}_C$ is stored as a mapping ($K \rightarrow V$), where K denotes the entity name use for direct matching, and V represents the attributes of the config option or a comprehensive description of the concept generated by the LLM.

3.1.1. INSTANCE-LAYER CONSTRUCTION

Entity Extraction. Since the format of Linux kernel Kconfig file F (The Linux Foundation, 2023) is highly structured, as shown in Figure 1.a and 1.b, we can directly extract each config option entity $e_i \in \mathcal{E}_I$ through predefined template-based method. For instance, "config ZSWAP" represents a config option in F , as shown in Figure 5 in Appendix A, which can be extracted as an entity named ZSWAP.

Relation Identification. The dependency relationships among config options mainly contains four categories,

namely $\mathcal{R}_I = \{\text{depends_on}, \text{select}, \text{imply}, \text{has_child}\}$. We can identify these relations using specific keywords in F . As shown in Figure 5, (ZSWAP, depends_on, SWAP) and (ZSWAP, select, ZPOOL) are two identified relations.

3.1.2. CONCEPT-LAYER CONSTRUCTION

We propose a few-shot in-context learning (Brown et al., 2020) approach that leverages LLMs to extract \mathcal{E}_C and \mathcal{R}_C . The detailed steps of our pipeline are outlined below, with the associated prompts provided in Appendix A.

Data Collection. We constructed a comprehensive document corpus focused on OS kernel configuration, including representative benchmarks, scholarly publications, official documentation, and domain-specific datasets. This corpus serves as a foundation resource for conceptualizing OS-related knowledge into structured entities in \mathcal{G}_C .

Concept Extraction. BYOS first defines the types of the entities to be extracted and instructs the LLM to extract the corresponding concepts from the text drawn from the defined corpus. As shown in Figure 5, "Swap Pages" is an extracted OS-related concept.

Relation Discovery. Upon the extracted concepts, the LLM then identifies all pairs of concepts that are related to each other. These relations are labeled as *influence*, and LLM will determine their specific relationships in subsequent processes.

3.1.3. CROSS-LAYER LINK GENERATION

Leveraging the extracted config options from \mathcal{E}_I and concepts from \mathcal{E}_C , along with their respective functions and attributes described in the corpus, BYOS leverages LLMs to identify config options that may influence specific concepts. As shown in Figure 5, (ZSWAP, related_to, Swap Pages) is such a link.

3.1.4. TOOLS DEVELOPMENT.

In the process of utilizing BYOS to complete the ROST task, the LLM is required to initially retrieve specific information regarding the config options. Subsequently, the LLM can assign appropriate values to these config options, leveraging its comprehension of the interrelationships among the options and the user requirements.

To facilitate the exploration of S by the LLM, we have defined a comprehensive set of tools. These tools provide essential functionalities, including: (1) identifying the set of config options to be optimized, (2) retrieving the attributes associated with a specific config option, (3) assigning values to config options, and (4) discovering newly visible config options resulting from the modifications in S .

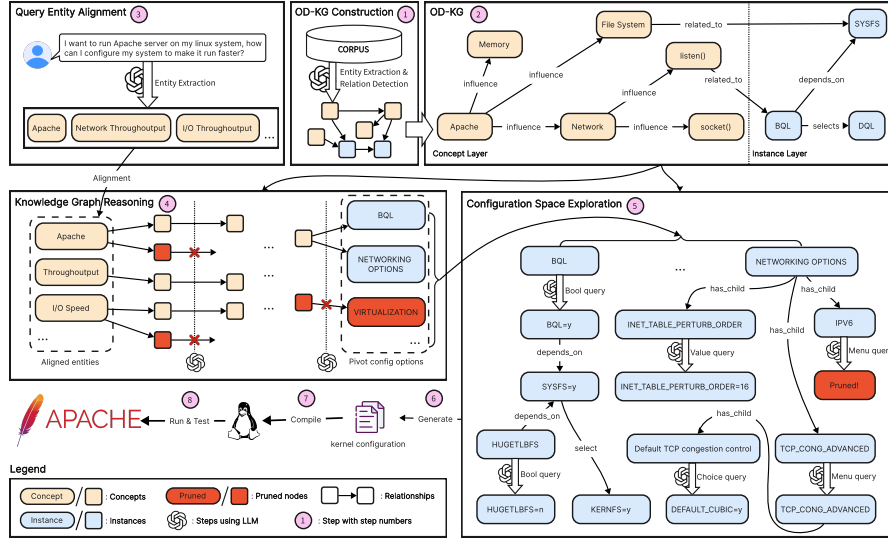


Figure 2. An overview of our BYOS framework. First, we construct the OD-KG by integrating the contents of Kconfig and the corpus (steps 1 and 2). When the user specifies an optimization goal, the LLM performs entity extraction and entity alignment on the goal (step 3). The aligned entities are then reasoned over the graph, resulting in the identification of several pivot configuration options (step 4). These pivot configuration options are dynamically expanded within the configuration space (step 5). During this dynamic expansion, values are assigned to the configuration items, allowing the expanded configuration space to be directly exported as a fully assigned Linux configuration file (step 6). This configuration file can subsequently be used to compile and run the Linux kernel (steps 7 and 8).

3.2. Query Entity Alignment

Given a user requirement q , BYOS initially employs a LLM to identify the named entities E within q . For instance, $q = "I want to run Apache server on my Linux system, how can I configure my system to make it run faster?"$. In this case, the extracted E would be $\{"Apache", "Linux"\}$.

Subsequently, BYOS aligns E to the relevant concepts in \mathcal{E}_C . For each entity in E , if it already exists in \mathcal{E}_C , BYOS directly identify its corresponding concept through pattern matching. Otherwise, the LLM is utilized to rephrase the entity and match it to the most semantically similar concepts within \mathcal{E}_C . The union of concepts matched by these two methods constitutes the core concept set for the query:

$$\mathcal{E}_C^q = \text{Pattern_Match}(E, \mathcal{E}_C) \cup \text{LLM_Match}(E, \mathcal{E}_C). \quad (2)$$

This alignment process ensures that the q are accurately mapped to the relevant concepts within the OD-KG, facilitating subsequent reasoning and exploration steps.

3.3. Knowledge Graph Reasoning

In contrast to traditional traversal-based configuration space methods (She et al., 2013; Lotufo et al., 2010), BYOS employs reasoning over the OD-KG to identify a pivotal set of config option T_q that are more closely relevant to q as the starting point for exploration. This approach significantly

reduces exploration overhead by pruning unnecessary paths and focusing on a more relevant configuration subspaces.

The reasoning process begins with the matched concepts in \mathcal{E}_C^q . Specifically, a reasoning path $p(e_s)$ starts from an entity $e_s \in \mathcal{E}_C^q$ is denoted as a sequence of entities $\{e_s, e_1, \dots, e_n\} \subset \mathcal{E}_C \cup \mathcal{E}_I$ and relations $\{r_1, r_2, \dots, r_n\} \subset \mathcal{R}_C \cup \mathcal{R}_I \cup \mathcal{L}$, which can be formally expressed as:

$$p(e_s) = e_s \xrightarrow{r_1} e_1 \xrightarrow{r_2} \dots \xrightarrow{r_n} e_n. \quad (3)$$

For each entity $e_s^i \in \mathcal{E}_C^q$, the LLM iteratively reasons along its corresponding reasoning path $p(e_s^i)$ to identify potentially relevant config option entities. Consequently, the config options identified through multiple reasoning paths are aggregated into a set $T_{q'}$:

$$T_{q'} = \{e_i \in p(e_s^i) \cap \mathcal{E}_I \mid e_s^i \in \mathcal{E}_C^q\}. \quad (4)$$

Additionally, BYOS also reference the config options recommended by the LLM based on its internal knowledge, which are combined with $T_{q'}$ to form the final set of pivotal config options:

$$T_q = T_{q'} \cup \text{LLM_Recommend}(\mathcal{E}_C^q). \quad (5)$$

The refined T_q serves as the foundation for the subsequent configuration space exploration, ensuring a more efficient and targeted search process.

3.4. Configuration Space Exploration

BYOS employs a LLM to explore S generate the configuration T . The exploration begins with pivotal config options T_q . BYOS leverages predefined tools to supply the LLM with pertinent information regarding these config options. Specifically, we design custom prompt templates tailored to four distinct types of config options: **Bool**, **Choice**, **Menu**, and **Value** (see Appendix B for more details). Each prompt primarily consists of three parts:

- **KNOWLEDGE**: contains detailed information about the config options in T_{iter} , and their corresponding knowledge extracted from the OD-KG.
- **TARGET**: the entities to be optimized in \mathcal{E}_C^q .
- **CONFIGS**: the config options to be assigned in T_{iter} .

These structured prompts enable the LLM to infer appropriate values for the **CONFIGS** based on both its internal knowledge and the supplementary **KNOWLEDGE** retrieved from the OD-KG. This facilitates a more informed exploration process, allowing the LLM to iteratively identify config options that are relevant to the **TARGET**.

Additionally, BYOS asks the LLM to assess the faithfulness and reasonability of the current reasoning path. Specifically, LLM evaluates the impact of the assignment of the current config option $e_i \in T_{iter}$: if a conflict arises between e_i and the existing config options in T , or if the assignment results in undesirable outcomes such as kernel crashes, LLM will prune the current reasoning path, thus avoiding unnecessary reasoning.

Furthermore, the assignment to the e_i may derive new visible config options T_{new} , which are subsequently added to a waiting queue Q . During each iteration, BYOS first selects config options from Q and updates T_{iter} , and then concatenates the information regarding **KNOWLEDGE**, **TARGET**, and **CONFIGS** into the prompt templates for LLM. This iterative reasoning process repeats until no further config options require exploration.

By iteratively reasoning within S , BYOS not only ensures that the information and knowledge associated with T_{iter} remain within the LLM’s context window capacity, but also identifies the config options most closely related to q , while guaranteeing that the dependencies between these config options are satisfied.

4. Experiments

To evaluate the effectiveness and generality of BYOS, we conduct empirical experiments in this section by addressing the following research questions: **(RQ1)**: How does the performance of the kernel generated by BYOS compare

Algorithm 1 Graph Exploration in BYOS

Input: pivotal configs T_q , optimized entities \mathcal{E}_C^q , OD-KG \mathcal{G} .
Output: complete configs T .
 Initialize $T = \{\}$, *waiting_queue* $Q = [T_q]$.
repeat
 Identify *candidate_configs* T_{iter} from Q
 $Q = Q - T_{iter}$
 for each config option $e_i \in T_{iter}$ **do**
 $k_i = \text{Extract_Knowledge}(e_i, \mathcal{G})$
 $v_i = \text{LLM_Infer}(e_i, k_i, \mathcal{E}_C^q)$
 if $\text{LLM_Prune}((e_i, v_i), T)$ **then**
 Prune current reasoning path.
 else
 Add (e_i, v_i) to T
 if derive new visible config options T_{new} **then**
 $Q = Q \cup T_{new}$
 end if
 end if
 end for
until $Q = \emptyset$
return T

to other baselines? **(RQ2)**: How does the performance of individual system calls in the kernel compare to other baselines? **(RQ3)**: What is the effectiveness of the knowledge graph and retrieval strategy in BYOS? **(RQ4)**: How does the performance of real-world applications running on the kernel?

Table 1. The details of four representative Linux distributions.

OS	Version	Kernel	Main Scenario
Ubuntu	22.04	Linux 6.2.16	Desktop, Server, IoT
Fedora	41	Linux 6.2.16	Development & Test
Debian	12	Linux 6.1.45	Embedded System
openEuler	22.03	Linux 6.6.45	Cloud Computing, AI

4.1. Experimental Setup

Linux Distributions. To cover most of the user requirements and application scenarios, we evaluate four representative Linux distributions: **Ubuntu**, **Fedora**, **Debian**, and **openEuler** (Zhou et al., 2022). The specifications of these distributions are detailed in Table 1.

Benchmarks. To evaluate the performance of aforementioned distributions, we choose two benchmarks, UnixBench (Byte UnixBench Developers, 1983) and LEBench (Ren et al., 2019). UnixBench is a macrobenchmark that assesses the performance of Unix-like systems through multiple tests (e.g., context switch, pipe throughput)

Table 2. The best optimization results for all four distributions, with scores in UnixBench evaluations (higher is better). Bolded data is the best of the current distribution.

	Dhrystone	Whetstone	Execel Throughput	File Copy 1024	File Copy 256	File Copy 4096	Pipe Throughput	Context Switching	Process Creation	Shell Scripts 1	Shell Scripts 8	System Call	Total Score
Ubuntu 22.04													
Default	5182	1842	1489	5466	3863	9629	2866	864	1145	4205	9003	2529	3099
LLM	5538	1863	1495	5840	3627	9591	2770	859	1150	4200	8987	2413	3098 (-0.0%)
AutoOS	5616	1864	1533	5976	3819	9458	2945	854	1150	4241	9032	2527	3154 (+1.8%)
BYOS	5525	1848	1628	6266	4105	10079	3091	897	1231	4587	9816	2684	3318 (+7.1%)
Fedora 41													
Default	5408	1815	278	1284	778	2464	456	150	366	1095	4186	175	846
LLM	5394	1810	286	1316	843	2871	480	173	392	1182	4530	187	902 (+6.6%)
AutoOS	4969	1669	281	1302	833	2613	458	147	397	1078	3981	177	846 (+0.0%)
BYOS	4870	1688	258	1319	922	2885	558	239	400	1155	4542	217	936 (+10.6%)
Debian 12													
Default	6271	2044	1315	5031	3162	10029	2300	276	1199	4689	10702	1604	2721
LLM	6066	2002	1131	5584	3569	10473	2572	344	1045	4278	9671	1959	2782 (+2.2%)
AutoOS	6346	2041	1356	6646	4143	12070	2964	405	1209	4715	10695	2404	3169 (+16.5%)
BYOS	6298	2035	1221	7538	4896	13828	3522	514	1098	4531	10385	2273	3305 (+21.4%)
OpenEuler 22.03													
Default	3442	1300	210	614	372	1565	240	42	88	441	3650	123	442
LLM	3470	1291	332	603	365	1530	227	41	74	380	2585	121	430 (-2.7%)
AutoOS	3164	1200	237	2960	1989	6302	1393	40	107	603	3955	1071	945 (+113.7%)
BYOS	3500	1315	251	3674	2405	7323	1635	54	135	648	4256	1643	1129 (+155.4%)

And the results of each test are aggregated to compute an overall performance scores. LEBench, a microbenchmark suite, measures the the latency of kernel operations (e.g., fork, mmap, pagefault) critical to kernel performance.

Applications. To anylyze the impact of kernel configurations on real-world workloads, we select four applications: Nginx Web Server, Redis Key-Value Store, Apache HTTP Server, and PostgreSQL Database. Redis is evaluated using Redis Benchmark, Apache and Nginx using ApacheBench, and PostgreSQL using sysbench.

Hardware. To ensure the universality of BYOS, experiments are conducted on diverse hardware. For Linux distribution, we use three laptops: Intel(R) Core(TM) i7-1165G7 processor (16GB RAM), Intel(R) Core(TM) i5-11400H (16GB RAM), Intel(R) Core(TM) i7-13700 (22GB RAM), and a workstation with Intel(R) Xeon(R) E5-2680 v4 (64GB RAM). Application tests are performed on an AMD Ryzen 9 7950X laptop (32GB RAM).

Baselines. BYOS is compared against:

- **Default Kernel Configuration:** The manually tuned default configuration provided by Linux distributions.
- **Vanilla LLM:** Direct prompting the LLM to generate configurations, with error correction to ensure boot success.
- **AutoOS:** A framework (Chen et al., 2024) that integrates LLMs with a state machine-based traversal algorithm for kernel configuration optimization.

Implementations. All experiments use OpenAI GPT-4o-mini for LLM, AutoOS, and BYOS. For fairness, each method undergoes over 15 independent search trials per target, starting from default configurations. Comparative tests include the best configurations from AutoOS’s Github repository, with results reflecting the highest total score.

4.2. Overall Kernel Performance (RQ1)

The experimental results, presented in Table 2, evaluate the performance of four Linux distributions optimized using three methods: **LLM**, **AutoOS**, and **BYOS**. Performance was measured using UnixBench, where higher scores indicate better performance.

BYOS outperformed all baselines, achieving performance improvements of 7.1%, 10.6%, 21.4%, and 155.4% across the four distributions, respectively. This highlights BYOS’s superior capability in Linux kernel configuration tuning. Specifically, its internal knowledge graph and associated retrieval strategy enable precise mapping of user requirements to the corresponding config options and enhance LLM’s decision-making process.

LLM showed marginal improvements or, in some cases, performance degradation (e.g., openEuler with -2.7%). This is attributed to LLM only considers individual config option and lacks a comprehensive understanding of how multiple config options interact with each other. Additionally, LLM’s hallucinations may result in the generation of improper configurations.

AutoOS demonstrated notable improvements in certain cases, leveraging a state-machine-based traversal algorithm to preserve the dependencies among config options. How-

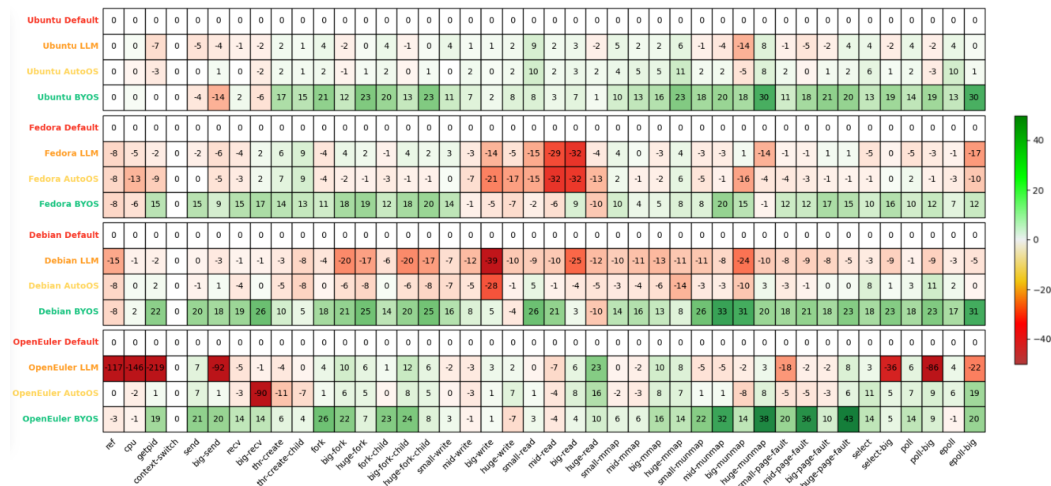


Figure 3. Result from LEBench: The values represent the percentage change in latency of a kernel operation based on configurations generated by LLM, AutoOS, and BYOS, relative to the default configuration of each distribution. Green indicates that then kernel operations take less time than the default, while red indicates that the kernel operations take more time.

ever, the internal limitations of its algorithm cause it to miss crucial optimization-related config options. Furthermore, the performance of AutoOS fluctuates considerably due to a lack of OS-specific domain knowledge.

Regarding the individual tests in UnixBench, each of these methods has its own merits. Take Ubuntu as an example: AutoOS perform better on individual tests such as Dhrystone and Whetstone, while BYOS excels in other tests. This is because BYOS prioritizes overall performance optimization rather than focusing solely on individual tests. Additionally, there exists a trade-off between the individual sub-goals, making joint optimization challenging.

4.3. Kernel Operations Performance (RQ2)

Figure 3 illustrates the performance of various kernel operations across three methods and four distributions, measured using LEBench. Results are expressed as the percentage difference in average time compared to the default configurations, with green indicating performance improvement (reduced time per operation) and red indicating performance degradation (increased time per operation).

BYOS consistently delivers the most significant performance improvements across all distributions, with predominantly green indicators. In contrast, AutoOS and LLM exhibit instability, showing improvements in some cases but suffering degradation others, such as read & write operations on Fedora.

The consistency between LEBench and UnixBench results suggests that the overall OS kernel performance is predominantly determined by critical kernel operations. Unlike

AutoOS, which relies on LLM’s basic reasoning ability for retrieval, BYOS precisely aligns user requirements with relevant kernel operations through reasoning on OD-KG. This demonstrates BYOS’s ability to enhance both overall kernel performance and fine-grained kernel operations.

4.4. Ablation Study (RQ3)

We conduct ablation studies to evaluate the impact of the knowledge in OD-KG and the corresponding retrieval strategy of the BYOS, the relevant results are presented in Table 3.

Effectiveness of the Knowledge Graph. When the knowledge base is removed, we observe that the configurations generated by BYOS only exhibit a modest performance improvement. Although BYOS can only make decisions based on the limited knowledge within the LLM, the retrieval strategy of BYOS can extract conceptual labels from user requirements, thereby assisting the LLM in understanding the optimization goals to some extent.

Effectiveness of the Retrieval Strategy. When the retrieval strategy is removed, there is a noticeable decline in the performance of the configurations generated by BYOS. Without the retrieval strategy, BYOS cannot accurately map user requirements to the corresponding knowledge in the OD-KG, resulting in the generation of unfaithful reasoning paths irrelative with the optimization goals.

Table 3. Performance of ablated versions of BYOS. The experiment evaluates the performance of Ubuntu running on a laptop using UnixBench. Here, **Default** represents the default configuration, **w/o Knowledge** denotes BYOS without the knowledge base OD-KG, and **w/o retrieval** refers to the removal of the retrieval strategy in OD-KG.

	Dhrystone	Whetstone	Execl Throughput	File Copy 1024	File Copy 256	File Copy 4096	Pipe Throughput	Context Switching	Process Creation	Shell Scripts 1	Shell Scripts 8	System Call	Total Score
Default	5182	1842	1489	5466	3863	9629	2866	864	1145	4205	9003	2529	3099
w/o Retrieval	5495	1818	1504	5710	3564	9564	2587	802	1159	4069	8705	2219	3010 (-2.9%)
w/o Knowledge	5389	1826	1530	5879	3781	9596	2843	862	1172	4277	8923	2373	3115 (+0.5%)
BYOS	5525	1848	1628	6266	4105	10079	3091	897	1231	4587	9816	2684	3318 (+7.1%)

4.5. Applications Performance (RQ4)

As shown in Figure 4, BYOS provides acceleration across all four applications, with a particularly significant improvement in Nginx, achieving a 40% speedup. In contrast, AutoOS exhibited instability, showing performance gains on Redis and Nginx, but degrades on PostgreSQL and Apache. The underlying reasons for these experimental results can be attributed to BYOS’s ability to align and reason over the graph, enabling it to more accurately map user requirements for application optimizations to the corresponding config options. Furthermore, the knowledge base assists the LLM in determining the values of these config options. In contrast, AutoOS lacks such a mechanism and relies solely on the LLM’s inherent understanding and reasoning capabilities to identify the config options requiring optimization. This limitation prevents AutoOS from generating configurations that optimally fulfill the optimization goals.

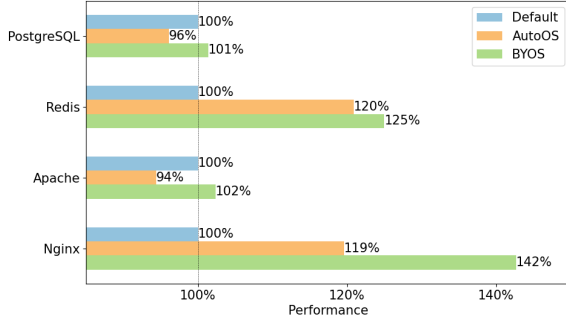


Figure 4. Results of applications test. The horizontal axis indicates the ratio of each performance to default performance. Nginx and Apache performance metrics are taken as **Request per second (RPS)**, Redis performance metrics are taken as **Operations per second (OPS)**, and PostgreSQL performance metrics are taken as **Queries per second (QPS)**.

It is also worth noting that although different benchmarks and workloads may not exercise kernel performance identically, the application results demonstrate performance trends consistent with those observed in UnixBench and LeBench, thereby proving the effectiveness and universality of BYOS.

5. Related Work

5.1. OS Kernel Configurations Optimization

Significant research efforts have been devoted to optimizing OS kernel configurations. (Ren et al., 2019) conducts an in-depth analysis of the evolution of core OS operation performance in Linux and attributes most performance slowdowns to 11 specific config option changes. (Ha & Zhang, 2019) proposes a deep forward neural network combined with sparsity regularization to predict performance values of highly configurable software systems. (Kuo et al., 2022) explores the practicality of configuration-driven kernel debloating and builds an automated framework for kernel debloating. (Franz et al., 2021) develops a tool to assist Linux kernel users in resolving configuration conflicts. (Chen et al., 2024) integrates a state machine-based traversal algorithm as the observe-prune-propose-act-correct loop, leveraging LLMs to automatically optimize OS kernel configurations for various AIoT application scenarios.

5.2. LLMs for Software Engineering

LLMs have significantly impacted Software Engineering by been applied in various related tasks. (Li et al., 2022) introduces a system for code generation capable of creating novel solutions to problems requiring deep reasoning. (Ahmed et al., 2023) evaluates the effectiveness of LLMs in assisting engineers with root cause analysis and mitigation of production incidents. (Lian et al., 2024) employs prompt engineering with few-shot learning to utilize LLMs for configuration validation. (Xia et al., 2024) proposes an agentless approach to automatically solve software development problems through a three-phase process of localization, repair, and patch validation.

6. Conclusion

We present BYOS, a novel framework using knowledge-driven LLMs to tailor kernel configurations for diverse user needs. By combining an OS-focused dual-layer knowledge graph with a retrieval strategy, BYOS enables efficient and customized configuration generation. Experiments show BYOS outperforms existing methods in Linux kernel optimization.

Impact Statement

This work focuses on leveraging Large Language Models (LLMs) for Linux kernel optimization, aiming to enhance system performance and customization for diverse user requirements. The research is purely technical and does not involve human subjects, sensitive data, or any ethical concerns requiring ethical review. The proposed framework, BYOS, demonstrates significant improvements in kernel configuration tuning, offering a scalable and generalizable solution for operating system optimization. By bridging the gap between LLMs and system-level tuning, this work contributes to advancing the integration of AI technologies in system software research and development.

References

- Acher, M., Martin, H., Pereira, J. A., Blouin, A., Jézéquel, J.-M., Khelladi, D. E., Lesoil, L., and Barais, O. Learning Very Large Configuration Spaces: What Matters for Linux Kernel Sizes. Research report, Inria Rennes - Bretagne Atlantique, October 2019. URL <https://inria.hal.science/hal-02314830>.
- Ahmed, T., Ghosh, S., Bansal, C., Zimmermann, T., Zhang, X., and Rajmohan, S. Recommending root-cause and mitigation steps for cloud incidents using large language models. In *Proceedings of the 45th International Conference on Software Engineering, ICSE '23*, pp. 1737–1749. IEEE Press, 2023. ISBN 9781665457019. doi: 10.1109/ICSE48619.2023.00149. URL <https://doi.org/10.1109/ICSE48619.2023.00149>.
- Bhardwaj, A., Kulkarni, C., Achermann, R., Calciu, I., Kashyap, S., Stutsman, R., Tai, A., and Zellweger, G. Nros: Effective replication and sharing in an operating system. In *15th USENIX Symposium on Operating Systems Design and Implementation (OSDI 21)*, pp. 295–312. USENIX Association, July 2021. ISBN 978-1-939133-22-9. URL <https://www.usenix.org/conference/osdi21/presentation/bhardwaj>.
- Brown, T. B., Mann, B., Ryder, N., Subbiah, M., Kaplan, J., Dhariwal, P., Neelakantan, A., Shyam, P., Sastry, G., Askell, A., Agarwal, S., Herbert-Voss, A., Krueger, G., Henighan, T., Child, R., Ramesh, A., Ziegler, D. M., Wu, J., Winter, C., Hesse, C., Chen, M., Sigler, E., Litwin, M., Gray, S., Chess, B., Clark, J., Berner, C., McCandlish, S., Radford, A., Sutskever, I., and Amodei, D. Language models are few-shot learners, 2020. URL <https://arxiv.org/abs/2005.14165>.
- Byte UnixBench Developers. Unixbench (version 5.1.3), 1983. URL <https://github.com/kdlucas/byte-unixbench>.
- Chen, H., Wen, Y., Cheng, L., Kuang, S., Liu, Y., Li, W., Li, L., Zhang, R., Song, X., Li, W., Guo, Q., and Chen, Y. Autoos: Make your OS more powerful by exploiting large language models. In *Forty-first International Conference on Machine Learning, ICML 2024, Vienna, Austria, July 21-27, 2024*. OpenReview.net, 2024. URL <https://openreview.net/forum?id=Rp8R9C0Sth>.
- Edge, J. Testing kernels. *LWN.net*, 2017. URL <https://lwn.net/Articles/734016/>. Accessed: 2025-01-02.
- Franz, P., Berger, T., Fayaz, I., Nadi, S., and Groshev, E. Configfix: Interactive configuration conflict resolution for the linux kernel. In *2021 IEEE/ACM 43rd International Conference on Software Engineering: Software Engineering in Practice (ICSE-SEIP)*, pp. 91–100, 2021. doi: 10.1109/ICSE-SEIP52600.2021.00018.
- Ha, H. and Zhang, H. Deeppperf: Performance prediction for configurable software with deep sparse neural network. In *2019 IEEE/ACM 41st International Conference on Software Engineering (ICSE)*, May 2019. doi: 10.1109/icse.2019.00113. URL <http://dx.doi.org/10.1109/icse.2019.00113>.
- Jalaman, J. and Teleron, J. Optimizing operating system performance through advanced memory management techniques: A comprehensive study and implementation. *Engineering and Technology Journal*, 09, 05 2024. doi: 10.47191/etj/v9i05.33.
- Jung, A., Lefeuvre, H., Rotsos, C., Olivier, P., Oñoro Rubio, D., Huici, F., and Niepert, M. Wayfinder: towards automatically deriving optimal os configurations. In *Proceedings of the 12th ACM SIGOPS Asia-Pacific Workshop on Systems, APSys '21*, pp. 115–122, New York, NY, USA, 2021. Association for Computing Machinery. ISBN 9781450386982. doi: 10.1145/3476886.3477506. URL <https://doi.org/10.1145/3476886.3477506>.
- Kivity, A., Laor, D., Costa, G., Enberg, P., Har’El, N., Marti, D., and Zolotarov, V. OSv—Optimizing the operating system for virtual machines. In *2014 USENIX Annual Technical Conference (USENIX ATC 14)*, pp. 61–72, Philadelphia, PA, June 2014. USENIX Association. ISBN 978-1-931971-10-2. URL <https://www.usenix.org/conference/atc14/technical-sessions/presentation/kivity>.
- Kroah-Hartman, G. Linux kernel release model, 2019. URL <http://kroah.com/log/blog/2018/02/05/linux-kernel-release-model/>. Accessed: 2023-10-05.

- Kuo, H.-C., Chen, J., Mohan, S., and Xu, T. Set the configuration for the heart of the os: on the practicality of operating system kernel debloating. *Commun. ACM*, 65(5):101–109, April 2022. ISSN 0001-0782. doi: 10.1145/3524301. URL <https://doi.org/10.1145/3524301>.
- Li, Y., Choi, D., Chung, J., Kushman, N., Schrittwieser, J., Leblond, R., Eccles, T., Keeling, J., Gimeno, F., Dal Lago, A., Hubert, T., Choy, P., de Masson d’Autume, C., Babuschkin, I., Chen, X., Huang, P.-S., Welbl, J., Gowal, S., Cherepanov, A., Molloy, J., Mankowitz, D. J., Sutherland Robson, E., Kohli, P., de Freitas, N., Kavukcuoglu, K., and Vinyals, O. Competition-level code generation with alphacode. *Science*, 378(6624):1092–1097, December 2022. ISSN 1095-9203. doi: 10.1126/science.abq1158. URL <http://dx.doi.org/10.1126/science.abq1158>.
- Lian, X., Chen, Y., Cheng, R., Huang, J., Thakkar, P., Zhang, M., and Xu, T. Configuration validation with large language models, 2024. URL <https://arxiv.org/abs/2310.09690>.
- Lotufo, R., She, S., Berger, T., Czarnecki, K., and Wasowski, A. Evolving the linux kernel configurator: A usability study. *Software Engineering Notes*, 35(4):35–44, 2010.
- Mortara, J. and Collet, P. Capturing the diversity of analyses on the linux kernel variability. In *Proceedings of the 25th ACM International Systems and Software Product Line Conference - Volume A, SPLC ’21*, pp. 160–171, New York, NY, USA, 2021. Association for Computing Machinery. ISBN 9781450384698. doi: 10.1145/3461001.3471151. URL <https://doi.org/10.1145/3461001.3471151>.
- Ren, X. J., Rodrigues, K., Chen, L., Vega, C., Stumm, M., and Yuan, D. An analysis of performance evolution of linux’s core operations. In *Proceedings of the 27th ACM Symposium on Operating Systems Principles, SOSP ’19*, pp. 554–569, New York, NY, USA, 2019. Association for Computing Machinery. ISBN 9781450368735. doi: 10.1145/3341301.3359640. URL <https://doi.org/10.1145/3341301.3359640>.
- She, S., Berger, T., Lotufo, R., Czarnecki, K., and Wasowski, A. Linux kernel configuration: A systematic literature review. *Empirical Software Engineering*, 18(1):67–114, 2013.
- Tang, C., Kooburat, T., Venkatachalam, P., Chander, A., Wen, Z., Narayanan, A., Dowell, P., and Karl, R. Holistic configuration management at facebook. In *Proceedings of the 25th Symposium on Operating Systems Principles, SOSP ’15*, pp. 328–343, New York, NY, USA, 2015. Association for Computing Machinery. ISBN 9781450338349. doi: 10.1145/2815400.2815401. URL <https://doi.org/10.1145/2815400.2815401>.
- Tartler, R., Lohmann, D., Dietrich, C., Egger, C., and Sincero, J. Configuration coverage in the analysis of large-scale system software. *SIGOPS Oper. Syst. Rev.*, 45(3):10–14, January 2012. ISSN 0163-5980. doi: 10.1145/2094091.2094095. URL <https://doi.org/10.1145/2094091.2094095>.
- The Linux Foundation. Kconfig language documentation, 2023. URL <https://docs.kernel.org/kbuild/kconfig-language.html>.
- Ts’o, T. Y. Personal communication, 2019. Personal communication, 2019.
- Wang, K., Duan, F., Wang, S., Li, P., Xian, Y., Yin, C., Rong, W., and Xiong, Z. Knowledge-driven cot: Exploring faithful reasoning in llms for knowledge-intensive question answering, 2023. URL <https://arxiv.org/abs/2308.13259>.
- Xia, C. S., Deng, Y., Dunn, S., and Zhang, L. Agentless: Demystifying llm-based software engineering agents, 2024. URL <https://arxiv.org/abs/2407.01489>.
- Zhou, M., Hu, X., and Xiong, W. openeuler: Advancing a hardware and software application ecosystem. *IEEE Software*, 39(2):101–105, 2022. doi: 10.1109/MS.2021.3132138.

A. OD-KG Construction Prompts

A.1. Entity Extraction & Relation Identification

For structured Kconfig data, we use Kconfiglib directly to construct it into a knowledge graph, where each config option is an entity, and if there are dependencies such as depends on, select, etc., it will be treated as a relation between two entities. For text data, such as certain Config option comes with help text (i.e., the description of the config option), we will write it in the form of “Config xxx description: text” (or directly use it if it is not help text), with our prompt to the big model for entity detection and relationship identification. The process is shown in Figure 5.

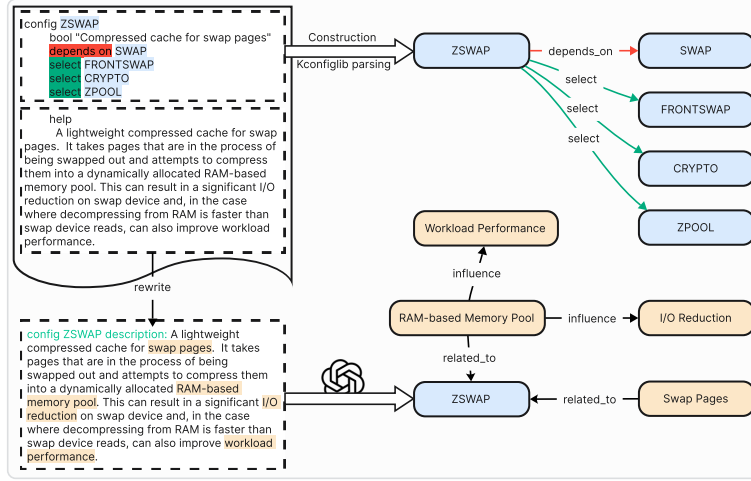


Figure 5. Entity & Relation Extraction Process

A.2. Extract Prompt Template

The prompt is shown in Figure 6.

Entity & Relationship Extraction

Given a text document that describes either a linux kernel configuration or a computer science knowledge text, identify all entities from the text and all relationships among the identified entities. You can follow the steps below:

1. Identify all the entities with the following information:
 - entity_name: Name of the entity, and capitalized the name.
 - entity_description: Comprehensive description of the entity's attributes and activities
 Format each entity as ("entity"<entity_name><entity_description>)
2. From the entities identified in step 1, identify all pairs of (source_entity, target_entity) that are "clearly related" to each other.
 For each pair of related entities, extract the following information:
 - source_entity: name of the source entity, as identified in step 1
 - target_entity: name of the target entity, as identified in step 1
 Format each relationship as ("relationship"<source_entity><target_entity>)
3. Return output as a single list of all the entities and relationships identified in steps 1 and 2.

Here are some examples:

Example 1:
 ...
 #####

Example 2:
 ...
 #####

Example 3:
 ...
 #####

Here's the real input:
 ...
 Output:

Figure 6. Entity & Relation Extraction Prompt.

B. Interacting with Large Language Model

There are four kinds of interaction with LLM: Bool, Choice, Menu and Value. Each type of interaction has a different prompt.

B.1. Bool

. A bool type config has two kinds of values: on and off, and we need LLM to decide its value. For cost-saving purposes, we'll group these configs in groups of up to 9, and have LLM give the values of one set of variables at a time. Instead of asking LLM directly for the values of these configs, we'll ask LLM to give us the values of how these configs affect the target. If a config has a positive effect on the target, LLM should output a word "increase"; if it has a negative effect, LLM should output a word "decrease"; and if the option has nothing to do with the target, LLM should output "cannot determine". The prompt is shown in Figure 7.

"KNOWLEDGE", "TARGET" and "CONFIGS" will be replaced by specific value. Knowledge is generated by asking LightRAG. We divide the set of nine configs into three groups of three configs each, and ask LightRAG what effect these three configs had on "TARGET" each time, splicing the results of the three queries together as "KNOWLEDGE". After that, we concatenate the nine configs as CONFIGS.

An instance of a query is shown in Figure 8.

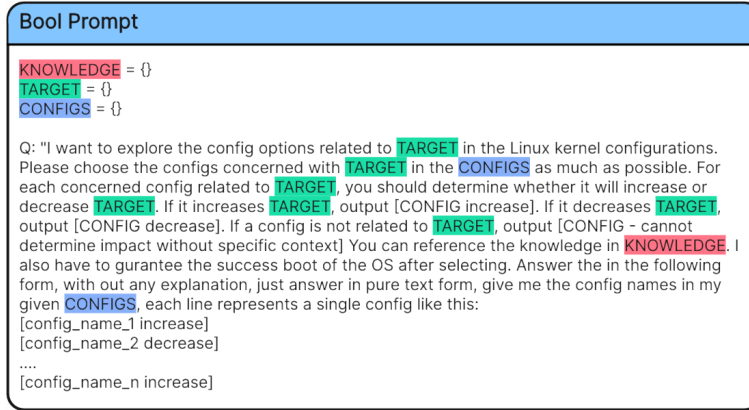


Figure 7. Prompt of bool type



Figure 8. Instance of a bool query

B.2. Choice

. A choice config has one or multiple sub-configs and only one config can be chosen at one time. So it is natural to ask LLM to choose one config from multiple configs. The prompt is shown in Figure 9.

We treat "KNOWLEDGE", "TARGET" and "CONFIGS" the same way as **Bool** type.

An instance of a query is shown in Figure 10.

Choice Prompt

`KNOWLEDGE = {}`
`TARGET = {}`
`CONFIGS = {}`

Q: "I want to explore the config options related to `TARGET` in the Linux kernel configurations. The `CONFIGS` I gave you are choices of a config, and you need to choose which config is most likely related to `TARGET`. Give me only one config in my given `CONFIGS`. You can reference the knowledge in `KNOWLEDGE`. I also have to guarantee the success boot of the OS after selecting. Answer the in the following form, with out any explanation, just answer in pure text form, each line represents a single config like this:

[config_name]

Figure 9. Prompt of choice type

Choice Query Instance

Q:

`KNOWLEDGE =`
 Analyzing how configuration settings might impact the "unixbench total score" involves ...
 1. X86_INTEL_TSX_MODE_OFF: This configuration option disables Intel's Transactional ...
 2. X86_INTEL_TSX_MODE_ON: Enabling this setting turns on TSX on compatible hardware ...
 3. X86_INTEL_TSX_MODE_AUTO: This option results in TSX being enabled on hardware ...
`TARGET =` the unixbench total score
`CONFIGS =`
 off (X86_INTEL_TSX_MODE_OFF)
 on (X86_INTEL_TSX_MODE_ON)
 auto (X86_INTEL_TSX_MODE_AUTO)

"I want to explore the config options related to `TARGET` in the Linux kernel configurations. The `CONFIGS` I gave you are choices of a config, and you need to choose which config is most likely related to `TARGET`. Give me only one config in my given `CONFIGS`. You can reference the knowledge in `KNOWLEDGE`. I also have to guarantee the success boot of the OS after selecting. Answer the in the following form, with out any explanation, just answer in pure text form, each line represents a single config like this:

[config_name]

A: X86_INTEL_TSX_MODE_AUTO

Figure 10. Instance of a choice query

B.3. Menu

. A menu contains multiple sub-configs. We ask LLM if there might exist configs related to "TARGET". If it does, we then add this menu to explore list. The prompt is shown in Figure 11.

Menu Prompt

`KNOWLEDGE = {}`
`TARGET = {}`
`DIRECTORIES = {}`

Q: "I want to explore the config options related to `TARGET` in the Linux kernel configurations. Please choose the directories concerned with `TARGET` in the `DIRECTORIES` as much as possible. You can reference the knowledge in `KNOWLEDGE`. I also have to guarantee the success boot of the OS after selecting. Answer the in the following form, with out any explanation, just answer in pure text form, give me directory names with index in my given `DIRECTORIES`, each line represents a single directory like this:

[directory_name_1]
 [directory_name_2]

 [directory_name_n]

Figure 11. Prompt of menu type

We treat "KNOWLEDGE", "TARGET" and "DIRECTORIES" the same way as **Bool** type.

An instance of a query is shown in Figure 12

Menu Query Instance

Q:
KNOWLEDGE =
 The UnixBench total score is a benchmark suite designed to test the performance of Unix-like operating systems ...
 1. General Setup: This category often includes fundamental settings that control ...
 2. Processor Type and Features: This category is crucial as it allows for adjustments ...
 3. General Architecture-Dependent Options: This configuration category appears to include ...
 ...
TARGET = the unixbench total score
DIRECTORIES =
 0 General setup
 1 Processor type and features
 2 General architecture-dependent options
 ...

I want to explore the config options related to **TARGET** in the Linux kernel configurations. Please choose the directories concerned with **TARGET** in the **DIRECTORIES** as much as possible. You can reference the knowledge in **KNOWLEDGE**. I also have to guarantee the success boot of the OS after selecting. Answer the in the following form, with out any explanation, just answer in pure text form, give me directory names with index in my given **DIRECTORIES**, each line represents a single directory like this:
 [directory_name_1]
 [directory_name_2]

 [directory_name_n]

A: 1 Processor type and features
 7 Memory Management options
 8 Device Drivers
 9 File systems
 ...

Figure 12. Instance of a menu query

B.4. Value

. Value config is a config with its type in (int, hex, string). The prompt is shown in Figure 13.

Value Prompt

KNOWLEDGE = {}
TARGET = {}
CONFIGS = {}

I'm looking for the Linux kernel's menuconfig options that could potentially affect **TARGET**. I have listed some numeric config options listed in menuconfig, along with their corresponding value ranges.
 For each option, please select a value that may help improve **TARGET**. If the option is not related to **TARGET**, reset it to the default value.

Config input format:
 [option name] (default value)

Value output format:
 [option name] (recommended value)

For instance, if you are given:
 'maximum CPU number(1⇒2 2⇒4) (cpunum) (1)
 Your response would be:
 'maximum CPU number(1⇒2 2⇒4) (cpunum) (2)
 Because when the CPU number is more, the speed is usually better.

Attention! Please provide your recommended values without extra explanations or additional details. Only suggest options that could possibly help **TARGET**, and do not add units next to the numbers. You can reference the knowledge in **KNOWLEDGE**. Below are the numeric config options for your recommendations:

CONFIGS

Figure 13. Prompt of value type

We treat "KNOWLEDGE", "TARGET" and "CONFIGS" the same way as **Bool** type.

An instance of a query is shown in Figure 14.

Value Query Instance

Q:
KNOWLEDGE =
 In the context of improving performance metrics such as the total score from Unixbench, ...
 1. PHYSICAL_START: The 'PHYSICAL_START' configuration denotes the physical address ...
 2. PHYSICAL_ALIGN: Similarly, the 'PHYSICAL_ALIGN' configuration refers to the alignment ...
TARGET = the unixbench total score
CONFIGS =
 PHYSICAL_START
 PHYSICAL_ALIGN

I'm looking for the Linux kernel's menuconfig options that could potentially affect **TARGET**. I have listed some numeric config options listed in menuconfig, along with their corresponding value ranges.
 For each option, please select a value that may help improve **TARGET**. If the option is not related to **TARGET**, reset it to the default value.

Config input format:
 [option name] (default value)

Value output format:
 [option name] (recommended value)

For instance, if you are given:
 'maximum CPU number(1⇒2 2⇒4) (cpunum) (1)
 Your response would be:
 'maximum CPU number(1⇒2 2⇒4) (cpunum) (2)
 Because when the CPU number is more, the speed is usually better.

Attention! Please provide your recommended values without extra explanations or additional details. Only suggest options that could possibly help **TARGET**, and do not add units next to the numbers. You can reference the knowledge in **KNOWLEDGE**. Below are the numeric config options for your recommendations:
CONFIGS

A: PHYSICAL_START (0×1000000)
 PHYSICAL_ALIGN (0×200000)

Figure 14. Instance of a value query

C. Supply Experiments

C.1. Embedded Board Evaluation

Additionally, we also conduct experiments on a embedded development board equipped with the SiFive Unmatched U740 system-on-chip, which features a multi-core, 64-bit dual-issue, superscalar RISC-V processor. We generated 8 configurations for Fedora using BYOS and AutoOS separately, and compiled them into a kernel to run UnixBench. We selected the two best results from all the results of BYOS and AutoOS as the final results, as shown in Table 4. As can be seen, BYOS and AutoOS achieved total score improvements of 25.6% and 23.2%, respectively, with a small gap between the two in terms of total scores. This is due to the fact that we haven't added the RISC-V kernel knowledge to the knowledge base yet so that BYOS lacks knowledge on how to improve kernel performance.

Table 4. Board test

	Dhrystone	Whetstone	Execl Throughput	File Copy 1024	File Copy 256	File Copy 4096	Pipe Throughput	Context Switching	Process Creation	Shell Scripts 1	Shell Scripts 8	System Call	Total Score
Default	559	201	174	187	196	198	152	66	91	256	636	366	211
AutoOS	555	198	247	241	317	217	204	129	127	240	617	429	260 (+23.2%)
BYOS	552	202	247	242	307	211	201	141	130	259	675	429	265 (+25.6%)

C.2. Stability Evaluation (RQ4)

For stability evaluation, we used a laptop based on Intel(R) Core(TM) i9-12900H processor with 16GB memory. We generated eight new Linux kernel configs based on the default config for Linux 6.2.16, using AutoOS and BYOS, respectively. We used these configs to run UnixBench on Ubuntu 22.04. The results of the bench are divided into three categories: 1). **CE** (compile error), an error occurs during the kernel compilation so that no kernel image can be generated. 2). **BE** (boot error),

the kernel cannot boot. 3). **Score**, in this case the kernel boots and runs UnixBench successfully. The results we got from our tests are shown in Table 5.

AutoOS. Three of the eight kernels generated by AutoOS had compilation errors, one kernel had a boot error, and the remaining four kernels got UnixBench scores successfully, with a variance of 426796 and a best score of 2776 for the results.

BYOS. All eight kernels generated by BYOS passed the compilation, two of which had boot errors, and the variance of their results for the remaining six kernels is 5936, with a best score of 2861.

From the above experimental results, it can be seen that BYOS is better than AutoOS in terms of kernel availability, kernel stability, etc. It can be said that BYOS can give the required kernel configuration more stably.

	cfg-1	cfg-2	cfg-3	cfg-4	cfg-5	cfg-6	cfg-7	cfg-8	Variance(σ^2)	Best
AutoOS	2776	1779	CE	BE	2660	CE	1187	CE	426796	2776
BYOS	2825	2813	2883	BE	2861	2664	BE	2817	5936	2861

Table 5. Stability test