

# A Hybrid Neural Network with Smart Skip Connections for High-Precision, Low-Latency EMG-Based Hand Gesture Recognition

Hafsa Wazir<sup>1</sup>, Jawad Ahmad<sup>2</sup>, Muazzam A. Khan<sup>1</sup>, Sana Ullah Jan<sup>3</sup>, Fadia Ali Khan<sup>4</sup>, Muhammad Shahbaz Khan<sup>3</sup>

<sup>1</sup>*ICESCO Chair for Big Data Analytics and Edge Computing, Quaid-i-Azam University, Islamabad, Pakistan,*

Emails: wazirhafsa@cs.qau.edu.pk, muazzamm.khattak@qau.edu.pk

<sup>2</sup>*Cybersecurity Center, Prince Mohammad Bin Fahd University, Alkhobar, Saudi Arabia.,*

Email: jahmad@pmu.edu.sa

<sup>3</sup>*School of Computing, Engineering and the Built Environment, Edinburgh Napier University, Edinburgh, UK,*

Emails: {muhammadshahbaz.khan, s.jan}@napier.ac.uk

<sup>4</sup>*Department of Computer Science, HITEC University, Taxila, Pakistan,*

Email: fadia.ali@hitecuni.edu.pk

**Abstract**—Electromyography (EMG) is extensively used in key biomedical areas, such as prosthetics, and assistive and interactive technologies. EMG signals measure the electrical activity of muscles during different motions. EMG signals play a key role in gesture recognition studies, such as hand gesture recognition. This paper presents a new hybrid neural network named ConSGruNet for precise and efficient hand gesture recognition. The proposed model comprises convolutional neural networks with smart skip connections in conjunction with a Gated Recurrent Unit (GRU). The proposed model is trained on the complete Ninapro DB1 dataset. The proposed model boasts an accuracy of 99.7% in classifying 53 classes in just 25 milliseconds. In addition to being fast, the proposed model is lightweight with just 3,946 KB in size. The fast inference time and lightweight architecture of the proposed model makes it suitable for resource constrained IoT devices. Moreover, the proposed model has also been evaluated for the reliability parameters, i.e., Cohen's kappa coefficient, Matthew's correlation coefficient, and confidence intervals. The close to ideal results of these parameters validate the models performance on unseen data.

## I. INTRODUCTION

Hand gestures play a critical role in day to day human interactions. The detection and classification of hand gestures is important in interpreting hand movements to machines and in assisting intuitive interfaces to control various devices and robots. In addition, it's also important in biomedical applications, such as development of prosthetic devices, rehabilitation, muscle order diagnostics, etc. For this purpose, Electromyography (EMG) classification is performed, where electrical signals generated by muscle activities while performing hand movements, are classified for analysis and interpretation. since raw data can not be used directly due to its nonlinearity and nonstationary characteristics [1]. EMG provides a rich, physiological perspective to gesture recognition, which is important for developing responsive and intuitive systems. This area is a key to progressing in artificial intelligence, and aims to understand complex hand movements and turn them

into clear instructions. In essence, EMG classification serves as a bridge between human biological signals and various applications, enhancing the interaction between humans and machines, and plays a pivotal role in medical diagnostics and therapeutic interventions.

Various technologies have been used for EMG classification such as signal processing (time-domain and frequency-domain analysis etc.), feature selections methods (fourier transformation, energy features etc.) [2] [3], machine learning and deep learning techniques (SVM, ANN, CNN, LSTM etc.) [4] [5] [6]. And results from literature show that applying neural networks in gesture recognition by using EMG marks a significant leap in pursuing more intuitive and adaptive systems. In this research, a new hybrid neural network has been designed specifically for classification of EMG signals for hand movement recognition. The hybrid model is a combination of 1 Dimensional Convolutional Neural Network (CNN) using Smart Skip Connections [7], and the Gated Recurrent Unit (GRU) named ConSGruNet.

Incorporating smart skip connections into neural networks addresses the challenges of depth and complexity. These connections allow for selective bypassing of layers within the network, facilitating enhanced feature propagation and mitigating the risk of information loss across layers. This architectural innovation is pivotal in balancing extracting detailed features and understanding high-level gesture semantics. This study explores the potential to create more responsive and accurate systems by integrating EMG data by leveraging hybrid neural network ConSGruNet with smart skip connections for hand gesture recognition using EMG. Furthermore, this research pushes the boundaries of machine learning and AI, contributing to our understanding of how complex physiological data can be effectively integrated into computational models. Figure 1 illustrates the core methodology adopted for the classification of hand movements using EMG signals.

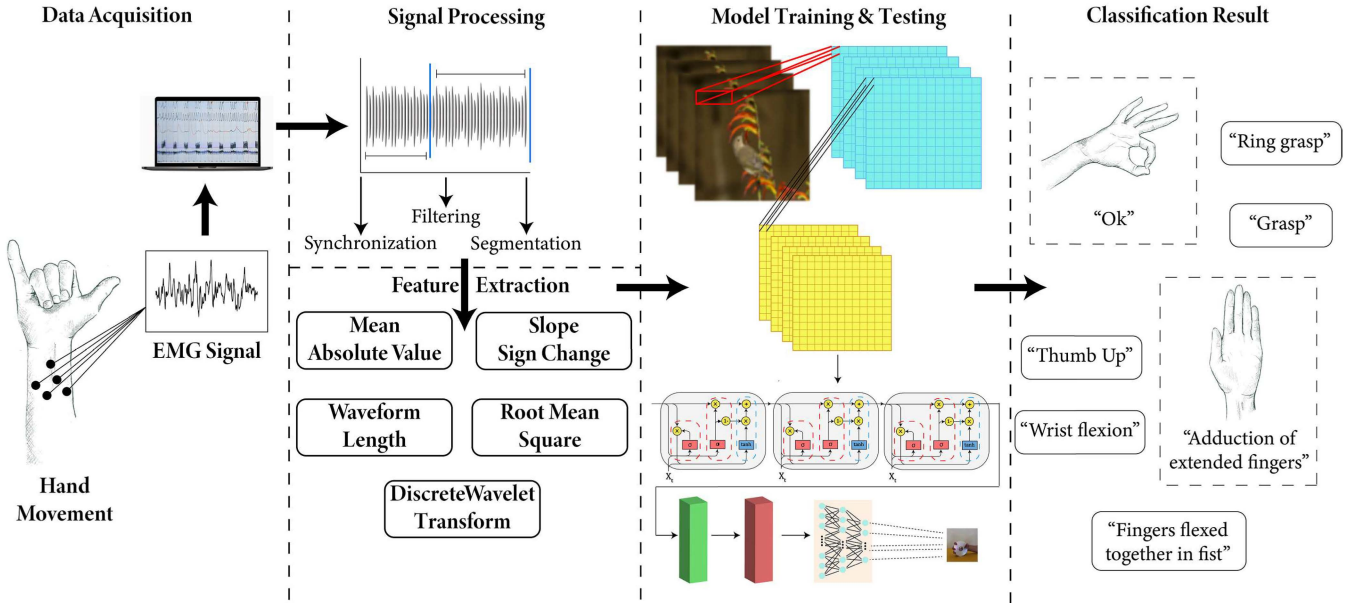


Fig. 1: The Adopted Methodology for EMG based Hand Movement Classification

The main contributions of this research are as follows:

- 1) Developed a unique one dimensional Convolutional Gated Recurrent Unit using Smart Skip connections - ConSGruNet specifically tailored for hand movement classification using EMG, introducing an innovative model that enhances accuracy significantly.
- 2) Developed a highly accurate and resource-efficient model for IoT devices, achieving a 25-millisecond computation time with only 985,973 parameters, and a compact size of 3,946 KB.
- 3) Utilized the Ninapro DB1 dataset consisting of 10 channels, encompassing the extensive range of classes and individuals, classifying 53 classes from 27 individuals with the highest classification accuracy of 99.7% to date (to the best of the authors' knowledge).

The following sections of the papers are as follows: Section II presents the related literature, section III explains the proposed model and its architectural intricacies, section IV expands on the dataset and evaluation criteria used in this study, section V presents the performance results, section VI details the comparative analysis performed for the proposed model, and finally section VII concludes the paper.

## II. LITERATURE REVIEW

Several papers can be found in literature, which intended to optimise the hand gesture recognition, for instance, Muhammad Farrukh Qureshi et al. [8] presents E2CNN, a novel CNN for classifying sEMG signals. This efficient concatenated CNN is optimized for processing Log-Mel (LM) spectrogram images of sEMG signals. The model has been tested on two datasets: a longitudinal dataset of ten able-bodied and six trans-radial amputee subjects and 10 subjects from the publicly

available NinaPro DB1 dataset. E2CNN demonstrated high-performance accuracy ( $98.31\% \pm 0.5\%$  for able-bodied and  $97.97\% \pm 1.41\%$  for amputee subjects;  $91.27\%$  on NinaPro DB1), outperforming baseline CNN models. Similarly, Xu et al. [9] utilised surface electromyography (sEMG) signals for hand gesture recognition. The authors developed a Concatenate Feature Fusion (CFF) strategy to enhance the performance of Recurrent Convolutional Neural Networks (RCNNs). The CFF-RCNN model demonstrates classification accuracies of  $88.87\%$  on DB1,  $99.51\%$  on DB2, and  $99.29\%$  on DB4 from the NinaPro database. The study highlights the effectiveness of the CFF strategy in improving model performance.

Furthermore, Karnam et al. [10] presented a new method for classifying hand movements. The authors presented EMGHandNet, a hybrid model combining CNNs and Bidirectional Long Short-Term Memory (Bi-LSTM) networks. The paper reported improved classification for various datasets, such as NinaPro DB1, DB2, DB4, and UCI Gesture. Besides, Yuhuang Zheng [11] presented a novel framework for classifying hand movements using data glove technology. The study introduces a classification system comprising two parts: a movement detection algorithm centred around the Fine K-nearest neighbour (Fine KNN) method and a movement classification algorithm that is a combination of downsampling in data preparation and a new deep learning network named the DBDF network, primarily based on Bidirectional Long Short-Term Memory (BiLSTM). This framework was tested on the Ninapro DB1 dataset, demonstrating the ability to classify a broader range of hand movements (52 types) with high accuracy of  $93.15\%$ , using only one data glove.

Similarly, Reza Bagherian Azhiri et al. [12] utilised recurrent neural networks (RNNs) for real-time classification of sequential EMG signals, focusing on improving classification

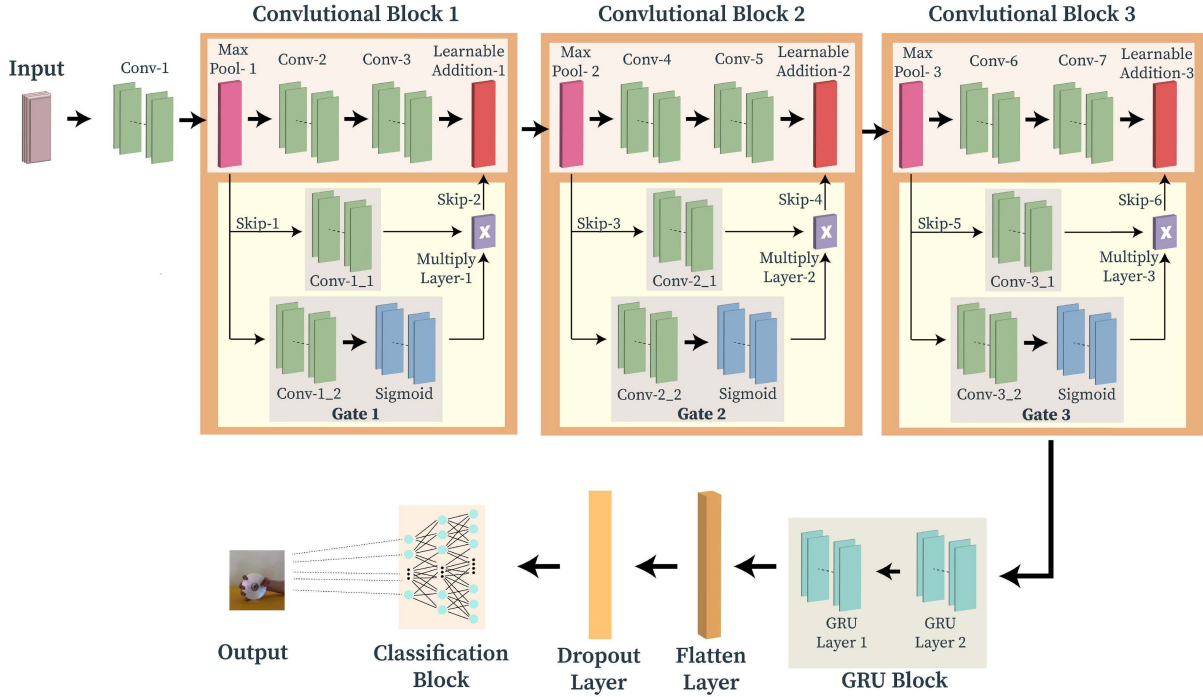


Fig. 2: The Proposed Model: ConSGruNet

accuracy and reducing delay time. The study compares various RNN-based architectures using discrete wavelet transform for feature extraction, achieving notable results. Specifically, the Bidirectional Recurrent Neural Network (BRNN) with the same inputs outperforms other architectures, reaching 96% classification accuracy in just 600 milliseconds for the two-channel (2C) dataset. In addition, Pancholi et al. [13] proposed an advanced Convolutional Neural Network (CNN) framework specifically designed for pattern recognition in surface electromyography (sEMG) signals for upper limb prosthesis control. The framework is evaluated using five benchmark datasets, three of them being Ninapro DB1, DB2 and DB3. It demonstrated its ability to accurately classify various upper limb activities, notably achieving 91.11% accuracy for a dataset with 53 classes of DB1, 89.45% for 49 classes of DB2, 81.67% for 49 classes of DB3 and 95.67% for 6 classes of a dataset with force variation, and 99.11% for 8 classes of a dataset with arm position variation.

The literature review showcases significant advancements in hand gesture classification using electromyography (EMG) signals, employing various machine learning and deep learning methodologies. Despite that, certain gaps and drawbacks remain evident. Many studies, while showing high accuracy, are tested on limited data, raising questions about their generalizability across diverse real-world scenarios. Additionally, the focus on specific EMG features and machine learning models in some studies may not fully capture the complexity of hand movements. Furthermore, while some models boast high accuracy, the computational efficiency and real-time applica-

tion in prosthetic control still require further exploration and improvement. This study aims to fill the research gaps present in the literature by using large number of hand movements from a wide variety of subjects to ensure generalizability of the model while making sure that it is light-weight, easy to deploy on resource deficient devices and provides a high accuracy in the short time.

### III. THE PROPOSED MODEL CONSGRUNET

This research presents a hybrid neural network ConSGruNet, a combination of one dimensional CNN having smart skip connections and GRU layers. The uniqueness of this model is due to the smart skip connections having gated mechanisms, enabling dynamic information flow management. Figure 2 illustrates the architecture of ConSGruNet.

### IV. DATASET & EVALUATION CRITERIA

The dataset used in this study is the Ninapro DB1 dataset, it is a comprehensive resource in electromyography (EMG) research, particularly for gesture and motion classification [14] [15]. It is a publicly available benchmark dataset (ninapro.hevs.ch). It features surface EMG data recorded from 27 subjects performing a variety of hand and wrist movements. This dataset includes 53 exercises (including rest), encompassing basic movements and more complex gestures. Each subject repeated the hand movements displayed on the screen 10 times with a rest of 3 seconds in between. It is an invaluable tool for developing and testing EMG-based classification algorithms, offering a rich set of data points for robust analysis.

The evaluation criteria for this research was divided into two main categories such as performance and reliability. The metrics used for performance are: accuracy, precision, recall, the F1 score calculated through confusion matrix shown in Fig. 4. Meanwhile, Cohen's Kappa, Mathew's Correlation Coefficient, and 95% confidence interval are used to check reliability.

## V. RESULTS & PERFORMANCE EVALUATION

In this section, the performance and reliability of the proposed model will be analysed using the evaluation criteria mentioned in section IV. The performance results are shown in table I. The results show that the model is able to accurately classify all the hand movements.

And the results for the reliability metrics are given below:

- Cohen's kappa is a statistical measure that accounts for the possibility of agreement occurring by chance. It is beneficial when evaluating the reliability of a classification model by considering the agreement between predicted and actual labels.

$$K = \frac{P_e - P_o}{1 - P_o} \quad (1)$$

The given equation 1 represents Cohen's Kappa, where  $P_e$  is the probability of expected agreement of the annotators on the randomly assigned labels - i.e the agreement between the actual class values and model predictions, and  $P_o$  is the probability of agreement on the assigned label, essentially the model's overall accuracy. The Cohen's Kappa value for the classes was 0.99 on average as shown in Fig. 5.

- The Matthews correlation coefficient is a measure that considers true positives, true negatives, false positives, and false negatives. It is especially effective in handling imbalanced datasets, providing a balanced measure even when class distribution is skewed. The value of Matthew's correlation Coefficient for the classes was 99.8 on average as shown in Fig. 5. Following equation 2 shows the equation for calculating the Matthew's correlation coefficient.

$$MCC = \frac{TP \times TN - FN \times FP}{\sqrt{TP + FP + TN + FN}} \quad (2)$$

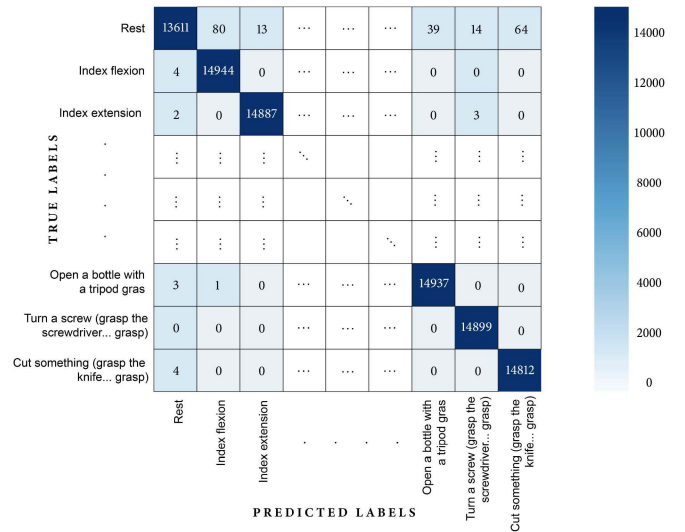
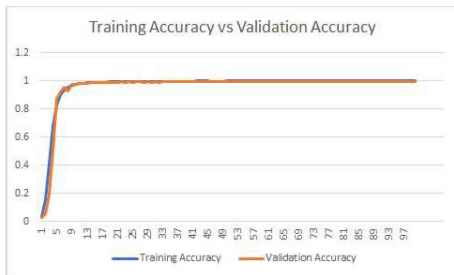


Fig. 4: Confusion matrix depicting the performance of the proposed model

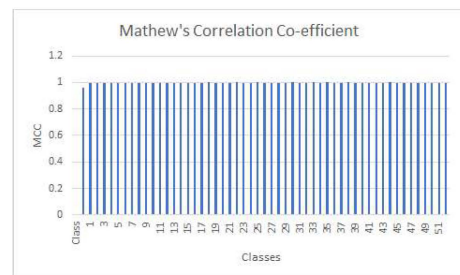


(a) Accuracy curves

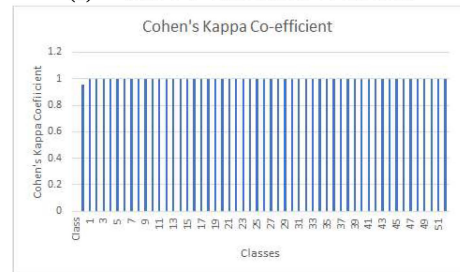


(b) Loss curves

Fig. 3: Training performance of ConSGruNet.



(a) Mathew's correlation coefficient



(b) Cohen's kappa coefficient

Fig. 5: Reliability parameters.

TABLE I: Class-Wise Classification Report Using Performance Metrics

Class	Precision	Recall	F-1 Score	Class	Precision	Recall	F-1 Score
Rest	1.00	0.92	0.96	Wrist radial deviation	1.00	1.00	1.00
Index flexion	0.99	1.00	1.00	Wrist ulnar deviation	1.00	1.00	1.00
Index extension	1.00	1.00	1.00	Wrist extension with closed hand	1.00	1.00	1.00
Middle flexion	1.00	1.00	1.00				
Middle extension	1.00	1.00	1.00	Small diameter grasp (power grip)	1.00	1.00	1.00
Ring flexion	1.00	1.00	1.00	Fixed hook grasp	1.00	1.00	1.00
Ring extension	1.00	1.00	1.00	Index finger extension grasp	1.00	1.00	1.00
Little finger flexion	1.00	1.00	1.00	Medium wrap	1.00	1.00	1.00
Little finger extension	1.00	1.00	1.00	Ring grasp	1.00	1.00	1.00
Thumb adduction	1.00	1.00	1.00	Prismatic four fingers grasp	1.00	1.00	1.00
Thumb abduction	1.00	1.00	1.00	Stick grasp	1.00	1.00	1.00
Thumb flexion	1.00	1.00	1.00	Writing tripod grasp	1.00	1.00	1.00
Thumb extension	1.00	1.00	1.00	Power sphere grasp	1.00	1.00	1.00
Thumb up	1.00	1.00	1.00	Three finger sphere grasp	1.00	1.00	1.00
Extension of index and middle, flexion of the others	1.00	1.00	1.00	Precision sphere grasp	1.00	1.00	1.00
Flexion of ring and little finger, extension of the others	1.00	1.00	1.00	Tripod grasp	1.00	1.00	1.00
Thumb opposing base of little finger	1.00	1.00	1.00	Prismatic pinch grasp	1.00	1.00	1.00
Abduction of all fingers	1.00	1.00	1.00	Tip pinch grasp	1.00	1.00	1.00
Fingers flexed together in fist	1.00	1.00	1.00	Quadpod grasp	1.00	1.00	1.00
Pointing index	0.99	1.00	1.00	Lateral grasp	1.00	1.00	1.00
Adduction of extended fingers	1.00	1.00	1.00	Parallel extension grasp	1.00	1.00	1.00
Wrist supination (axis: middle finger)	1.00	1.00	1.00	Extension type grasp	1.00	1.00	1.00
Wrist pronation (axis: middle finger)	1.00	1.00	1.00	Power disk grasp	1.00	1.00	1.00
Wrist supination (axis: little finger)	1.00	1.00	1.00	Open a bottle with a tripod grasp	1.00	1.00	1.00
Wrist pronation (axis: little finger)	1.00	1.00	1.00	Turn a screw (grasp the screwdriver with a stick grasp)	1.00	1.00	1.00
Wrist flexion	1.00	1.00	1.00	Cut something (grasp the knife with an index finger extension grasp)	1.00	1.00	1.00
Wrist extension	1.00	1.00	1.00				

- Confidence intervals are employed to quantify the uncertainty associated with our performance metrics. By providing a range of values within which the model’s true performance is likely to lie, confidence intervals contribute to a more comprehensive understanding of the model’s stability and generalizability. For the proposed model, the 95% confidence interval was between the range of 0.9974 - 0.9976.

$$ConfidenceInterval = x \pm z \frac{s}{\sqrt{n}} \quad (3)$$

Equation 3 is used to calculate the confidence interval. Where  $s$  is the standard deviation,  $n$  is the sample size,  $z$  is the  $z$ -value for the confidence level,  $x$  is the mean value, and plus-minus ( $\pm$ ) represents the lower and upper limits.

- Inference time is the period a model takes to process input data and produce a classification. For EMG classification, the preferred range of time is between 0-200 ms, and shorter inference times are desirable as they prevent the delays in mind-to-hand movement. The proposed model achieves a total inference time of only 25 milliseconds.

This rapid processing capability makes the model highly suitable for EMG classification tasks, particularly in scenarios requiring immediate response and analysis.

## VI. COMPARATIVE ANALYSIS

To further gauge the proposed model’s extensibility, it was compared with the state-of-the-art models currently available in literature. Table II shows the summary of the results from the comparison between proposed model and models from literature.

The results showed that the proposed model performs significantly better from previous models in terms of efficiency, accuracy and adaptability. The comparison showed that the increase in number of classes leads to a decrease in the accuracy of the model. The types of features selected for the EMG classification also affects the accuracy of the model.

## VII. CONCLUSION

This paper presented a novel hybrid neural network with smart skip connections for the accurate and efficient detection of hand movements. The proposed model is intended to be deployed on resource constrained IoT devices as it has a

TABLE II: Comparison of Proposed Model with Other Deep Learning Models

Works	Models	Datasets	Features	Classes	Accuracy	Prediction Time (ms)
Yuhuang Zheng [11]	DBDF	Ninapro DB1	Internally extracted fused	52	93.15%	×
Xu et al. [9]	CFF-RCNN	Ninapro DB1	MAV, ZC, SSC, WL	50+	88.87%	×
Qureshi et al. [8]	E2CNN	Ninapro DB1	Log-Mel Spectrogram Images	9	91.27%	64.15 (±) 5.914
Karnam et al. [10]	CNN-BiLSTM	Ninapro DB1	Energy-Features	53	95.77%	0.0018 - 0.518
Azhiri et al. [12]	RNN	Dataset by Center Of Intelligent Mechatronic Systems at the University of technology at Sydney	Discrete wavelet decomposition (DWD)	25	96%	×
Pancholi et al. [13]	DFPL	Ninapro DB1	TD, TFD	53	91%	×
Wei et al. [16]	MV-CNN	Ninapro DB1	Low-level & high-level features through CNN	52	88.2%	×

lightweight architecture with only 3,946 Kb size. The proposed model has been trained on the Ninapro DB1 dataset, comprising of 53 classes from 27 individuals and it boasts a remarkable accuracy of 99.7% with a fast inference time of just 25 milliseconds. To gauge the model’s generalisability and its performance on unseen data, the proposed model has also been evaluated for the reliability parameters, i.e., Cohen’s kappa coefficient, Matthew’s correlation coefficient, and confidence intervals. The close to ideal results of these parameters validate the models performance on unseen data and make it suitable to be used in resource constrained IoT devices.

#### REFERENCES

- [1] J. A. Sandoval-Espino, A. Zamudio-Lara, J. A. Marbán-Salgado, J. J. Escobedo-Alatorre, O. Palillero-Sandoval, and J. G. Velásquez-Aguilar, “Selection of the best set of features for semg-based hand gesture recognition applying a cnn architecture,” *Sensors*, vol. 22, no. 13, p. 4972, 2022.
- [2] Z. Taghizadeh, S. Rashidi, and A. Shalhaf, “Finger movements classification based on fractional fourier transform coefficients extracted from surface emg signals,” *Biomedical Signal Processing and Control*, vol. 68, p. 102573, 2021.
- [3] N. K. Karnam, A. C. Turlapaty, S. R. Dubey, and B. Gokaraju, “Classification of semg signals of hand gestures based on energy features,” *Biomedical Signal Processing and Control*, vol. 70, p. 102948, 2021.
- [4] M. Zia ur Rehman, S. O. Gilani, A. Waris, I. K. Niazi, G. Slabaugh, D. Farina, and E. N. Kamavuako, “Stacked sparse autoencoders for emg-based classification of hand motions: A comparative multi day analyses between surface and intramuscular emg,” *Applied Sciences*, vol. 8, no. 7, p. 1126, 2018.
- [5] U. Côté-Allard, C. L. Fall, A. Drouin, A. Campeau-Lecours, C. Gosselin, K. Glette, F. Laviolette, and B. Gosselin, “Deep learning for electromyographic hand gesture signal classification using transfer learning,” *IEEE transactions on neural systems and rehabilitation engineering*, vol. 27, no. 4, pp. 760–771, 2019.
- [6] D. C. Toledo-Pérez, J. Rodríguez-Reséndiz, R. A. Gómez-Loenzo, and J. Jauregui-Correa, “Support vector machine-based emg signal classification techniques: A review,” *Applied Sciences*, vol. 9, no. 20, p. 4402, 2019.
- [7] M. S. Alshehri, J. Ahmad, S. Almakdi, M. A. Qathrady, Y. Y. Ghadi, and W. J. Buchanan, “Skipgatenet: A lightweight cnn-lstm hybrid model with learnable skip connections for efficient botnet attack detection in iot,” *IEEE Access*, vol. 12, pp. 35 521–35 538, 2024.
- [8] M. F. Qureshi, Z. Mushtaq, M. Z. U. Rehman, and E. N. Kamavuako, “E2cnn: An efficient concatenated cnn for classification of surface emg extracted from upper limb,” *IEEE Sensors Journal*, vol. 23, no. 8, pp. 8989–8996, 2023.
- [9] P. Xu, F. Li, and H. Wang, “A novel concatenate feature fusion rcnn architecture for semg-based hand gesture recognition,” *PloS one*, vol. 17, no. 1, p. e0262810, 2022.
- [10] N. K. Karnam, S. R. Dubey, A. C. Turlapaty, and B. Gokaraju, “Emghandnet: A hybrid cnn and bi-lstm architecture for hand activity classification using surface emg signals,” *Biocybernetics and biomedical engineering*, vol. 42, no. 1, pp. 325–340, 2022.
- [11] Y. Zheng, “A noble classification framework for data glove classification of a large number of hand movements,” *Journal of Electrical and Computer Engineering*, vol. 2021, pp. 1–11, 2021.
- [12] R. B. Azhiri, M. Esmaeili, and M. Nourani, “Real-time emg signal classification via recurrent neural networks,” in *2021 IEEE International Conference on Bioinformatics and Biomedicine (BIBM)*. IEEE, 2021, pp. 2628–2635.
- [13] S. Pancholi, A. M. Joshi, and D. Joshi, “A robust and accurate deep learning based pattern recognition framework for upper limb prosthesis using semg,” *arXiv preprint arXiv:2106.02463*, 2021.
- [14] M. Atzori, A. Gijsberts, S. Heynen, A.-G. M. Hager, O. Deriaz, P. Van Der Smagt, C. Castellini, B. Caputo, and H. Müller, “Building the ninapro database: A resource for the biorobotics community,” in *2012 4th IEEE RAS & EMBS International Conference on Biomedical Robotics and Biomechanics (BioRob)*. IEEE, 2012, pp. 1258–1265.
- [15] M. Atzori, A. Gijsberts, C. Castellini, B. Caputo, A.-G. M. Hager, S. Elsig, G. Giatsidis, F. Bassetto, and H. Müller, “Electromyography data for non-invasive naturally-controlled robotic hand prostheses,” *Scientific data*, vol. 1, no. 1, pp. 1–13, 2014.
- [16] W. Wei, Q. Dai, Y. Wong, Y. Hu, M. Kankanhalli, and W. Geng, “Surface-electromyography-based gesture recognition by multi-view deep learning,” *IEEE Transactions on Biomedical Engineering*, vol. 66, no. 10, pp. 2964–2973, 2019.