

Enhancing High-Quality Code Generation in Large Language Models with Comparative Prefix-Tuning

Yuan Jiang, Yujian Zhang, Liang Lu, Christoph Treude, Xiaohong Su, Shan Huang and Tiantian Wang

Abstract—Large Language Models (LLMs) have been widely adopted in commercial code completion engines, significantly enhancing coding efficiency and productivity. However, LLMs may generate code with quality issues that violate coding standards and best practices, such as poor code style and maintainability, even when the code is functionally correct. This necessitates additional effort from developers to improve the code, potentially negating the efficiency gains provided by LLMs. To address this problem, we propose a novel *comparative prefix-tuning* method for controllable high-quality code generation. Our method introduces a single, property-specific prefix that is prepended to the activations of the LLM, serving as a lightweight alternative to fine-tuning. Unlike existing methods that require training multiple prefixes, our approach trains only one prefix and leverages pairs of high-quality and low-quality code samples, introducing a sequence-level ranking loss to guide the model's training. This comparative approach enables the model to better understand the differences between high-quality and low-quality code, focusing on aspects that impact code quality. Additionally, we design a data construction pipeline to collect and annotate pairs of high-quality and low-quality code, facilitating effective training. Extensive experiments on the Code Llama 7B model demonstrate that our method improves code quality by over 100% in certain task categories, while maintaining functional correctness. We also conduct ablation studies and generalization experiments, confirming the effectiveness of our method's components and its strong generalization capability.

Index Terms—Large Language Models, Code Generation, Prefix-Tuning, Code Quality, Comparative Learning

I. INTRODUCTION

LARGE Language Models (LLMs) have revolutionized various fields by demonstrating remarkable capabilities in understanding and generating human-like text [1], [2]. In software engineering, LLMs have been widely adopted in commercial code completion engines, significantly enhancing coding efficiency and productivity [3], [4]. For example, GitHub Copilot [5] and Amazon CodeWhisperer [6] provide real-time code suggestions and autocompletion, with Copilot used by nearly 2 million developers across more than 50,000 organizations, contributing up to 46% of authored code in enabled files [7].

Despite these benefits, LLMs often generate code with quality issues [8]. Recent studies have shown that even functionally correct code from models like ChatGPT frequently fails to

meet coding standards and best practices, with 53% of Java and 37% of Python code exhibiting style and maintainability issues [8]. This indicates that even functionally correct and secure code may still require significant effort from developers to improve its overall quality, potentially negating the efficiency gains provided by LLMs.

Addressing such problems is crucial for the long-term success of AI-driven code generation. Enhancing the quality of the LLM-generated code, defined as adherence to coding standards and best practices [9], is essential to reduce technical debt and increase productivity. In this work, we aim to improve LLM-generated code quality while preserving functionality. However, several challenges arise in this endeavor:

Challenge 1: Efficient Adaptation without Modifying Pre-trained Models. Open-source communities have released numerous pre-trained LLMs [4], [10], but training from scratch or performing full fine-tuning is computationally expensive [1]. To address this, we follow previous work [11] to train a separate prefix that can be plugged into LLMs to influence or guide the model to generate higher-quality code. This method, known as *prefix-tuning*, does not require modifying the pre-trained model's parameters, thus offering a lightweight and efficient alternative to full model fine-tuning.

Challenge 2: Lack of High-Quality Code Evaluation Datasets. Effective training of models to generate high-quality code requires datasets that not only contain high-quality code samples but also clearly delineate which parts of the code are of high or low quality [12]. Although many code generation datasets such as HumanEval [3], APPS [12], and CodeContests [13] exist, they often lack explicit annotations on code quality and the specific segments causing quality issues. Therefore, we must design a data pipeline to collect high-quality data that meets the requirements of our task.

Challenge 3: Limitations of Existing Prefix-Tuning Methods. Recent prefix-tuning methods using discriminative loss [14], [15] train two prefixes with opposite attributes to improve controllability. One prefix is optimized to generate code with the desired attribute, while the other is discouraged. However, this approach has drawbacks: (1) it requires training multiple prefixes, increasing computational overhead; (2) these methods take individual code samples as input, which cannot comparatively show the model how high-quality code differs from low-quality code, limiting the model's ability to understand and generate high-quality code effectively.

Challenge 4: Balancing Code Quality Improvement with Functional Correctness Preservation. Enhancing code quality should not come at the expense of functional correctness [3]. Ensuring that the model generates high-quality code

Y. Jiang (jiangyuan@hit.edu.cn, yuanjiang@smu.edu.sg), Y. Zhang (23S003081@stu.hit.edu.cn), L. Lu (2021110360@stu.hit.edu.cn), X. Su (sxh@hit.edu.cn), S. Huang (2022110145@stu.hit.edu.cn) and T. Wang (wangtiantian@hit.edu.cn), are with the School of Computer Science and Technology, Harbin Institute of Technology, Harbin, Heilongjiang, 150001.

C. Treude is with the School of Computing and Information Systems, Singapore Management University, Singapore. E-mail: ctreude@smu.edu.sg

while preserving the original functionality is challenging, as modifications aimed at improving quality may inadvertently alter the code’s behavior. A method that fails to maintain functional correctness would be impractical, as developers prioritize correct functionality above all else.

To address these challenges, we propose a novel *comparative prefix-tuning* method for high-quality code generation. Our approach trains a single, property-specific prefix that is prepended to the LLM’s activations as a lightweight alternative to full fine-tuning [11]. Unlike state-of-the-art methods that train two prefixes with opposite attributes [15], our method efficiently considers both high- and low-quality code with only one prefix. In our approach, we leverage pairs of high- and low-quality code samples as input and introduce a sequence-level *ranking loss* to guide training. This loss directly enables the model to compare and discern quality differences, thereby focusing on the relative aspects that impact code quality. Additionally, we incorporate language modeling loss and Kullback-Leibler (KL) divergence to ensure that generating high-quality code does not degrade the original model’s functional correctness. Furthermore, we design a new data construction pipeline to collect paired code samples. For each data instance, we annotate which parts of the code contribute to its high or low quality. This enriched dataset enables the model to learn more effectively by emphasizing the specific code elements that influence overall quality.

We conduct experiments on the Code Llama 7B model [4] and demonstrate significant improvements in code quality, including over a 100% increase in Min pylint scores in certain task categories. Our approach also outperforms state-of-the-art baselines, achieving up to an 18% improvement in code quality while maintaining functional correctness. Similar findings hold for Phi-2 [16] and Starcoder2 [17], indicating that our method generalizes well across different models. In addition, a user study shows that developers prefer outputs from models optimized with our approach. Further evaluation on the popular HumanEval benchmark reaffirms our method’s performance across different datasets. Finally, an in-depth analysis of model outputs reveals that our method significantly mitigates most quality issues present in generated code.

The main contributions are as follows.

- We present the first study focused on enhancing the quality of code generated by LLMs through controllable code generation via prefix-tuning.
- We propose a novel comparative prefix-tuning method that enhances code quality by training only a single prefix, guided by a sequence-level ranking loss.
- We design a data collection pipeline to construct a high-quality dataset tailored for our task, addressing the lack of suitable datasets for code quality improvement.
- We conduct comprehensive experiments demonstrating that our method enhances LLM-generated code quality while preserving functional correctness.

II. BACKGROUND AND RELATED WORK

In this section, we provide the necessary background knowledge and discuss closely related work relevant to enhancing LLMs for generating high-quality code.

A. Large Language Models for Code Generation

Recent work has introduced a range of LLMs specifically tailored for code generation, including Codex [3], Code Llama [4], AlphaCode [13], and Starcoder [17], [18], among others [19]–[21]. These models are predominantly based on the Transformer architecture [22], which facilitates handling extended contexts and enables the generation of code that is both syntactically correct and semantically meaningful.

In practice, an LLM-based code generator accepts either a partial code snippet or a natural language description of the desired functionality as input. The input is first tokenized and then fed into the code LLM, which proceeds to generate tokens in an autoregressive manner until a termination condition is met (e.g., the generation of a special end-of-sequence token or reaching a predefined token limit). The resulting tokens are concatenated to form the complete code snippet.

Formally, let $x = [x_1, x_2, \dots, x_{|x|}]$ denote a program represented as a sequence of tokens. A Transformer-based autoregressive LLM computes a hidden state h_t at each time step t by incorporating the current token x_t along with all preceding hidden states $h_{<t}$:

$$h_t = \text{LM}(x_t, h_{<t}). \quad (1)$$

The probability distribution over the next token is given by $P(x_t|h_{<t})$, and the joint probability of the entire program is:

$$P(x) = \prod_{t=1}^{|x|} P(x_t|h_{<t}). \quad (2)$$

The training objective is to minimize the negative log-likelihood loss:

$$L(x) = -\log P(x) = -\sum_{t=1}^{|x|} \log P(x_t|h_{<t}). \quad (3)$$

State-of-the-art code LLMs are trained on massive datasets comprising both code and natural language text [3], [23], enabling them to learn complex programming patterns and semantics. LLM-powered tools such as GitHub Copilot [24] have been widely adopted by developers, with studies reporting increased productivity [25], [26]. Additionally, many modern multitask models, such as GPT-4 [27], excel not only in other domains (e.g., image and text analysis) but also in generating code for competitive programming challenges.

B. Quality Issues and Enhancements in LLM-Generated Code

While LLMs show promise in code generation, most studies identify functional correctness as the primary quality concern in their outputs [8]. Prior work typically evaluates quality by measuring the percentage of generated code that passes unit tests. For example, recent studies [8], [28] report that over 60% of ChatGPT-generated Python solutions pass all test cases, though this rate drops for more challenging tasks, underscoring the need for further improvements in correctness.

a) *Enhancing Functional Correctness*: To enhance functional correctness, several approaches incorporate feedback from compilers or interpreters through the execution of unit tests. CodeRL [29], for example, adopts an actor-critic reinforcement learning (RL) framework where the language model serves as the actor, and a token-level correctness predictor acts as the critic, leveraging unit test signals for rewards. CompCoder [30] leverages compiler feedback to enhance code compilability through fine-tuning and RL strategies. PPOCoder [31] expands on this by combining CodeT5 [32] with Proximal Policy Optimization (PPO) [33], incorporating compiler feedback to evaluate both syntactic and functional correctness. RLTF [34] introduces an online RL framework offering fine-grained feedback from compiler errors and adaptively weighting partial test successes to improve correctness. In addition to these training-phase techniques, some studies [35], [36] explore optimizing LLM hyperparameters (e.g., temperature) during generation to produce more correct code.

b) *Beyond Functionality: Code Standards and Best Practices*: Passing unit tests does not fully ensure high-quality code [8]. Evidence shows that code style, maintainability, and other code smells [37], [38] remain significant concerns in LLM-generated programs [8]. Even ChatGPT solutions that pass test cases can exhibit problematic styles and suboptimal maintainability: up to 53% of Java samples and 37% of Python samples generated by ChatGPT analyzed in [8] display these issues. Similar observations have been reported in other studies [9], [38]. Additionally, Rabbi et al. [39] report that modifications to ChatGPT-generated code may introduce additional quality problems [39]. Feng et al. [40] use crowdsourced data to diagnose typical Python errors in ChatGPT-generated code, finding numerous pycodestyle issues. Yetiştiren et al. [41] find that GitHub Copilot [24], Amazon CodeWhisperer [6], and ChatGPT [27] exhibited maintainability issues in the generated code, with the average time to resolve code smells being 9.1 minutes, 5.6 minutes, and 8.9 minutes, respectively. Clark et al. [42] assess the quality of ChatGPT-generated code by measuring its complexity using Halstead metrics, which evaluate factors like program length, volume, and difficulty. Additionally, Siddiq et al. [37] analyze whether code quality issues present in training datasets could leak into the outputs of LLMs, potentially propagating suboptimal practices.

Most prior studies on LLM-generated code quality rely on static analysis tools to detect code smells that indicate software maintainability issues [37]. For example, [8], [37], [38] and [39] employ pylint, Feng et al. [40] use flake8 [43], and Yetiştiren et al. [41] choose SonarQube [44]. Among these, pylint provides a quantitative score (0 to 10) to assess program quality, making it particularly effective for tracking improvements in code quality. Thus, in this paper, we adopt pylint to analyze four common quality issue categories: **E** (Error/bug-prone code), **R** (Refactor suggestions), **C** (Convention violations), and **W** (Warning/minor stylistic concerns).

C. Related Quality Tasks and How Our Work Differs

Existing quality tasks in software engineering, as illustrated in Fig.1, typically focus on evaluating or refining code after it

has been written. For example, traditional code review and code smell detection approaches rely on human reviewers or automated tools to pinpoint defects and quality issues in existing code [45]. Similarly, code refinement based on review comments presupposes the existence of code and feedback from reviewers, focusing on modifying that code to improve its quality post hoc [46]. Another line of work investigates the quality of code that LLMs have already generated, characterizing common weaknesses and offering strategies for mitigating them after the generation process is complete [8]. In contrast, our work differs from these related tasks that address code quality at later stages. We introduce quality control directly into the code generation phase, enabling the proactive generation of high-quality code. As we know, this is a novel task that has not been extensively investigated.

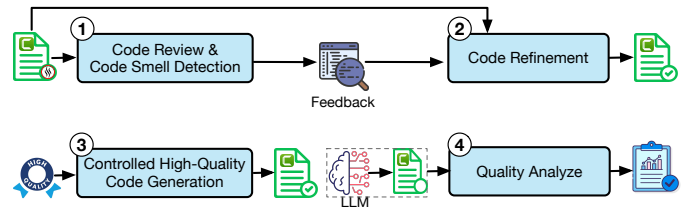


Fig. 1. Visualization of our proposed task (3) vs. code review (1), code refinement (2), and code quality analysis (4) tasks.

In summary, as discussed in Sections II-B and II-C, existing code generation methods have primarily focused on enhancing functional correctness, while often overlooking improvements in style and maintainability. Although recent studies [8], [39], [40] have investigated these quality issues in LLM-generated code, few have proposed effective solutions for systematically enhancing these properties in LLM outputs. Our approach fills this gap by developing a comparative prefix-tuning framework to produce more maintainable, stylistically consistent code without sacrificing functional correctness. To our knowledge, this is the first large-scale effort explicitly aimed at improving style and maintainability in LLM-generated code.

III. OVERVIEW OF OUR METHOD

In this section, we provide an overview of our proposed framework for enhancing code quality generated by LLMs. We first introduce the task formulation, followed by a brief description of our method, and conclude by highlighting its distinctions from previous methods.

A. Task Formulation

We formulate the problem as controllable code generation conditioned on a quality attribute. Given a task instruction I and a desired quality level $q \in \{\text{high}, \text{low}\}$, the objective is to generate a code sequence x that satisfies both the functional requirements of I and the specified quality attribute q . The conditional probability of generating the code sequence x is expressed as:

$$P(x | q) = \prod_{t=1}^{|x|} P(x_t | x_{<t}, I, q), \quad (4)$$

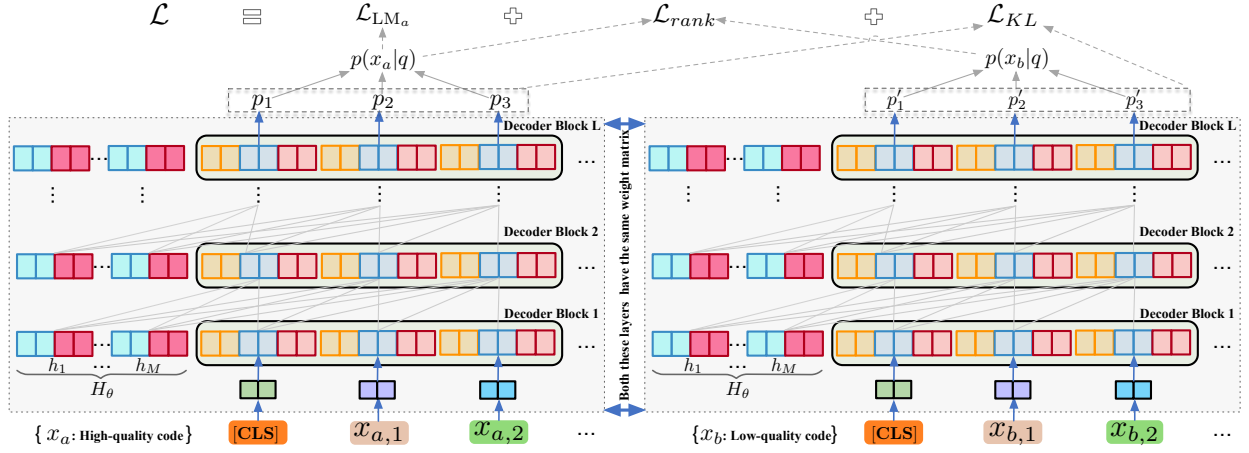


Fig. 2. The overall framework of our comparative prefix-tuning method for improving code quality in LLMs. The prefix is optimized using pairs of high-quality and low-quality code samples, guiding the model to generate code that adheres to coding standards and best practices.

where $x = (x_1, x_2, \dots, x_{|x|})$ represents the sequence of generated code tokens, and $x_{<t}$ denotes the tokens preceding time step t . By conditioning the language model on the quality attribute q , we aim to influence the generation process to produce code that aligns with the desired quality level.

B. Method Overview

To achieve controllable high-quality code generation, we propose a novel *comparative prefix-tuning* method that focuses on generating high-quality code, corresponding to $q = \text{high}$. Our key insight is that by comparing the differences between high- and low-quality code during training, the model can learn how to produce code of higher quality. This insight motivates our method to (1) take pairs of code samples as input, and (2) design a new loss function suitable for providing accurate signals to guide the model's learning based on the input pairs.

To accomplish these objectives, we propose a new algorithm to construct a dataset suitable for controllable high-quality code generation. This dataset consists of pairs of code samples for the same task instruction I , where one is high-quality code and the other is low-quality code. By learning from these pairs, the model can better understand the distinctions that contribute to code quality.

Based on the constructed dataset, we then propose a sequence-level ranking loss \mathcal{L}_{rank} to encourage the model to prefer high-quality code over low-quality code for a given task. This loss function effectively guides the model to assign higher probabilities to high-quality code during generation. Additionally, we incorporate a Kullback-Leibler divergence loss \mathcal{L}_{KL} and language modeling loss \mathcal{L}_{LM_a} to preserve functional correctness by ensuring that the model's output remains similar to the original LLM in regions unrelated to code quality.

Fig. 2 illustrates the overall framework of our comparative prefix-tuning method. By training a single prefix H_θ via comparative learning with paired samples (x_a, x_b) , our approach efficiently enhances the code quality generated by LLMs without significant computational overhead or degradation of functional correctness. For details, please refer to Section IV.

C. Differences from Related Previous Methods

We compare our method with three related approaches in model architecture, as shown in Fig. 3. The first method, basic single-prefix prefix-tuning [11], uses a continuous prefix to influence the model but does not explicitly differentiate between high- and low-quality code. The second method [14], [47] trains two opposing prefixes to create a contrastive signal but processes one sample at a time, not fully capturing code quality distinctions. The third method, full fine-tuning with high-quality code [48], guides the model toward higher quality but risks overwriting pre-trained knowledge and incurs high computational costs. In contrast, our comparative prefix-tuning method uses a single prefix trained on pairs of high- and low-quality code samples, leveraging a sequence-level ranking loss to effectively guide the model toward generating high-quality code. This approach avoids the overhead of training multiple prefixes while improving code quality and maintaining functional correctness. For more experimental results, see Section VI-B.

IV. OUR METHOD

This section presents the details of our method for enhancing code quality in an LLM. We begin by introducing the prefix-tuning mechanism and its parameterization, followed by a description of our *Comparative Prefix-Tuning* approach, the primary step leveraging pairwise comparisons between code samples. Next, we describe a basic *Single-Prefix Tuning* step that further refines the model while preserving its original capabilities. Finally, we detail our data construction process and discuss the key advantages of our approach.

A. Prefix Tuning: Mechanism and Parameterization

Our method employs a lightweight, learnable *prefix* to guide a Transformer-based LLM toward generating high-quality code. Instead of modifying the pre-trained model parameters, we prepend a series of continuous vectors (the prefix) to the LLM's hidden activations at each layer, thereby guiding the subsequent self-attention computation in the Transformer

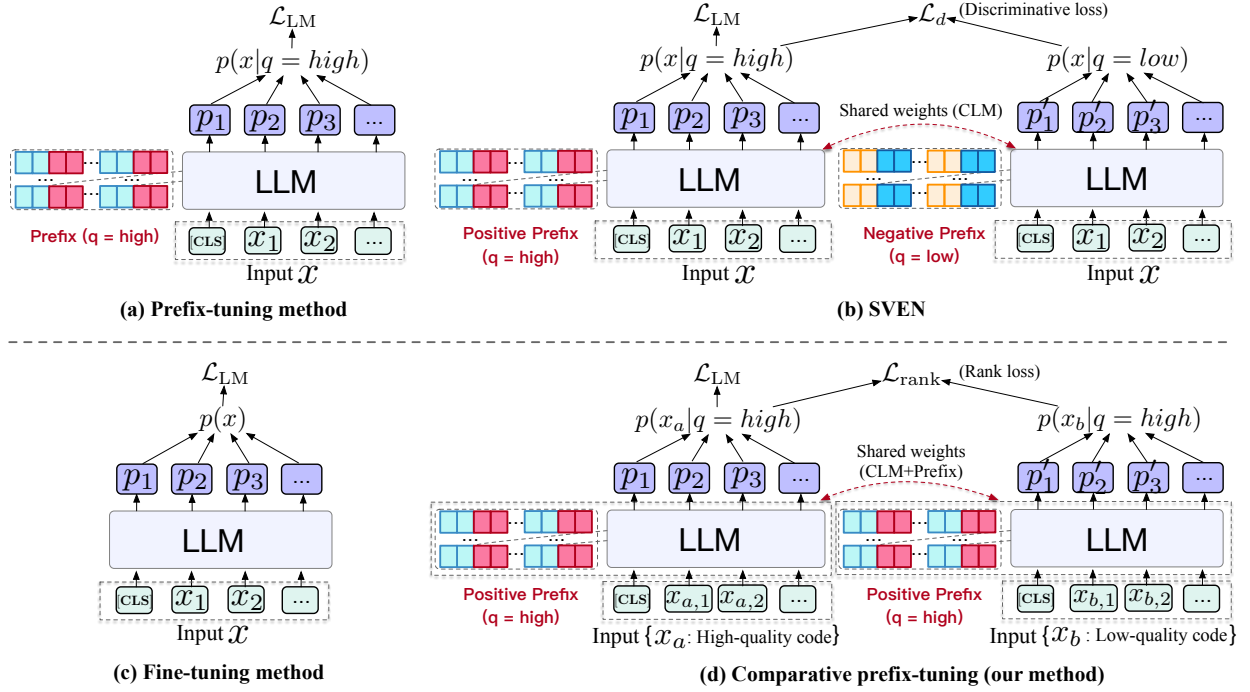


Fig. 3. Comparison of model architectures: our method (d) vs. three related methods (a, b and c) for high-quality code generation

decoder. Fig. 4 illustrates this modification, with the prefix added in the lower right part of the figure, where, in addition to the usual key-value vectors derived from the input tokens, key-value vectors from the prefix are injected into the attention module. By doing so, the resulting attention output matrix z is enriched with property-specific information that steers generation toward desired code attributes.

Formally, we denote the prefix parameters by a matrix H_θ of dimension $M \times D$, where:

- M is the prefix length.
- $D = 2 \times L \times E$ is the dimensionality of the LLM activations, where L represents the number of Transformer layers, E is the hidden size, and the factor 2 accounts for one key vector and one value vector.

To ensure stable training and improved performance, we follow the reparameterization strategy proposed by Li and Liang [11]. Specifically, we reparameterize H_θ as:

$$H_\theta = WH'_\theta \quad (5)$$

where H'_θ is a smaller set of parameters, and W is a large transformation matrix. After training, only H_θ is retained for code generation, while both W and H'_θ are discarded. Moreover, as the LLM parameters γ are kept frozen during training, they also do not need to be saved.

B. Comparative Prefix-Tuning for Quality Enhancement

Our training data consists of pairs of code examples (x_a, x_b) corresponding to high-quality and low-quality code samples for the same task instruction I . For each data pair, we also have mask vectors m_a and m_b indicating the tokens related to quality differences. To train the quality prefix effectively, we introduce the following three losses.

1) *Ranking Loss*: In controllable code generation, it is beneficial to infuse prefixes with information about both what is encouraged and what is discouraged to generate. State-of-the-art methods typically achieve this by training two separate prefixes with opposing attributes [15], [49]. Specifically, one prefix is optimized to generate code exhibiting the desired attribute (positive prefix), while the other suppresses such attributes (negative prefix). During training, these methods process one sample at a time: for high-quality samples, the positive prefix is encouraged to assign higher probabilities, and the negative prefix lower probabilities; for low-quality samples, the opposite is applied.

To address the inefficiencies and limitations associated with maintaining and training two prefixes, we propose optimizing a single prefix H_θ using paired training examples (x_a, x_b) . Our objective is to learn the prefix such that the model assigns higher probabilities to generating x_a while reducing the probability of generating x_b . To achieve this, we introduce a sequence-level *ranking loss*, which is defined as:

$$\mathcal{L}_{\text{rank}} = -\log \sigma(s(x_a, H_\theta, I) - s(x_b, H_\theta, I)), \quad (6)$$

where σ is the sigmoid function, and $s(x, H_\theta, I)$ is the log-likelihood of code sequence x given H_θ and I :

$$s(x, H_\theta, I) = \log P(x | I, H_\theta) = \sum_{t=1}^{|x|} \log P(x_t | x_{<t}, I, H_\theta). \quad (7)$$

By minimizing $\mathcal{L}_{\text{rank}}$, the model is guided to preferentially generate high-quality code sequences over low-quality ones, effectively capturing the subtle differences between them.

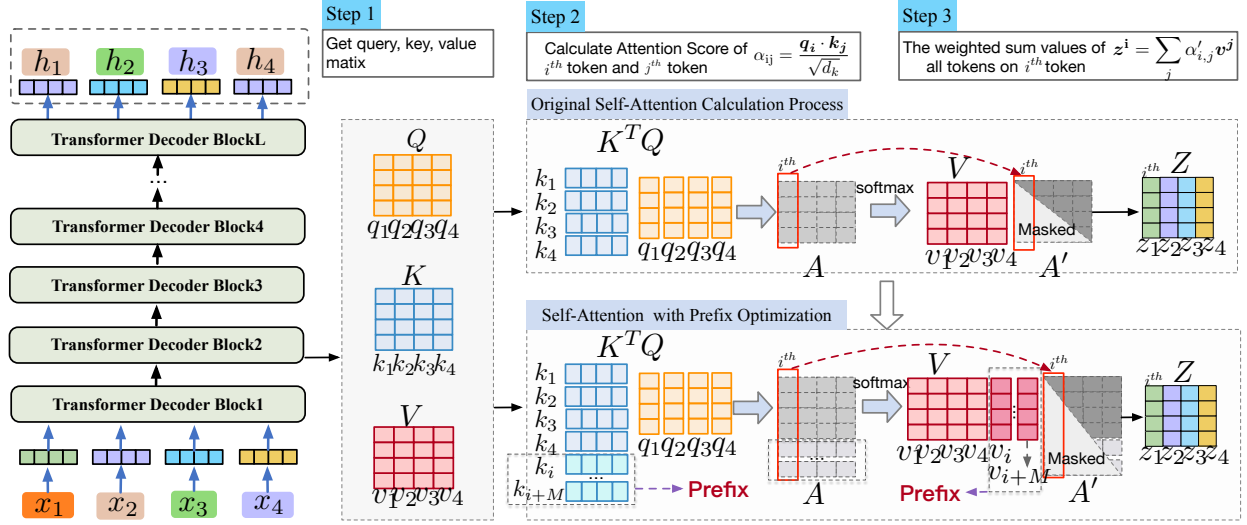


Fig. 4. The self-attention computation process with prefix optimization. The prefixes modify the self-attention mechanism by incorporating attribute-specific information into the key and value vectors.

2) *Ranking Loss with Mask Vectors:* The basic ranking loss does not account for the fact that only specific tokens contribute to code quality. To focus the model's learning on these quality-related tokens, we refine the ranking loss using mask vectors. Inspired by prior work [15], we compute these masks by first comparing paired code samples (x_a, x_b) at the token level using Python's `difflib` [50], which identifies matching blocks and differences between the token sequences. We then construct binary mask vectors m_a and m_b for x_a and x_b , respectively, each with the same length as its corresponding code sample, where a value of 1 indicates that a token is part of a non-matching segment and 0 otherwise. Thus, m_a highlights tokens in x_a representing improvements over x_b , while m_b flags tokens in x_b that indicate lower quality. Based on these masks, the refined ranking loss is formulated as:

$$\mathcal{L}_{\text{rank}} = -\log \sigma(s_{\text{mask}}(x_a, H_\theta, m_a, I) - s_{\text{mask}}(x_b, H_\theta, m_b, I)), \quad (8)$$

where $s_{\text{mask}}(x, H_\theta, m, I)$ is the masked log-likelihood of code sequence x given the prefix H_θ , instruction I and mask m :

$$s_{\text{mask}}(x, H_\theta, m, I) = \sum_{t=1}^{|x|} m_t \cdot \log P(x_t | x_{<t}, I, H_\theta). \quad (9)$$

This formulation ensures that the ranking loss focuses on code segments directly affecting quality. By minimizing $\mathcal{L}_{\text{rank}}$, the model is encouraged to assign higher probabilities to high-quality code in these regions, thereby enhancing its ability to generate code that adheres to code standards.

3) *Language Modeling Loss (High-Quality Focus):* To ensure the model stays aligned with standard code generation practices while emphasizing high-quality examples, we apply a language modeling loss *only* on high-quality code x_a . Moreover, we use a token-level mask so that this loss concentrates

on quality-sensitive tokens. Thus,

$$\mathcal{L}_{\text{LM}_a} = -\sum_{t=1}^T m_{a,t} \log P(x_{a,t} | x_{a,<t}, I, H_\theta) \quad (10)$$

where T is the length of x_a . By restricting \mathcal{L}_{LM} to x_a and the masked positions, we reinforce the model's tendency to produce superior patterns where quality matters most.

4) *Loss Term for Preserving Functional Correctness:* To ensure that our optimized model preserves functional correctness while improving code quality, we introduce an additional loss term \mathcal{L}_{KL} , which computes the KL divergence between the next-token probability distributions of the conditioned model $P(x_t | x_{<t}, I, H_\theta)$ and the original LLM $P(x_t | x_{<t}, I)$:

$$\mathcal{L}_{\text{KL}} = \sum_{t=1}^T (1 - m_t) \cdot \text{KL}(P(x_t | x_{<t}, I, H_\theta) \| P(x_t | x_{<t}, I)) \quad (11)$$

Each KL divergence term is multiplied by $1 - m_t$, meaning that \mathcal{L}_{KL} is applied only to the unchanged regions (tokens not related to quality). This ensures that the prefix does not negatively affect the model's ability to generate functionally correct code in regions unrelated to the quality attribute.

By minimizing \mathcal{L}_{KL} , we encourage the conditioned model to maintain similarities with the original LLM in the unaffected regions. This token-level regularization helps the model achieve comparable performance with the original LLM in terms of functional correctness.

5) *Overall Training Loss:* The overall training loss integrates the above loss functions to optimize the prefix parameters:

$$\mathcal{L} = w_1 \mathcal{L}_{\text{LM}_a} + w_2 \mathcal{L}_{\text{rank}} + w_3 \mathcal{L}_{\text{KL}}, \quad (12)$$

where w_1 , w_2 , and w_3 balance the contributions of the language modeling loss, the masked ranking loss, and the KL divergence loss, respectively.

During training, we keep the parameters γ of the LLM frozen and update only the prefix parameters H_θ . This approach ensures that the underlying language model’s capabilities are preserved while enabling controllable code generation through the prefix.

C. Basic Single-Prefix Tuning for Functional Preservation

Following our comparative prefix-tuning, we optionally conduct a standard single-prefix tuning step to ensure that the “quality” prefix does not adversely affect the model’s original functional correctness. We define \mathcal{D} as the dataset for comparative prefix-tuning, where each sample is represented as (I, x_a, m_a, x_b, m_b) . In this optional stage, however, we only train on (I, x_a) pairs to reinforce the model’s alignment with typical code instructions. The corresponding objective is a standard negative log-likelihood:

$$\mathcal{L}^{\text{bs}} = - \sum_{t=1}^{|x_a|} \log P(x_{a,t} \mid x_{a,<t}, I, H_\theta), \quad (13)$$

This additional tuning step promotes consistent functional correctness alongside improvements in code quality. We will validate the effectiveness of this optional step in Section VI-C.

D. Data Construction

High-quality datasets are essential for effective code quality control when training our model. However, existing datasets lack code samples with accurate quality labels and annotations highlighting quality-related tokens. To address this, we design a novel data construction pipeline to collect pairs of high-quality and low-quality code samples with significant quality differences but high structural similarity.

1) *Algorithm Overview*: Algorithm 1 summarizes our data construction procedure. Given a set of tasks from the APPS dataset [12], we prompt the target LLM to generate multiple code solutions for each task using the hyperparameter settings described in Section V-E (Lines 2-4). We then assess the quality of each generated code solution using pylint and filter out those with non-positive pylint scores to focus on meaningful code samples (Lines 5-6).

For each task, we measure lexical similarity among the filtered code samples and compute their pylint-score differences to identify candidate pairs with high similarity yet substantial quality gaps (Lines 8-14). From these candidate pairs (\mathcal{P}_t), we prioritize those in which *both* solutions pass at least one essential test (Lines 15-22); if none meet this functional requirement, we default to the pair with the highest combined score (Lines 23-24). Finally, for the chosen pair (x_a, x_b) , we generate token-level mask vectors (m_a, m_b) highlighting quality-relevant differences, and add the resulting data instance (I, x_a, m_a, x_b, m_b) to our final dataset \mathcal{D} (Lines 25-26). This procedure ensures each pair exhibits a clear quality contrast, high lexical similarity, and, as far as possible, essential functional correctness.

Algorithm 1: Data Construction Pipeline for Prefix Dataset $\mathcal{D}_{\text{prefix}}$

Input: Set of tasks \mathcal{T} from APPS dataset
Output: Dataset $\mathcal{D}_{\text{prefix}}$ of code pairs for prefix training

```

1 Initialize dataset  $\mathcal{D}_{\text{prefix}} \leftarrow \emptyset$ ;
2 for each task  $t \in \mathcal{T}$  do
3   Obtain task instruction  $I$ ;
4   Generate  $n$  code samples  $\{x_i\}_{i=1}^n$  using the target LLM;
5   Compute pylint scores  $\{s_i\}_{i=1}^n$  for each  $x_i$ ;
6   Filter code samples with  $s_i > 0$  to obtain set  $\mathcal{X}_t$ ;
7   Initialize an empty list of code pairs  $\mathcal{P}_t$ ;
8   for each code pair  $(x_a, x_b)$  in  $\mathcal{X}_t$  do
9     Compute code similarity  $S(x_a, x_b)$ ;
10    Compute quality score difference  $\Delta s = |s_a - s_b|$ ;
11    Normalize score difference  $\delta = \Delta s / 10$ ;
12    if  $\delta > \delta_{\min}$  and  $S(x_a, x_b) > S_{\min}$  then
13      Compute combined score
14       $\text{Score} = \beta_1 \times \delta + \beta_2 \times S(x_a, x_b)$ ;
15      Add  $(x_a, x_b, \text{Score})$  to  $\mathcal{P}_t$ ;
16  if  $\mathcal{P}_t$  is not empty then
17    Sort  $\mathcal{P}_t$  by descending Score;
18     $\text{pairSelected} \leftarrow \text{False}$ ;
19    for each  $(x_a, x_b, \text{Score})$  in  $\mathcal{P}_t$  in sorted order do
20      if  $x_a$  and  $x_b$  both pass at least one essential
21      test case then
22        select this pair  $(x_a, x_b)$ ;
23         $\text{pairSelected} \leftarrow \text{True}$ ; break;
24    if not  $\text{pairSelected}$  then
25      Select the pair with the highest Score;
26  Generate mask vectors  $m_a, m_b$  for token-level
  differences;
  Add  $(I, x_a, m_a, x_b, m_b)$  to  $\mathcal{D}_{\text{prefix}}$ ;

```

2) *Heuristic Filtering*: We employ heuristic filtering to narrow candidate code samples to those likely to provide meaningful training signals. First, we select samples with positive pylint scores, excluding those with fatal or excessive errors (Line 6). Second, we filter out code pairs with minimal quality score differences or low similarity, to better identify quality-related key tokens (Line 12).

For similarity calculations, we treat each code snippet as a set of tokens and compute cosine similarity between their frequency vectors using *CountVectorizer* from Python’s *sklearn* library. This approach treats the code samples as a bag of words, without considering token order, which allows for the calculation of similarity based on shared vocabulary.

The difference in pylint scores between two code samples reflects the quality gap. We normalize the score difference Δs by dividing it by 10 to map it into a range between 0 and 1. The combined score for each code pair is calculated as:

$$\text{Score} = \beta_1 \times \frac{\Delta s}{10} + \beta_2 \times S(x_a, x_b) \quad (14)$$

We set $\Delta s_{\min} = 1$ and $S_{\min} = 0.4$ to ensure that only code pairs with a certain quality gap and similarity are selected. Additionally, the weighting coefficients $\beta_1 = 0.7$ and $\beta_2 = 0.3$ are chosen based on preliminary experiments on a smaller

dataset, balancing the relative importance of quality difference versus lexical similarity.

3) *Example Sample*: An example of a data instance from our dataset is shown in Fig. 5. It consists of the task instruction I , the high-quality code sample x_a , the low-quality code sample x_b , and the mask vectors m_a , m_b .

Instruction I: Given a non-decreasing integer array, modify it in-place so that each unique element appears at most twice, while maintaining the relative order of elements.	
High-Quality Code x_a	Low-Quality Code x_b
<pre> 1 def removeDuplicates(self, nums): 2 n = 0 3 if len(nums) == 1: 4 return 1 5 6 for i, v in enumerate(nums): 7 if i == len(nums) - 1: 8 break 9 if nums[i] != nums[i+1]: 10 nums[n] = nums[i] 11 n += 1 12 return n </pre>	<pre> 1 def removeDuplicates(self, nums): 2 n = 0 3 if len(nums) == 1: 4 return 1 5 6 for i in range(len(nums)): 7 if i == len(nums) - 1: 8 break 9 if nums[i] != nums[i+1]: 10 nums[n] = nums[i] 11 n += 1 12 return n </pre>
PyLint score of 5.5	PyLint score of 4.5
m_a highlighting tokens associated with high code quality (marked in green);	m_b highlighting tokens associated with low code quality (marked in red);

Fig. 5. A data instance consisting of an instruction I , a high-quality code sample x_a , a low-quality code sample x_b , and their corresponding mask vectors m_a , m_b .

4) *Intermediate and Final Statistics*: We apply our data construction pipeline to the APPS dataset, which consists of 10,000 programming tasks. Of these, the target LLM successfully generates code samples for 9,994 tasks. After applying Algorithm 1, we obtain 4,436 valid code pairs suitable for experimentation. These pairs span a diverse range of programming tasks and exhibit both significant quality differences and high structural similarity, thus providing strong learning signals to effectively train the target model for controllable code generation via our comparative prefix-tuning method.

E. Advantages of Our Method

To the best of our knowledge, our work is among the first to focus on enhancing LLM-generated code quality so that it adheres to best practices and coding standards. Our method introduces several innovations that distinguish it from existing approaches: (1) Our method achieves more effective controllable code generation regarding quality by training a single prefix via comparative learning with paired samples; (2) We introduce a novel sequence-level ranking loss that encourages the model to assign higher probabilities to high-quality code (i.e., code that adheres to best practices) over low-quality ones; (3) Our method ensures that quality improvements do not compromise the functional correctness of the generated code. By incorporating a KL divergence loss on tokens unrelated to quality, we maintain the model’s ability to produce both high-quality and functionally correct code; (4) We improve the code quality of a publicly released LLM without relying on a higher-quality reference model or manually curated expert solutions. The process draws entirely on the model’s own generated outputs (and their relative quality) to guide prefix training.

V. EXPERIMENTAL DESIGN

A. Research Questions

To evaluate the effectiveness of our method¹, we pose the following research questions. First, we investigate whether our approach improves generated code quality while preserving functional correctness (RQ1). Next, we assess its performance compared to state-of-the-art prefix-tuning and fine-tuning methods (RQ2). Then, we conduct ablation studies to determine the contribution of each component, ensuring that the improvements are attributable to key design choices (RQ3). Additionally, we evaluate the generalizability of our method by testing it on diverse code LLMs (RQ4). Finally, we perform a human evaluation to determine the extent to which users prefer our optimized code (RQ5).

RQ1: To what extent does our method improve the quality of generated code compared to a baseline model, while maintaining functional correctness?

RQ2: To what extent does our proposed comparative prefix-tuning outperform other state-of-the-art methods in enhancing code quality?

RQ3: How do the individual components of our method (e.g., ranking loss) and variations affect performance?

RQ4: Can our comparative prefix-tuning method be effectively applied to other code LLMs beyond Code Llama?

RQ5: To what extent do users prefer our optimized code: a human evaluation study?

B. Evaluation Metrics

We evaluate our method on two primary dimensions: *code quality* and *functional correctness*. These two evaluation criteria assess whether our approach improves generated code quality while preserving its functionality.

1) *Code Quality*: Following previous work [8], [37]–[39], we evaluate the quality of generated Python code using the static analysis tool pylint, which identifies four common categories of quality issues: **E** (Errors or bug-prone code), **R** (Refactor suggestions), **C** (Convention violations), and **W** (Warnings or minor stylistic concerns). Let $F \in \{0, 1\}$ be a binary indicator denoting the presence of a fatal error (i.e., unable to process file [38]), where $F = 1$ if such an error exists and $F = 0$ otherwise. Additionally, let $E, R, C, W \geq 0$ represent the respective counts of errors, refactor suggestions, convention violations, and warnings, while $S > 0$ denotes the total number of statement nodes. The final code quality score Q is computed as:

$$Q = \max\left(0, \begin{cases} 0, & \text{if } F = 1, \\ 10 - \left(\frac{5E + R + C + W}{S} \times 10\right), & \text{if } F = 0, \end{cases}\right). \quad (15)$$

This formulation ensures that all scores fall within the $[0, 10]$ range. Code with few or no issues achieves higher scores, while the presence of more severe or numerous infractions results in proportionally greater deductions. As this formulation is derived from pylint, we refer to it as the pylint score.

¹The optimized model has been uploaded to HuggingFace at <https://huggingface.co/DarkJian/PrefixForQuality/tree/main>.

Adopting the same settings as [37], [38], we exclude specific style issues, such as those related to whitespaces, newlines, and invalid names. Import-related issues are also excluded, as pylint is known to be unreliable in assessing the usage of import statements [51]. Additionally, fatal errors, referring to files that could not be processed by pylint, are omitted.

Since an LLM may generate multiple solutions for each prompt, we adopt a task-level strategy for collecting and evaluating solutions. Specifically, for each task prompt, we compute the *mean*, *maximum*, and *minimum* (*Mean*, *Max*, and *Min*, respectively) pylint scores across all generated solutions. Then, we average these statistics across all tasks within a given dataset or category. This approach offers a comprehensive view of each model’s code quality outputs.

2) *Functional Correctness*: We use the **pass@k** metric [3] to evaluate functional correctness. For each task, we generate k code samples and check whether any of them pass all the unit tests provided in the APPS dataset. The pass@k metric is defined as the percentage of tasks for which at least one of the k generated samples is functionally correct. We consider k values of 5, 10, and 100 to evaluate the model’s performance.

C. Enhanced Model

For our experiments, we select the Code Llama 7B model [4], an open-source language model that has demonstrated promising performance on code generation tasks. Code Llama 7B is specifically designed for code generation and supports multiple programming languages, including Python, which is the primary language in our dataset.

We choose Code Llama 7B due to its balance between model size and performance, making it suitable for experimentation on available computational resources. Additionally, to verify the effectiveness and generalization of our method, we conduct further experiments with other open-source models such as Phi-2 2.7B [16] and Starcoder2 7B [17], [18], which are discussed in Section VI-D.

D. Dataset

To evaluate our method, we utilize the dataset constructed through the data collection pipeline described in Section IV-D. This dataset comprises 4,436 pairs of code samples (8,872 code examples in total), each pair featuring code solutions with marked quality differences but high lexical similarity. By learning from these pairs, the model can better discern the nuanced factors that contribute to code quality. Since the APPS dataset [12] classifies its tasks into three difficulty levels, i.e., *Introductory*, *Interview*, and *Competition*, we retain the same categories to investigate how effectively our method enhances code quality across varying task complexities. Among the 4,436 valid task prompts in our dataset, 1,794 belong to Introductory tasks, 2,171 to Interview tasks, and the remaining pertain to Competition tasks.

To provide an intuitive understanding of code quality, we compare the quality of code generated by the publicly released Code Llama model [4] with the reference solutions provided in APPS. For both references and LLM-generated solutions, we follow the task-level strategy detailed in Section V-B,

computing the mean, maximum, and minimum scores for solutions to each task prompt and then aggregating the results across tasks within each difficulty category.

Table I and Fig. 6 summarize the results across *Introductory*, *Interview*, and *Competition* tasks. For both *Mean* and *Max* pylint scores, Code Llama typically outperforms the APPS reference code in all difficulty levels, aligning with prior evidence that advanced LLMs can generate code of comparable or even superior quality to human-written examples [9], [52]. However, on the *Min* metric, reference solutions slightly outperform Code Llama in all three categories. This suggests that while LLMs generally excel, they occasionally produce weaker solutions, likely due to imperfections in the model’s large-scale training data, which can yield inconsistent or suboptimal code samples under certain prompts or constraints.

TABLE I
COMPARISON OF CODE QUALITY METRICS BETWEEN THE REFERENCE CODE PROVIDED BY APPS AND THE CODE GENERATED BY THE PUBLICLY RELEASED CODE LLAMA MODEL

Model	Introductory			Interview			Competition		
	Mean	Max	Min	Mean	Max	Min	Mean	Max	Min
Reference	4.32	6.15	2.77	4.35	6.11	3.77	5.94	7.74	3.34
Code Llama	4.93	7.12	2.21	5.31	7.60	2.25	5.85	8.08	2.57

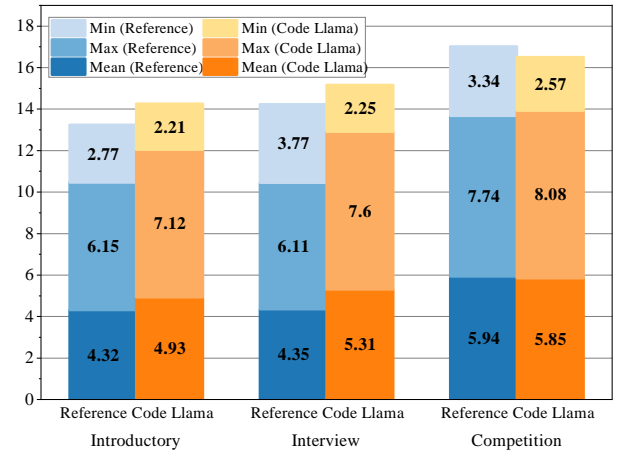


Fig. 6. Grouped bar chart of code quality comparison. Code quality of Reference vs. Code Llama, measured by pylint scores. The grouped bar chart illustrates the Mean, Max, and Min scores across three categories: Introductory, Interview, and Competition.

Finally, to systematically evaluate how our comparative prefix-tuning addresses these inconsistencies and improves code quality, we split the 4,436 code pairs into training, validation, and test sets (8:1:1). Each subset maintains the difficulty-level distribution (Introductory, Interview, Competition), ensuring a well-balanced evaluation.

E. Implementation Details and Computation Cost

We implement our method using PyTorch and the Hugging Face Transformers library [53]. Training is conducted on two NVIDIA A6000 GPUs, each with 48 GB of memory. The total training time is approximately 3 hours, showcasing the efficiency of our method in terms of computational resources.

During training, we keep the parameters of the Code Llama 7B model frozen and update only the prefix parameters H_θ . The prefix length M is set to 12, and the prefix parameters are initialized randomly. The training process employs a learning rate of 1×10^{-3} , a batch size of 1, and the AdamW optimizer [54]. Weighting coefficients $w_1 = 1.0$, $w_2 = 4.0$, $w_3 = 1.6$ are used to balance the contributions of the language modeling loss, the masked ranking loss, and the KL divergence loss, respectively. These hyperparameters are carefully selected based on preliminary experiments to achieve optimal performance. To stabilize the training process, gradient clipping is applied with a maximum norm of 1.0. During evaluation, following [47], we use random sampling with a temperature of 0.4 and a top-p of 0.95 to generate 100 solutions per task. Due to GPU memory limitations, we adopt the *100_30_different* strategy [35], where 30 solutions are generated at once and the process is repeated until all 100 solutions are produced.

In terms of computational cost, our method is efficient due to the small number of trainable parameters introduced by the prefixes (approximately 0.05% of the base model's parameters). This allows us to train large models like Code Llama 7B on standard hardware in a reasonable time.

VI. EXPERIMENT RESULTS

A. RQ1: To what extent does our method improve the quality of generated code compared to a baseline model, while maintaining functional correctness?

To answer this question, we compare the code quality and functional correctness of (i) a baseline model, the publicly released Code Llama [4], against (ii) our model, optimized using the proposed method applied to the baseline. Code quality is evaluated using pylint scores, which are averaged over multiple generated solutions per prompt and then aggregated across all prompts, as described in Section V-B. Functional correctness is measured using pass@k scores on the APPS benchmark [3], a widely adopted metric for assessing code generation performance.

a) Code Quality: Table II presents the *Mean*, *Max*, and *Min* pylint scores achieved by our method compared to the baseline across Introductory, Interview, and Competition tasks. In all three categories, our method significantly outperforms Code Llama on average (*Mean*), achieving up to a 36.1% improvement in Introductory tasks (6.63 vs. 4.87). The *Max* scores also improve substantially, with an increase of up to 14.9% in the Introductory category, indicating our optimized model produces higher-quality top solutions. Notably, the *Min* scores show remarkable improvement; for example, in the Introductory tasks, the score rises from 2.13 to 4.37, reflecting a gain of over 105%. Fig. 7 provides a visual representation of these results as grouped bar charts, demonstrating that our improvements are consistent across all difficulty levels. We attribute these advancements to our comparative learning scheme (Section IV), which effectively distinguishes between high- and low-quality code during training. This enables the model to internalize more robust patterns related to code style, maintainability, and adherence to best practices.

TABLE II
COMPARISON OF CODE QUALITY BETWEEN THE BASELINE CODE LLAMA AND OUR PREFIX-TUNED MODEL, MEASURED BY PYLINT SCORES.

Model	Introductory			Interview			Competition		
	Mean	Max	Min	Mean	Max	Min	Mean	Max	Min
Code Llama	4.87	7.15	2.13	5.26	7.57	2.15	6.04	8.41	2.41
Ours	6.63	8.22	4.37	7.30	8.62	5.22	7.44	8.82	4.86

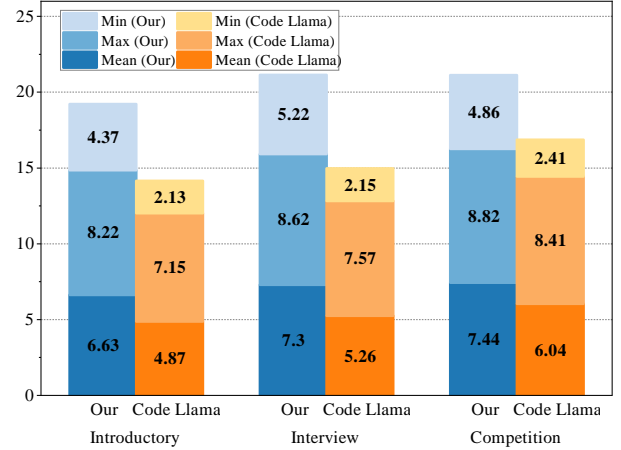


Fig. 7. Grouped bar chart of code quality comparison. The code quality of baseline Code Llama vs. our prefix-tuned model, measured by pylint scores. The grouped bar chart illustrates the Mean, Max, and Min scores across three categories: Introductory, Interview, and Competition.

b) Functional Correctness: We next evaluate the functional correctness of both models using pass@k metrics, as shown in Table III. Contrary to a common concern that stronger constraints on style or structure might degrade correctness, our model actually achieves *equal or better* pass@k than the baseline Code Llama across all difficulty levels. For instance, in the Introductory tasks, pass@100 improves from 41.2% to 47.4%, and even in the more challenging Competition tasks, our method outperforms the baseline by approximately 2% on pass@100. This improvement can be attributed to the synergy among \mathcal{L}_{LM} , \mathcal{L}_{rank} , and \mathcal{L}_{KL} as introduced in Section IV. The ranking loss \mathcal{L}_{rank} emphasizes high-quality patterns, while the language modeling loss \mathcal{L}_{LM} and KL-divergence terms \mathcal{L}_{KL} preserve the baseline model's functional capabilities. Furthermore, the final single-prefix tuning stage further consolidates correctness by aligning model outputs with diverse instructions, effectively preventing catastrophic shifts and ensuring robust performance.

TABLE III
FUNCTIONAL CORRECTNESS OF BASELINE CODE LLAMA VS. OUR PREFIX-TUNED MODEL, EVALUATED VIA PASS@K (P@K).

Model	Introductory			Interview			Competition		
	P@5	P@10	P@100	P@5	P@10	P@100	P@5	P@10	P@100
Code Llama	22.0	27.6	41.2	4.0	5.7	14.2	1.6	2.9	12.2
Ours	22.4	27.8	47.4	4.9	6.9	14.9	2.5	4.0	13.3

c) Analysis of Specific Issue Frequencies: Fig. 8 examines the frequencies of eight specific pylint issue types identified in [8], such as W0612 (unused-variable) and R0912 (too-

many-branches). For this analysis, we focus on the *highest-scoring* pylint output per task from our test set, comparing the baseline Code Llama with our optimized model. The occurrence of each issue is counted to evaluate the relative improvements achieved by our approach. As illustrated in the figure, our method results in an overall reduction in issue occurrences, as indicated by the purple bars, compared to the baseline Code Llama outputs shown in orange. For certain issues, such as W0622, our method generates cleaner code, demonstrating that the comparative prefix-tuning effectively mitigates many problematic patterns.

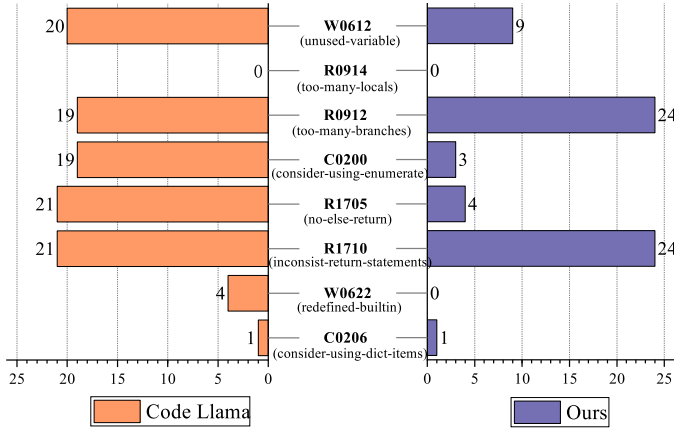


Fig. 8. The occurrence of selected pylint issues, as identified in [8], in the highest pylint-scoring generated code per task in our test set. purple bars show our model’s output, and orange bars represent the baseline Code Llama’s output. Notably, while many issues decrease, the frequencies of R0912 and R1710 increase in our model, possibly due to insufficient representation of these patterns in training.

However, for two specific categories, i.e., R0912 (too-many-branches) and R1710 (inconsistent-return-statements), our optimized model exhibits slightly higher frequencies than the baseline. This could be attributed to insufficient representation of these patterns in the training data or the inherent complexities associated with branching and return statements. It is worth noting that these eight issues, while insightful, do not cover all possible problem categories in Python code. To provide a more comprehensive evaluation, we extend our analysis in Section VII-A to include all pylint issue categories present in the outputs of both models, offering deeper insights into quality improvements and unresolved challenges.

Conclusion: Our method demonstrates clear improvements in the code quality of the baseline model, as evidenced by an increase in Mean pylint scores of up to 36.1% and a more than 100% rise in Min scores for Introductory tasks, all while maintaining or slightly enhancing functional correctness.

B. RQ2: To what extent does our proposed comparative prefix-tuning outperform other state-of-the-art methods in enhancing code quality?

To answer this question, we compare our method against three baseline approaches that share similar architectures but differ in how they handle quality attributes (see Fig. 3 for an overview). The **first method** [11] trains a *single prefix* to

influence the model’s outputs but offers no explicit mechanism to distinguish high- and low-quality code. The **second method** [14], [47] uses *two opposing prefixes* to provide a contrastive signal, yet it processes only one example at a time, hampering its ability to capture subtle code quality differences. The **third approach** [48] fine-tunes the *entire model* on high-quality data, incurring higher computational costs and potentially overwriting pre-trained knowledge.

a) Code Quality Comparison: Table IV compares the *Mean*, *Max*, and *Min* pylint scores of our method and three baselines across *Introductory*, *Interview*, and *Competition* categories. For instance, in the *Interview* category, the second method (i.e., SVEN [47]), which represents the state-of-the-art approach, achieves a *mean* score of 6.55 and a *min* score of 4.43, while our approach achieves a *mean* of 7.30 and a *min* of 5.22. These differences correspond to an approximately 11% increase in *mean* and an 18% gain in *min* relative to SVEN. Fig. 9, a grouped bar chart of these results, illustrates that our method consistently outperforms all baselines across all categories. These findings suggest that comparative prefix-tuning provides a clear advantage in learning code features associated with higher quality. By leveraging pairs of high- and low-quality examples, our sequence-level ranking loss systematically emphasizes distinctions that purely single-sample or multi-prefix strategies may overlook.

TABLE IV
COMPARISON OF CODE QUALITY, MEASURED BY PYLINT SCORES, BETWEEN OUR METHOD AND THREE BASELINE APPROACHES.

Method	Introductory			Interview			Competition		
	Mean	Max	Min	Mean	Max	Min	Mean	Max	Min
First	5.45	6.85	3.90	5.81	7.28	3.82	6.81	8.11	4.87
Second	6.27	7.58	4.31	6.55	7.98	4.43	7.42	8.52	5.17
Third	5.84	7.59	3.49	6.13	7.93	3.56	6.39	8.20	3.87
Ours	6.63	8.22	4.37	7.30	8.62	5.22	7.44	8.82	4.86

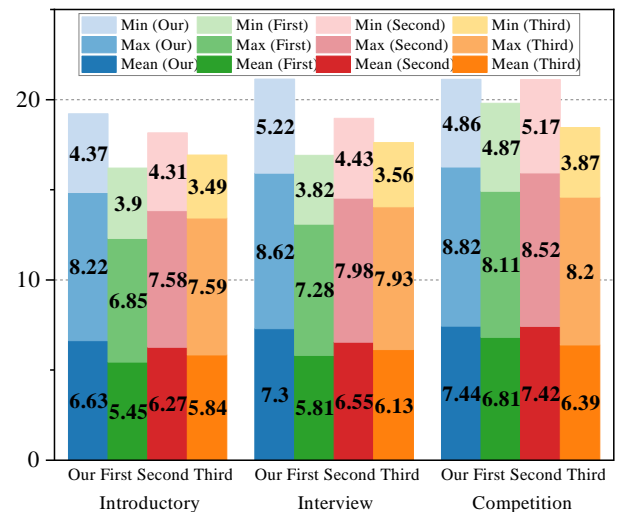


Fig. 9. Grouped bar chart of code quality comparison (Mean, Max, Min) across Introductory, Interview, and Competition tasks, contrasting our method with baseline approaches.

b) *Functional Correctness*: Table V presents the pass@k (e.g., P@5, P@10, P@100) results across three difficulty levels, comparing our approach against three baseline methods. As shown in the table, our method maintains functional correctness at levels comparable to or slightly exceeding those of the baselines in most scenarios. For example, in *Interview* tasks, our method outperforms the state-of-the-art baseline in pass@10 by approximately 40.8-46.8%, demonstrating that carefully balancing ranking loss, language modeling loss, and KL divergence not only improves the quality of generated code but also preserves functional correctness. Furthermore, the final basic single-prefix tuning phase stabilizes functional fidelity by aligning the model with diverse instructions without eroding its newly acquired quality-oriented parameters.

TABLE V
FUNCTIONAL CORRECTNESS OF OUR METHOD AND THREE BASELINE APPROACHES, EVALUATED VIA PASS@K (P@K).

Model	Introductory			Interview			Competition		
	P@5	P@10	P@100	P@5	P@10	P@100	P@5	P@10	P@100
First	23.3	27.6	35.1	3.6	4.7	9.3	2.1	3.0	6.7
Second	20.0	25.1	35.1	3.4	4.9	12.5	2.0	3.7	16.7
Third	21.3	25.7	36.1	3.5	4.7	9.3	1.8	3.2	14.4
Ours	22.4	27.8	47.4	4.9	6.9	14.9	2.5	4.0	13.3

c) *Efficiency Considerations*: Our method significantly reduces training overhead by updating only a very small fraction (approximately 0.05%) of the model parameters, as shown in Table VI. Compared to full-model fine-tuning (Third baseline) and the second baseline (SVEN [47]), our approach requires substantially less training time and uses only half the prefix parameters of SVEN, while delivering superior quality improvements. Although the first baseline, which uses half the data pairs and a simpler language modeling loss, yields the shortest training time, it results in the weakest final performance. Note that during inference, the entire model is still required, so there is no reduction in latency or memory footprint; however, the training efficiency gains are particularly beneficial when training cost is the primary bottleneck.

TABLE VI
EFFICIENCY COMPARISON IN TERMS OF TRAINABLE PARAMETERS AND TRAINING TIME.

Method	Device	Trainable/Total Params	Training Time
First	A6000 (48GB) $\times 1$	3.15M / 6.74B	19 min/epoch $\times 3$
Second (SVEN)	A6000 (48GB) $\times 1$	6.29M / 6.74B	96 min/epoch $\times 3$
Third (Full FT)	A100 (80GB) $\times 2$	6.74B / 6.74B	100 min/epoch $\times 5$
Ours	A6000 (48GB) $\times 1$	3.15M / 6.74B	55 min/epoch $\times 3$

Conclusion: Our comparative prefix-tuning outperforms other state-of-the-art baselines in code quality, achieving improvements of up to 18% in certain categories, while maintaining functional correctness and achieving the best results in most scenarios.

C. *RQ3: How do the individual components of our method (e.g., ranking loss) and variations affect performance?*

Our training procedure consists of two main stages. First, we perform *comparative prefix-tuning*, during which we jointly

optimize three losses, i.e., \mathcal{L}_{LM} , \mathcal{L}_{rank} , and \mathcal{L}_{KL} , using paired high- and low-quality code samples to enhance code quality while preserving functional correctness (see Section IV). Next, we optionally apply a basic single-prefix tuning method that uses only the high-quality samples from these pairs to promote consistent functional correctness alongside the quality improvements achieved in the first stage. To assess the contribution of each component, we analyze five ablated variants of our method:

- **No_lm**: Omits the language modeling loss (\mathcal{L}_{LM}) on high-quality samples, potentially diminishing the model’s ability to retain its original capabilities.
- **No_rank**: Removes the sequence-level ranking loss (\mathcal{L}_{rank}), thus lacking direct high-vs. low-quality comparisons.
- **No_kl**: Disables the KL divergence term (\mathcal{L}_{KL}), potentially causing shifts in functional correctness.
- **No_bs**: Skips the basic single-prefix tuning stage, relying solely on comparative prefix-tuning for optimization.
- **No_pt**: Skips the *comparative prefix-tuning* step, and applies only the basic single-prefix tuning on high-quality samples.

We compare these variants with our complete approach (**Ours**), which incorporates all three losses during the comparative prefix-tuning stage followed by the optional basic single-prefix tuning. Table VII reports the *Mean*, *Max*, and *Min* pylint scores for the Introductory, Interview, and Competition categories, while Table VIII details pass@k for each variant. To illustrate the trade-off between code quality and functional correctness, Fig. 10 visualizes the performance of each variant across these two metrics.

a) *Code Quality Analysis*: As shown in Table VII, removing the sequence-level ranking loss (**No_rank**) causes the largest drop in *min* scores, e.g., from 4.37 to 3.37 in Introductory tasks (a decrease of $\approx 23\%$) and from 5.22 to 3.93 in Interview tasks (a reduction of $\approx 25\%$). Fig. 10 further illustrates that **No_rank** consistently yields lower quality (smaller y-values) across all six subplots. These observations highlight that our ranking-based comparison between high- and low-quality code is critical for achieving robust quality improvements across all categories. We also observe that **No_pt** (no comparative prefix-tuning) suffers from lower minimum pylint scores than **Ours**, indicating that the proposed comparative prefix-tuning acts as a crucial driver for achieving consistent and significant quality improvements.

TABLE VII
COMPARISON OF CODE QUALITY BETWEEN OUR METHOD AND ITS VARIANTS, ASSESSED VIA PYLINT SCORES.

Model	Introductory			Interview			Competition		
	Mean	Max	Min	Mean	Max	Min	Mean	Max	Min
No_lm	7.04	8.11	5.39	7.33	8.30	5.72	7.76	8.68	5.85
No_rank	5.74	7.43	3.37	6.21	7.78	3.93	7.02	8.30	4.57
No_kl	7.11	7.98	5.95	7.46	8.31	6.14	8.02	8.80	6.69
No_pt	6.05	7.82	3.68	6.54	8.13	4.18	7.07	8.37	4.57
No_bs	6.91	7.95	5.40	7.29	8.14	5.87	7.66	8.58	5.89
Ours	6.63	8.22	4.37	7.30	8.62	5.22	7.44	8.82	4.86

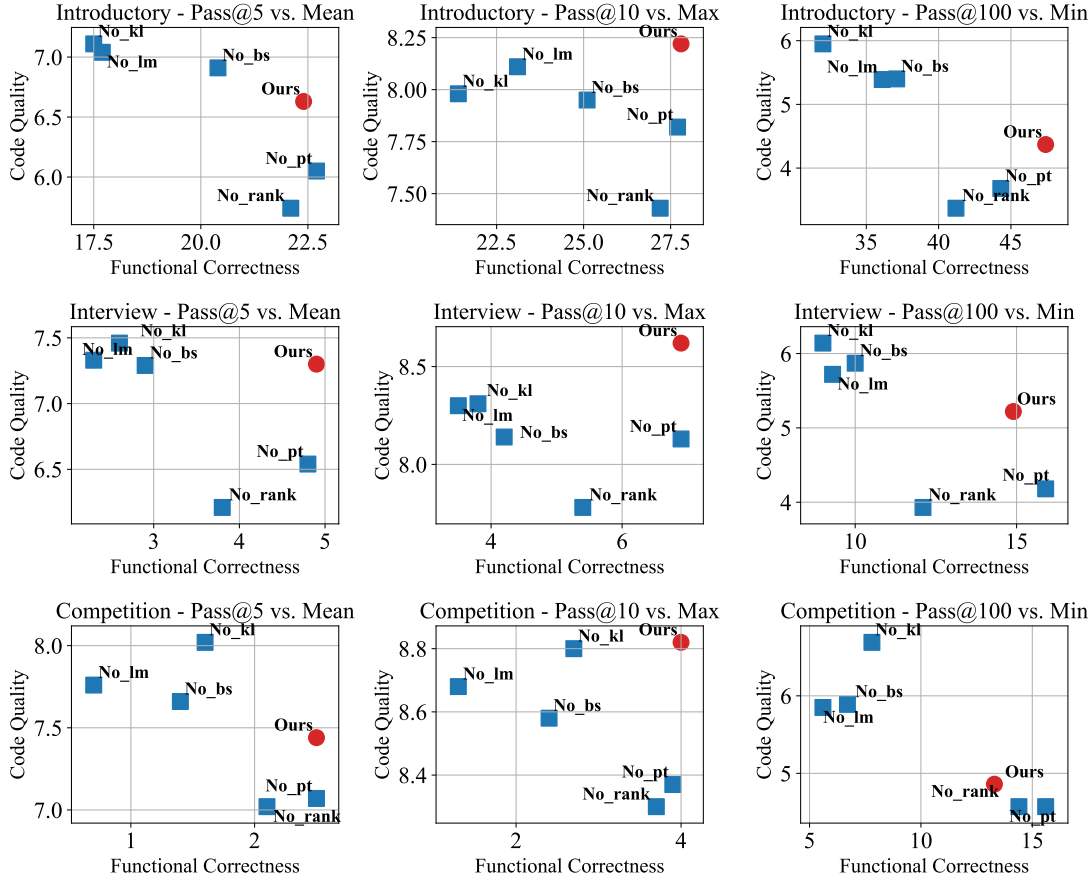


Fig. 10. Comparison of our method and its ablation variants in code quality and functional correctness across task difficulties (Introductory, Interview, Competition). The x-axis represents functional correctness (Pass@k), and the y-axis represents code quality (pylint scores). Each subplot evaluates specific metrics (P@5, P@10, P@100) against different pylint score metrics (Min, Mean, Max). Our method (red circles) achieves a superior balance between functional correctness and code quality, consistently outperforming its ablation variants (blue squares) by maintaining high correctness while preserving code quality.

b) Functional Correctness: As observed in Table VIII, removing either the KL divergence term (**No_kl**) or the language modeling loss (**No_lm**) can significantly degrade pass@k metrics. For example, omitting the KL term reduces pass@5 in Introductory tasks from 22.4 to 17.5 (a 22% decrease), and from 4.9 to 2.6 (47%) in Interview tasks. Fig. 10 illustrates that such ablations exhibit smaller x-axis values in multiple subplots, highlighting the importance of both the KL term and \mathcal{L}_{LM} for preserving the model’s original capabilities. We also note that the optional basic single-prefix tuning stage further reinforces functional correctness, as evidenced by the consistent improvements in pass@k metrics in our complete approach (**Ours**) compared to the **No_bs** variant.

c) Overall Observations: Fig. 10 reveals distinct trade-offs among the ablated variants. The **No_lm**, **No_kl**, and **No_bs** variants cluster in the upper-left region of the plots, indicating that while they achieve higher code quality, they do so at the expense of functional correctness. In contrast, **No_rank** and **No_pt** shift toward the lower-right, sacrificing quality for correctness. Our full approach (**Ours**) strikes a balance between these two objectives, positioning near the “upper-right” of the quality versus correctness spectrum, and effectively delivering both high code quality and robust functional correctness.

TABLE VIII
FUNCTIONAL CORRECTNESS OF OUR METHOD AND ITS VARIANTS,
EVALUATED VIA PASS@K (P@K).

Model	Introductory			Interview			Competition		
	P@5	P@10	P@100	P@5	P@10	P@100	P@5	P@10	P@100
No_lm	17.7	23.1	36.1	2.3	3.5	9.3	0.7	1.3	5.6
No_rank	22.1	27.2	41.2	3.8	5.4	12.1	2.1	3.7	14.4
No_kl	17.5	21.4	32.0	2.6	3.8	9.0	1.6	2.7	7.8
No_pt	22.7	27.7	44.3	4.8	6.9	15.9	2.5	3.9	15.6
No_bs	20.4	25.1	37.1	2.9	4.2	10.0	1.4	2.4	6.7
Ours	22.4	27.8	47.4	4.9	6.9	14.9	2.5	4.0	13.3

Conclusion: Each component of our approach, including ranking loss, language modeling, KL divergence, and the optional basic single-prefix tuning stage, plays a critical role in balancing code quality and functional correctness. Removing any one element compromises performance, thereby highlighting the synergistic design of our approach.

D. RQ4: Can our comparative prefix-tuning method be effectively applied to other code LLMs beyond Code Llama?

To further validate the generalizability of our method, we apply it to two additional code LLMs: Phi-2 2.7B [16] and Starcoder2 7B [17], [18]. We retrain the prefix under the

same conditions and evaluate both code quality (via pylint scores) and functional correctness (via pass@k) across three categories.

TABLE IX
COMPARISON OF CODE QUALITY BETWEEN BASELINES (PHI-2 AND STARCORDER2) AND OUR PREFIX-TUNED VERSIONS, MEASURED BY PYLINT SCORES.

Model	Introductory			Interview			Competition		
	Mean	Max	Min	Mean	Max	Min	Mean	Max	Min
Starcoder2									
Original	5.36	6.68	3.98	5.93	7.00	4.55	5.22	6.46	3.98
Optimized	6.11	7.60	3.98	6.66	8.10	4.49	7.03	8.54	4.08
Phi-2									
Original	4.33	6.93	1.82	4.42	7.09	1.89	4.83	7.72	1.79
Optimized	5.87	7.60	3.46	6.41	8.06	3.58	6.51	8.45	3.27

As shown in Table IX, both models demonstrate substantial improvements in quality scores. For instance, in the **Competition** category, Starcoder2’s mean pylint score increases from 5.22 to 7.03 (a 34.7% increase) and Phi-2’s from 4.83 to 6.51 (a 34.8% increase) after optimization. Interestingly, as reported in Table X, we also observe an unexpected yet significant boost in functional correctness. In the Competition category, Starcoder2’s pass@5 metric improves dramatically from 0.0 to 7.9 (an absolute increase of 7.9), while Phi-2’s increases from 2.1 to 7.8 (a 271.4% increase).

This dual improvement can be attributed to our training data, which was generated by other models. The high-quality training samples not only enhance the code quality but also provide additional cues that help improve the functional correctness of the target models.

TABLE X
FUNCTIONAL CORRECTNESS OF ORIGINAL MODELS (STARCORDER2 AND PHI-2) VS. OUR OPTIMIZED MODELS, EVALUATED VIA PASS@K (P@K).

Model	Introductory		Interview		Competition	
	P@5	P@10	P@5	P@10	P@5	P@10
Starcoder2						
Original	11.8	16.9	8.1	12.0	0.0	0.0
Optimized	40.4	48.2	35.2	41.7	7.9	10.3
Phi-2						
Original	22.8	28.1	11.3	15.4	2.1	3.5
Optimized	30.6	36.8	21.5	26.7	7.8	10.2

Conclusion: Overall, these consistent gains across multiple LLMs confirm that our comparative prefix-tuning approach is both broadly applicable and effective in enhancing high-quality code generation.

E. RQ5: To what extent do users prefer our optimized code: a human evaluation study?

Although automated metrics (e.g., pylint scores) and functional correctness (pass@k) offer valuable insights, they may not fully align with human perceptions of code quality. To address this gap, we conduct a user study to assess whether the code generated by our optimized Code Llama model is perceived as higher quality than that produced by the baseline Code Llama model, particularly regarding adherence to coding standards and best practices.

a) Methodology: We select 100 distinct tasks from our test set, all of which yield valid (compilable and runnable) Python code from both the baseline and optimized models. For each task, we randomly sample one valid solution from the baseline and one from our optimized model, resulting in 100 code pairs (200 programs in total). To ensure unbiased evaluations, the positions of the two solutions within each pair are randomized. We recruit three graduate students in computer science and one faculty member with Python experience to perform a blind review. Before reviewing, all participants receive a brief refresher on coding standards, code smells, and relevant Python Enhancement Proposals (PEPs) to ensure familiarity with common style guidelines and maintainability best practices. Each pair (x_i, x_j) is then presented without identifying marks, and reviewers label either x_i is *higher quality*, x_j is *higher quality*, or *No clear difference in quality*.

b) Results and Analysis: Fig. 11 presents the distribution of participant decisions across the 100 code pairs. On average, 67.3% of the pairs are judged to favor the code generated by the optimized model, 20.7% favor the baseline, and the remaining 12% show no discernible difference. Table XI further categorizes these preferences by reviewer. Additionally, we report an Agreement (%) metric, defined as the percentage of tasks where an evaluator’s judgment aligns with the consensus (i.e., the majority vote) [55]. An average Agreement of 83% demonstrates high consistency among evaluators, supporting the reliability of our findings.

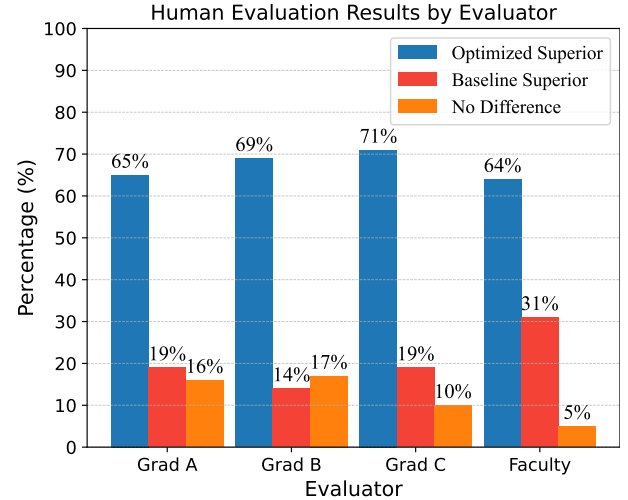


Fig. 11. Human evaluation results comparing one randomly selected valid program from the baseline with one from the optimized model for 100 tasks. Bars show the percentage of code pairs each evaluator labeled as higher quality (Optimized vs. Baseline) or deemed no clear difference.

TABLE XI
SUMMARY OF HUMAN EVALUATIONS ACROSS 100 CODE PAIRS.

Evaluator	#Optimized Superior	#Baseline Superior	#No Diff	Agreement %
Grad A	65	19	16	81.0
Grad B	69	14	17	80.0
Grad C	71	19	10	86.0
Faculty	64	31	5	85.0
Average	67.3%	20.7%	12%	83%

These findings indicate that, from a human reviewer’s perspective informed by code standards and best practices, our comparative prefix-tuning model generates more maintainable Python code in most cases (an average of 67.3%). In approximately 21% of tasks where the baseline code is judged superior, this also suggests that there remains room for further refinement by incorporating direct feedback from end users.

Conclusion: The user study complements the automated metrics, further demonstrating the effectiveness of our method by showing a clear human preference for the outputs of the model optimized with our approach.

VII. DISCUSSION

This section discusses four crucial aspects of our comparative prefix-tuning method. First, we examine whether our approach effectively mitigates various types of quality issues. Second, we evaluate its performance on the HumanEval benchmark. Third, we assess user preferences for the optimized code. Finally, we analyze cases of success and failure in mitigating code issues.

A. Investigating Whether Our Method Reduces the Overall Frequency of Code Issues

Although RQ1 demonstrates that our comparative prefix-tuning significantly improves the overall code quality of Code Llama’s outputs, we now examine which specific categories of issues are mitigated by our method. Specifically, we investigate how frequently different types of issues appear in the generated code before and after optimization, allowing us to identify not only broad trends but also potential shortcomings.

For this analysis, we generate code for each task using both the baseline Code Llama and its optimized version by our method. For each model, we collect up to ten valid code solutions per task (across 443 tasks). We then compare the frequency of each issue appearing in the solutions generated by the two models to analyze the changes in occurrence. Table XII lists all pylint issues identified in our test set, grouped into four categories: *E* (Error), *R* (Refactor), *C* (Convention), and *W* (Warning). For each issue, we report its frequency of occurrence in the solutions generated by the baseline and optimized models (**Baseline Count** and **Optimized Count**, respectively), the **Change** in occurrences ($\text{Optimized} - \text{Baseline}$), and the average pylint scores of the programs where the issue appears.

As shown in the table, E-type issues, which typically indicate probable bugs, are significantly mitigated in the optimized model, with all occurrences of nine such codes eliminated or not changed. This suggests that the ranking loss effectively guides the model away from severe, bug-prone constructs. Among R-type issues (refactoring suggestions), only five out of the 27 identified become more frequent in the optimized code; a notable example of improvement is R1705 (no-else-return), which drops from 620 occurrences to just 64. Meanwhile, C-type issues generally decrease as well, with issues such as C0200 (consider-using-enumerate) dropping from 446 to 90, though two specific infractions exhibit a slight increase. For W-type issues (stylistic or minor

problems), most either disappear or decrease substantially, evidenced by W0612 (unused-variable) reducing from 457 to 281 occurrences.

For certain issues (e.g., R0912, too-many-branches), their occurrence in the optimized model’s generated code either remains unchanged or increases. This could be attributed to factors such as the insufficient representation of these patterns in the training data or their inherent complexity, making them difficult to model effectively. Nonetheless, the overall trend demonstrates a significant reduction in 54 out of 63 (85.7%) issue types, highlighting that our ranking-based approach effectively guides the model to avoid or address many of the most problematic constructs.

B. Investigating the Effectiveness of Our Method on Another Benchmark: HumanEval

Although our method has demonstrated effectiveness on APPS, an additional evaluation on HumanEval [3] helps determine whether these improvements hold on another widely used code-generation benchmark. Table XIII presents the performance comparison between the original Code Llama model and its prefix-tuned version on 164 HumanEval tasks.

As shown in Table XIII, the mean pylint score increases from 5.44 to 6.79, an improvement of approximately 24.8%. This result suggests that our comparative prefix-tuning approach retains its effectiveness in guiding the model toward higher-quality code, even when applied to a benchmark different from APPS.

In addition to quality improvements, functional correctness also improves. The pass@5 score increases from 46.6% to 49.5%, pass@10 from 53.0% to 57.5%, and pass@100 from 73.9% to 77.0%. Although the primary focus of our approach is on boosting code quality, these results indicate that the model’s capacity to produce functionally correct solutions can also benefit.

Overall, these HumanEval results confirm that our approach’s improvements on APPS also hold for another widely recognized code-generation benchmark, reinforcing the broader applicability and consistency of our comparative prefix-tuning method.

C. Investigating Cases of Success and Failure of Our Method in Mitigating Code Issues

Our experiments in Sections RQ1-RQ4 have shown a significant improvement in the quality of code generated by LLMs through our comparative prefix-tuning method. In this subsection, we present specific examples to illustrate the successes and limitations of our approach, highlighting its strengths and remaining challenges.

a) *Success Example:* Fig. 12 shows a concrete example where our optimized model effectively addresses particular code quality issues. In this example, we focus on two refactoring issues, R1705 (*no-else-return*) and R1731 (*consider-using-max-builtin*), both of which frequently appear in the baseline model outputs. In the solution generated by our optimized model for the task in Fig. 12, these issues are

TABLE XII
COMPARISON OF PYLINT ISSUES IN GENERATED CODE BY BASELINE AND OPTIMIZED MODELS (CATEGORIZED AS E, R, C, W)

Issue Code	Description	Baseline Count	Optimized Count	Change	Baseline Avg. Score	Optimized Avg. Score
[E] Error for important programming issues (i.e. most probably bug)						
E1101	no-member	2	0	↓2	3.82	0.00
E0611	no-name-in-module	1	0	↓1	0.00	0.00
E0601	used-before-assignment	2	0	↓2	2.70	0.00
E0606	possibly-used-before-assignment	1	0	↓1	3.85	0.00
E1121	too-many-function-args	2	0	↓2	1.67	0.00
E1136	unsubscriptable-object	1	1	0	0.00	0.00
E1120	no-value-for-parameter	2	0	↓2	4.59	0.00
E0633	unpacking-non-sequence	1	0	↓1	3.75	0.00
E0102	function-redefined	1	0	↓1	2.86	0.00
[R] Refactor for a "good practice" metric violation						
R0911	too-many-return-statements	124	208	↑84	7.21	8.13
R1723	no-else-break	22	22	↓0	6.60	8.04
R1722	consider-using-sys-exit	134	27	↓107	6.64	7.52
R1710	inconsistent-return-statements	119	173	↑54	6.37	8.01
R1732	consider-using-with	19	1	↓18	3.46	4.29
R1724	no-else-continue	47	7	↓40	6.39	7.93
R1734	use-list-literal	2	0	↓2	7.37	0.00
R1735	use-dict-literal	1	0	↓1	7.33	0.00
R1711	useless-return	3	2	↓1	5.48	6.52
R1728	consider-using-generator	10	0	↓10	5.43	0.00
R1721	unnecessary-comprehension	24	10	↓14	5.74	7.35
R0916	too-many-boolean-expressions	2	2	0	7.08	6.64
R0913	too-many-arguments	23	2	↓21	3.96	6.29
R1716	chained-comparison	14	16	↑2	6.38	7.85
R0914	too-many-locals	3	4	↑1	4.20	5.40
R0912	too-many-branches	68	157	↑89	7.74	8.27
R0205	useless-object-inheritance	53	0	↓53	4.09	0.00
R0917	too-many-positional-arguments	23	2	↓21	3.96	6.29
R1714	consider-using-in	36	16	↓20	4.90	5.29
R1705	no-else-return	620	64	↓556	5.26	7.07
R1730	consider-using-min-builtin	33	15	↓18	5.32	7.10
R1731	consider-using-max-builtin	61	12	↓49	5.60	6.63
R1703	simplifiable-if-statement	20	1	↓19	5.43	8.46
R0902	too-many-instance-attributes	1	0	↓1	5.88	0.00
R1713	consider-using-join	1	0	↓1	7.06	0.00
R1702	too-many-nested-blocks	9	4	↓5	6.85	8.32
R1707	trailing-comma-tuple	1	1	0	7.59	6.43
[C] Convention for coding standard violation						
C0325	superfluous-parens	7	1	↓6	5.68	6.36
C3001	unnecessary-lambda-assignment	9	4	↓5	4.29	5.00
C0321	multiple-statements	4	0	↓4	2.81	0.00
C0121	singleton-comparison	6	0	↓6	5.63	0.00
C0209	consider-using-f-string	21	34	↑13	4.74	5.96
C2801	unnecessary-dunder-call	1	0	↓1	7.39	0.00
C0206	consider-using-dict-items	9	19	↑10	6.44	7.42
C0200	consider-using-enumerate	446	90	↓356	5.14	6.91
C0123	unidiomatic-typecheck	15	2	↓13	5.48	7.00
[W] Warning for stylistic problems, or minor programming issues						
W3301	nested-min-max	2	0	↓2	6.92	0.00
W0612	unused-variable	457	281	↓176	5.50	7.30
W0123	eval-used	1	1	0	7.86	8.50
W0719	broad-exception-raised	10	1	↓9	5.34	7.50
W0104	pointless-statement	34	70	↑36	4.65	8.07
W0602	global-variable-not-assigned	1	0	↓1	7.89	0.00
W1514	unspecified-encoding	19	1	↓18	3.46	4.29
W1309	f-string-without-interpolation	1	0	↓1	4.74	0.00
W4701	modified-iterating-list	3	2	↓1	6.33	7.49
W1114	arguments-out-of-order	4	2	↓2	3.51	7.50
W0127	self-assigning-variable	7	24	↑17	7.38	7.62
W0640	cell-var-from-loop	4	0	↓4	6.41	0.00
W0718	broad-exception-caught	1	0	↓1	3.75	0.00
W0622	redefined-builtin	105	13	↓92	5.60	7.28
W0106	expression-not-assigned	1	0	↓1	6.92	0.00
W0613	unused-argument	139	19	↓120	3.92	7.71
W0614	unused-wildcard-import	1	1	0	4.74	6.67
W0702	bare-except	1	1	0	6.36	6.36

TABLE XIII
PERFORMANCE OF CODE LLAMA BASELINE AND ITS PREFIX-TUNING
VERSION ON THE HUMAN-EVAL DATASET (164 TASKS).

Model	Code Quality Evaluation			Functional Correctness Evaluation		
	Mean	Max	Min	P@5	P@10	P@100
Original	5.44	7.26	3.40	46.6	53.0	73.9
Optimized	6.79	8.39	4.25	49.5	57.5	77.0

completely resolved, demonstrating a clear improvement in code quality.

This improvement can be attributed to two main factors. First, our data construction process (Algorithm 1) generates high–low code pairs, ensuring that high-quality examples exclude such refactoring issues, while the corresponding low-quality example contains them. Second, the comparative prefix training enforces direct comparisons between these pairs, prompting the model to distinguish and reject problematic patterns. By doing so, the model is guided away from the targeted refactoring errors, thereby substantially improving the quality of the generated code.

Task Instruction I: Complete the function to find the count of the most frequent item of an array. You can assume that input is an array of integers. For an empty array return '0'	
Code Llama (Baseline) Output:	Optimized Code Llama (Ours) Output:
<pre> 1 def most_frequent(arr): 2 if len(arr) == 0: 3 return 0 4 else: 5 arr.sort() 6 last = arr[0] 7 count = 1 8 max_count = 1 9 for i in range(1, len(arr)): 10 if arr[i] == last: 11 count += 1 12 if count > max_count: 13 max_count = count 14 else: 15 last = arr[i] 16 count = 1 17 return max_count </pre>	<pre> 1 def most_frequent(arr): 2 if not arr: 3 return 0 4 count = {} 5 for i in arr: 6 if i in count: 7 count[i] += 1 8 else: 9 count[i] = 1 10 max_count = max(count.values()) 11 return max_count </pre>
Pylint Analysis of Code Llama (Baseline) Output:	
(Line 3) R1705: Unnecessary "else" after "return", remove the "else" and de-indent the code inside it (no-else-return)	
(Line 12) R1731: Consider using 'max_count = max(max_count, count)' instead of unnecessary if block (consider-using-max-builtin)	

Fig. 12. An example comparing the outputs of Code Llama (Baseline) and our optimized model for the same task. The baseline output contains pylint issues, such as R1705 (unnecessary 'else' after 'return') and R1731 (consider using 'max' builtin), whereas our optimized model eliminates these issues, producing cleaner and more efficient code.

b) *Failure Example*: While the results in Section VII-A demonstrate an overall reduction in issues across the four categories, Table XII also highlights certain cases where improvements are partial or even reversed. For instance, the refactoring warnings R0911 (*too-many-return-statements*) and R1710 (*inconsistent-return-statements*) occur more frequently in code generated by our optimized model. This indicates that comparative prefix-tuning struggles to address these specific issues in certain contexts. Nevertheless, we observe that although these issues remain, the overall quality score often still improves—likely because the optimized model reduces the occurrence of additional, co-occurring problems within the

same generated code.

Task Instruction I: Implement a function that compares the mean and median of a sorted odd-length integer array, returning "mean", "median", or "same" based on which value is larger, or if they are equal.	
Optimized Code Llama (Ours) Output:	Expected Output:
<pre> 1 def meanVsMedian(arr): 2 if len(arr)%2 == 0: 3 print("Invalid input") 4 return 5 mean = sum(arr) / len(arr) 6 median = arr[len(arr)//2] 7 if mean > median: 8 return "mean" 9 if median > mean: 10 return "median" 11 return "same" </pre>	<pre> 1 def meanVsMedian(arr): 2 if len(arr)%2 == 0: 3 print("Invalid input") 4 return None 5 mean = sum(arr) / len(arr) 6 median = arr[len(arr)//2] 7 if mean > median: 8 return "mean" 9 if median > mean: 10 return "median" 11 return "same" </pre>
Pylint Analysis of Code Llama (Baseline) Output:	
(Line 4) R1710: Either all return statements in a function should return an expression, or none of them should. (inconsistent-return-statements)	

Fig. 13. An example showing the output of our optimized model for a task compared to its expected solution. The output of our optimized model is flagged by pylint with issue R1710, indicating inconsistent return statements.

Fig. 13 provides an example where our optimized model retains a R1710 warning. The generated code contains a bare “return” in line 4 instead of “return None,” violating a PEP8-inspired rule for consistent return statements. Upon closer analysis, we found that the training data contains very few examples illustrating this specific fix. Our dataset relies entirely on model-generated code, and only one code pair provides a contrastive example illustrating the correct use of the “return None” pattern. If no sufficient high-quality samples follow this convention, the model cannot effectively learn it through the contrastive process. Future efforts could improve data construction by expanding the diversity of high–low code examples, providing the model with more comprehensive guidance to address other structural issues.

VIII. LIMITATIONS AND FUTURE WORK

Our study, while demonstrating the effectiveness of comparative prefix-tuning in improving code quality, has several limitations that present opportunities for future research.

First, our experiments evaluated code generation performance across 4,436 tasks from the APPS dataset. We also validated the performance of our optimized model on the widely used HumanEval benchmark. While these experiments provide valuable insights, future work should explore more tasks and diverse datasets to further assess our model’s performance and generalizability.

Second, as discussed in Section V-D, the APPS benchmark dataset used in our experiments is exclusive to Python. Therefore, our findings are limited to Python code generation performance. Extending our method to work with datasets in other programming languages will be an important direction for future research, allowing for a more comprehensive evaluation of the model’s capabilities across different languages.

Third, our experiments focused on optimizing Code Llama (7B), Phi-2 (2.7B), and Starcoder2 (7B), which are recent advanced models that can be trained with resources available to individuals, such as GPUs with 96GB of total memory. Future

work could extend our approach to larger-scale models or more resource-intensive architectures to assess whether this scaling up leads to further improvements in model performance and quality of code generation.

Fourth, our data construction pipeline relies on a static code quality analysis tool (i.e., `pylint`) to provide quantitative scores for assessing code quality. However, other detection tools without scoring mechanisms may not integrate seamlessly into the pipeline. In future work, we aim to design a more flexible data construction pipeline based solely on company-specific code standards and automatically generate datasets aligned with those rules. This could offer valuable insights into model performance in real-world, enterprise-specific environments and enhance the practical applicability of our method.

Finally, while our comparative prefix-tuning method has demonstrated effective performance across various experiments, there remains room for further enhancement. Future work could explore advanced optimization techniques, such as Reinforcement Learning from Human Feedback (RLHF), to refine the model's ability to generate high-quality code. Moreover, few-shot learning has the potential to guide code generation without extra training. However, its effectiveness depends on selecting high-quality in-context examples—a challenging task given the uncertainty about which quality issues should be addressed with corresponding high-quality code samples. Since these approaches work at different stages, they can complement our method, and future research may explore integrating them to further boost overall performance.

IX. CONCLUSION

In this paper, we present the first *comparative prefix-tuning* approach to improving the quality of code generated by LLMs. Our key contribution lies in the prefix-tuning framework, which leverages pairs of high- and low-quality code samples as input and employs the proposed ranking loss to guide the model toward producing code that aligns with coding standards and best practices. Experimental results on the APPS dataset demonstrate that our approach significantly improves `pylint`-based code quality scores without compromising `pass@k` metrics. The limitations discussed in Section VIII provide open problems for future research.

ACKNOWLEDGMENT

This work was supported by the National Natural Science Foundation of China (Grant Nos.62302125 and 62272132), the Heilongjiang Postdoctoral Fund (Grant No.LBH-Z23019), and the Key technical projects of ShenZhen (Grant No.JSGG2021110892802003).

REFERENCES

- [1] T. Brown, B. Mann, N. Ryder, M. Subbiah, J. D. Kaplan, P. Dhariwal, A. Neelakantan, P. Shyam, G. Sastry, A. Askell *et al.*, “Language models are few-shot learners,” *Advances in neural information processing systems*, vol. 33, pp. 1877–1901, 2020.
- [2] A. Chowdhery, S. Narang, J. Devlin, M. Bosma, G. Mishra, A. Roberts, P. Barham, H. W. Chung, C. Sutton, S. Gehrmann *et al.*, “Palm: Scaling language modeling with pathways,” *Journal of Machine Learning Research*, vol. 24, no. 240, pp. 1–113, 2023.
- [3] M. Chen, J. Tworek, H. Jun, Q. Yuan, H. P. D. O. Pinto, J. Kaplan, H. Edwards, Y. Burda, N. Joseph, G. Brockman *et al.*, “Evaluating large language models trained on code,” *arXiv preprint arXiv:2107.03374*, 2021.
- [4] B. Roziere, J. Gehring, F. Gloeckle, S. Sootla, I. Gat, X. E. Tan, Y. Adi, J. Liu, R. Sauvestre, T. Remez *et al.*, “Code llama: Open foundation models for code,” *arXiv preprint arXiv:2308.12950*, 2023.
- [5] “GitHub Copilot: Your ai pair programmer,” <https://copilot.github.com/>, 2021, accessed: 2024-12-04.
- [6] “Amazon CodeWhisperer: Free ai coding companion,” <https://aws.amazon.com/codewhisperer/>, 2023, accessed: 2024-12-04.
- [7] “Github copilot x: The ai-powered developer experience,” <https://github.com/features/preview/copilot-x>, 2023, accessed: 2024-12-04.
- [8] Y. Liu, T. Le-Cong, R. Widyasari, C. Tantithamthavorn, L. Li, X.-B. D. Le, and D. Lo, “Refining chatgpt-generated code: Characterizing and mitigating code quality issues,” *ACM Transactions on Software Engineering and Methodology*, vol. 33, no. 5, pp. 1–26, 2024.
- [9] K. Moratis, T. Diamantopoulos, D.-N. Nastos, and A. Symeonidis, “Write me this code: An analysis of chatgpt quality for producing source code,” in *2024 IEEE/ACM 21st International Conference on Mining Software Repositories (MSR)*. IEEE, 2024, pp. 147–151.
- [10] S. Black, S. Biderman, E. Hallahan, Q. Anthony, L. Gao, L. Golding, H. He, C. Leahy, K. McDonnell, J. Phang *et al.*, “Gpt-neox-20b: An open-source autoregressive language model,” *arXiv preprint arXiv:2204.06745*, 2022.
- [11] X. L. Li and P. Liang, “Prefix-tuning: Optimizing continuous prompts for generation,” *arXiv preprint arXiv:2101.00190*, 2021.
- [12] D. Hendrycks, S. Basart, S. Kadavath, M. Mazeika, A. Arora, E. Guo, C. Burns, S. Puranik, H. He, D. Song *et al.*, “Measuring coding challenge competence with apps,” *arXiv preprint arXiv:2105.09938*, 2021.
- [13] Y. Li, D. Choi, J. Chung, N. Kushman, J. Schrittwieser, R. Leblond, T. Eccles, J. Keeling, F. Gimeno, A. Dal Lago *et al.*, “Competition-level code generation with alphacode,” *Science*, vol. 378, no. 6624, pp. 1092–1097, 2022.
- [14] J. Qian, L. Dong, Y. Shen, F. Wei, and W. Chen, “Controllable natural language generation with contrastive prefixes,” *arXiv preprint arXiv:2202.13257*, 2022.
- [15] J. He and M. Vechev, “Large language models for code: Security hardening and adversarial testing,” in *Proceedings of the 2023 ACM SIGSAC Conference on Computer and Communications Security*, 2023, pp. 1865–1879.
- [16] M. Javaheripi, S. Bubeck, M. Abdin, J. Aneja, S. Bubeck, C. C. T. Mendes, W. Chen, A. Del Giorno, R. Eldan, S. Gopi *et al.*, “Phi-2: The surprising power of small language models,” *Microsoft Research Blog*, vol. 1, no. 3, p. 3, 2023.
- [17] A. Lozhkov, R. Li, L. B. Allal, F. Cassano, J. Lamy-Poirier, N. Tazi, A. Tang, D. Pykhtar, J. Liu, Y. Wei *et al.*, “StarCoder 2 and the stack v2: The next generation,” *arXiv preprint arXiv:2402.19173*, 2024.
- [18] R. Li, L. B. Allal, Y. Zi, N. Muennighoff, D. Kocetkov, C. Mou, M. Marone, C. Akiki, J. Li, J. Chim *et al.*, “StarCoder: may the source be with you!” *arXiv preprint arXiv:2305.06161*, 2023.
- [19] J. Austin, A. Odena, M. Nye, M. Bosma, H. Michalewski, D. Dohan, E. Jiang, C. Cai, M. Terry, Q. Le *et al.*, “Program synthesis with large language models,” *arXiv preprint arXiv:2108.07732*, 2021.
- [20] D. Fried, A. Aghajanyan, J. Lin, S. Wang, E. Wallace, F. Shi, R. Zhong, W.-t. Yih, L. Zettlemoyer, and M. Lewis, “InCoder: A generative model for code infilling and synthesis,” *arXiv preprint arXiv:2204.05999*, 2022.
- [21] D. Guo, Q. Zhu, D. Yang, Z. Xie, K. Dong, W. Zhang, G. Chen, X. Bi, Y. Wu, Y. Li *et al.*, “Deepseek-coder: When the large language model meets programming—the rise of code intelligence,” *arXiv preprint arXiv:2401.14196*, 2024.
- [22] A. Vaswani, “Attention is all you need,” *Advances in Neural Information Processing Systems*, 2017.
- [23] E. Nijkamp, B. Pang, H. Hayashi, L. Tu, H. Wang, Y. Zhou, S. Savarese, and C. Xiong, “Codegen: An open large language model for code with multi-turn program synthesis,” *arXiv preprint arXiv:2203.13474*, 2022.
- [24] “GitHub Copilot,” <https://github.com/features/copilot>, accessed: August 2024.
- [25] A. Ziegler, E. Kalliamvakou, X. A. Li, A. Rice, D. Rifkin, S. Simister, G. Sittampalam, and E. Aftandilian, “Productivity assessment of neural code completion,” in *Proceedings of the 6th ACM SIGPLAN International Symposium on Machine Programming*, 2022, pp. 21–29.
- [26] P. Vaithilingam, T. Zhang, and E. L. Glassman, “Expectation vs. experience: Evaluating the usability of code generation tools powered by large language models,” in *Chi conference on human factors in computing systems extended abstracts*, 2022, pp. 1–7.

- [27] J. Achiam, S. Adler, S. Agarwal, L. Ahmad, I. Akkaya, F. L. Aleman, D. Almeida, J. Altenschmidt, S. Altman, S. Anadkat *et al.*, “Gpt-4 technical report,” *arXiv preprint arXiv:2303.08774*, 2023.
- [28] Z. Liu, Y. Tang, X. Luo, Y. Zhou, and L. F. Zhang, “No need to lift a finger anymore? assessing the quality of code generation by chatgpt,” *IEEE Transactions on Software Engineering*, 2024.
- [29] H. Le, Y. Wang, A. D. Gotmare, S. Savarese, and S. C. H. Hoi, “Coderl: Mastering code generation through pretrained models and deep reinforcement learning,” *Advances in Neural Information Processing Systems*, vol. 35, pp. 21 314–21 328, 2022.
- [30] X. Wang, Y. Wang, Y. Wan, F. Mi, Y. Li, P. Zhou, J. Liu, H. Wu, X. Jiang, and Q. Liu, “Compilable neural code generation with compiler feedback,” *arXiv preprint arXiv:2203.05132*, 2022.
- [31] P. Shojaei, A. Jain, S. Tipirneni, and C. K. Reddy, “Execution-based code generation using deep reinforcement learning,” *arXiv preprint arXiv:2301.13816*, 2023.
- [32] Y. Wang, W. Wang, S. Joty, and S. C. Hoi, “Codet5: Identifier-aware unified pre-trained encoder-decoder models for code understanding and generation,” *arXiv preprint arXiv:2109.00859*, 2021.
- [33] J. Schulman, F. Wolski, P. Dhariwal, A. Radford, and O. Klimov, “Proximal policy optimization algorithms,” *arXiv preprint arXiv:1707.06347*, 2017.
- [34] J. Liu, Y. Zhu, K. Xiao, Q. Fu, X. Han, W. Yang, and D. Ye, “Rlft: Reinforcement learning from unit test feedback,” *arXiv preprint arXiv:2307.04349*, 2023.
- [35] S. Blyth, C. Treude, and M. Wagner, “Creative and correct: Requesting diverse code solutions from ai foundation models,” in *Proceedings of the 2024 IEEE/ACM First International Conference on AI Foundation Models and Software Engineering*, 2024, pp. 119–123.
- [36] C. Arora, A. I. Sayeed, S. Licorish, F. Wang, and C. Treude, “Optimizing large language model hyperparameters for code generation,” *arXiv preprint arXiv:2408.10577*, 2024.
- [37] M. L. Siddiq, S. H. Majumder, M. R. Mim, S. Jajodia, and J. C. Santos, “An empirical study of code smells in transformer-based code generation techniques,” in *2022 IEEE 22nd International Working Conference on Source Code Analysis and Manipulation (SCAM)*. IEEE, 2022, pp. 71–82.
- [38] M. L. Siddiq, L. Roney, J. Zhang, and J. C. D. S. Santos, “Quality assessment of chatgpt generated code and their use by developers,” in *Proceedings of the 21st International Conference on Mining Software Repositories*, 2024, pp. 152–156.
- [39] M. F. Rabbi, A. I. Champa, M. F. Zibran, and M. R. Islam, “Ai writes, we analyze: The chatgpt python code saga,” in *Proceedings of the 21st International Conference on Mining Software Repositories*, 2024, pp. 177–181.
- [40] Y. Feng, S. Vanam, M. Cherukupally, W. Zheng, M. Qiu, and H. Chen, “Investigating code generation performance of chatgpt with crowdsourcing social data,” in *2023 IEEE 47th Annual Computers, Software, and Applications Conference (COMPSAC)*. IEEE, 2023, pp. 876–885.
- [41] B. Yetiştir, I. Özsoy, M. Ayerdem, and E. Tüzün, “Evaluating the code quality of ai-assisted code generation tools: An empirical study on github copilot, amazon codewhisperer, and chatgpt,” *arXiv preprint arXiv:2304.10778*, 2023.
- [42] A. Clark, D. Igbokwe, S. Ross, and M. F. Zibran, “A quantitative analysis of quality and consistency in ai-generated code,” in *2024 7th International Conference on Software and System Engineering (ICoSSE)*. IEEE, 2024, pp. 37–41.
- [43] T. Ziadé and I. Cordasco, “Flake8: Your tool for style guide enforcement. 2021,” URL: <http://flake8.pycqa.org> (besucht am 27. 05. 2019).
- [44] SonarSource SA, “Sonarqube,” <https://www.sonarqube.org/>, 2024, accessed: 2024-12-04.
- [45] X. Han, A. Tahir, P. Liang, S. Counsell, and Y. Luo, “Understanding code smell detection via code review: A study of the openstack community,” in *2021 IEEE/ACM 29th International Conference on Program Comprehension (ICPC)*. IEEE, 2021, pp. 323–334.
- [46] Q. Guo, J. Cao, X. Xie, S. Liu, X. Li, B. Chen, and X. Peng, “Exploring the potential of chatgpt in automated code refinement: An empirical study,” in *Proceedings of the 46th IEEE/ACM International Conference on Software Engineering*, 2024, pp. 1–13.
- [47] J. He and M. Vechev, “Large language models for code: Security hardening and adversarial testing,” in *Proceedings of the 2023 ACM SIGSAC Conference on Computer and Communications Security*, 2023, pp. 1865–1879.
- [48] N. S. Keskar, B. McCann, L. R. Varshney, C. Xiong, and R. Socher, “Ctrl: A conditional transformer language model for controllable generation,” *arXiv preprint arXiv:1909.05858*, 2019.
- [49] J. He, M. Vero, G. Krasnopolska, and M. Vechev, “Instruction tuning for secure code generation,” *arXiv preprint arXiv:2402.09497*, 2024.
- [50] “Python diffliB Library,” <https://docs.python.org/3/library/diffliB.html>, accessed: August 2024.
- [51] B. Van Oort, L. Cruz, M. Aniche, and A. Van Deursen, “The prevalence of code smells in machine learning projects,” in *2021 IEEE/ACM 1st Workshop on AI Engineering-Software Engineering for AI (WAIN)*. IEEE, 2021, pp. 1–8.
- [52] P. Haindl and G. Weinberger, “Does chatgpt help novice programmers write better code? results from static code analysis,” *IEEE Access*, 2024.
- [53] T. Wolf, “Transformers: State-of-the-art natural language processing,” *arXiv preprint arXiv:1910.03771*, 2020.
- [54] I. Loshchilov, “Decoupled weight decay regularization,” *arXiv preprint arXiv:1711.05101*, 2017.
- [55] R. Artstein and M. Poesio, “Inter-coder agreement for computational linguistics,” *Computational linguistics*, vol. 34, no. 4, pp. 555–596, 2008.