

SDTrack: A Baseline for Event-based Tracking via Spiking Neural Networks

Yimeng Shan^{1,2}, Zhenbang Ren¹, Haodi Wu¹, Wenjie Wei¹, Rui-Jie Zhu³, Shuai Wang¹,
Dehao Zhang¹, Yichen Xiao¹, Jieyuan Zhang¹, Kexin Shi¹, Jingzhinan Wang¹,
Jason K. Eshraghian³, Haicheng Qu², Malu Zhang^{†1}

¹University of Electronic Science and Technology of China, China

²Liaoning Technical University, China

³University of California, Santa Cruz, USA

Abstract

Event cameras provide superior temporal resolution, dynamic range, power efficiency, and pixel bandwidth. Spiking Neural Networks (SNNs) naturally complement event data through discrete spike signals, making them ideal for event-based tracking. However, current approaches that combine Artificial Neural Networks (ANNs) and SNNs, along with suboptimal architectures, compromise energy efficiency and limit tracking performance. To address these limitations, we propose the first Transformer-based spike-driven tracking pipeline. Our Global Trajectory Prompt (GTP) method effectively captures global trajectory information and aggregates it with event streams into event images to enhance spatiotemporal representation. We then introduce SDTrack, a Transformer-based spike-driven tracker comprising a Spiking MetaFormer backbone and a tracking head that directly predicts normalized coordinates using spike signals. The framework is end-to-end, does not require data augmentation or post-processing. Extensive experiments demonstrate that SDTrack achieves state-of-the-art performance while maintaining the lowest parameter count and energy consumption across multiple event-based tracking benchmarks, establishing a solid baseline for future research in the field of neuromorphic vision. Codes and models are available at [SDTrack](#).

1. Introduction

Visual object tracking is a fundamental task in computer vision, with extensive applications in surveillance, autonomous driving, and robots. Conventional RGB-based tracking methods have seen considerable advancements [5–7, 31, 35, 41], but often fail under extreme conditions. In contrast, event cameras present attractive advantages, including higher temporal resolution (in the order of μs) and higher dynamic range (140dB vs. 60dB). These features

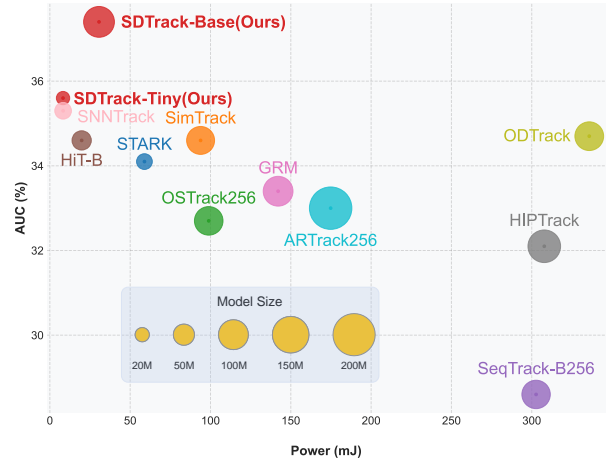


Figure 1. SDTrack versus other trackers on VisEvent dataset: AUC, inference parameter count, and energy consumption.

enable event cameras to locate objects in degraded conditions. Recently, Spiking Neural Networks (SNNs) have gathered increasing attention due to their sparse and spike-driven computation paradigm. Compared with traditional Artificial Neural Networks (ANNs), SNNs transmit information through sparse binary spikes, i.e., 0 or 1, which enable them to replace computationally intensive multiply-accumulate (MAC) in ANNs with energy-efficient accumulation (AC) operations. This makes SNNs naturally align with the sparse feature of event data and the low power consumption properties of event cameras. Consequently, the integration of SNNs into event-based tracking emerges as a compelling and synergistic approach.

Several studies have applied SNNs to event-based tracking with promising results. However, most of these works adopt a hybrid architecture that combines ANNs and SNNs, and fail to implement cross-correlation operations between template and search features, which has been proven to enhance performance. Consequently, current SNN-based trackers neither fully exploit the energy-efficiency advan-

tages inherent to SNNs nor achieve their maximum performance capabilities. To address these challenges, this paper presents the first transformer-based **Spike-Driven Tracking** (SDTrack) pipeline, which achieves state-of-the-art (SOTA) performance in the field of event-based tracking through spike-driven operations.

For the SDTrack pipeline’s input, we observe that existing event aggregation methods exhibit insufficient capacity to generate robust representations for real-time event flow. To address this limitation, we propose a Global Trajectory Prompt (GTP) method that effectively captures trajectory information embedded within the event flow. Specifically, GTP accumulates positive and negative polarities in the first two channels respectively, while recording trajectory information in the third channel. This three-channel image representation of event data provides enhanced temporal information representation and effectively aligns with data formats commonly used in computer vision tasks, facilitating better utilization of pre-trained weights for training the tracker.

For the spike-driven tracker in our pipeline, we implement a three-aspect design, including position information acquisition, backbone, and tracking head. Firstly, we design a novel Intrinsic Position Learning (IPL) method, which endows the network with the ability to autonomously learn positional information, unlike existing trackers that require explicit position encoding steps. Secondly, we introduce the MetaFormer architecture [36, 37] to event-based tracking for the first time, constructing a streamlined spike-driven backbone. This backbone employs depth-wise separable convolutions for the convolutional components, while utilizing only vanilla attention in the transformer modules. Thirdly, we provide a spike-driven tracking head. Notably, our tracker operates in an end-to-end manner, without relying on any data augmentation or complex post-processing operations.

We conduct extensive experiments to assess our methods. On one hand, we validate the efficacy and generality of our GTP method, providing new baselines for mainstream trackers across multiple event-based benchmarks. On the other hand, we demonstrate that SDTrack achieves an excellent balance among accuracy, parameter count, and energy consumption, as depicted in Fig.1. The main contributions of this paper are summarized as follows:

- We propose a novel event aggregation method called GTP, which effectively captures global trajectory information, yielding enhanced spatiotemporal representation of event flow. This method enables diverse trackers to achieve substantial performance gains.
- We first propose a transformer-based spike-driven tracker called SDTrack, which consists of a novel IPL method, a streamlined backbone, and a spike-driven tracking head. SDTrack operates in an end-to-end manner, without rely-

ing on complex pre- and post-processing operations.

- Extensive experiments show that SDTrack pipeline achieves SOTA results in multiple benchmarks with reduced parameter and energy consumption. These results demonstrate the potential of SNNs in event-based tracking tasks and establish a baseline for future research.

2. Related Works

Event Aggregation Method in Tracking. To leverage advanced trackers designed for traditional cameras, researchers typically divide asynchronous event flow into sub-event streams of equal length and aggregate them into synchronous event images. However, current event aggregation methods in the tracking domain are suboptimal. The Event Frame method only records the latest polarity at each spatial location [26, 39], losing valuable information when multiple changes occur at a pixel. While Time-Surface [18] and Event Count [23] methods can implicitly represent multi-directional motion, their temporal representation lacks robust trajectory information for tracking. Zhu et al.[43] and Wang et al.[28] aggregate latest occurrence times of polarity changes, but their four-channel representation performs poorly in complex tasks and limits transfer learning, as pre-trained weights are designed for three-channel inputs [13, 14]. Therefore, we propose GTP, which captures both short-term multi-directional movements and global trajectory information, enhancing spatiotemporal representation while maximizing transfer learning potential.

Event-based Tracking. Various studies demonstrate that trackers in RGB-based single object tracking (SOT) perform inadequately on event-based tracking tasks [26, 27]. Research indicates this deficiency stems from the lack of texture information needed by RGB-based trackers in the event data [39]. Given the sparse spike-driven nature of SNNs, several studies suggest there exists an inherent compatibility between SNNs and event data. Consequently, several studies have employed SNNs to construct event-based trackers [1, 11, 25] or tracking systems for edge devices [16, 21]. Among these SNN-based trackers, STNet [39] and SNNTrack [40] that utilize SNNs to extract temporal features have emerged as competitive trackers. However, both of them implement hybrid architectures combining SNNs and ANNs, and neither leverages self-attention for template-search interaction. This results in the low-power benefit and performance potential of SNNs still not being fully utilized. To address these limitations, we design the first transformer-based spike-driven tracker, aimed at leveraging the inherent energy efficiency advantage of SNNs while fully unleashing their performance potential.

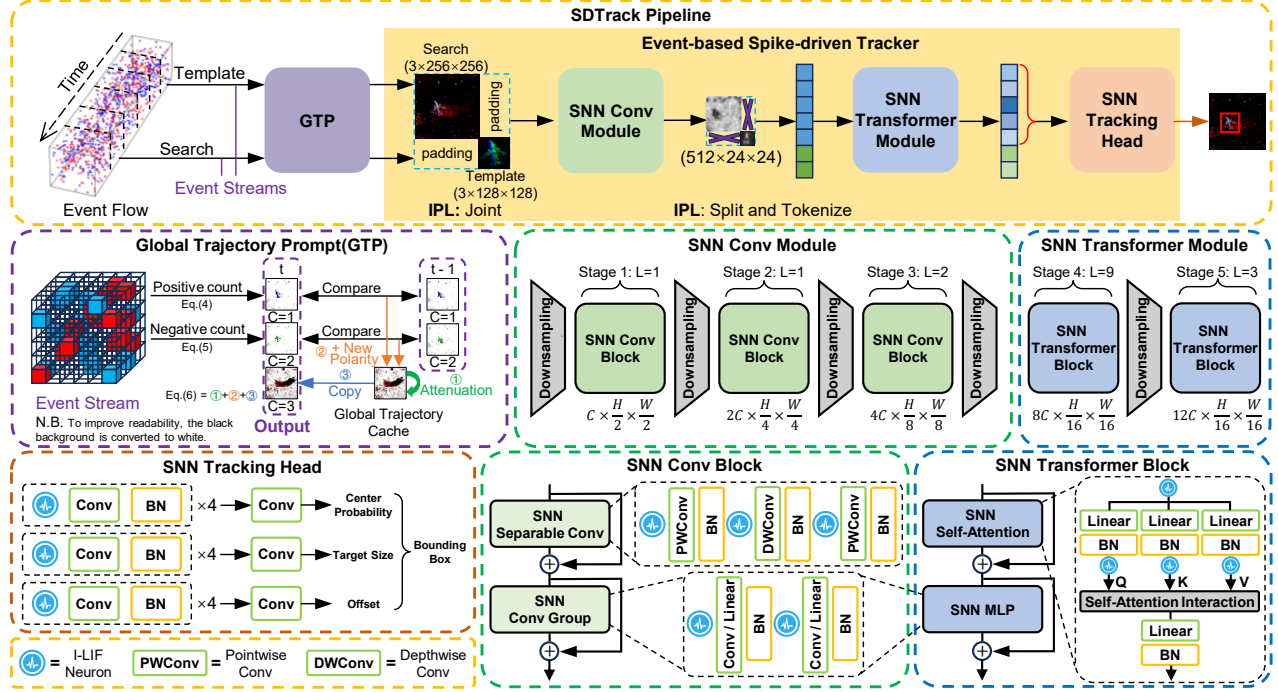


Figure 2. Overview of SDTrack Pipeline. After receiving both template and search event streams, the GTP processes each into event frames, which are then concatenated into a unified matrix by IPL. Following SNN Conv Block processing, the matrix undergoes restoration and tokenization. The template features, after cross-correlation computation with search features, are fed into the SNN Tracking Head for target position and scale prediction. The detailed design of each module is illustrated in the middle and the bottom of the figure.

3. SDTrack Pipeline

The SDTrack pipeline comprises a **GTP method** for robust spatiotemporal event representation and a **spike-driven tracker**, as shown in Fig. 2. This section details the key architectural components of the system: the Spiking Neuron, GTP method implementation, and tracker elements including IPL method, backbone, and tracking head.

3.1. Spiking Neuron Model

The human brain’s neural system serves as the source of neural network innovation. Its diverse neural dynamics inspire researchers to design various types of spiking neurons for SNNs. However, **our method is general and does not rely on any specific neuron type**. Therefore, we present a unified dynamical equation for spiking neurons, described as

$$\mathbf{U}[t] = \mathbf{H}[t-1] + \frac{1}{\tau}(\mathbf{X}[t] - (\mathbf{H}[t-1] - \mathbf{U}_{rest})), \quad (1)$$

$$\mathbf{S}[t] = f(\mathbf{U}[t] - \mathbf{U}_{thr}), \quad (2)$$

$$\mathbf{H}[t] = \mathbf{U}[t](1 - \mathbf{S}[t]). \quad (3)$$

For any neuron, when it receives input $\mathbf{X}[t]$ at time t , the membrane potential rises to $\mathbf{U}[t]$. Subsequently, Eq. 2 determines the spike value emitted by the neuron at time t , where $\mathbf{S}[t] = 0$ indicates no spike emission, and \mathbf{U}_{thr}

represents the neuron’s threshold. $\mathbf{H}[t]$ denotes the neuron’s membrane potential after completing the process described in Eq. 2. τ serves as the decay factor for the neuron’s membrane potential, simulating the stimulus decay when the neuron receives no stimulation for extended periods. \mathbf{U}_{rest} represents the reset membrane potential after neuronal discharge.

Mainstream spiking neuron models can be represented by Eq. 1-3. For instance, when function $f(\cdot)$ is the Heaviside step function, if τ equals 1, the model represents an IF neuron [3], while when τ exceeds 1, it represents an LIF neuron [22]. When parameters $\mathbf{U}_{rest} = \mathbf{U}_{thr} = 0$ and $f(x) = \frac{1}{D} \cdot \text{Clip}(\text{round}(x), 0, D)$, the model become an I-LIF model [34], where $x = \mathbf{U}[t]$ and D represents virtual time steps. $\text{clip}(x, \min, \max)$ constrains x to the range $[\min, \max]$, and $\text{round}(\cdot)$ performs the rounding operation. During inference, this model can be converted to 0/1 spike signals using the spike-ahead principle, where D is incorporated into the actual iterative timestep T , forming a total of $T \times D$.

Therefore, all these neurons achieve spike-driven implementation during the inference phase, and neurons with this characteristic replace MAC operations with simpler AC operations during inference, significantly reducing storage and computational costs for edge deployment.

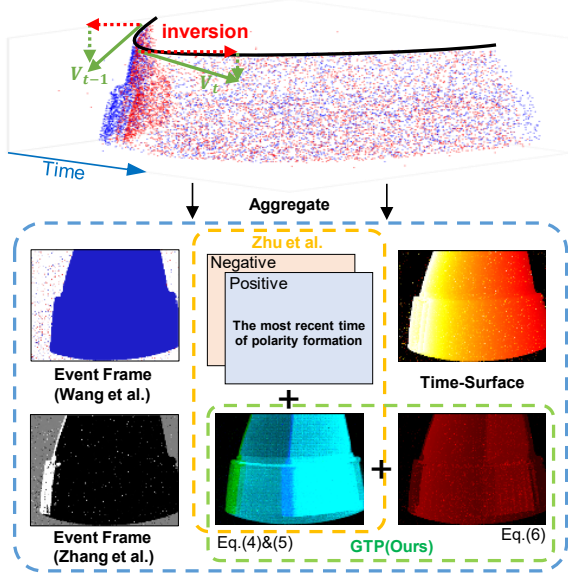


Figure 3. Example of event stream and event aggregation. The upper shows an event stream of a suspended object moving rightward then leftward from center in a short time. The lower displays results using various event aggregation methods for this stream.

3.2. Global Trajectory Prompt

Event cameras respond to brightness changes asynchronously and independently for each pixel. For each pixel, when the change in log-scale intensity exceeds a threshold, it outputs an event $e = \{x, y, t, p\}$, where x and y are spatial coordinates, t is the timestamp, and p is the polarity. To leverage rich research achievements in vision models, many studies formally aggregate event streams into event images and then process them using vision models. These methods discard the unique spatiotemporal characteristics of event data and cannot fully utilize the powerful potential of pre-trained vision models. Our proposed GTP method preserves strong spatiotemporal information through accumulation and trajectory representations, while the three-channel event image representation ensures that the potential of pre-trained vision models is fully released, effectively addressing the aforementioned issues. Specifically, for the i -th event image, GTP computes the pixel-wise accumulation in the first two channels using the following equations

$$h_i^1(x, y) \doteq \alpha \cdot \sum_{t_k \in L} \delta(x - x_k, y - y_k) \delta(p_k - 1), \quad (4)$$

$$h_i^2(x, y) \doteq \alpha \cdot \sum_{t_k \in L} \delta(x - x_k, y - y_k) \delta(p_k + 1), \quad (5)$$

where L is the duration of each event stream and α is a coefficient that preserves more valid data while removing partial noise. By using our GTP, the first and second channels in an event image, i.e., h_i^1 and h_i^2 , accumulate the number of pos-

itive and negative polarities within the event stream, respectively. As shown in Fig. 3, when multiple directional movements occur at a pixel within the interval L , prior methods only select the most recent polarity value as the aggregation result, discarding preceding motion information. In contrast, GTP separately accumulates the number of positive and negative polarities, thus preserving all motion information throughout the entire time interval.

In addition to recording all motion information via the first two channels, GTP captures global trajectory information in the third channel of the event image, described as

$$h_i^3(x, y) \doteq h_{i-1}^3(x, y) \cdot \beta + \alpha \cdot \sum_{j=1}^2 C(h_{i-1}^j(x, y), h_i^j(x, y)), \quad (6)$$

$$C(h_{i-1}^j, h_i^j) \doteq \delta(h_{i-1}^j(x, y) - 0) \cdot [1 - \delta(h_i^j(x, y) - 0)], \quad (7)$$

where δ denotes the Kronecker delta function and β is a decay factor. h_0^3 is initialized as a zero matrix. When accumulate the third channel of the i -th event image, we decay each pixel in the previous event image h_{i-1}^3 by factor β , serving as initial information for the current third channel. The third channel aggregation completes after the first two channels. As shown in Fig. 3, the GTP method successfully captures global trajectory information embedded within event data, thereby providing cues for object position and shape determination for tracking.

Overall, the i -th event image is constructed by stacking h_i^1 , h_i^2 , and h_i^3 . This three-channel representation exhibits stronger compatibility with existing computer vision architectures, thereby enabling the tracker to better acquire feature extraction and perception capabilities from visual pre-training. Subsequently, the event-based tracker decouples the strong spatial information from the first two channels through temporal information provided by the third channel to predict textures, thus precisely capturing target locations.

3.3. Transformer-based Spike-driven Tracker

Our proposed tracker SDTrack is presented in the yellow section at the top of Fig. 2. Note our processing of its inputs. This subsection describes the design details of SDTrack.

Intrinsic Position Learning. Motivated by two key observations. First, joint positional encoding of template and search images enhances their cross-correlation performance [17]. Second, residual convolutional blocks preceding SNN-based Transformer architectures enable effective learning of positional information [32, 33, 42]. Based on these insights, we propose Intrinsic Position Learning (IPL). In SDTrack pipeline, IPL concatenate the event-aggregated template image $\mathbf{Z} \in (T, C, H_z, W_z)$ and search image $\mathbf{X} \in (T, C, H_x, W_x)$ diagonally before feeding them into the SNN Conv Module

$$\mathbf{U} = \text{IPL}(\mathbf{X}, \mathbf{Z}), \quad (8)$$

$$\text{IPL}(\mathbf{X}, \mathbf{Z}) = \begin{bmatrix} \mathbf{X} & \mathbf{O}_1 \\ \mathbf{O}_2 & \mathbf{Z} \end{bmatrix}, \quad (9)$$

where $\mathbf{U} \in (T, C, H_z + H_x, W_z + W_x)$, \mathbf{O}_1 and \mathbf{O}_2 represent zero tensors. As demonstrated in Tab. 2, our approach enables SDTrack to capture stronger positional information compared to conventional encoding schemes, without explicitly requiring positional encoding. Due to the spike-driven nature of our architecture, the additional padding introduces negligible computational overhead.

Backbone. The SDTrack backbone consists of two main components: a SNN Conv Module with several SNN Conv Blocks, and a SNN Transformer Module with several SNN Transformer Blocks. Specifically, the SNN Conv Block can be written as

$$\mathbf{U}' = \mathbf{U} + \text{SNNConv}(\mathbf{U}), \quad (10)$$

$$\mathbf{U}'' = \mathbf{U}' + \text{SNNConvGroup}(\mathbf{U}'), \quad (11)$$

$$\text{SNNConvGroup}(\mathbf{U}') = f(f(\mathbf{U}')), \quad (12)$$

where $\text{SNNConv}(\mathbf{U})$ is computed as:

$$\text{SNNConv}(\mathbf{U}) = \text{Conv}_{\text{pw}}(\mathcal{N}(\mathbf{V}_2)), \quad (13)$$

$$\mathbf{V}_2 = \text{Conv}_{\text{dw}}(\mathcal{N}(\mathbf{V}_1)), \quad (14)$$

$$\mathbf{V}_1 = \text{Conv}_{\text{pw}}(\mathcal{N}(\mathbf{U})), \quad (15)$$

where $\mathcal{N}(\cdot)$ is the spiking neuron layer, $\text{Conv}_{\text{pw}}(\cdot)$ and $\text{Conv}_{\text{dw}}(\cdot)$ are pointwise convolution and depthwise convolution. f denotes the $\text{Conv}(\mathcal{N}(\cdot))$ operation. Note, we ignore the batch normalization layer for ease of writing.

Before feeding them into the SNN Transformer Module, they are split back to their original positions prior to entering the SNN Conv Module and tokenized. SNN Transformer Block can be written as

$$\mathbf{U}' = \mathbf{U} + \text{SSA}(\mathbf{U}), \quad (16)$$

$$\mathbf{U}'' = \mathbf{U}' + \text{SNNMLP}(\mathbf{U}'). \quad (17)$$

The SNN Self-Attention (SSA) module enables tokens with high-level features from both template and search regions to interact through correlation operations, extracting target-oriented features. The input token sequence is transformed into Query (\mathbf{Q}_s), Key (\mathbf{K}_s), and Value (\mathbf{V}_s) spikes through three learnable linear matrices. The correlation operation process can be described as

$$\text{SSA}(\mathbf{Q}_s, \mathbf{K}_s, \mathbf{V}_s) = \mathbf{Q}_s \mathbf{K}_s^\top \mathbf{V}_s * s, \quad (18)$$

where s is a scaling factor that is set in relation to the input channel dimensions and the number of attention heads.

Tracking Head. As shown in the bottom left of Fig. 2, SDTrack employs a SNN-redesigned center head. In each branch, the first four convolutional operations are based on spike signals while the final convolutional operation is based on floating-point signals. This design addresses the inherent limitation of spike-based convolutions, which are

insufficient for precise object localization and scale estimation—a deficiency that is difficult to compensate through continuous learning. We demonstrate the necessity of this approach for constructing SNN-based trackers through theoretical derivation in the Supplementary Materials.

Training and Inference. Similar to prior works, we train SDTrack through image pair matching [5, 31, 35]. The loss computation incorporates both classification and regression losses. We adopt the weighted focal loss [19] for classification. With the predicted bounding box, \mathcal{L}_1 loss and the generalized IoU loss [24] are employed for bounding box regression. The overall loss function is

$$\mathcal{L} = \mathcal{L}_{\text{cls}} + \lambda_{\text{iou}} \mathcal{L}_{\text{iou}} + \lambda_{\mathcal{L}_1} \mathcal{L}_1, \quad (19)$$

where $\lambda_{\text{iou}} = 2$ and $\lambda_{\mathcal{L}_1} = 5$ are the regularization parameters in our experiments, following [31]. The detailed description of the loss function is provided in the Supplementary Material.

During inference, we follow the standard SOT procedure by using the first frame of the test sequence as the template. Notably, we do not employ dynamic template strategies or post-processing techniques such as hanning window penalty. Our GTP method is applicable to real-world scenarios in real-time, as illustrated by the purple box in Fig. 2.

4. Experiments

4.1. Implement Details

The SDTrack-Base architecture is shown in the middle section of Fig. 2, where C is set to 64. The SDTrack-Tiny model differs from the Base model in the following aspects: C is set to 32, the number of blocks in Stage 4 is reset to 6, and Stage 5 uses $10C$ channels with the number of blocks reduced to 2. Tracking heads of Tiny and Base models differ only in channel dimensions: the first convolutional layer in the tracking head of the Tiny model outputs 256 channels, compared to 512 in the Base model. The number of output channels in the convolutional layers of the tracking head is progressively halved. Notably, both Tiny and Base models maintain consistent input dimensions of 128×128 and 256×256 for the template and search images, respectively. When T exceeds 1, the corresponding annotated event stream is divided into T portions to execute GTP.

We first pretrain the backbone of SDTrack on the ImageNet-1K dataset. We then fine-tune it on the corresponding event-based tracking datasets through a pair matching task [5, 17, 31, 35]. During this process, no data augmentation or preprocessing is utilized. The hyperparameters for the fine-tuning process depend on the dataset and model size. Complete details of pretraining and fine-tuning are available in the Supplementary Materials. All experiments are conducted on 4 * NVIDIA RTX 4090 GPUs. We will open-source all available models and training code.

Methods	Param. (M)	Spiking Neuron	Timesteps ($T \times D$)	Power (mJ)	FE108 [38]		FELT [27]		VisEvent [26]	
					AUC(%)	PR(%)	AUC(%)	PR(%)	AUC(%)	PR(%)
STARK [31]	28.23	-	1×1	58.88	57.4	89.2	39.3*	50.8*	34.1	46.8
SimTrack [5]	88.64	-	1×1	93.84	56.7	88.3	36.8	47.0	34.6	47.6
OTrack ₂₅₆ [35]	92.52	-	1×1	98.90	54.6	87.1	35.9	45.5	32.7	46.4
ARTrack ₂₅₆ [29]	202.56	-	1×1	174.80	56.6	88.5	39.5	49.4	33.0	43.8
SeqTrack-B ₂₅₆ [7]	90.60	-	1×1	302.68	53.5	85.5	33.0	42.0	28.6	43.3
HiT-B [17]	42.22	-	1×1	19.78	55.9	88.5	38.5	48.9	34.6	47.6
GRM [12]	99.83	-	1×1	142.14	56.8	89.3	37.2	47.4	33.4	47.7
HIPTack [4]	120.41	-	1×1	307.74	50.8	81.0	38.2	48.9	32.1	45.2
ODTrack [41]	92.83	-	1×1	335.80	43.2	69.7	29.7	35.9	24.7	34.7
SiamRPN* [20]	-	-	1×1	-	-	-	-	-	24.7	38.4
ATOM* [9]	-	-	1×1	-	-	-	22.3	28.4	28.6	47.4
DiMP* [2]	-	-	1×1	-	-	-	37.8	48.5	31.5	44.2
PrDiMP* [10]	-	-	1×1	-	-	-	34.9	44.5	32.2	46.9
MixFormer* [8]	37.55	-	1×1	-	-	-	38.9	50.4	-	-
STNet* [39]	20.55	LIF	3×1	-	-	-	-	-	35.0	50.3
SNNTrack* [40]	31.40	BA-LIF	5×1	8.25	-	-	-	-	35.4	50.4
SDTrack-Tiny	19.61	LIF	4×1	8.15	56.7	89.1	35.8	44.0	35.4	48.7
		I-LIF	2×2	9.87	55.3	88.1	35.7	45.3	35.4	49.5
		I-LIF	1×4	8.16	59.0	91.3	39.3	51.2	35.6	49.2
SDTrack-Base	107.26	I-LIF	1×4	30.52	59.9	91.5	40.0	51.4	37.4	51.5

Table 1. Comparison with standard SOT pipeline on three event-based tracking benchmarks. Due to incompatibility with the GTP methodology, ODTrack utilizes the data processing approach proposed by Wang et al. for comparative analysis [26]. * denotes results directly adopted from their respective benchmark reports. **The remaining results employ the GTP methodology for event aggregation to better demonstrate SDTrack’s performance advantages.** The energy consumption of SDTrack is represented by its measurements on the VisEvent dataset. The best two results are shown in **red** and **blue** fonts.

4.2. Evaluation Metric

We conduct comparative analyses with existing methods primarily across four metrics: Area Under the Curve (AUC), Precision Rate (PR), parameter count, and theoretical energy consumption. The AUC is computed from the area under the Success Plot curve, while PR represents the percentage of samples where the distance between the predicted and ground truth target centers is below 20 pixels.

For direct encoding [30] and to achieve stronger representational capacity for position information and target size, the first layer of SDTrack and the final layer of each group convolutional of tracking head inevitably utilize floating-point-based convolution. All other computations are spike-driven, enabling the substitution of MAC operations with AC operations. Therefore, the theoretical energy consumption of SDTrack can be calculated as

$$E = T \cdot (E_{MAC} \cdot \sum_i FL_{SNNConv}^i + E_{AC} \cdot (\sum_j FL_{SNNConv\&FC}^j \cdot fr^j) + \sum_k FL_{SSA}^k), \quad (20)$$

where E_{MAC} and E_{AC} denote the energy costs of MAC and AC operations, respectively, while $FL_{SNNConv\&FC}$ represents the FLOPs of the j -th convolutional layer or FC layer,

and FL_{SSA}^k represents the FLOPs of the k -th SNN Self-Attention module. Additionally, fr^j denote the firing rate (the proportion of non-zero elements) of the corresponding spike matrices at matching positions. Following the established methodology for calculating energy consumption in prior SNNs studies [32–34], we assume the data for various operations is implemented using 32-bit floating-point precision in 45nm technology [15], where $E_{MAC} = 4.6pJ$ and $E_{AC} = 0.9pJ$. The detailed computation methods for all metrics and the firing rate of SDTrack are presented in the Supplementary Materials.

Event Aggregation. We first evaluate the performance of GTP against other event aggregation methods on the FE108 dataset. As shown in Fig. 4, our method demonstrates significant advantages across five established models and SDTrack. Notably, several models that previously performed poorly in event-based tracking tasks achieve near-SOTA performance when incorporating GTP. This indicates that the inability of conventional event aggregation methods to provide sufficient temporal information is one of the key factors limiting SOTA SOT models’ effectiveness in event-based tracking tasks. This finding also validates the superior performance and generalizability of the GTP method. Furthermore, SDTrack achieves superior accuracy compared to

several prominent SOT trackers, regardless of the event aggregation method employed.

4.3. Comparison with Standard Pipeline

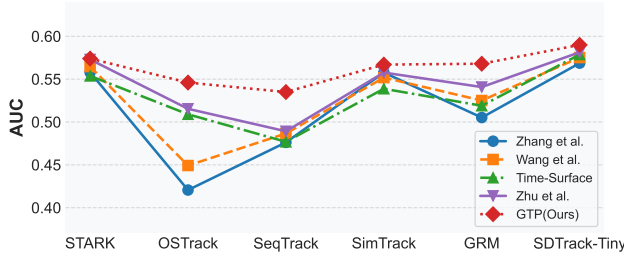


Figure 4. Performance comparison of various event aggregation methods on the FE108 dataset.

Event-based Tracker. Based on these findings, we further evaluate the effectiveness of SDTrack models of different sizes equipped with different neurons on event-based tracking datasets FE108 [38], VisEvent [26], and FELT [27], and provide detailed specifications in the Supplementary Material. **Notably, even though most baseline methods utilize GTP methods with significant performance advantages for event aggregation, SDTrack still outperform them.**

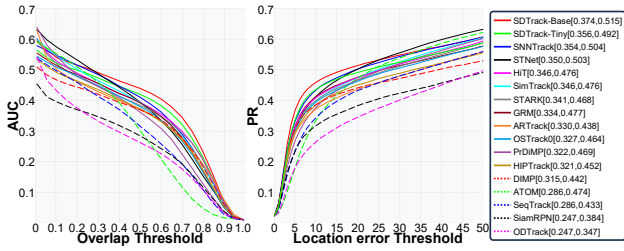


Figure 5. AUC (left) and PR (right) plot on the VisEvent dataset. Best viewed with zooming in.

As shown in Tab. 1 and Fig. 5, across all three datasets, the SDTrack-Tiny model equipped with I-LIF neurons achieves the lowest parameter count and energy consumption. On the FE108 dataset, it improves AUC by 1.6% and PR by 2.0% compared to the previous best model, and demonstrates SOTA potential on the FELT and VisEvent datasets. The Tiny models equipped with LIF and temporally-featured I-LIF neurons ($T = 2 \times 2$) show SOTA potential on the FE108 and VisEvent datasets, but perform poorly on the long sequence tracking benchmark FELT dataset. Compared to the Tiny models, the Base models further improve these performance metrics, achieving SOTA results on both AUC and PR metrics across all three event-based tracking datasets.

Notably, while SDTrack-Base maintains a parameter count comparable to previous Base-level models, it achieves substantially lower theoretical energy consumption on edge

#	Method	AUC(%)	PR(%)
1	SDTrack-Tiny	59.00	91.30
2	IPL \rightarrow Siamese	58.10	89.66
3	+ Learnable Positional Encoding	58.79	89.52
4	+ Sinusoidal Positional Encoding	58.57	90.77
5	Intersection Size 0 \rightarrow 32	58.22	90.14
6	Intersection Size 0 \rightarrow 64	58.75	90.82
7	Intersection Size 0 \rightarrow 128	43.91	73.34
8	Center Head \rightarrow Corner Head	58.81	90.17
9	Without Pretrained	47.80	74.50

Table 2. Ablation studies.

devices. Compared to HiT-B, which was specifically designed for lightweight deployment, our SDTrack-Tiny significantly outperforms across multiple datasets while utilizing less than half the parameters and energy consumption. These results substantiate both the energy efficiency characteristics of SNNs and their potential for edge deployment.

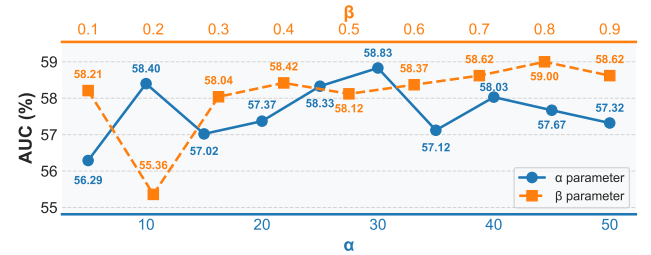


Figure 6. Selection of GTP hyperparameters. During the selection process of β , α is consistently set to 30.

4.4. Ablation Study

All ablation experiments follow the same experimental setup and are conducted using SDTrack-Tiny equipped with I-LIF neurons of $T = 1 \times 4$ on FE108.

GTP. The GTP method involves two hyperparameters: α and β . Through experimental evaluation, we determined that setting α to 30 and β to 0.8 is the optimal configuration. The experimental process is illustrated in Fig. 6.

Position-aware. We evaluate the effectiveness of our Intrinsic Position Learning (IPL) approach. As shown in experiment 2 in Tab. 2, when IPL is not applied and the template and search images are directly fed into the SNN Conv Module (Siamese network) separately, the PR decreases by 2.04% due to lack of positional information. This demonstrates that our IPL enables the network to learn positional information effectively. Examining results from experiments 3 and 4 reveals that additional position encoding leads to performance degradation, as the network already naturally learns positional information through the IPL method, and extra positional information introduces noise. Experiments 5-7 demonstrate that the performance

Backbone	Neuron	AUC(%)	PR(%)
SDT V1 [33]	LIF	52.4	85.3
SDT V2 [32]	LIF	55.9	85.8
SDT V3 [34]	I-LIF	58.9	90.3
SDTrack-Tiny (Ours)	I-LIF	59.0	91.3

Table 3. Comparison with candidate architectures. All settings are aligned with SDTrack.

improvement stems from learned positional information rather than any form of joint feature extraction. These experiments conclusively demonstrate that our SDTrack does not require explicit position encoding steps, as the necessary positional information is learned inherently.

Tracking Head and Pre-training. Experiment 8 in Tab. 2 demonstrates that in SDTrack, the Center Head achieves superior performance compared to the Corner Head. Experiment 9 confirms that pre-training in SDTrack, consistent with other trackers, is essential.




Figure 7. Visualized comparisons of our approach and other excellent trackers OSTRack and STARK. Our method performs better when the target suffer from underexposure, overexposure and similar object.

5. Discussion and Limitation

As shown in Fig 7, in extreme environments, traditional camera-based SOT trackers cannot accurately capture targets, whereas SDTrack achieves this capability, indicating stronger robustness to extreme environments. Additional experiments using SDTrack-Tiny ($T = 1 \times 4$) on FE108 dataset show SDTrack exhibits significant performance advantages over other spike-driven backbones with comparable parameters, highlighting the superiority of SDTrack’s backbone design for event-based tracking. Current exploration reveals that trackers employing specialized temporal feature extraction methods may conflict with the GTP approach due to temporal confusion from extracting temporal information from explicit temporal features, observed only in ODTrack.

6. Conclusion

In this work, we propose the first transformer-based spike-driven tracking pipeline for event-based tracking, consisting of the GTP method and SDTrack. GTP provides stronger event representation by recording trajectory information, demonstrating robustness and generalizability through extensive experimentation. SDTrack is the first transformer-based spike-driven tracker that learns enhanced positional information through IPL without requiring additional positional encoding. Notably, SDTrack is end-to-end and requires no data augmentation or post-processing, yet achieves performance comparable to state-of-the-art methods while maintaining minimal energy consumption and parameter counts. We hope this work serves as a solid baseline to inspire future research.

References

- [1] Abdullah Abdulaziz, Reka Hegedus, Fraser Macdonald, Stephen McLaughlin, and Yoann Altmann. Investigation of spiking neural networks for joint detection and tracking. In *2024 32nd European Signal Processing Conference (EUSIPCO)*, pages 1681–1685. IEEE, 2024. 2
- [2] Goutam Bhat, Martin Danelljan, Luc Van Gool, and Radu Timofte. Learning discriminative model prediction for tracking. In *Proceedings of the IEEE/CVF international conference on computer vision*, pages 6182–6191, 2019. 6
- [3] Nicolas Brunel and Mark CW Van Rossum. Lapicque’s 1907 paper: from frogs to integrate-and-fire. *Biological cybernetics*, 97(5):337–339, 2007. 3
- [4] Wenrui Cai, Qingjie Liu, and Yunhong Wang. Hiptrack: Visual tracking with historical prompts. In *Proceedings of the IEEE/CVF Conference on Computer Vision and Pattern Recognition*, pages 19258–19267, 2024. 6
- [5] Boyu Chen, Peixia Li, Lei Bai, Lei Qiao, Qihong Shen, Bo Li, Weihao Gan, Wei Wu, and Wanli Ouyang. Backbone is all your need: A simplified architecture for visual object tracking. In *European Conference on Computer Vision*, pages 375–392. Springer, 2022. 1, 5, 6
- [6] Xin Chen, Bin Yan, Jiawen Zhu, Dong Wang, Xiaoyun Yang, and Huchuan Lu. Transformer tracking. In *Proceedings of the IEEE/CVF conference on computer vision and pattern recognition*, pages 8126–8135, 2021.
- [7] Xin Chen, Houwen Peng, Dong Wang, Huchuan Lu, and Han Hu. Seqtrack: Sequence to sequence learning for visual object tracking. In *Proceedings of the IEEE/CVF conference on computer vision and pattern recognition*, pages 14572–14581, 2023. 1, 6
- [8] Yutao Cui, Cheng Jiang, Limin Wang, and Gangshan Wu. Mixformer: End-to-end tracking with iterative mixed attention. In *Proceedings of the IEEE/CVF conference on computer vision and pattern recognition*, pages 13608–13618, 2022. 6
- [9] Martin Danelljan, Goutam Bhat, Fahad Shahbaz Khan, and Michael Felsberg. Atom: Accurate tracking by overlap maximization. In *Proceedings of the IEEE/CVF conference on*

- computer vision and pattern recognition*, pages 4660–4669, 2019. 6
- [10] Martin Danelljan, Luc Van Gool, and Radu Timofte. Probabilistic regression for visual tracking. In *Proceedings of the IEEE/CVF conference on computer vision and pattern recognition*, pages 7183–7192, 2020. 6
 - [11] Guillaume Debat, Tushar Chauhan, Benoit R Cottureau, Timothée Masquelier, Michel Paindavoine, and Robin Baurès. Event-based trajectory prediction using spiking neural networks. *Frontiers in computational neuroscience*, 15: 658764, 2021. 2
 - [12] Shenyan Gao, Chunlun Zhou, and Jun Zhang. Generalized relation modeling for transformer tracking. In *Proceedings of the IEEE/CVF Conference on Computer Vision and Pattern Recognition*, pages 18686–18695, 2023. 6
 - [13] Kaiming He, Xiangyu Zhang, Shaoqing Ren, and Jian Sun. Deep residual learning for image recognition. In *Proceedings of the IEEE conference on computer vision and pattern recognition*, pages 770–778, 2016. 2
 - [14] Kaiming He, Xinlei Chen, Saining Xie, Yanghao Li, Piotr Dollár, and Ross Girshick. Masked autoencoders are scalable vision learners. In *Proceedings of the IEEE/CVF conference on computer vision and pattern recognition*, pages 16000–16009, 2022. 2
 - [15] Mark Horowitz. 1.1 computing’s energy problem (and what we can do about it). In *2014 IEEE international solid-state circuits conference digest of technical papers (ISSCC)*, pages 10–14. IEEE, 2014. 6
 - [16] Tiejun Huang, Yajing Zheng, Zhaofei Yu, Rui Chen, Yuan Li, Ruiqin Xiong, Lei Ma, Junwei Zhao, Siwei Dong, Lin Zhu, et al. 1000× faster camera and machine vision with ordinary devices. *Engineering*, 25:110–119, 2023. 2
 - [17] Ben Kang, Xin Chen, Dong Wang, Houwen Peng, and Huchuan Lu. Exploring lightweight hierarchical vision transformers for efficient visual tracking. In *Proceedings of the IEEE/CVF International Conference on Computer Vision*, pages 9612–9621, 2023. 4, 5, 6
 - [18] Xavier Lagorce, Garrick Orchard, Francesco Galluppi, Bertram E Shi, and Ryad B Benosman. Hots: a hierarchy of event-based time-surfaces for pattern recognition. *IEEE transactions on pattern analysis and machine intelligence*, 39(7):1346–1359, 2016. 2
 - [19] Hei Law and Jia Deng. Cornernet: Detecting objects as paired keypoints. In *Proceedings of the European conference on computer vision (ECCV)*, pages 734–750, 2018. 5
 - [20] Bo Li, Junjie Yan, Wei Wu, Zheng Zhu, and Xiaolin Hu. High performance visual tracking with siamese region proposal network. In *Proceedings of the IEEE conference on computer vision and pattern recognition*, pages 8971–8980, 2018. 6
 - [21] Kefei Liu, Xiaoxin Cui, Xiang Ji, Yisong Kuang, Chenglong Zou, Yi Zhong, Kanglin Xiao, and Yuan Wang. Real-time target tracking system with spiking neural networks implemented on neuromorphic chips. *IEEE Transactions on Circuits and Systems II: Express Briefs*, 70(4):1590–1594, 2022. 2
 - [22] Wolfgang Maass. Networks of spiking neurons: the third generation of neural network models. *Neural networks*, 10 (9):1659–1671, 1997. 3
 - [23] Ana I Maqueda, Antonio Loquercio, Guillermo Gallego, Narciso García, and Davide Scaramuzza. Event-based vision meets deep learning on steering prediction for self-driving cars. In *Proceedings of the IEEE conference on computer vision and pattern recognition*, pages 5419–5427, 2018. 2
 - [24] Hamid Rezatofighi, Nathan Tsoi, JunYoung Gwak, Amir Sadeghian, Ian Reid, and Silvio Savarese. Generalized intersection over union: A metric and a loss for bounding box regression. In *Proceedings of the IEEE/CVF conference on computer vision and pattern recognition*, pages 658–666, 2019. 5
 - [25] Sajjad Seifzakerini, Wei-Yun Yau, Bo Zhao, and Kezhi Mao. Event-based hough transform in a spiking neural network for multiple line detection and tracking using a dynamic vision sensor. In *BMVC*, pages 1–12. York, UK, 2016. 2
 - [26] Xiao Wang, Jianing Li, Lin Zhu, Zhipeng Zhang, Zhe Chen, Xin Li, Yaowei Wang, Yonghong Tian, and Feng Wu. Visevent: Reliable object tracking via collaboration of frame and event flows. *IEEE Transactions on Cybernetics*, 2023. 2, 6, 7
 - [27] Xiao Wang, Ju Huang, Shiao Wang, Chuanming Tang, Bo Jiang, Yonghong Tian, Jin Tang, and Bin Luo. Long-term frame-event visual tracking: Benchmark dataset and baseline. *arXiv preprint arXiv:2403.05839*, 2024. 2, 6, 7
 - [28] Yanxiang Wang, Bowen Du, Yiran Shen, Kai Wu, Guangrong Zhao, Jianguo Sun, and Hongkai Wen. Ev-gait: Event-based robust gait recognition using dynamic vision sensors. In *Proceedings of the IEEE/CVF conference on computer vision and pattern recognition*, pages 6358–6367, 2019. 2
 - [29] Xing Wei, Yifan Bai, Yongchao Zheng, Dahu Shi, and Yihong Gong. Autoregressive visual tracking. In *Proceedings of the IEEE/CVF Conference on Computer Vision and Pattern Recognition*, pages 9697–9706, 2023. 6
 - [30] Yujie Wu, Lei Deng, Guoqi Li, Jun Zhu, Yuan Xie, and Luping Shi. Direct training for spiking neural networks: Faster, larger, better. In *Proceedings of the AAAI conference on artificial intelligence*, pages 1311–1318, 2019. 6
 - [31] Bin Yan, Houwen Peng, Jianlong Fu, Dong Wang, and Huchuan Lu. Learning spatio-temporal transformer for visual tracking. In *Proceedings of the IEEE/CVF international conference on computer vision*, pages 10448–10457, 2021. 1, 5, 6
 - [32] Man Yao, Jiakui Hu, Tianxiang Hu, Yifan Xu, Zhaokun Zhou, Yonghong Tian, Bo Xu, and Guoqi Li. Spike-driven transformer v2: Meta spiking neural network architecture inspiring the design of next-generation neuromorphic chips. *arXiv preprint arXiv:2404.03663*, 2024. 4, 6, 8
 - [33] Man Yao, Jiakui Hu, Zhaokun Zhou, Li Yuan, Yonghong Tian, Bo Xu, and Guoqi Li. Spike-driven transformer. *Advances in neural information processing systems*, 36, 2024. 4, 8
 - [34] Man Yao, Xuerui Qiu, Tianxiang Hu, Jiakui Hu, Yuhong Chou, Keyu Tian, Jianxing Liao, Luziwei Leng, Bo Xu,

- and Guoqi Li. Scaling spike-driven transformer with efficient spike firing approximation training. *arXiv preprint arXiv:2411.16061*, 2024. 3, 6, 8
- [35] Botao Ye, Hong Chang, Bingpeng Ma, Shiguang Shan, and Xilin Chen. Joint feature learning and relation modeling for tracking: A one-stream framework. In *European Conference on Computer Vision*, pages 341–357. Springer, 2022. 1, 5, 6
- [36] Weihao Yu, Mi Luo, Pan Zhou, Chenyang Si, Yichen Zhou, Xinchao Wang, Jiashi Feng, and Shuicheng Yan. Metaformer is actually what you need for vision. In *Proceedings of the IEEE/CVF conference on computer vision and pattern recognition*, pages 10819–10829, 2022. 2
- [37] Weihao Yu, Chenyang Si, Pan Zhou, Mi Luo, Yichen Zhou, Jiashi Feng, Shuicheng Yan, and Xinchao Wang. Metaformer baselines for vision. *IEEE Transactions on Pattern Analysis and Machine Intelligence*, 2023. 2
- [38] Jiqing Zhang, Xin Yang, Yingkai Fu, Xiaopeng Wei, Baocai Yin, and Bo Dong. Object tracking by jointly exploiting frame and event domain. In *Proceedings of the IEEE/CVF International Conference on Computer Vision*, pages 13043–13052, 2021. 6, 7
- [39] Jiqing Zhang, Bo Dong, Haiwei Zhang, Jianchuan Ding, Felix Heide, Baocai Yin, and Xin Yang. Spiking transformers for event-based single object tracking. In *Proceedings of the IEEE/CVF conference on Computer Vision and Pattern Recognition*, pages 8801–8810, 2022. 2, 6
- [40] Jiqing Zhang, Malu Zhang, Yuanchen Wang, Qianhui Liu, Baocai Yin, Haizhou Li, and Xin Yang. Spiking neural networks with adaptive membrane time constant for event-based tracking. *IEEE Transactions on Image Processing*, 2025. 2, 6
- [41] Yaozong Zheng, Bineng Zhong, Qihua Liang, Zhiyi Mo, Shengping Zhang, and Xianxian Li. Odtrack: Online dense temporal token learning for visual tracking. In *Proceedings of the AAAI Conference on Artificial Intelligence*, pages 7588–7596, 2024. 1, 6
- [42] Zhaokun Zhou, Yuesheng Zhu, Chao He, Yaowei Wang, Shuicheng Yan, Yonghong Tian, and Li Yuan. Spikformer: When spiking neural network meets transformer. *arXiv preprint arXiv:2209.15425*, 2022. 4
- [43] Alex Zihao Zhu, Liangzhe Yuan, Kenneth Chaney, and Kostas Daniilidis. Ev-flownet: Self-supervised optical flow estimation for event-based cameras. *arXiv preprint arXiv:1802.06898*, 2018. 2