

Large Language Model as Meta-Surrogate for Data-Driven Many-Task Optimization: A Proof-of-Principle Study

Xian-Rong Zhang, Yue-Jiao Gong, *Senior Member, IEEE*, Jun Zhang, *Fellow, IEEE*

Abstract—In many-task optimization scenarios, surrogate models are valuable for mitigating the computational burden of repeated fitness evaluations across tasks. This study proposes a novel meta-surrogate framework to assist many-task optimization, by leveraging the knowledge transfer strengths and emergent capabilities of large language models (LLMs). We formulate a unified framework for many-task fitness prediction, by defining a universal model with metadata to fit a group of problems. Fitness prediction is performed on metadata and decision variables, enabling efficient knowledge sharing across tasks and adaptability to new tasks. The LLM-based meta-surrogate treats fitness prediction as conditional probability estimation, employing a unified token sequence representation for task metadata, inputs, and outputs. This approach facilitates efficient inter-task knowledge sharing through shared token embeddings and captures complex task dependencies via multi-task model training. Experimental results demonstrate the model’s emergent generalization ability, including zero-shot performance on problems with unseen dimensions. When integrated into evolutionary transfer optimization (ETO), our framework supports dual-level knowledge transfer—at both the surrogate and individual levels—enhancing optimization efficiency and robustness. This work establishes a novel foundation for applying LLMs in surrogate modeling, offering a versatile solution for many-task optimization.

Index Terms—Many-task optimization, Surrogate-assisted evolutionary algorithms, Large language models.

I. INTRODUCTION

EVOLUTIONARY Algorithms (EAs) have been successfully applied to a wide range of complex optimization problems [1]. However, in expensive optimization scenarios, EAs may perform poorly because they often require a large number of function evaluations (FEs). To address this issue, existing studies incorporate surrogates into the EA framework [2] to reduce the reliance on real FEs. This methodology is commonly referred to as Surrogate-Assisted Evolutionary Algorithms (SAEAs). Moreover, many expensive optimization

problems do not allow direct computation of objective or constraint function values but instead rely only on data collected from physical experiments, real-world events, or complex numerical simulations for optimization. This paradigm, which relies entirely on empirical data, is known as Data-Driven Evolutionary Algorithms (DDEAs) [3]. Further, the problems permit active sampling of individuals (data) for real FEs are referred to as Online DDEAs [4]. On the other side, the problems only have access to historical statistical data are known as Offline DDEAs [5]. Examples of Offline DDEA applications include trauma system design [6], blast furnace optimization [7], ceramic formula design [8], and hardware accelerator design [9].

Evolutionary Transfer Optimization (ETO) [10] has recently emerged as a rapidly growing research topic that has attracted significant attention. Its core idea is to leverage optimization experience or domain knowledge obtained from solving certain tasks (i.e., source tasks) to enhance search performance on other, similar tasks (i.e., target tasks). The technique of reusing information from source tasks to facilitate solving target tasks is known as knowledge transfer [11]. Among the optimization problems addressed by ETO, Many-task Optimization Problems (MaTOP) [12] involve the simultaneous optimization of three or more tasks, under the assumption that some tasks share certain degree of similarity. Utilizing the population-based approaches to optimize a set of problems concurrently through knowledge transfer has been shown to be more efficient than addressing each problem separately [13]. Nonetheless, in the context of ETO, the high costs associated with FEs continue to pose challenges in some real-world situations, presenting a major barrier to effective optimization. Consequently, recent studies have investigated surrogates to mitigate the high computational cost of FEs in ETO [14]–[17], most of which fall under the Online DDEA framework.

Several challenges persist with the current surrogate method in ETO: (1) While ETO allows individuals to exchange knowledge for various tasks, from the surrogate viewpoint, each task’s surrogate is trained in isolation. Specifically, current surrogates exhibit limited capacity for transferring knowledge across tasks. (2) Training surrogates is a computationally intensive task, particularly for Online DDEAs. Throughout the algorithm’s iterations, the frequent updates to surrogates result in extra training overhead. This becomes more problematic in MaTOP, where distinct tasks—or varying dimensions of a single task—demand separate surrogates, thereby significantly increasing the computational budget.

This work was supported in part by the Guangdong Natural Science Funds for Distinguished Young Scholars (Grant No. 2022B1515020049), in part by the Guangdong Provincial Natural Science Foundation for Outstanding Youth Team Project (Grant No. 2024B1515040010), in part by the National Natural Science Foundation of China (Grant No. 62276100), in part by the National Research Foundation of Korea (Grant No. RS-2025-00555463), and in part by the Tianjin Top Scientist Studio Project (Grant No. 24JRRCRC00030). (Corresponding author: Yue-Jiao Gong)

X.-R. Zhang and Y.-J. Gong are with the School of Computer Science and Engineering, South China University of Technology, Guangzhou 510006, China (e-mail: gongyuejiao, ustczxr}@gmail.com). Jun Zhang is with the Nankai University, and also with the Hanyang University, ERICA, South Korea 15588. (e-mail: junzhang@ieee.org).

Prior to 2018, many-task learning was a major research focus in natural language processing (NLP) [18]. At the time, the mainstream training paradigm combined pre-training with supervised fine-tuning, yet the fine-tuning stage frequently required task-specific model architectures. As demonstrated by McCann et al. in 2018 [18], language itself offers a flexible mechanism for unifying task descriptions, inputs, and outputs as token sequences, thus enabling a single model to learn and infer multiple tasks simultaneously. Subsequently, GPT-2 [19] and T5 [20] further validated the effectiveness of many-task learning by using task descriptions as instructions under different model architectures. GPT-3 demonstrated that, given a prompt (e.g., a natural language instruction), the model could generate coherent responses without updating its parameters, thereby providing the first evidence of emergent abilities in large-scale models and underscoring the importance of prompt engineering. In recent years, large language models (LLMs) [21], particularly advanced systems such as GPT-4 [22] and DeepSeek [23], have achieved significant breakthroughs in NLP. As these models continue to grow in size and complexity, they not only excel in traditional language tasks [24] but also exhibit immense potential for optimization and generative tasks [25]. These advancements mark critical milestones in the evolution of artificial general intelligence. Meanwhile, LLMs have also begun to influence evolutionary computation, creating new opportunities and challenges [26]. By learning from massive text corpora, they can encode extensive domain knowledge, thereby offering more targeted guidance during search processes.

Motivated by the multi-task learning proficiency, this study conducts a proof-of-concept investigation that leverages the potential of LLMs for surrogate modeling in DDEAs. Specifically, we aim to fine-tune a pre-trained model suitable for many tasks and varied dimensions to directly predict the quality of new solutions. We refer to this model as *Meta-Surrogate*. The main contributions of this paper are summarized below:

- **A paradigm shift for many-task fitness prediction modeling:** We formulate a fitness prediction paradigm through $\mathcal{T} = (\mathcal{X}, \mathcal{M}, \mathcal{F}, \mathcal{D})$, where $\mathcal{X} \subset \mathbb{R}^n$ denotes the unified decision space, \mathcal{M} denotes a metadata space with intrinsic descriptions to distinguish different tasks (e.g., objective description, dimensional information), $\mathcal{F} = \{f_m : \mathcal{X} \rightarrow \mathbb{R} \mid m \in \mathcal{M}\}$ is the ground-truth objective family, $\mathcal{D} = \{(m_i, x_i, y_i)\}_{i=1}^N$ is a dataset contains cross-objective evaluations adhering to $y_i = f_{m_i}(x_i)$. Our target is to construct a meta-surrogate $\hat{f}_{\text{meta}} : \mathcal{X} \times \mathcal{M} \rightarrow \mathbb{R}$ that can process the decision values and problem metadata as input, in order to approximate the evaluation y_i as $\hat{f}_{\text{meta}}(x_i, m_i)$. This framework enables knowledge sharing across many-task surrogate modeling, offering benefits like decreased sampling complexity per task and the adaptability to new tasks.
- **An LLM-based meta-surrogate:** We propose using an LLM as the meta-surrogate, casting fitness prediction as a conditional probability estimation problem given task metadata: $p(y \mid x, m)$. This framework represents metadata m , inputs x , and outputs y by a unified

token sequence representation, enabling efficient inter-task knowledge sharing through shared token embeddings. Leveraging the LLM's ability to model complex relationships in high-dimensional spaces, this approach excels in capturing intricate task dependencies and generalizing across diverse optimization problems. Then, by incorporating appropriate prompting during inference, the surrogate generates high-quality fitness predictions across diverse tasks.

- **Proof of the emergent generalization ability of the meta-surrogate:** As an initial investigation, our experiments reveal that the meta-surrogate exhibits emergent generalization capabilities, particularly in dimensional scalability. For instance, it demonstrates zero-shot performance on optimization problems with unseen dimensions not encountered during training, highlighting its potential for dynamically adapting to new task environments.
- **Integration of the meta-surrogate to enhance MaTOP:** The meta-surrogate can be seamlessly integrated into most existing ETO algorithms, enabling an efficient offline data-driven many-task optimization framework. Unlike previous data-driven ETO methods that primarily focus on knowledge sharing at the individual level, our approach bridges the gap by supporting knowledge transfer at both the surrogate and individual levels. This dual-level integration not only enhances optimization efficiency, but also provides new possibilities for more robust and versatile MaTOP solutions.

The remainder of this paper is organized as follows: **Section II** reviews the background and related work; **Section III** presents a detailed description of the proposed algorithm; **Section IV** provides experimental comparisons and analyses; and **Section V** offers concluding remarks and discusses future work.

II. PRELIMINARIES

A. Data-Driven Evolutionary Algorithms

EAs have proven effective in solving many optimization problems under the common assumption that evaluating candidate solutions is both straightforward and inexpensive. However, this assumption rarely holds for real-world optimization tasks. For instance, high-fidelity system optimization [27] and human-involved interactive optimization [28] often require computationally intensive numerical simulations or costly physical experiments to assess solution quality. Moreover, in certain practical scenarios such as trauma system optimization [6] and blast furnace optimization [29], physical constraints may even prevent any evaluations during the evolutionary search process.

To mitigate computational costs, surrogates have been widely employed in evolutionary algorithms, giving rise to SAEAs [30]. In SAEAs, a surrogate trained on limited data approximates the objective function and/or constraints, thereby reducing the number of expensive evaluations. Various machine learning models, such as polynomial regression [31], Kriging [32], artificial neural networks (ANNs) [33], and radial basis function networks (RBFNs) [34], [35], have been

integrated into this framework. Since these models are inherently data-driven, such algorithms have recently been referred to as DDEAs [36]. DDEAs are typically classified into two categories: online DDEA [4], where a subset of solutions can still be evaluated during the optimization process (e.g., [37], [38]), and offline DDEA [5], where no further evaluations are feasible once the process has started (e.g., [39], [40]).

B. Many-Task DDEAs

Consider a MaTOP comprising NT optimization tasks. Each task k ($k = 1, \dots, NT$), denoted by T_k , can be formulated as follows:

$$\begin{aligned} \min y &= f_k(x), \\ \text{subject to } x &\in \mathcal{X}_k, \quad \mathcal{X}_k \subseteq \mathbb{R}^{D_k}, \end{aligned}$$

where $f_k(\cdot)$ is the objective function of T_k , \mathcal{X}_k is the search space, and D_k denotes the dimension of that space.

Recent research has explored the use of surrogates to address expensive optimization problems across multiple tasks. For example, SA-MM-MFEA [12] leverages a Radial Basis Function Network (RBFN) surrogate alongside the Multifactorial Evolutionary Algorithm (MFEA) to tackle expensive minimax optimization problems under a limited budget of FEs. MTCNP [14] employs a Conditional Neural Process (CNP) as a surrogate within a Bayesian optimization framework driven by Expected Improvement (EI). MaMPSO [15] treats expensive multimodal optimization as a three-task problem, integrating Kriging, RBFNs, and polynomial regression to approximate individual fitness and reduce the number of FEs. SADE-KT [17] develops a surrogate-based hybrid knowledge transfer strategy and a two-level surrogate-assisted search mechanism.

C. Large Language Models

The evolution of language modeling techniques can be broadly divided into four stages: Statistical Language Models (SLMs) [41], Neural Language Models (NLMs) [42], Pre-trained Language Models (PLMs) [43], and LLMs. As the latest stage, LLMs typically refer to PLMs with billions or more of parameters (e.g., GPT-4 [22] and deepseek [23]). Two key characteristics distinguish them from traditional PLMs: (1) a substantial increase in parameter count and (2) emergent capabilities such as contextual learning and instruction following [44].

Based on their architectural design, LLMs can be categorized into three groups:

1) *Encoder-Only LLMs*: These rely solely on the encoder to extract semantic features from input text, typically using a masked language modeling objective. Examples include BERT [43], ALBERT [45], and ELECTRA [46]. They require additional task-specific heads for fine-tuning and excel at tasks demanding sentence-level comprehension, such as text classification and named entity recognition.

2) *Encoder-Decoder LLMs*: These utilize both an encoder to map input text into hidden representations and a decoder to generate target text. Their training paradigms vary; for

instance, T5 [20] employs a masked span prediction objective, while UL2 [47] unifies multiple pre-training objectives under different masking strategies. Encoder-decoder models can naturally handle tasks such as summarization, translation, and question answering.

3) *Decoder-Only LLMs*: These use only the decoder module for autoregressive text generation, often trained to predict the next token. Large-scale decoder-only models can handle downstream tasks with minimal examples or prompts, without requiring additional model heads or fine-tuning. Recent open-source decoder-only LLMs, such as Alpaca and Vicuna (both fine-tuned from LLaMA [48]), can achieve performance close to GPT-3.5.

D. Research Motivation

A surrogate can be viewed as a regression predictor. However, conventional regression methods (e.g., RBFNs) typically only handle fixed-length feature vectors, making them less adaptable to cross-task environments. Although many-task predictors [49], [50] have been proposed to facilitate transfer learning, these still rely on fixed-size tensor inputs, limiting their adaptability when the input space changes across tasks. Recent advances in deep learning—such as Transformers [51], GNN networks [52], and deep hierarchical Gaussian processes [53]—partially relax the strict requirements for tensorized input, but they still rely heavily on fixed-format representations of (x, y) [54].

By contrast, token-based representations [54], [55] have gained attention for their flexibility in encoding numerical values and metadata, thus enabling transfer across diverse tasks. LLMs excel at capturing complex input-output relationships in heterogeneous textual data, and they have shown promise beyond natural language processing (e.g., symbolic mathematics [56], and scientific reasoning [57]). Furthermore, the token-based paradigm has proven successful in Reinforcement Learning from Human Feedback (RLHF) [58], where LLMs can mimic human evaluators via pairwise ranking [59], effectively performing a regression-like function to generate reward scores.

This research is motivated by the above-mentioned advantages and undertakes a proof-of-concept investigation into utilizing LLMs as a meta-surrogate to support many-task optimization. In this context, we pose three key research questions:

- **RQ1: Surrogate Feasibility.** Does tokenizing numerical decision variables and fitness values, along with task metadata, enable LLMs to function as a meta-surrogate for predicting fitness across tasks?
- **RQ2: Emergent Capability.** Can the meta-surrogate generalize to tasks beyond its training distribution, such as those with unseen input dimensions?
- **RQ3: Optimization Guidance Performance.** How effectively does the LLM guide the search process when integrated into ETO frameworks?

III. METHODOLOGY

In this section, we introduce Meta-Surrogate, an LLM-based surrogate for assisting many-task DDEAs. Our main objective

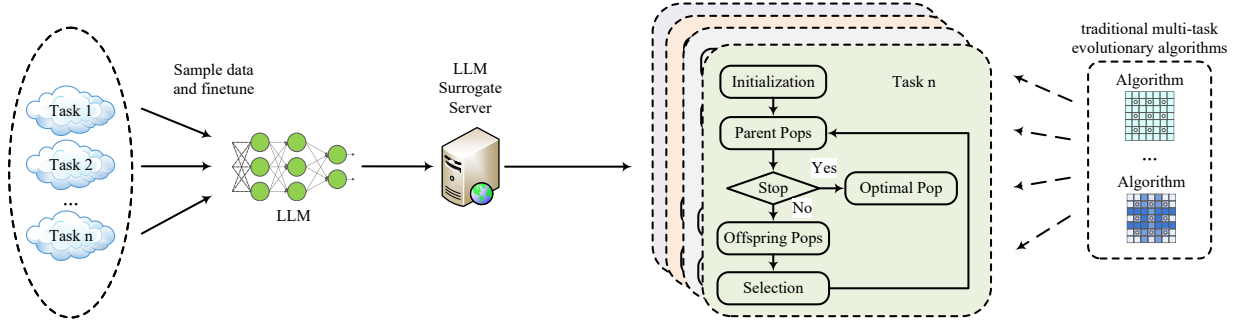


Fig. 1. Meta-Surrogate Framework

is to fine-tune a many-task surrogate by harnessing the many-task learning capabilities of LLMs and subsequently develop an offline DDEA for MaTOP.

As illustrated in Figure 1, our approach follows the offline DDEA pipeline. Before the optimization algorithm commences, offline data are sampled from multiple tasks. The LLM is then fine-tuned offline on the dataset corresponding to various tasks. After fine-tuning, the resulting model is deployed as a microservice, providing fitness prediction across different optimization tasks and enabling result retrieval via HTTP requests. During many-task optimization, the ETO algorithms send HTTP POST requests to the LLM microservice to query fitness for solutions at specific tasks. Notably, our paradigm suits most existing ETO methods.

A. Many-Task Fitness Prediction Modeling

As a proof-of-concept investigation, this paper centers on single-objective numeric MaTOP. The task for many-task fitness prediction is defined as

$$\mathcal{T} = (\mathcal{X}, \mathcal{M}, \mathcal{F}, \mathcal{D}) \quad (1)$$

where

- $\mathcal{X} \subset \mathbb{R}^n$ denotes the unified decision space,
- \mathcal{M} denotes a metadata space with intrinsic descriptions to distinguish different task,
- $\mathcal{F} = \{f_m : \mathcal{X} \rightarrow \mathbb{R} \mid m \in \mathcal{M}\}$ is the set of ground-truth objective functions,
- $\mathcal{D} = \{(m_i, x_i, y_i)\}_{i=1}^N$ is a dataset contains cross-objective evaluations adhering to $y_i = f_{m_i}(x_i)$.

The construction of the dataset \mathcal{D} involves aggregating evaluations across diverse tasks. For any task k (where $k \in \{1, 2, \dots, NT\}$), solutions $x_i^k \in \mathcal{X}_k$ are evaluated under the corresponding objective function $f_k \in \mathcal{F}$, generating triples (m_k, x_i^k, y_i^k) where $y_i^k = f_k(x_i^k)$ represents the fitness value, and $m_k \in \mathcal{M}$ encodes task-specific metadata to distinguish f_k from other objectives. These triples collectively form the task-specific dataset $\mathcal{D}_k = \{(m_k, x_1^k, y_1^k), \dots, (m_k, x_{N_k}^k, y_{N_k}^k)\}$, with N_k denoting the number of function evaluations for task k . The global cross-task dataset \mathcal{D} is then derived by unifying all task-specific data:

$$\mathcal{D} = \bigcup_{k=1}^{NT} \mathcal{D}_k \quad (2)$$

This structure enables joint modeling of heterogeneous tasks, where metadata m_k explicitly resolves ambiguities between objectives (e.g., distinguishing a high-dimensional optimization landscape from a low-dimensional one) while the unified decision space \mathcal{X} facilitates latent knowledge transfer. The dataset \mathcal{D} thus serves as a foundation for training surrogate models to infer implicit relationships across tasks.

Our target is to learn a meta-surrogate model as

$$\hat{f}_{\text{meta}} : \mathcal{X} \times \mathcal{M} \rightarrow \mathbb{R}, \quad (x, m) \mapsto \hat{y} = \hat{f}_{\text{meta}}(x, m) \quad (3)$$

which processes the decision values x and problem metadata m as input, and outputs fitness \hat{y} for the specific tasks.

In this paper, we are going to implement the meta-surrogate via fine-tuning an encoder-decoder LLM, where the model's conditional probability formulation $p(y \mid m, x)$ directly parameterizes the fitness prediction $\hat{f}_{\text{meta}}(m, x)$. This allows us to learn universal weights θ that construct an adaptive predictor generalizable across the task space \mathcal{T} . Unlike traditional surrogates requiring per-task basis function engineering, our language model-based surrogate achieves three fundamental advantages: (1) unified representation learning across task metadata and decision variables, (2) elimination of task-specific model retraining, and (3) exponential scaling of data efficiency via pretrained priors.

B. Textual Representation

This subsection introduces textual representations for the fundamental elements in the dataset: numeric variables (x and y), and task descriptors (m).

1) *Numeric Representation*: The fundamental challenge in adapting LLMs as meta-surrogates lies in establishing scale-invariant representations for continuous decision variables x and fitness values y . Naive string conversions induce spurious ordinal relationships (e.g., $3.11 > 3.9$ in lexical comparison), while traditional normalization schemes risk task-specific bias. To address this, we utilize a Scientific Notation Encoding (SNE): each floating-point number z undergoes deterministic conversion to:

$$\phi(z) = [\pm] \langle 10^k \rangle d_1 d_2 \dots d_\gamma \quad (4)$$

where $[\pm]$ is the sign bit, k denotes the exponent of the most significant digit d_1 , and $d_1 d_2 \dots d_\gamma$ represent γ mantissa digits. Notably, to save on tokens, we omit the decimal point following the first mantissa digit.

TABLE I
EXAMPLES OF TEXT REPRESENTATIONS IN LANGUAGE MODELS

Data	Origin data	Language Model Textual Representation
m	"Sphere_dimension=4"	"Sphere_dimension=4"
x	[-2.065349139, -2.570456278, -3.38108745, -3.38108745]	[- <10^0> 2 0 6 5 3 4 9 1 3 9, - <10^0> 2 5 7 0 4 5 6 2 7 8, - <10^0> 3 3 8 1 0 8 7 4 5 0, + <10^0> 4 4 1 2 2 6 5 2 3 9]
y	1740.050843	[+ <10^3> 1 7 4 0 0 5 0 8 4 3]

As demonstrated in Table I, the first dimension of variable x , "-2.065349139", is converted into "- <10^0> 2 0 6 5 3 4 9 1 3 9"). We insert spaces between digits and symbols in the scientific notation strings, ensuring that each digit or symbol is tokenized individually. Multiple variables are represented as an SNE array. The objective function value is represented in the same format, ensuring consistency between the input and the output.

Although the SNE addresses lexical ambiguity in numerical forms, its success heavily relies on how the exponential components are tokenized. Note that, standard numbers (0-9) and signs (+/-) usually exist in the LLM's pre-existing vocabulary, but the exponent parts inside angle brackets (e.g., <10^3>) do not. We suggest a hybrid strategy where only exponent parts within angle brackets (<10^k>) are created as new tokens, while keeping the digits (0-9) and basic symbols (+/-) from the original vocabulary. These new tokens for exponents have an initial random setup but are optimized with other parameters, creating a balance between adapting to the domain and preserving existing knowledge. This approach is fundamentally different from earlier studies: the work in [54] involves adding a full range of notations as separate tokens, which results in extensive random initialization, disrupting the pretrained feature spaces. Meanwhile, [55] breaks down exponents into basic tokens (e.g., "E+3" → ["E", "+", "3"]), which, although retaining pretrained embeddings, alters semantic integrity.

2) *Metadata Representation*: Each task is represented by controllable metadata in text as $m = \{function\ name, dimensionality\}$. This representation serves as a minimal yet effective context for guiding the model's task-specific predictions in our proof-of-principle study. However, we acknowledge that relying solely on the function name and dimensionality may not be sufficient in many real-world scenarios. Our work focuses on establishing the feasibility of using LLMs as meta-surrogates, with metadata intentionally kept minimal to isolate the core mechanisms of task adaptation. The design of comprehensive metadata prompts for broader applications is a significant challenge that warrants dedicated research.

Finally, as shown in Table I, the algorithm sends the problem name and dimensionality information as metadata m , along with the original data of an individual's decision variables x , to the LLM. The LLM converts these into a textual representation and concatenates them into its input as "Sphere_dimension=4, [- <10^0> 2 0 6 5 3 4 9 1 3 9, - <10^0> 2 5 7 0 4 5 6 2 7 8, - <10^0> 3 3 8 1 0 8 7 4 5 0, + <10^0> 4 4 1 2 2 6 5 2 3 9]". The LLM then infers the string "[+ <10^3> 1 7 4 0 0 5 0 8 4 3]", which

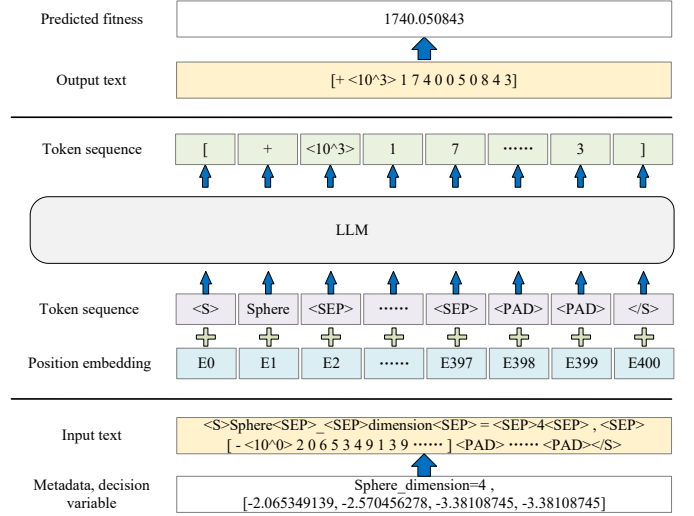


Fig. 2. Prediction of decision variables and objective values based on LLM

is subsequently converted to the floating-point number 1740.050843 by a post-processing module. This surrogate fitness 1740.050843 is then returned to the algorithm. An illustrative example is shown in Figure 2.

C. LLM Inference

The formal concept of "language model" is rooted in conditional probability. Each sample (sentence or document) consists of a variable-length sequence of tokens (s_1, s_2, \dots, s_n). Owing to the intrinsic sequential nature of language, the joint probability of the token sequence is typically factorized into a product of autoregressive conditional probabilities [42]:

$$p(x) = \prod_{i=1}^n p(s_i | s_1, \dots, s_{i-1}) \quad (5)$$

This formulation allows generating tokens step-by-step by iteratively drawing $s_i \sim p(s_i | s_{<i})$, as well as computing probabilities for arbitrary subsequences, e.g., $p(s_{n-a}, \dots, s_n | s_1, \dots, s_{n-a-1})$.

This probabilistic framework inherently supports task-specific learning. For a single task, the model estimates $p(\text{output} | \text{input})$ by treating the output tokens as a sequence conditioned on the input tokens. However, a practical LLM system must handle multiple tasks over the same input. This requires extending the conditioning to explicitly include task identity: $p(\text{output} | \text{task}, \text{input})$. Following this, our MetaSurrogate conditions the output y on the metadata token sequence m and the input token sequence x as

$$p(y) = p(y | m, x) \quad (6)$$

Defined in Subsection III-A, a data sample in the training set is given as (m_k, x_i^k, y_i^k) . Then, according to Subsection III-B, m_k is a text string, and the floating-point values x_i^k and y_i^k can be converted into text strings, which are denoted as src^k and trg^k , respectively. In the encoder-decoder architecture, the encoder and decoder typically share the same embedding matrix $\mathbf{E} \in \mathbb{R}^{|V| \times d_m}$, where $|V|$ is the vocabulary

size and dm is the model's hidden dimension. The tokenizer in the encoder module converts the metadata m_k and src^k into token ID sequences, i.e., $m_k \mapsto \{mt_1, mt_2, \dots, mt_u\}$ and $src^k \mapsto \{xt_1, xt_2, \dots, xt_n\}$, where each mt_i or xt_i is an index in the LLM's vocabulary. The LLM then retrieves the corresponding learnable vector from the shared embedding matrix:

$$\begin{aligned} \mathbf{M}^k &= [\mathbf{E}(mt_1), \mathbf{E}(mt_2), \dots, \mathbf{E}(mt_u)]^\top \in \mathbb{R}^{u \times dm}, \\ \mathbf{W}^k &= [\mathbf{E}(xt_1), \mathbf{E}(xt_2), \dots, \mathbf{E}(xt_n)]^\top \in \mathbb{R}^{n \times dm} \end{aligned} \quad (7)$$

where $\mathbf{E}(\cdot)$ denotes the embedding lookup.

Then, the encoder's input combines metadata and decision variable embeddings with positional encoding:

$$X = PE + \begin{pmatrix} \mathbf{M}^k \\ \mathbf{W}^k \end{pmatrix} \quad (8)$$

where the positional encoding PE is added ensure the sequential nature of language. The encoder of LLM then transforms the input into a latent representation $\text{Encoder}(X)$, and the decoder module generates the target token ID sequence based on this latent representation.

D. Training Objective

The training objective is to minimize the negative log-likelihood loss of the target token ID sequence $trg^k \mapsto \{yt_1, yt_2, \dots, yt_n\}$:

$$\mathcal{L} = - \sum_{i=1}^n \log P(yt_i | yt_{<i}, \text{Encoder}(X)) \quad (9)$$

where $P(yt_i | yt_{<i}, \text{Encoder}(X))$ denotes the probability of generating the token yt_i by the decoder, given the X and the previously generated target sequence $yt_{<i}$.

The cross-entropy loss compares the decoder's probability distribution $P(yt_i | yt_{<i}, \text{Encoder}(X))$ at each position i with the true distribution of the target token IDs. For an output ID sequence $\{gt_1, gt_2, \dots, gt_n\}$, the cross-entropy loss is computed as

$$CE = - \sum_{i=1}^n \sum_{v=1}^{|V|} gt_i^{(v)} \cdot \log P(yt_i^{(v)}) \quad (10)$$

where $|V|$ is the vocabulary size, $P(yt_i^{(v)})$ is the model's predicted probability for vacabular index v at output position i , $gt_i^{(v)} \in \{0, 1\}$ is the one-hot indicator of the target token ID at the v -th position.

However, the conventional fine-tuning approach for LLMs based on \mathcal{L} and CE is not so suitable for our meta surrogate. For example, consider a label data instance as shown in Table I: $[+ <10^3> 1 7 4 0 0 5 0 8 4 3]$. The traditional cross-entropy computation would treat the sign token '+', the exponent token '<10^3>', and the last digit '3' as equally important. This contradicts our core intuition: errors in structural components (sign, exponent, first mantissa digit) should incur larger penalties than those in trailing digits, as they fundamentally alter the numerical magnitude.

To address this, we propose a **priority-aware weighted cross-entropy (PWCE)** that emphasizes critical tokens. The modified loss becomes:

$$PWCE = - \sum_{i=1}^{(n=2+\gamma)} \sum_{v=1}^{|V|} gt_i^{(v)} \cdot w_i \cdot \log P(yt_i^{(v)}) \quad (11)$$

where $n = 2 + \gamma$ is the total sequence length, the weight w_i of each position i is defined as:

$$w_i = \begin{cases} 2\alpha, & i = 1, 2, 3, \\ \max\left(1, \alpha - (i - 4) \frac{\alpha - 1}{\gamma - 1}\right), & i \geq 4. \end{cases} \quad (12)$$

For $i = 1$ (the sign bit), $i = 2$ (the exponent), and $i = 3$ (the first mantissa digit), the weight is 2α . Starting from the second mantissa digit ($i = 4$) to the end of the mantissa ($i = 2 + \gamma$), the weight linearly decays from α to 1; if it decays to 1 before reaching the end, subsequent mantissa digits are assigned a weight of 1. For example, consider the label data $[+ <10^3> 1 7 4 0 0 5 0 8 4 3]$; when $\alpha = 10$, the weights for the sign token +, the exponent token $<10^3>$, and the first mantissa digit are 20, while the second mantissa digit has a weight of 10, and the weights for the remaining digits decay to 1. Please note that $[$ and $]$ are the start and end markers of the token sequence for the fitness value, respectively, and should be removed when calculating PWCE.

E. Decoding Strategy

Decoding refers to the process of generating text using a trained LLM. By introducing a controlled degree of randomness, decoding strategies can produce text that is both coherent and contextually appropriate, while occasionally exhibiting unexpected creative expressions. Therefore, in application scenarios that require high levels of creativity, narrative depth, and emotional nuance, an appropriate decoding strategy can significantly enhance the overall quality and fluency of the generated text, serving as an important means to improve the performance of LLMs.

Currently, various decoding strategies have been proposed in the literature, with the most common being greedy search, beam search, temperature sampling, Top-K, and Top-P (nucleus sampling) methods [60]. It is important to note that although diversity and creativity are generally considered advantageous in text generation tasks, when LLMs are used as predictors of individual fitness in EAs, generating tokens that are overly creative may not yield the desired outcomes. This issue will be explored in depth in the experimental section.

F. Integration of Meta-Surrogate with ETO Algorithms

Our Meta-Surrogate can be seamlessly incorporated into any ETO algorithm to assist fitness evaluation. Taking the MaTDE [61] as an example, the pseudocode is presented in Algorithm 1. The Meta-Surrogate is utilized to predict the pseudo-fitness values (Lines 10 and 18). This approach suits optimization scenarios with expensive fitness evaluations or purely data-driven settings where only sampled data points are available (without explicit evaluation metrics). Furthermore, the pre-trained LLM's inherent generalization capability enables task adaptation with enhanced data utilization.

Algorithm 1 MaTDE based on Meta-Surrogate**Input:**

im ; {#Migration probability}
 aUp ; {#Archive update probability}
 shk ; {#Shrink factor}

Output: The best solutions of all tasks

```

1: MetaSurrogate  $\leftarrow$  Fine-tune the LLM.
2: Randomly initialize the initial population of each task
    $\{pop[t]\}_{t=1}^T$ ;
3: Initialize the reward matrix  $rew$  with zeros;
4: Construct the archives  $\{arc[t]\}_{t=1}^T$  to store individuals;
5: while the termination condition is not met do
6:   for  $t = 1$  to  $T$  do
7:     if  $\text{rand}() > im$  then
8:       Randomly set the DE-related parameters for each indi-
       vidual in  $pop[t]$ 
9:        $offspring \leftarrow \text{generate}(pop[t])$  {#Generation of off-
       spring}
10:      For each individual in the population  $offspring$ , convert
       it into a token sequence and use the MetaSurrogate to
       predict its pseudo-fitness
11:       $pop[t] \leftarrow \text{selection}(pop[t], offspring)$  {#Select offspring}
12:    else
13:      Update the probability table (possibility) based on the
       reward matrix  $rew$ ;
14:       $tfTsk \leftarrow$  Select the target task according to the probability
       table (possibility) and the adaptive choice algorithm;
15:      for each individual  $i$  in the population  $pop[t]$  do
16:         $offspring[i] \leftarrow$  crossover between individual  $i$  and a
        random individual in  $pop[tfTsk]$ ;
17:      end for
18:      Evaluate  $offspring$  based on MetaSurrogate;
19:       $pop[t] \leftarrow \text{selection}(pop[t], offspring)$ ;
20:      if the best solution is improved then
21:         $rew[t, tfTsk] \leftarrow rew[t, tfTsk] / shk$ ;
22:      else
23:         $rew[t, tfTsk] \leftarrow rew[t, tfTsk] \times shk$ ;
24:      end if
25:    end if
26:    for each individual  $i$  in the population  $pop[t]$  do
27:      if  $\text{rand}() < aUp$  then
28:        Insert individual  $pop[t][i]$  into  $arc[t]$  (randomly re-
        place if the archive is full);
29:      end if
30:    end for
31:  end for
32: end while
33: Output: The best solutions of all tasks.

```

IV. EXPERIMENTS

In this section, we delve into the three research questions raised in **Subsection II-D**. **(RQ1) Surrogate Feasibility:** Whether LLMs, trained on tokenized representations of decision variables, fitness values, and task metadata, can serve as a meta-surrogate for cross-task fitness prediction. **(RQ2) Emergent Capability:** To what extent the meta-surrogate generalizes to tasks beyond its training distribution, specifically those with unseen input dimensions. **(RQ3) Performance Evaluation:** How effectively the LLM surrogate enhances evolutionary search when integrated into ETO frameworks.

A. Surrogate Evaluation (RQ1)

1) *Problem Setup:* We evaluate our surrogate using the BBOB test suite [62] and employ the T5 model [20] as the

TABLE II
COMPARISON RESULTS BETWEEN METASURROGATE AND TRADITIONAL SURROGATE MODELS ON 24 BBOB TEST FUNCTIONS, 10 DIMENSIONS

Methods	FES=10K	FES=2K
MetaSurrogate	1503.91	4315.01
RBFN	7717	12707.77
GP	5637.28	11392.12
MLP	12753.85	17029.66

backbone LLM. The BBOB suite consists of 24 noise-free single-objective test functions, each with 15 test instances. We select the 0-th test instance from each function to generate our training data. When generating the data, the search range for the decision variables is set to $[-5, 5]$, and the considered dimensions are 5, 10, 15, and 20. In surrogate training, whereas traditional surrogates require training a separate model for each problem and dimension, the LLM adopts prefix tuning to train a single model across all tasks and dimensions. The ratio of training data to test data is 5:3.

2) *Training Setup:* For the LLM, our pre-trained language model uniformly uses the pre-trained weights available from Hugging Face¹. The input sequence (comprising the metadata string and the individual token sequence) is fixed at 400 tokens, the output sequence length is set to 30 tokens, and the batch size is 24. The LLM is trained for 65 epochs. Our experiments were conducted on the following hardware: an Intel Xeon E5-2680 v4 (56) @ 3.3GHz, one NVIDIA GeForce RTX 4090 Ti 24G GPU, and 128GB of memory. The code implementation was done in Python using PyTorch 1.8.2.

3) *Comparison Experiments of Surrogate Models:* We propose using the encoder-decoder LLM (T5) as the MetaSurrogate and compare it with traditional surrogates (RBFN, GP, and MLP). Note that with the same amount of offline data, traditional surrogate models must be retrained for each task. The evaluation metric is the RMSE computed on the test data across all tasks. As shown in **Table II**, MetaSurrogate reduces prediction errors compared to conventional surrogates under the same evaluation budgets, with particularly strong gains under limited FEs. These results not only reveal the cross-task modeling capacity of the proposed method, but also demonstrate its stronger data utilization efficiency — a critical feature when historical optimization data is scarce.

4) *Investigation on Numerical Representation:* MetaSurrogate is built on the key idea of converting decision variables and objective function values into string representations in scientific notation, then generating target sequences via conditional probability based on metadata and input sequences. Here, we investigate how different numerical encoding methods affect the model's arithmetic precision. We compare the proposed SNE encoding method with two other numerical representation methods (NT and MIE):

- **NT (New Token) [54]:** In this approach, all numbers are represented using newly introduced tokens. The weights of these digit tokens are randomly initialized, meaning they do not inherit any of the pre-trained model's prior knowledge. For example, the number 32.43 is represented as: $\langle + \rangle \langle E+02 \rangle \langle 3 \rangle \langle 2 \rangle \langle 4 \rangle \langle 3 \rangle$. Here, the sign token

¹<https://huggingface.co/>

TABLE III
EXPERIMENTAL RESULTS OF METASURROGATE WITH DIFFERENT
ENCODING METHODS ON 24 BBOB TEST FUNCTIONS, 10 DIMENSIONS

Methods	FES=10K	FES=2K
MetaSurrogate-SNE	1503.91	4315.01
MetaSurrogate-NT	9.67e+11	8.92e+21
MetaSurrogate-MIE	4.27e+9	9.31e+19

<+> denotes the sign of the number, and the token <E+02> indicates the exponent corresponding to the most significant digit, 3.

- **MIE (Multiple Index Encoding) [55]:** In this method, digits and exponents are interleaved, with all characters taken from the default vocabulary of the pre-trained model. In other words, the powers of 10 in scientific notation serve as separators between digits. For example, the decimal representation of the floating-point number -13.030 can be decomposed as $-1 \times 10^1 + 3 \times 10^0 + 0 \times 10^{-1} + 3 \times 10^{-2}$. Consequently, the token sequence is represented as "− 1 E+1 3 E+0 0 E−1 3 E−2". As demonstrated in [55], this method has been used to represent numbers and perform simple arithmetic calculations with a Transformer model.

As shown in Table III, the results on 24 BBOB tasks indicate that NT encoding performs poorly because it fails to emphasize the importance of key tokens (sign, exponent, and the first digit). The MIE method shows moderate improvements by re-emphasizing exponent tokens; however, it endures a significant encoding redundancy problem, which may struggle to scale for high-dimensional problems. By contrast, SNE encoding achieves the best RMSE performance on MetaSurrogate. The results of our experiments also indicate that it is too early to definitively claim, as suggested by some previous studies, that typical subword segmentation techniques are inappropriate for handling numerical values [63].

5) *Investigation on Decoding Strategies:* After the LLM is trained, decoding strategies also play a crucial role. Here, we discuss how the LLM's sampling method affects the surrogate by comparing greedy search, beam search, Top-K, Top-P, and temperature sampling methods [60]. We examine prediction errors for the sign, exponent, and mantissa tokens separately. Specifically, for the sign token, we compare the model's predicted sign with the true sign (treating a mismatch as incorrect) and compute the average error. For the exponent token, we extract and compare the exponent parts, computing the absolute difference and then averaging over all test samples. For the mantissa digits, we directly calculate the absolute difference between the predicted and true digits, again averaging across test samples. Figure 3 shows the prediction errors of the first 8 generated tokens versus the first 8 true tokens on the test set. The results suggest that at the most crucial token positions (e.g., sign and exponent), performance is similar across various sampling methods; for instance, the error at the first token is zero, indicating 100% sign accuracy. However, for subsequent digit tokens (e.g., fifth to seventh), greedy sampling exhibits lower error rates. We also convert the predicted fitness sequence into floating-point numbers and compute the RMSE relative to the true

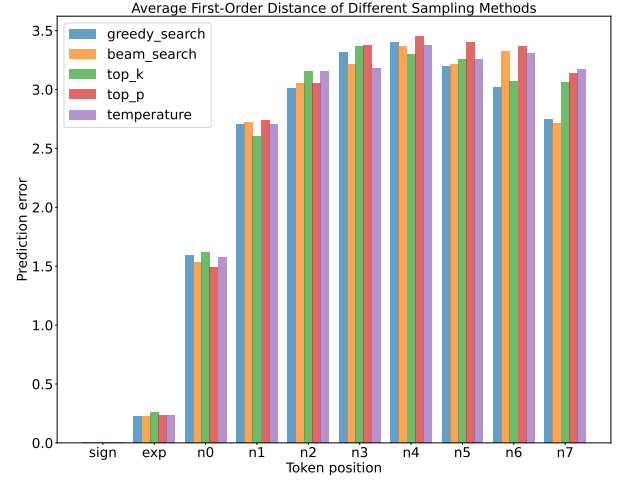


Fig. 3. Prediction Errors Associated with Different Sampling Methods.

TABLE IV
ERRORS OF DIFFERENT SAMPLING METHODS, BBOB 24 TEST
FUNCTIONS, DIMENSION 10

Type	Methods	RMSE (FES=10K)
Deterministic Generation	Greedy search	1503.91
	Beam search	2321.86
Stochastic Generation	Top-k	2728.74 ± 1106.35
	Temperature	2846.02 ± 1094.49
	Top-p	2070.91 ± 424.41

fitness. As seen in Table IV, in an offline many-task DDEA setting, a deterministic generation approach—namely, greedy sampling—yields more reliable pseudo-fitness estimates.

6) *Summary of Findings:* Regarding RQ1, the summary is as follows: (1) Traditional surrogates suffer from the following limitations: a) They require the input x to be represented as a fixed-length tensor, which restricts the model's inference to tasks within the same input space, making it difficult to generalize to cases where the dimensionality increases or decreases. b) Surrogates may learn different latent space distributions for different tasks, leading to weak cross-task generalization ability. In this work, we propose MetaSurrogate, a token-based representation approach that decomposes data into discrete tokens or symbols in an absolute manner, thereby avoiding reliance on external statistical data or constraints from search variations. This method not only enables direct learning of numerical mappings but also facilitates the incorporation of additional textual descriptions (e.g., dimensional constraints or task descriptions), allowing for multi-task joint modeling. Furthermore, it indirectly enables knowledge sharing across different tasks, thereby enhancing generalization performance. (2) A standard scientific notation is employed to represent decision variables and objective fitness values, using a fixed structure to precisely convey numerical information. This approach effectively addresses issues such as uneven numerical scales and precision loss. It provides a standardized representation for values of different magnitudes, which aids in maintaining the integrity of numerical information during the sequence modeling process. For numerical representations, the exponent component should be added to the LLM's vocabulary with randomly initialized weights, while all other tokens continue

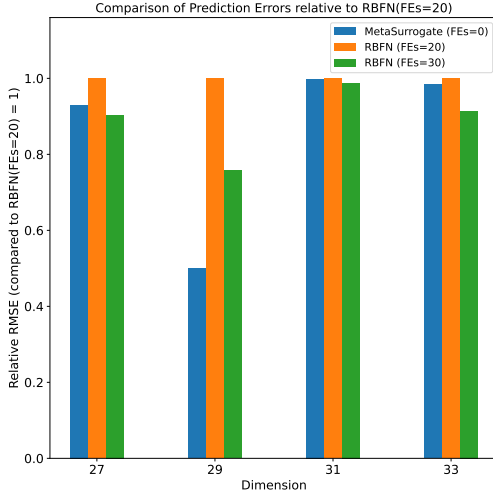


Fig. 4. Comparison of the relative RMSE values of MetaSurrogate(FEs=0) and RBFN(FEs=30) with respect to RBFN(FEs=20)=1 across different dimensions.

to use the original vocabulary to inherit the model’s pre-trained knowledge. (3) Considering that stochastic decoding strategies (such as Top-p or Top-k) are more suited for creative language generation and that the surrogate model does not require creativity, a greedy decoding strategy is recommended. (4) As a surrogate, LLM demonstrates performance comparable to that of more traditional approaches (e.g., RBFN).

B. Emergent Capability (RQ2)

In surrogate modeling, if a model trained solely on a certain dimensional setup (e.g., 30 dimensions) can yield plausible predictions for dimensions not seen during training (e.g., 29 or 31), it indicates cross-dimensional generalization ability. This means the model not only excels within the trained dimension range but can also handle inputs that deviate from that distribution, implying emergent capabilities akin to those in LLMs. To verify this, we tested on 24 BBOB problems, totaling 1000 test samples.

As shown in Figure 4 illustrates the relative RMSE values of each method (MetaSurrogate(FEs=0) and RBFN(FEs=30)) compared to RBFN(FEs=20), which is normalized to 1 for all dimensions. Under zero-FEs conditions (i.e., without using any training data from the target dimension), MetaSurrogate achieves predictive accuracy comparable to that of a traditional RBFN surrogate trained on 30 samples.

The cross-dimensional generalization ability of MetaSurrogate is primarily attributed to the following factors: (1) MetaSurrogate possesses a vast number of parameters and complex non-linear mapping capabilities, which enable it to capture a universal numerical mapping mechanism during training rather than merely relying on memorization or interpolation of fixed-dimensional inputs; (2) The self-attention mechanism inherent in its Transformer component facilitates token-level global information exchange. Consequently, even when confronted with inputs of previously unseen dimensions, the model is capable of integrating both local and global numerical patterns to form effective internal representations and

enable knowledge sharing; (3) Fundamentally, MetaSurrogate is an LLM that has been pre-trained on extensive, multi-domain textual data, thereby accumulating a rich repository of symbolic and numerical representation knowledge. This cross-modal knowledge accumulation permits the model to perform a certain degree of knowledge transfer and reasoning when processing inputs with new dimensions. Although zero-shot predictions in low-dimensional settings exhibit emergent capabilities, the generalization capacity remains limited when the input dimensions significantly exceed those encountered during training. Future research may explore improved training strategies or the incorporation of cross-dimensional adaptation mechanisms to enhance model robustness. Overall, this study provides a novel perspective on the application of LLMs in many-task optimization.

C. Performance Evaluation on MaTOP (RQ3)

In this subsection, we integrate our proposed method into two many-task EAs and compare their performance with that of the original algorithms.

1) *MaTOP Setup*: For problem setup, we consider the first noise-free instance in the BBOB suite, comprising 24 test functions. Traditionally, many-task test sets are formed by grouping selected functions (after rotation and translation) based on criteria such as solution overlap and similarity of fitness values. Test sets can thus include overlapping, partially overlapping, or non-overlapping tasks [64], ensuring no “free lunch.” Each function is expanded into four tasks by considering dimensions of 5, 10, 15, and 20, leading to three many-task test benchmarks—MCF1 (overlapping), MCF2 (non-overlapping), and MCF3 (partially overlapping)—each containing 6 functions \times 4 dimensions = 24 tasks. Following past many-task benchmark studies, we divide the first-instance BBOB problems into multiple groups according to the overlap of their optima and the Spearman correlation of fitness values, as shown in Table V.

2) *Algorithm Settings*: All data are obtained via LHS [65] prior to running the algorithm and serve as training samples. No additional data sampling is allowed during the optimization process. Consequently, the surrogate estimates population fitness. At the end, the best individual found (according to the surrogate) is evaluated once by the true objective function. Thus, the final solutions reflect the real problem’s context and ensure meaningful performance evaluation.

Each problem is run independently 20 times, and we report the mean and standard deviation of results. We use the Wilcoxon rank-sum test [66] with $\alpha = 0.05$ to check for significant differences between methods; “+”, “ \approx ”, and “-” denote that the new method is superior, comparable, or inferior, respectively. The best result on each problem is highlighted in bold, and we also show the average ranking across all test sets.

We evaluate MetaSurrogate by integrating it into two backbone algorithms, MaTDE and BLKT-DE. In these integrations, actual FEs are replaced by predictions from offline surrogates (MetaSurrogate or RBFN), yielding offline DDEA variants: MateSurrogate_MaTDE, RBFN_MaTDE,

TABLE V

MULTI-TASK GROUPING FOR THE BBOB TEST FUNCTIONS; MCF STANDS FOR MULTIPLE COMPLEX FUNCTIONS. IN EACH MCF INSTANCE, TASK1–TASK12 ARE GROUPED BASED ON FITNESS OVERLAP, WHILE TASK13–TASK24 ARE GROUPED BASED ON OVERLAP OF OPTIMAL SOLUTIONS.

Name	Function
MCF1	Task-1~4 = Buche_Rastrigin, Dim=[5,10,15,20]
	Task-5~8 = Rosenbrock_rotated, Dim=[5,10,15,20]
	Task-9~12 = Step_Ellipsoidal, Dim=[5,10,15,20]
	Task-13~16 = Bent_Cigar, Dim=[5,10,15,20]
	Task-17~20 = Rosenbrock_original, Dim=[5,10,15,20]
	Task-17~24 = Rastrigin_F15, Dim=[5,10,15,20]
MCF2	Task-1~4 = Sharp_Ridge, Dim=[5,10,15,20]
	Task-5~8 = Buche_Rastrigin, Dim=[5,10,15,20]
	Task-9~12 = Different_Powers, Dim=[5,10,15,20]
	Task-13~16 = Sharp_Ridge, Dim=[5,10,15,20]
	Task-16~20 = Schaffers, Dim=[5,10,15,20]
	Task-21~24 = Gallagher_21Peaks, Dim=[5,10,15,20]
MCF3	Task-1~4 = Step_Ellipsoidal, Dim=[5,10,15,20]
	Task-5~8 = Composite_Grie_rosen, Dim=[5,10,15,20]
	Task-9~12 = Different_Powers, Dim=[5,10,15,20]
	Task-13~16 = Schwefel, Dim=[5,10,15,20]
	Task-17~20 = Gallagher_101Peaks, Dim=[5,10,15,20]
	Task-21~24 = Lunacek_bi_Rastrigin, Dim=[5,10,15,20]

MateSurrogate_BLK-DE, and RBFN_BLK-DE. A brief overview of the two backbone algorithms is as follows:

- **MaTDE** [61] is a many-task optimization approach using multiple subpopulations. It employs an adaptive selection mechanism that determines which tasks can serve as “auxiliary” for a given task by considering the KL similarity between tasks and cumulative transfer rewards. It also adopts a crossover-based transfer pattern to share knowledge across tasks.
- **BLKT-DE** [67] segments the individuals of all tasks into multiple blocks, where each block corresponds to a subset of contiguous dimensions. Blocks sharing similarities are grouped into the same cluster, facilitating knowledge transfer among tasks or dimensions that are either aligned or misaligned.

3) *Comparison Results*: As shown in Table VI, Table VII, and Table VIII, under the same FE budget, many-task algorithms using MetaSurrogate outperform both the original algorithms and those using RBFN. This indicates that MetaSurrogate is a promising and generic alternative to traditional surrogates for enhancing algorithm performance, particularly in many-task optimization environments where numerous tasks are solved concurrently.

V. CONCLUSION

This paper proposed a novel LLM-based meta-surrogate framework aimed at addressing many-task optimization under data-driven conditions. By representing both problem metadata and decision variables through a unified token sequence, we established a single model capable of cross-task fitness prediction without the need for separate training on each task. This token-based approach maintains fidelity across varying dimensions and problem complexities, significantly enhancing the flexibility and scalability of surrogate-based EAs. In particular, we designed a Scientific Notation Encoding (SNE) scheme to preserve crucial numerical information and introduced a priority-aware weighted cross-entropy (PWCE) to emphasize key numerical tokens during training. These design

choices contributed to higher prediction accuracy and robust performance, as shown by our experiments.

In line with the objectives outlined in the introduction, we first demonstrated *surrogate feasibility* (RQ1), showing that the meta-surrogate can effectively learn from tokenized numeric and metadata inputs, achieving results on par with or superior to traditional surrogates such as RBFNs, GPs, and MLPs. Notably, it requires only a single model to handle multiple tasks with diverse dimensions—an important advantage in real-world scenarios where problem dimensions or objectives vary significantly. We then examined the *emergent capability* (RQ2), revealing that the meta-surrogate exhibits promising cross-dimensional generalization properties, evidenced by its zero-shot performance on tasks with unseen dimensions. This emergent behavior underscores the potential of LLMs to transfer knowledge across tasks in ways that go beyond conventional neural surrogates. Finally, we validated *optimization guidance performance* (RQ3) by integrating the meta-surrogate into evolutionary many-task algorithms. Comparative results on MCF benchmarks demonstrated marked gains over both original ETO algorithms and those aided by more conventional surrogates.

Future research will investigate more flexible numerical encoding/decoding, multimodal data fusion, active sampling, and cross-dimensional fine-tuning. Moreover, incorporating reinforcement learning fine-tuning may further boost the surrogate’s accuracy and robustness. While this work remains exploratory, it highlights the viability of an LLM-based surrogate for expensive many-task optimization, indicating promising avenues in the cross-disciplinary fusion of many-task optimization and LLMs. Despite current constraints in data generalization, training overhead, and handling multi-constraint problems, the results demonstrate significant potential for this approach, potentially driving further applications and algorithmic development of LLM-based surrogate models.

REFERENCES

- [1] Z. Liu, G. Li, H. Zhang, Z. Liang, and Z. Zhu, “Multifactorial evolutionary algorithm based on diffusion gradient descent,” *IEEE Transactions on Cybernetics*, vol. 54, no. 7, pp. 4267–4279, 2024.
- [2] J.-Y. Li, Z.-H. Zhan, and J. Zhang, “Evolutionary computation for expensive optimization: A survey,” *Machine Intelligence Research*, vol. 19, no. 1, pp. 3–23, feb 2022.
- [3] Y. Jin, H. Wang, T. Chugh, D. Guo, and K. Miettinen, “Data-driven evolutionary optimization: An overview and case studies,” *IEEE Transactions on Evolutionary Computation*, vol. 23, no. 3, pp. 442–458, 2019.
- [4] X. Liu, C. Hu, X. Li, J. Gao, and S. Huang, “An online data-driven multi-objective optimization of a permanent magnet linear synchronous motor,” *IEEE Transactions on Magnetics*, vol. 57, no. 7, pp. 1–4, 2021.
- [5] J. Ku, H. Zhen, and W. Gong, “Offline data-driven optimization based on dual-scale surrogate ensemble,” *Memetic Computing*, vol. 15, no. 2, pp. 139–154, 2023.
- [6] H. Wang, Y. Jin, and J. O. Jansen, “Data-driven surrogate-assisted multiobjective evolutionary optimization of a trauma system,” *IEEE Transactions on Evolutionary Computation*, vol. 20, no. 6, pp. 939–952, 2016.
- [7] T. Chugh, N. Chakraborti, K. Sindhya, and Y. Jin, “A data-driven surrogate-assisted evolutionary algorithm applied to a many-objective blast furnace optimization problem,” *Materials and Manufacturing Processes*, vol. 32, no. 10, pp. 1172–1178, 2017.
- [8] W.-X. Song, W.-N. Chen, and Y.-H. Jia, “An interactive evolutionary algorithm for ceramic formula design,” in *Neural Information Processing: 30th International Conference, ICONIP 2023, Changsha, China, November 20–23, 2023, Proceedings, Part I*. Springer-Verlag, 2023, p. 381–394.

TABLE VI
PERFORMANCE EVALUATION OF DIFFERENT ALGORITHMS ON MCF1

Task	1			2		
	MetaSurrogate_MaTDE	RBFN_MaTDE	MaTDE	MetaSurrogate_BLK-DE	RBFN_BLK-DE	BLKT-DE
Task1	1.14E+03±1.12E+01	1.57E+03±7.05E+01(+)	1.15E+03±4.99E+00(≈)	1.15E+03±5.33E+00	1.54E+03±0.00E+00(+)	1.16E+03±1.41E+01(≈)
Task2	1.27E+03±3.21E+01	1.89E+03±1.95E+02(+)	1.30E+03±3.91E+01(+)	1.21E+03±6.16E+01	2.12E+03±1.50E+02(+)	1.28E+03±2.76E+01(≈)
Task3	2.73E+03±5.21E+01	5.44E+03±4.64E+02(+)	2.91E+03±4.65E+01(+)	2.92E+03±8.79E+01	7.68E+03±1.49E+02(+)	2.91E+03±1.70E+02(≈)
Task4	1.87E+03±1.12E+03	2.50E+03±2.96E+02(≈)	1.77E+03±3.53E+02(≈)	1.56E+03±2.38E+02	2.71E+03±3.22E+02(+)	1.77E+03±3.10E+02(≈)
Task5	1.21E+03±6.39E+00	1.21E+03±1.66E+00(≈)	1.21E+03±2.76E+00(≈)	1.22E+03±9.79E+00	1.21E+03±0.00E+00(-)	1.21E+03±3.66E+00(≈)
Task6	3.29E+02±1.41E+01	3.73E+02±4.10E+00(+)	3.64E+02±1.03E+01(+)	3.61E+02±3.65E+01	5.10E+02±1.14E+02(≈)	3.62E+02±1.85E+01(≈)
Task7	1.33E+03±5.14E+01	1.85E+03±4.76E+01(+)	1.33E+03±4.72E+01(≈)	1.33E+03±3.97E+01	1.81E+03±2.56E+01(+)	1.32E+03±5.99E+01(≈)
Task8	1.65E+03±5.10E+01	2.67E+03±9.61E+01(+)	1.87E+03±6.02E+01(+)	1.76E+03±1.49E+02	2.82E+03±9.26E+01(+)	1.86E+03±7.62E+01(≈)
Task9	1.13E+03±1.17E+02	5.83E+03±2.34E+01(+)	1.03E+03±1.46E+02(≈)	1.26E+03±3.14E+02	5.82E+03±6.45E+02(+)	1.10E+03±1.37E+02(≈)
Task10	2.93E+03±1.34E+03	1.73E+03±1.66E+00(-)	6.36E+03±2.54E+03(+)	5.21E+03±2.36E+03	1.73E+03±1.38E+01(-)	7.05E+03±3.39E+03(≈)
Task11	1.22E+04±5.86E+03	2.94E+03±1.31E+01(-)	2.92E+04±5.57E+03(+)	2.14E+04±8.01E+03	2.95E+03±2.62E+01(-)	3.99E+04±5.14E+03(+)
Task12	3.48E+04±1.24E+04	9.08E+02±4.56E+01(-)	7.06E+04±1.76E+04(+)	8.09E+04±5.49E+04	1.10E+03±3.44E+02(-)	8.29E+04±2.43E+04(≈)
Task13	1.02E+03±1.25E+02	3.00E+03±3.44E+02(+)	1.04E+03±1.98E+02(≈)	1.00E+03±7.83E+01	3.90E+03±1.68E+03(+)	1.10E+03±8.77E+01(≈)
Task14	1.56E+03±5.36E+01	3.57E+03±1.05E+02(+)	4.45E+03±1.23E+03(+)	1.88E+03±3.01E+02	3.59E+03±3.86E+01(+)	7.94E+03±2.75E+03(+)
Task15	1.85E+03±8.48E+02	1.22E+03±7.70E+00(-)	1.14E+04±2.97E+03(+)	6.82E+03±1.45E+03	1.23E+03±2.73E+01(-)	2.70E+04±5.66E+03(+)
Task16	4.01E+03±1.84E+03	1.37E+03±1.94E+01(-)	2.30E+04±8.65E+03(+)	1.35E+04±9.35E+03	1.47E+03±5.45E+01(-)	5.85E+04±1.08E+04(+)
Task17	8.19E+05±7.96E+05	3.40E+07±5.83E+06(+)	1.18E+06±1.46E+05(≈)	6.20E+05±1.39E+05	3.16E+07±2.34E+01(+)	9.79E+05±2.63E+05(≈)
Task18	1.54E+07±8.09E+06	1.77E+08±4.57E+06(+)	1.88E+07±4.15E+06(+)	1.53E+07±5.60E+06	1.91E+08±1.17E+06(+)	1.92E+07±3.98E+06(≈)
Task19	4.75E+07±1.06E+07	5.38E+08±4.67E+08(+)	5.20E+07±9.62E+06(≈)	6.07E+07±1.47E+07	1.35E+09±7.67E+08(+)	6.11E+07±1.41E+07(≈)
Task20	6.33E+07±1.73E+07	9.84E+07±3.56E+06(+)	9.53E+07±2.82E+07(≈)	8.66E+07±2.50E+07	1.19E+08±9.93E+06(≈)	1.19E+08±2.74E+07(≈)
Task21	1.40E+02±5.01E+00	1.86E+02±1.29E+00(+)	1.42E+02±3.59E+00(≈)	1.42E+02±8.66E+00	1.85E+02±1.69E+02(+)	1.37E+02±3.73E+00(≈)
Task22	1.81E+03±2.38E+01	1.87E+03±1.16E+00(+)	1.85E+03±2.35E+01(≈)	1.83E+03±1.99E+01	2.90E+03±9.33E+02(+)	1.86E+03±1.89E+01(≈)
Task23	1.75E+03±3.77E+01	1.84E+03±3.17E+01(+)	1.84E+03±2.48E+01(+)	1.74E+03±7.21E+01	1.94E+03±5.86E+01(+)	1.91E+03±5.83E+01(+)
Task24	2.12E+03±3.00E+01	2.09E+03±2.31E+01(≈)	2.19E+03±5.43E+01(≈)	2.19E+03±8.90E+01	2.08E+03±2.32E+01(≈)	2.27E+03±3.47E+01(≈)
+I/≈/-	NA	16/3/5	10/14/0	NA	15/3/6	5/19/0
Average Rank	1.42	2.38	2.21	1.50	2.33	2.17
Average Fitness	5.30E+06	3.53E+07	6.98E+06	6.81E+06	7.05E+07	8.36E+06

TABLE VII
PERFORMANCE EVALUATION OF DIFFERENT ALGORITHMS ON MCF2

Task	1			2		
	MetaSurrogate_MaTDE	RBFN_MaTDE	MaTDE	MetaSurrogate_BLK-DE	RBFN_BLK-DE	BLKT-DE
Task1	1.15E+03±9.50E+00	1.52E+03±1.18E+01(+)	1.16E+03±1.33E+01(≈)	1.14E+03±1.52E+01	1.54E+03±0.00E+00(+)	1.16E+03±7.58E+00(≈)
Task2	1.23E+03±3.54E+01	1.81E+03±1.04E+02(+)	1.23E+03±6.67E+01(≈)	1.23E+03±6.18E+01	2.04E+03±1.84E+02(+)	1.22E+03±2.89E+01(≈)
Task3	3.09E+03±6.32E+02	5.00E+03±7.72E+02(+)	2.82E+03±5.73E+01(≈)	2.79E+03±9.27E+01	7.69E+03±6.80E+01(+)	2.86E+03±9.33E+01(≈)
Task4	1.31E+03±9.06E+01	2.41E+03±2.14E+02(+)	1.73E+03±1.41E+02(+)	1.43E+03±9.59E+01	2.79E+03±6.91E+01(+)	2.77E+03±3.77E+02(+)
Task5	1.12E+03±1.57E+00	1.10E+03±5.89E+02(-)	1.12E+03±9.87E+01(+)	1.11E+03±3.58E+00	1.10E+03±0.00E+00(-)	1.12E+03±5.74E+00(≈)
Task6	2.05E+03±8.14E+00	2.01E+03±9.84E+01(-)	2.08E+03±5.45E+00(+)	2.05E+03±4.28E+00	2.01E+03±3.01E+02(-)	2.07E+03±9.04E+00(+)
Task7	3.12E+02±1.30E+01	2.30E+02±1.29E+00(-)	3.38E+02±1.45E+01(≈)	2.96E+02±1.53E+01	2.19E+02±2.26E+01(-)	3.43E+02±9.29E+00(+)
Task8	2.28E+03±6.85E+00	2.16E+03±5.72E+00(-)	2.31E+03±1.39E+01(+)	2.26E+03±2.36E+01	2.14E+03±7.43E+01(-)	2.30E+03±6.71E+00(+)
Task9	1.30E+03±7.43E+01	1.32E+03±8.06E+00(+)	1.30E+03±7.18E+01(≈)	1.30E+03±1.17E+00	1.33E+03±9.73E+05(+)	1.30E+03±6.27E+01(≈)
Task10	2.05E+02±1.42E+00	2.14E+02±1.93E+00(+)	2.05E+02±8.20E+01(≈)	2.06E+02±1.29E+00	2.12E+02±3.19E+01(+)	2.06E+02±1.53E+00(≈)
Task11	1.71E+03±6.66E+01	1.73E+03±4.34E+00(+)	1.71E+03±9.07E+01(+)	1.71E+03±1.64E+00	1.74E+03±1.73E+00(+)	1.71E+03±1.48E+00(≈)
Task12	6.09E+02±7.59E+01	6.21E+02±2.16E+00(+)	6.11E+02±1.47E+00(+)	6.10E+02±7.59E+01	6.31E+02±3.33E+00(+)	6.11E+02±1.63E+00(≈)
Task13	1.69E+03±1.96E+01	1.80E+03±1.06E+00(+)	1.76E+03±3.79E+01(+)	1.72E+03±1.90E+01	1.80E+03±2.86E+02(+)	1.81E+03±5.72E+01(≈)
Task14	2.84E+03±6.14E+01	3.10E+03±9.30E+00(+)	3.23E+03±9.74E+01(+)	2.79E+03±6.23E+01	3.10E+03±3.15E+00(+)	3.16E+03±1.38E+02(+)
Task15	1.35E+03±7.86E+01	1.42E+03±3.06E+01(+)	1.59E+03±1.05E+02(+)	1.46E+03±8.68E+01	1.46E+03±1.41E+01(≈)	1.66E+03±5.37E+01(+)
Task16	1.81E+03±1.31E+02	1.51E+03±3.89E+01(-)	2.17E+03±2.91E+02(≈)	1.95E+03±2.12E+02	1.61E+03±1.75E+01(-)	2.31E+03±9.44E+01(≈)
Task17	2.40E+03±2.68E+01	2.42E+03±9.63E+00(+)	2.40E+03±4.69E+01(≈)	2.40E+03±2.29E+01	2.43E+03±8.50E+00(+)	2.40E+03±4.34E+01(+)
Task18	1.51E+03±3.53E+00	1.61E+03±6.38E+01(+)	1.51E+03±1.62E+00(≈)	1.51E+03±1.07E+00	1.60E+03±5.88E+01(+)	1.51E+03±6.52E+01(+)
Task19	1.82E+03±2.98E+00	1.84E+03±1.73E+00(+)	1.82E+03±5.11E+00(≈)	1.82E+03±3.18E+00	1.84E+03±7.85E+01(+)	1.82E+03±2.82E+00(≈)
Task20	2.52E+03±4.13E+00	2.62E+03±1.03E+01(+)	2.53E+03±3.12E+00(+)	2.52E+03±1.19E+01	2.64E+03±7.06E+00(+)	2.53E+03±6.67E+00(≈)
Task21	7.06E+02±1.18E+01	7.78E+02±2.51E+00(+)	7.05E+02±3.38E+00(≈)	7.03E+02±3.03E+00	7.82E+02±0.00E+00(+)	7.06E+02±2.37E+00(≈)
Task22	2.46E+03±7.42E+00	2.48E+03±5.43E+01(+)	2.44E+03±1.57E+01(-)	2.45E+03±8.82E+00	2.49E+03±1.79E+00(+)	2.46E+03±9.93E+00(≈)
Task23	2.06E+03±1.49E+01	2.08E+03±1.80E+00(+)	2.07E+03±1.46E+00(≈)	2.07E+03±5.92E+00	2.08E+03±6.33E+01(+)	2.07E+03±2.53E+00(≈)
Task24	1.17E+03±4.64E+00	1.17E+03±6.37E+01(≈)	1.17E+03±1.06E+00(≈)	1.17E+03±4.22E+00	1.18E+03±2.68E+01(≈)	1.17E+03±4.02E+00(≈)
+I/≈/-	NA	17/2/5	10/13/1	NA	17/2/5	8/16/0
Average Rank	1.42	2.46	2.12	1.38	2.42	2.21
Average Fitness	1.61E+03	1.79E+03	1.67E+03	1.61E+03	1.94E+03	1.69E+03

- [9] A. Kumar, A. Yazdanbakhsh, M. Hashemi, K. Swersky, and S. Levine, "Data-driven offline optimization for architecting hardware accelerators," in *International Conference on Learning Representations*, 2022. [Online]. Available: <https://openreview.net/forum?id=G5H-K1Vlyy>
- [10] K. C. Tan, L. Feng, and M. Jiang, "Evolutionary transfer optimization - a new frontier in evolutionary computation research," *IEEE Computational Intelligence Magazine*, vol. 16, no. 1, pp. 22–33, 2021.
- [11] S.-H. Wu, Z.-H. Zhan, K. C. Tan, and J. Zhang, "Orthogonal transfer for multitask optimization," *IEEE Transactions on Evolutionary Computation*, vol. 27, no. 1, pp. 185–200, 2023.
- [12] H. Wang, L. Feng, Y. Jin, and J. Doherty, "Surrogate-assisted evolutionary multitasking for expensive minimax optimization in multiple scenarios," *IEEE Computational Intelligence Magazine*, vol. 16, no. 1, pp. 34–48, 2021.
- [13] S.-H. Wu, Z.-H. Zhan, K. C. Tan, and J. Zhang, "Transferable adaptive differential evolution for many-task optimization," *IEEE Transactions on Cybernetics*, vol. 53, no. 11, pp. 7295–7308, 2023.
- [14] J. Luo, L. Chen, X. Li, and Q. Zhang, "Novel multitask conditional neural-network surrogate models for expensive optimization," *IEEE Transactions on Cybernetics*, vol. 52, no. 5, pp. 3984–3997, 2022.
- [15] X. Ji, Y. Zhang, D. Gong, X. Sun, and Y. Guo, "Multisurrogate-assisted multitasking particle swarm optimization for expensive multimodal problems," *IEEE Transactions on Cybernetics*, vol. 53, no. 4, pp. 2516–2530, 2023.
- [16] K. Li, R. Chen, and X. Yao, "A data-driven evolutionary transfer optimization for expensive problems in dynamic environments," *IEEE Transactions on Evolutionary Computation*, vol. 28, no. 5, pp. 1396–1411, 2024.
- [17] Y. Liu, J. Liu, J. Ding, S. Yang, and Y. Jin, "A surrogate-assisted differential evolution with knowledge transfer for expensive incremental optimization problems," *IEEE Transactions on Evolutionary Computation*, vol. 28, no. 4, pp. 1039–1053, 2024.
- [18] B. McCann, N. S. Keskar, C. Xiong, and R. Socher, "The natural language decathlon: Multitask learning as question answering," 2018. [Online]. Available: <https://arxiv.org/abs/1806.08730>
- [19] A. Radford, J. Wu, R. Child, D. Luan, D. Amodei, I. Sutskever *et al.*, "Language models are unsupervised multitask learners," *OpenAI blog*, vol. 1, no. 8, p. 9, 2019.
- [20] C. Raffel, N. Shazeer, A. Roberts, K. Lee, S. Narang, M. Matena, Y. Zhou, W. Li, and P. J. Liu, "Exploring the limits of transfer learning with a unified text-to-text transformer," *Journal of Machine Learning Research*, vol. 21, no. 140, pp. 1–67, 2020. [Online]. Available: <http://jmlr.org/papers/v21/20-074.html>
- [21] S. Pan, L. Luo, Y. Wang, C. Chen, J. Wang, and X. Wu, "Unifying large language models and knowledge graphs: A roadmap," *IEEE*

TABLE VIII
PERFORMANCE EVALUATION OF DIFFERENT ALGORITHMS ON MCF3

Task	1			2		
	MetaSurrogate_MaTDE	RBFN_MaTDE	MaTDE	MetaSurrogate_BLK-DE	RBFN_BLK-DE	BLK-DE
Task1	1.21E+03±3.11E+00	1.21E+03±2.07E+00(-)	1.21E+03±2.17E+00(-)	1.22E+03±4.43E+00	1.21E+03±0.00E+00(-)	1.21E+03±2.49E+00(≈)
Task2	3.30E+02±1.52E+01	3.75E+02±5.13E+00(+)	3.63E+02±1.78E+01(+)	3.59E+02±2.23E+01	4.68E+02±1.17E+02(≈)	3.86E+02±1.57E+01(≈)
Task3	1.33E+03±3.84E+01	1.82E+03±3.00E+01(+)	1.33E+03±3.67E+01(≈)	1.36E+03±3.54E+01	1.85E+03±3.30E+01(+)	1.32E+03±8.16E+01(≈)
Task4	1.70E+03±3.95E+01	2.70E+03±4.87E+01(+)	1.87E+03±5.95E+01(+)	1.79E+03±7.64E+01	2.81E+03±4.82E+01(+)	1.79E+03±9.48E+01(≈)
Task5	2.40E+03±5.01E-01	2.43E+03±7.78E-01(+)	2.40E+03±5.71E-01(≈)	2.40E+03±2.44E-01	2.43E+03±8.50E+00(+)	2.40E+03±1.11E+00(≈)
Task6	1.51E+03±1.73E+00	1.57E+03±5.86E+01(+)	1.51E+03±1.80E+00(≈)	1.51E+03±2.29E+00	1.61E+03±5.76E+01(+)	1.51E+03±2.01E+00(≈)
Task7	1.82E+03±2.84E+00	1.84E+03±3.45E+00(+)	1.82E+03±2.44E+00(≈)	1.82E+03±2.98E+00	1.84E+03±1.28E+00(+)	1.82E+03±3.27E+00(≈)
Task8	2.52E+03±3.71E+00	2.63E+03±5.37E+00(+)	2.53E+03±6.05E+00(≈)	2.52E+03±9.34E+00	2.64E+03±1.08E+01(+)	2.53E+03±5.20E+00(≈)
Task9	1.42E+03±1.10E+01	1.43E+03±1.77E+00(≈)	1.40E+03±1.32E+00(-)	1.42E+03±7.59E+00	1.43E+03±8.54E-04(≈)	1.40E+03±1.11E+00(-)
Task10	7.49E+02±1.74E+01	7.55E+02±2.20E-01(≈)	7.23E+02±4.93E+00(≈)	7.43E+02±1.40E+01	7.55E+02±6.03E-01(≈)	7.28E+02±9.02E+00(≈)
Task11	2.47E+03±3.87E+00	2.47E+03±4.67E-01(≈)	2.46E+03±9.49E+00(-)	2.47E+03±9.34E+00	2.47E+03±1.29E+00(≈)	2.46E+03±3.31E+00(≈)
Task12	6.61E+02±6.69E+00	6.72E+02±2.75E-01(+)	6.67E+02±2.13E+00(≈)	6.67E+02±4.06E+00	6.72E+02±1.76E+00(≈)	6.69E+02±4.87E+00(≈)
Task13	4.06E+02±1.40E+00	4.13E+02±2.90E+00(+)	4.04E+02±1.03E+00(≈)	4.07E+02±1.89E+00	4.15E+02±1.54E+00(+)	4.03E+02±1.10E+00(-)
Task14	1.71E+03±1.19E+00	1.71E+03±2.98E+00(+)	1.71E+03±7.08E-01(+)	1.71E+03±1.81E+00	1.71E+03±1.65E+00(+)	1.71E+03±1.00E+00(≈)
Task15	2.01E+03±1.63E+00	2.01E+03±1.22E+00(≈)	2.01E+03±1.24E+00(≈)	2.01E+03±1.08E+00	2.01E+03±8.39E-01(≈)	2.01E+03±1.65E+00(≈)
Task16	9.10E+02±1.06E+00	9.10E+02±1.19E+00(≈)	9.12E+02±3.22E-01(+)	9.15E+02±2.08E+00	9.11E+02±8.19E-01(≈)	9.16E+02±1.20E+00(≈)
Task17	2.09E+02±1.05E+01	4.10E+02±1.01E-01(+)	2.03E+02±6.18E-01(≈)	2.85E+02±1.43E+02	4.10E+02±2.55E-01(≈)	2.20E+02±3.44E+01(≈)
Task18	2.10E+03±1.29E-01	2.25E+03±9.68E+00(+)	3.04E+03±8.80E+02(+)	2.11E+03±2.13E+00	2.26E+03±1.95E+01(+)	4.25E+03±2.13E+03(+)
Task19	1.47E+03±2.69E+02	3.21E+04±2.49E+02(+)	1.01E+04±2.48E+03(+)	4.44E+03±1.75E+03	3.32E+04±9.58E+02(+)	1.03E+04±2.30E+03(+)
Task20	6.96E+03±1.29E+03	3.48E+04±8.77E+02(+)	1.55E+04±2.57E+03(+)	8.88E+03±2.58E+03	4.00E+04±2.63E+03(+)	2.35E+04±2.48E+03(+)
Task21	2.05E+03±4.42E+00	2.04E+03±6.34E-02(-)	2.03E+03±6.55E+00(-)	2.04E+03±1.63E-01(≈)	2.04E+03±4.05E+00	2.04E+03±5.00E+00(≈)
Task22	1.33E+03±1.70E+01	1.38E+03±3.27E+01(+)	1.32E+03±9.15E+00(≈)	1.33E+03±1.70E+01	1.37E+03±9.25E+00(+)	1.34E+03±1.32E+01(≈)
Task23	1.55E+03±2.64E+01	1.47E+03±2.84E+01(-)	1.54E+03±8.23E+00(≈)	1.55E+03±2.64E+01	1.47E+03±2.84E+01(-)	1.54E+03±8.23E+00(≈)
Task24	2.08E+03±1.73E+01	2.05E+03±2.21E+01(≈)	2.14E+03±3.30E+01(+)	2.16E+03±5.36E+01	2.03E+03±2.92E+01(-)	2.24E+03±1.55E+01(≈)
+/-	NA	15/6/3	8/12/4	NA	12/8/4	3/19/2
Average Rank	1.71	2.50	1.79	1.54	2.54	1.92
Average Fitness	1.70E+03	4.22E+03	2.47E+03	1.92E+03	4.50E+03	2.87E+03

Transactions on Knowledge and Data Engineering, vol. 36, no. 7, pp. 3580–3599, 2024.

- [22] OpenAI, “Gpt-4 technical report,” 2024. [Online]. Available: <https://arxiv.org/abs/2303.08774>
- [23] DeepSeek-AI, A. Liu, and B. Feng, “Deepseek-v3 technical report,” 2024. [Online]. Available: <https://arxiv.org/abs/2412.19437>
- [24] S. N. Aakanksha Chowdhery and J. D. et al., “Palm: Scaling language modeling with pathways,” *Journal of Machine Learning Research*, vol. 24, no. 240, pp. 1–113, 2023.
- [25] J. Wei, Y. Tay, and R. B. et al., “Emergent abilities of large language models,” *Transactions on Machine Learning Research*, 2022, survey Certification. [Online]. Available: <https://openreview.net/forum?id=yzkSU5zdwD>
- [26] X. Wu, S. hao Wu, J. Wu, L. Feng, and K. C. Tan, “Evolutionary computation in the era of large language model: Survey and roadmap,” 2024. [Online]. Available: <https://arxiv.org/abs/2401.10034>
- [27] H. Han, J. Kwon, J. Lee, R. Destenay, and B.-J. You, “Real-time optimization for the high-fidelity of human motion imitation,” in *2014 11th International Conference on Ubiquitous Robots and Ambient Intelligence (URAI)*. IEEE, 2014, pp. 692–695.
- [28] M. Farzaneh and R. Mahdian Toroghi, “Music generation using an interactive evolutionary algorithm,” in *Pattern Recognition and Artificial Intelligence: Third Mediterranean Conference, MedPRAI 2019, Istanbul, Turkey, December 22–23, 2019, Proceedings 3*. Springer, 2020, pp. 207–217.
- [29] Q. Zhou, Y. Yin, D. Peng, H. Zhao, L. Xing, X. Jiang, Z. Xu, and C. Xu, “Multi-objective optimization of blast furnace dosing and operation based on nsga-ii,” in *2022 4th International Conference on Electrical Engineering and Control Technologies (CEECT)*. IEEE, 2022, pp. 165–169.
- [30] C. He, Y. Zhang, D. Gong, and X. Ji, “A review of surrogate-assisted evolutionary algorithms for expensive optimization problems,” *Expert Systems with Applications*, p. 119495, 2023.
- [31] F. de Jesús Leal-Romo, J. E. Rayas-Sánchez, and J. L. Chávez-Hurtado, “Surrogate-based analysis and design optimization of power delivery networks,” *IEEE Transactions on Electromagnetic Compatibility*, vol. 62, no. 6, pp. 2528–2537, 2020.
- [32] Z. Liu and H. Wang, “A data augmentation based kriging-assisted reference vector guided evolutionary algorithm for expensive dynamic multi-objective optimization,” *Swarm and Evolutionary Computation*, vol. 75, p. 101173, 2022.
- [33] Y. Gao, T. Yang, S. Bozhko, P. Wheeler, and T. Dragičević, “Filter design and optimization of electromechanical actuation systems using search and surrogate algorithms for more-electric aircraft applications,” *IEEE Transactions on Transportation Electrification*, vol. 6, no. 4, pp. 1434–1447, 2020.
- [34] A.-K. Seghouane and N. Shokouhi, “Adaptive learning for robust radial basis function networks,” *IEEE Transactions on Cybernetics*, vol. 51, no. 5, pp. 2847–2856, 2019.
- [35] H. Dong and Z. Dong, “Surrogate-assisted grey wolf optimization for high-dimensional, computationally expensive black-box problems,” *Swarm and Evolutionary Computation*, vol. 57, p. 100713, 2020.
- [36] Y. Jin, H. Wang, T. Chugh, D. Guo, and K. Miettinen, “Data-driven evolutionary optimization: An overview and case studies,” *IEEE Transactions on Evolutionary Computation*, vol. 23, no. 3, pp. 442–458, 2018.
- [37] H.-G. Huang and Y.-J. Gong, “Contrastive learning: An alternative surrogate for offline data-driven evolutionary computation,” *IEEE Transactions on Evolutionary Computation*, vol. 27, no. 2, pp. 370–384, 2022.
- [38] H. Zhen, W. Gong, and L. Wang, “Offline data-driven evolutionary optimization based on model selection,” *Swarm and Evolutionary Computation*, vol. 71, p. 101080, 2022.
- [39] H. Gu, H. Wang, and Y. Jin, “Surrogate-assisted differential evolution with adaptive multisubspace search for large-scale expensive optimization,” *IEEE Transactions on Evolutionary Computation*, vol. 27, no. 6, pp. 1765–1779, 2023.
- [40] X. Wu, Q. Lin, J. Li, K. C. Tan, and V. C. Leung, “An ensemble surrogate-based coevolutionary algorithm for solving large-scale expensive optimization problems,” *IEEE Transactions on Cybernetics*, 2022.
- [41] R. Rosenfeld, “Two decades of statistical language modeling: where do we go from here?” *Proceedings of the IEEE*, vol. 88, no. 8, pp. 1270–1278, 2000.
- [42] Y. Bengio, R. Ducharme, P. Vincent, and C. Janvin, “A neural probabilistic language model,” *J. Mach. Learn. Res.*, vol. 3, no. null, p. 1137–1155, Mar. 2003.
- [43] J. Devlin, M.-W. Chang, K. Lee, and K. Toutanova, “BERT: Pre-training of deep bidirectional transformers for language understanding,” in *Proceedings of the 2019 Conference of the North American Chapter of the Association for Computational Linguistics: Human Language Technologies, Volume 1 (Long and Short Papers)*, J. Burstein, C. Doran, and T. Solorio, Eds. Minneapolis, Minnesota: Association for Computational Linguistics, Jun. 2019, pp. 4171–4186.
- [44] J. Wei, X. Wang, D. Schuurmans, M. Bosma, b. ichter, F. Xia, E. Chi, Q. V. Le, and D. Zhou, “Chain-of-thought prompting elicits reasoning in large language models,” in *Advances in Neural Information Processing Systems*, S. Koyejo, S. Mohamed, A. Agarwal, D. Belgrave, K. Cho, and A. Oh, Eds., vol. 35. Curran Associates, Inc., 2022, pp. 24 824–24 837.
- [45] Z. Lan, M. Chen, S. Goodman, K. Gimpel, P. Sharma, and R. Soricut, “Albert: A lite bert for self-supervised learning of language representations,” in *International Conference on Learning Representations*, 2020. [Online]. Available: <https://openreview.net/forum?id=H1eA7AEtVS>
- [46] K. Clark, M.-T. Luong, Q. V. Le, and C. D. Manning, “Electra: Pre-training text encoders as discriminators rather than generators,” in *International Conference on Learning Representations*, 2020. [Online]. Available: <https://openreview.net/forum?id=1xMHIbTvB>
- [47] Y. Tay, M. Dehghani, V. Q. Tran, X. Garcia, J. Wei, X. Wang, H. W. Chung, D. Bahri, T. Schuster, S. Zheng, D. Zhou, N. Houlsby, and D. Metzler, “UL2: Unifying language learning paradigms,” in *The*

- Eleventh International Conference on Learning Representations*, 2023. [Online]. Available: <https://openreview.net/forum?id=6ruVLB727MC>
- [48] H. Touvron, T. Lavril, G. Izacard, X. Martinet, M.-A. Lachaux, T. Lacroix, B. Rozière, N. Goyal, E. Hambro, F. Azhar, A. Rodriguez, A. Joulin, E. Grave, and G. Lample, "Llama: Open and efficient foundation language models," 2023. [Online]. Available: <https://arxiv.org/abs/2302.13971>
- [49] E. V. Bonilla, K. Chai, and C. Williams, "Multi-task gaussian process prediction," in *Advances in Neural Information Processing Systems*, vol. 20, 2007.
- [50] A. Krause and C. Ong, "Contextual gaussian process bandit optimization," in *Advances in Neural Information Processing Systems*, 2011.
- [51] N. Hollmann, S. Müller, K. Eggenberger, and F. Hutter, "TabPFN: A transformer that solves small tabular classification problems in a second," in *The Eleventh International Conference on Learning Representations, ICLR 2023, Kigali, Rwanda, May 1-5, 2023*. OpenReview.net, 2023.
- [52] Y. Gao, X. Gu, H. Zhang, H. Lin, and M. Yang, "Runtime performance prediction for deep learning models with graph neural network," in *45th IEEE/ACM International Conference on Software Engineering: Software Engineering in Practice, SEIP@ICSE 2023, Melbourne, Australia, May 14-20, 2023*. IEEE, 2023, pp. 368–380.
- [53] Z. Fan, X. Han, and Z. Wang, "Transfer learning for bayesian optimization on heterogeneous search spaces," *Transactions on Machine Learning Research*, 2024. [Online]. Available: <https://openreview.net/forum?id=emXh4M7TyH>
- [54] X. Song, O. Li, C. Lee, B. Yang, D. Peng, S. Perel, and Y. Chen, "Omnipred: Language models as universal regressors," 2024. [Online]. Available: <https://arxiv.org/abs/2402.14547>
- [55] R. Nogueira, Z. Jiang, and J. Lin, "Investigating the limitations of transformers with simple arithmetic tasks," 2021. [Online]. Available: <https://arxiv.org/abs/2102.13019>
- [56] A. Lewkowycz, A. Andreassen, D. Dohan, E. Dyer, H. Michalewski, V. Ramasesh, A. Slone, C. Anil, I. Schlag, T. Gutman-Solo, Y. Wu, B. Neyshabur, G. Gur-Ari, and V. Misra, "Solving quantitative reasoning problems with language models," in *Advances in Neural Information Processing Systems*, S. Koyejo, S. Mohamed, A. Agarwal, D. Belgrave, K. Cho, and A. Oh, Eds., vol. 35. Curran Associates, Inc., 2022, pp. 3843–3857.
- [57] K. Singhal, S. Azizi, T. Tu, S. S. Mahdavi, J. Wei, H. W. Chung, N. Scales, A. Tanwani, H. Cole-Lewis, S. Pfohl, P. Payne, M. Seneviratne, P. Gamble, C. Kelly, A. Babiker, N. Schärli, A. Chowdhery, P. Mansfield, D. Demner-Fushman, B. Agüera y Arcas, D. Webster, G. S. Corrado, Y. Matias, K. Chou, J. Gottweis, N. Tomasev, Y. Liu, A. Rajkomar, J. Barral, C. Semturs, A. Karthikesalingam, and V. Natarajan, "Large language models encode clinical knowledge," *Nature*, vol. 620, no. 7972, pp. 172–180, August 2023. [Online]. Available: <https://doi.org/10.1038/s41586-023-06291-2>
- [58] D. M. Ziegler, N. Stiennon, J. Wu, T. B. Brown, A. Radford, D. Amodei, P. Christiano, and G. Irving, "Fine-tuning language models from human preferences," 2020. [Online]. Available: <https://arxiv.org/abs/1909.08593>
- [59] R. A. Bradley and M. E. Terry, "Rank analysis of incomplete block designs: I. the method of paired comparisons," *Biometrika*, vol. 39, p. 324, 1952. [Online]. Available: <https://api.semanticscholar.org/CorpusID:125209808>
- [60] S. Minaee, T. Mikolov, N. Nikzad, M. Chenaghlu, R. Socher, X. Amatriain, and J. Gao, "Large language models: A survey," 2024. [Online]. Available: <https://arxiv.org/abs/2402.06196>
- [61] Y. Chen, J. Zhong, L. Feng, and J. Zhang, "An adaptive archive-based evolutionary framework for many-task optimization," *IEEE Transactions on Emerging Topics in Computational Intelligence*, vol. 4, no. 3, pp. 369–384, 2020.
- [62] N. Hansen, A. Auger, R. Ros, O. Mersmann, T. Tušar, and D. Brockhoff, "COCO: A platform for comparing continuous optimizers in a black-box setting," *Optimization Methods and Software*, vol. 36, pp. 114–144, 2021.
- [63] T. Henighan, J. Kaplan, M. Katz, M. Chen, C. Hesse, J. Jackson, H. Jun, T. B. Brown, P. Dhariwal, S. Gray, C. Hallacy, B. Mann, A. Radford, A. Ramesh, N. Ryder, D. M. Ziegler, J. Schulman, D. Amodei, and S. McCandlish, "Scaling laws for autoregressive generative modeling," 2020. [Online]. Available: <https://arxiv.org/abs/2010.14701>
- [64] B. Da, Y.-S. Ong, L. Feng, A. K. Qin, A. Gupta, Z. Zhu, C.-K. Ting, K. Tang, and X. Yao, "Evolutionary multitasking for single-objective continuous optimization: Benchmark problems, performance metric, and baseline results," 2017. [Online]. Available: <https://arxiv.org/abs/1706.03470>
- [65] M. Stein, "Large sample properties of simulations using latin hypercube sampling," *Technometrics*, vol. 29, no. 2, pp. 143–151, 1987.
- [66] J. Derrac, S. García, D. Molina, and F. Herrera, "A practical tutorial on the use of nonparametric statistical tests as a methodology for comparing evolutionary and swarm intelligence algorithms," *Swarm and Evolutionary Computation*, vol. 1, no. 1, pp. 3–18, 2011.
- [67] Y. Jiang, Z.-H. Zhan, K. C. Tan, and J. Zhang, "Block-level knowledge transfer for evolutionary multitask optimization," *IEEE Transactions on Cybernetics*, vol. 54, no. 1, pp. 558–571, 2024.