

## Highlights

### **STCKGE: Continual Knowledge Graph Embedding Based on Spatial Transformation**

Xinyan Wang, Jinshuo Liu, Kaijian Xie, Meng Wang, Cheng Bi, Juan Deng, Donghong Ji, Jeff Z. Pan

- Proposes STCKGE, a novel spatial transformation-based CKGE framework featuring dual-component entity representations (base vector + offset vector) and relation-aware spatial regions, significantly enhancing complex relational modeling (e.g., multi-hop) while reducing new knowledge dependency on historical embeddings.
- Introduces a Bidirectional Collaborative Update (BCU) strategy that efficiently propagates knowledge through lightweight offset vector operations, minimizing retraining costs for both new and historical knowledge.
- Experimental results confirm STCKGE’s strong performance in multi-hop relationship learning and prediction accuracy, with an average MRR improvement of 5.4%.
- Constructs and releases the MULTI benchmark dataset with explicit multi-hop facts, addressing selection bias in existing CKGE benchmarks.

# STCKGE: Continual Knowledge Graph Embedding Based on Spatial Transformation

Xinyan Wang<sup>a,1</sup>, Jinshuo Liu<sup>a,\*</sup>, Kaijian Xie<sup>a</sup>, Meng Wang<sup>a</sup>, Cheng Bi<sup>a</sup>,  
Juan Deng<sup>a,\*</sup>, Donghong Ji<sup>a</sup>, Jeff Z. Pan<sup>b</sup>

<sup>a</sup>*School of Cyber Science and Engineering, Wuhan University, 299 Bayi  
road, Wuhan, 430072, China*

<sup>b</sup>*Knowledge Graph Group, Alan Turing Institute, The University of Edinburgh, 57  
George Square, Edinburgh, EH8 9JU, U.K*

---

## Abstract

Current Continual Knowledge Graph Embedding (CKGE) methods primarily rely on translation-based embedding approaches, leveraging previously acquired knowledge to initialize new facts. While these methods often integrate fine-tuning or continual learning strategies to enhance efficiency, they compromise prediction accuracy and lack support for complex relational structures (e.g., multi-hop relations). To address these limitations, we propose STCKGE, a novel CKGE framework based on spatial transformation. In this framework, entity positions are jointly determined by base position vectors and offset vectors, enabling the model to represent complex relations more effectively while supporting efficient embedding updates for both new and existing knowledge through simple spatial operations, without relying on traditional continual learning techniques. Furthermore, we introduce a bidirectional collaborative update strategy and a balanced embedding method to guide parameter updates, effectively minimizing training costs while improving model accuracy. We comprehensively evaluate our model on seven public datasets and a newly constructed dataset (MULTI) focusing

---

\*Corresponding Author

*Email addresses:* wangxinyan@whu.edu.cn (Xinyan Wang),  
liujinshuo@whu.edu.cn (Jinshuo Liu), kaijianXie@whu.edu.cn (Kaijian Xie),  
wang\_meng@whu.edu.cn (Meng Wang), bicheng@whu.edu.cn (Cheng Bi),  
dengjuan@whu.edu.cn (Juan Deng), dhji@whu.edu.cn (Donghong Ji),  
j.z.pan@ed.ac.uk (Jeff Z. Pan)

<sup>1</sup>orcid: 0009-0000-7835-4296

on multi-hop relationships. Experimental results confirm STCKGE’s strong performance in multi-hop relationship learning and prediction accuracy, with an average MRR improvement of 5.4%. Our code and dataset are available at <https://github.com/Wxy13131313131/STCKGE>

*Keywords:*

Knowledge Graph Embedding, Link prediction, Continual Learning,

---

## 1. Introduction

Although knowledge graphs (KGs) are highly effective for representing structured data, their symbolic nature often makes them difficult to manipulate[1]. The emergence of knowledge graph embedding (KGE) models marked a major step forward by enabling the representation of entities and relations in a low-dimensional vector space[2]. These models are trained on known facts to learn embeddings for entities and relations. The learned embeddings facilitate the computation of plausibility scores for potential facts, thereby establishing a robust structural foundation for numerous knowledge-based applications. As research progressed, numerous KGE models emerged, each offering improvements from different perspectives.[3, 4, 5, 6, 7] However, Gutierrez-Basulto et al. [3] pointed out that even for the simplest types of relations, translation-based KGE models often fail to capture relational patterns effectively. This finding revealed key limitations of existing KGE approaches and spurred the development of new methods.

To address these shortcomings, Space-Translation-Based KGE methods [8] have been introduced, enhancing relational modeling through more complex spatial transformations and relation representations. Despite these developments, the dynamic nature of knowledge growth presents a critical challenge for large-scale static KGE methods [9, 10, 11]. In response, the Continual Knowledge Graph Embedding (CKGE) task has emerged, providing a framework for constructing and applying dynamic knowledge graphs.

CKGE aims to model dynamic knowledge by integrating new entities and relationships while effectively preserving existing knowledge[12]. The main challenge is to assimilate existing knowledge efficiently, ensuring that new facts are accurately represented while maintaining alignment between historical and emerging knowledge. Current CKGE methods primarily use translation-based embedding techniques, which are enhanced by dynamic architectures, memory replay, and regularization mechanisms to incorporate

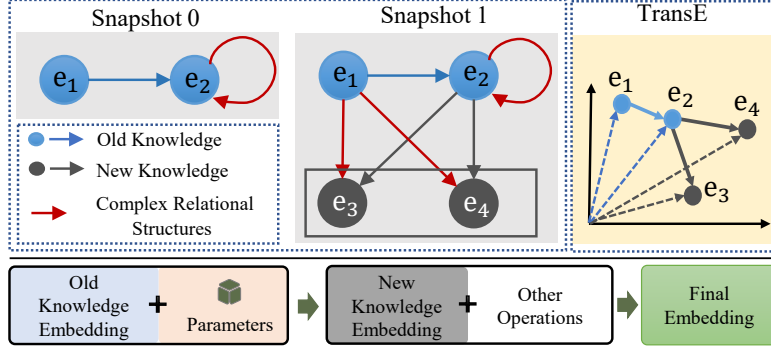


Figure 1: Limitations of mainstream CKGE frameworks. The top section demonstrates how current methods, such as TransE, fail to represent complex relational structures. The bottom section illustrates the reliance of mainstream CKGE training frameworks on old knowledge for representing new information.

new entities and facts on prior knowledge[13, 14, 15, 16]. Although these approaches enhance learning efficiency, they often reduce predictive accuracy. This limitation arises from their heavy reliance on historical knowledge when acquiring new knowledge and their inability to effectively model complex relational structures, such as multi-hop relationships, as illustrated in Figure 1.

To strike a balance between learning efficiency and predictive accuracy while improving the representation of complex relational structures, we propose a new CKGE framework based on spatial transformations. Inspired by the embedding model in BoxE[8], we define entity positions using both base position vectors and offset vectors. This dual-representation mechanism reduces the dependency of new knowledge on old knowledge, facilitates dynamic interactions between old and new knowledge, and enables the model to better capture logical rules and represent complex relational structures. For learning new knowledge, we introduce a bidirectional collaborative update strategy. By updating offset vectors with simple operations, we achieve efficient embedding updates for new and old knowledge, minimizing the need for retraining. To tackle the long-standing issue of catastrophic forgetting, we also propose an innovative balancing embedding method. This approach applies fine-grained constraints on parameter updates, thereby improving the model’s predictive accuracy.

Additionally, existing CKGE datasets often exhibit selection bias toward facts directly linked to current knowledge, which can lead to overfitting and

hinder the rigorous evaluation of models’ ability to handle multi-hop reasoning and novel knowledge. To support comprehensive and objective assessment, we construct a new benchmark dataset, MULTI, specifically designed to include entities involved in multi-hop relationships. This allows for deeper evaluation of models’ capabilities in knowledge assimilation and integration under continual learning settings. Extensive experiments conducted on seven public datasets and our MULTI benchmark demonstrate that the proposed model consistently outperforms state-of-the-art baselines.

The specific contributions of this work are as follows:

- We propose a new region-based embedding framework, enable the model to capture complex relational structures more effectively. To the best of our knowledge, this is the first application of space-translation-based methods to the CKGE task.
- We design a bidirectional collaborative update strategy that updates embeddings for both new and existing knowledge via spatial offset operations, significantly reducing retraining costs.
- We introduce a balancing embedding method to mitigate catastrophic forgetting, improving predictive accuracy.
- Extensive experimental results show that our model enhances predictive accuracy while maintaining high learning efficiency. Notably, on the MULTI, STCKGE achieved significant improvements in MRR, Hits@1, Hits@3, and Hits@10, with increases of 5.7%, 6.7%, 6.7%, and 7.9%, respectively. Furthermore, we have released a newly constructed CKGE dataset MULTI that integrates complex relational structures.

## 2. Related Work

**Traditional KGE:** Traditional Knowledge Graph Embedding (KGE) models are generally categorized into translation-based and text-based approaches. Translation-based methods map entities and relations into low-dimensional vector spaces. Pioneering work includes TransE [9], which formulates the tail entity as the summation of the head entity and relation vector. Subsequent extensions encompass rotation-based models such as RotatE [5] that defines relations through rotations in complex vector spaces, and ComplEx [4] operating in complex number spaces. Conversely, text-based

methods [17, 18] leverage semantic information for representation learning. MASCHInE[7] proposes heuristics for creating semantic-aware protographs to learn improved knowledge graph embeddings that better capture KG semantics. Nevertheless, these conventional methods exhibit limitations in modeling complex relational structures.

To address these challenges, hybrid spatial-translation methods have emerged [3]. Notable among these is BoxE[8], which introduces explicit spatial regions to represent relations, thereby capturing intricate relational patterns. BoxE demonstrates stronger support for complex logical relations, as shown in Table 1. However, such techniques remain confined to static KGE settings and cannot accommodate dynamic knowledge growth.

Table 1: Support for different logical relations by BoxE and TransE.  $\checkmark/\checkmark$ : fully supported,  $\checkmark/\times$  or  $\times/\checkmark$ : partially supported,  $\times/\times$ : unsupported.

Logical Relations	BoxE	TransE
Symmetry: $r_1(x, y) \Rightarrow r_1(y, x)$	$\checkmark/\checkmark$	$\times/\times$
Anti-symmetry: $r_1(x, y) \Rightarrow \neg r_1(y, x)$	$\checkmark/\checkmark$	$\checkmark/\checkmark$
Inversion: $r_1(x, y) \Leftrightarrow r_2(y, x)$	$\checkmark/\checkmark$	$\checkmark/\times$
Composition: $r_1(x, y) \wedge r_2(y, z) \Rightarrow r_3(x, z)$	$\times/\times$	$\checkmark/\times$
Hierarchy: $r_1(x, y) \Rightarrow r_2(x, y)$	$\checkmark/\checkmark$	$\times/\times$
Intersection: $r_1(x, y) \wedge r_2(x, y) \Rightarrow r_3(x, y)$	$\checkmark/\checkmark$	$\checkmark/\times$
Mutual exclusion: $r_1(x, y) \wedge r_2(x, y) \Rightarrow \perp$	$\checkmark/\checkmark$	$\checkmark/\checkmark$

**CKGE:** Mainstream CKGE methods [12, 19, 20, 21, 22, 23] typically adopt TransE as the foundational embedding framework, augmented with fine-tuning or continual learning techniques. Specific implementations include disentangled architectures with dual modules for knowledge updates [24], hypernetwork-injected parameters for adaptive modeling [25], GCN-based autoencoders with embedding transfer strategies [16], and incremental distillation mechanisms with lightweight adapters [15, 14]. Despite improving new snapshot integration efficiency, these methods significantly compromise predictive accuracy. More critically, they fundamentally struggle to assimilate new knowledge lacking direct associations with existing structures. Consequently, developing balanced embedding strategies that simultaneously ensure efficiency and accuracy remains an urgent challenge in CKGE research.

### 3. Methodology

#### 3.1. Preliminary

*Growing Knowledge.* Dynamic knowledge graphs are represented as a sequence of evolving snapshots, i.e.,  $\mathcal{G} = \mathcal{S}_1, \mathcal{S}_2, \dots, \mathcal{S}_n$ . Each snapshot  $\mathcal{S}_i$

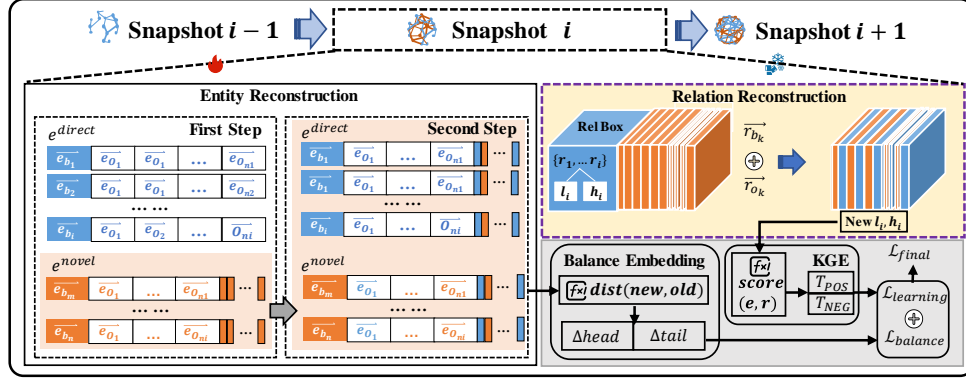


Figure 2: The Overview of STCKGE framework.

is represented as a triplet  $(\mathcal{E}_i, \mathcal{R}_i, \mathcal{T}_i)$ , where  $\mathcal{E}, \mathcal{R}$  and  $\mathcal{T}$  denote the sets of entities, relations, and facts at time  $i$ , respectively.  $\Delta\mathcal{E}_i = \mathcal{E}_i - \mathcal{E}_{i-1}$ ,  $\Delta\mathcal{R}_i = \mathcal{R}_i - \mathcal{R}_{i-1}$  and  $\Delta\mathcal{T}_i = \mathcal{T}_i - \mathcal{T}_{i-1}$  are denoted as new entities, relations, and facts.

*Continual Knowledge Graph Embedding.* CKGE aims to map newly added entities and relations into the vector space while ensuring a balanced update with old entities and relations. In more details, for each snapshot  $\mathcal{S}_i$  in a sequence of snapshots  $\mathcal{G}$ , the model learns representations for the newly introduced entities  $\Delta\mathcal{E}_i$  and relations  $\Delta\mathcal{R}_i$ . These new embeddings are then balanced with the old entity and relation embeddings ( $\mathcal{E}_{i-1}$  and  $\mathcal{R}_{i-1}$ ), to produce the final representations  $\mathcal{E}_i$  and  $\mathcal{R}_i$ .

### 3.2. Framework

The framework of STCKGE is depicted in Figure 2. Influenced by previous studies [8, 3], we deviate from the traditional approach of low-dimensional vector space embedding for KGs. Instead, we adopt a spatial-translation-based method. At each phase of KG expansion, we learn embeddings for new knowledge and update the embeddings of existing knowledge using offset vectors. Additionally, the degree of interaction between new and existing knowledge is controlled by a balancing parameters carried over from the prior phase.

### 3.3. Embeddings Based on Spatial Translation

The embedding process consists of two distinct stages. The first stage involves generating the initial knowledge graph embedding for the first snap-

shot  $\mathcal{S}_0$ . The second stage iteratively processes subsequent snapshots  $\{\mathcal{S}_1, \mathcal{S}_2, \dots, \mathcal{S}_n\}$ , embedding newly introduced entities  $\Delta\mathcal{E}_i$  while both newly added and existing entities undergo coordinated updates through our bidirectional collaborative update strategy.

### 3.3.1. Initialization Entity And Relation Embeddings

The knowledge graph embedding for the initial snapshot  $\mathcal{S}_0$  consists of two components: entity embeddings and relation embeddings. Entity embeddings map each entity to a latent semantic vector space, while relation embeddings model geometric transformations between connected entities. This dual representation captures both structural and relational characteristics, providing a solid foundation for subsequent knowledge integration.

**Entity Embeddings.** Inspired by [8], we move beyond traditional knowledge graph (KG) embedding methods that represent entities using single low-dimensional vectors. Instead, we adopt a continual entity representation learning framework based on a spatial translation mechanism. This approach helps preserve both the inherent semantics of entities and the dynamic variations caused by their relational contexts. Each entity  $e_i$  in the initial snapshot  $\mathcal{S}_0$  is represented by two components: a base vector  $e_i^b \in \mathbb{R}^d$  and an offset vector  $e_i^o \in \mathbb{R}^d$ . The base vector encodes the static and intrinsic semantics of the entity, while the offset vector captures the influence of its relational neighborhood. The final embedding of an entity is defined as the sum of the two components:

$$e_i = e_i^b + e_i^o \quad (1)$$

To model the local structure of the knowledge graph, we construct a relation-aware entity association set  $\Omega_{e_i}$  for each entity  $e_i$ . This set contains neighboring entities connected through various relation paths. By aggregating information from  $\Omega_{e_i}$ , the offset vector is updated to reflect contextual changes. This dual-vector representation allows entity embeddings to adapt over time, supporting dynamic knowledge representation and improving the flexibility of the model. The process of generating the final entity representation follows the formulation in Equation (2).

$$\tilde{e}_i = e_i^b + \sum_{j \in \Omega_{e_i}} e_j^o \quad (2)$$



It is worth noting that for isolated entities with  $\Omega_{e_i} = \emptyset$ , the basis vectors are initialized orthogonally to preserve semantic independence. The offset vectors are initialized with small random noise sampled from a uniform distribution to enable future interaction adaptation.

**Relation Embeddings.** In addition to embedding entities, we also need to embed the relationships within the knowledge graph. For each relationship  $\tilde{r}_k$ , we initialize two learnable tensors,  $\mathbf{r}_k^b$  and  $\mathbf{r}_k^o$ , to define the spatial region represented by the relationship. Specifically, for the relationship  $\mathbf{r}_k \in \mathcal{R}_0$  in the current snapshot  $\mathcal{S}_0$  and its corresponding fact triple  $(\mathbf{e}_i, \mathbf{r}_k, \mathbf{e}_j) \in \mathcal{T}_i$ , where  $\mathbf{e}_i$  is the head entity,  $\mathbf{r}_k$  is the relationship, and  $\mathbf{e}_j$  is the tail entity, we aim to map the head entity  $\mathbf{e}_i$  to the corresponding tail space through the relationship  $\mathbf{r}_k$ . This mapping process can be implemented as follows:

1. **Initialize the relationship’s base point and offset vectors:** For each relationship  $r$ , we initialize two learnable tensors: the base center point  $\mathbf{r}_k^b$  and the offset  $\mathbf{r}_k^o$ . The tensor  $\mathbf{r}_k^b$  represents the reference position of the relationship in the space, while  $\mathbf{r}_k^o$  indicates the extent of the relationship in the space, starting from the base center point. This offset determines the size of the spatial region represented by the relationship.
2. **Calculate the boundaries of the relationship’s spatial region:** Using the base center point  $\mathbf{r}_k^b$  and the offset  $\mathbf{r}_k^o$ , we can calculate the upper and lower boundaries of the relationship’s spatial region, denoted as  $l_r$  and  $u_r$ , respectively. The specific formula for this calculation is provided in Equation (3) and (4).

$$l_r = \min(\mathbf{r}_k^b \pm 0.5 \times \mathbf{r}_k^o) \quad (3)$$

$$u_r = \max(\mathbf{r}_k^b \pm 0.5 \times \mathbf{r}_k^o) \quad (4)$$

The coefficient 0.5 is inspired by the relational box embedding framework in BoxE[8], which applies half-width scaling to define region boundaries. This setting allows a balanced expansion from the center while maintaining geometric interpretability.

Through these steps, we construct a well-defined spatial region for each relationship in the knowledge graph, enabling more accurate capture and representation of the relationship information.

### 3.3.2. Bidirectional Collaborative Update Strategy

During continual learning for subsequent snapshots, the embedding initialization for newly introduced entities  $\Delta\mathcal{E}_i$  at timestamp  $i$  follows differentiated bidirectional rules. New entities are classified into two topological categories: multi-hop topologically independent entities  $\mathbf{e}_M$  that are entirely independent of the existing knowledge graph (i.e., entities with no direct connections to the outermost layer of the current graph  $\mathcal{S}_{i-1}$ ), and single-hop entities  $\mathbf{e}_S$  with direct neighborhood relations.

**Multi-hop Entity.** For newly introduced entities that are topologically isolated from the existing knowledge graph (i.e., structurally disconnected entities), we employ a decoupled representation framework for initialization. This framework establishes a dual-component representation architecture for each newly introduced entity: 1) a base positioning vector  $\mathbf{e}_M^b$  that encoding core semantic features through orthogonal initialization, and 2) an offset vector  $\mathbf{e}_M^o$  that dynamically modeling potential interaction patterns with undiscovered facts. Meanwhile, each new entity is associated with a dedicated relation-entity interaction set  $\Omega_{\mathbf{e}_i}$  (initialized as  $\emptyset$ ), establishing structural scaffolding for subsequent relational integration. This decoupled initialization design preserves semantic independence through base vectors while enabling adaptive knowledge assimilation through trainable offset components.

**Single-hop Entity.** When new entities establish direct connections with the existing knowledge graph, their initialization is guided by a bidirectional neighborhood update mechanism. For single-hop entities, we first initialize their base vector  $\mathbf{e}_S^b$ , offset vector  $\mathbf{e}_S^o$ , and relation-entity interaction set  $\Omega_{\mathbf{e}_S}$  following the same protocol as for multi-hop entities. Subsequently, a local neighborhood co-update process is activated through two phases:

**Old  $\implies$  New** The entity interaction set  $\Omega_{\mathbf{e}_S}$  undergoes structural augmentation through direct adjacency relationships, incorporating all directly connected entities from  $\mathcal{S}_{i-1}$ . Concurrently, neighborhood interaction signals dynamically refine the new entity’s offset vector via Equation 5.

$$\tilde{\mathbf{e}}_S \leftarrow \mathbf{e}_S^b + \text{BCU}(\mathbf{e}_S^o, \{\mathbf{e}_{e_j}^o | e_j \in \Omega_{\mathbf{e}_S}\}), \quad \mathbf{e}_S \in \Delta\mathcal{E}_i \quad (5)$$

**New  $\implies$  Old** To maintain the dynamic consistency of the knowledge graph, when the association set of a new entity is updated, a backward update must be performed on the embedding representations of all historical

---

**Algorithm 1** Bidirectional Collaborative Update (BCU)

---

```
1: Initialize entity  $e_S$  with embedding:
2:    $\mathbf{e}_S = \mathbf{e}_S^b + \mathbf{e}_S^o$ 
3: Initialize adjacency set:  $\Omega_{e_S} \leftarrow \emptyset$ 
4: procedure BCU( $\mathbf{e}_S, \Delta\mathcal{E}_{i-1}$ )
5:   for all triples  $(h, r, t) \in \Delta\mathcal{E}_{i-1}$  do       $\triangleright$  Iterate new snapshot triples
6:     if  $h = e_S.\text{id}$  then
7:        $\Omega_{e_S} \leftarrow \Omega_{e_S} \cup \{t\}$            $\triangleright$  Add tail to adjacency set
8:     else if  $t = e_S.\text{id}$  then
9:        $\Omega_{e_S} \leftarrow \Omega_{e_S} \cup \{h\}$            $\triangleright$  Add head to adjacency set
10:    end if
11:  end for
12:  Compute updated embedding:
13:     $\tilde{\mathbf{e}}_S \leftarrow \mathbf{e}_S^b + \mathbf{e}_S^o + \sum_{e_j \in \Omega_{e_S}} \mathbf{e}_j^o$    $\triangleright$  Aggregate neighborhood offsets
14:  for all  $e_j \in \Omega_{e_S}$  do
15:    Update neighbor embedding:
16:     $\tilde{\mathbf{e}}_j \leftarrow \mathbf{e}_j^b + \mathbf{e}_j^o + \mathbf{e}_S^o$            $\triangleright$  Backward propagation
17:  end for
18:  return  $\{\tilde{\mathbf{e}}_S\} \cup \{\tilde{\mathbf{e}}_j\}$        $\triangleright$  Return updated embeddings
19: end procedure
```

---

entities within its associated domain. Thanks to the dual-track collaborative representation framework we propose, it is sufficient to apply a low-complexity linear transformation to the offset vectors of the associated old entities through Equation 6. This design allows dynamic adaptation of the embedding space with constant time complexity, eliminating the need to retraining the global representation.

$$\tilde{\mathbf{e}}_j \leftarrow \mathbf{e}_j^b + \mathbf{BCU}(\mathbf{e}_j^o, \mathbf{e}_S^o), \quad \mathbf{e}_j \in \Omega_{e_S} \quad (6)$$

$\mathbf{BCU}(\cdot, \cdot)$  denotes the update strategy we propose for mutual representation refinement, as formalized in Algorithm 1.

### 3.4. Balancing New and Old Knowledge Embeddings

To enhance the consistency between historical and newly introduced knowledge, we incorporate an additional embedding regularization strategy. This

strategy refines the parameter update process by enforcing stricter constraints on the integration of new and old information. Specifically, we calculate the distance between the head and tail entities of both new and historical triples with respect to their associated relations. The model is then optimized to minimize the discrepancy between these distances, thereby promoting stable and balanced representation learning across sequential knowledge snapshots.

Let a new fact be  $(\tilde{\mathbf{e}}_{head}^{new}, \mathbf{r}^{new}, \tilde{\mathbf{e}})$ , and an old fact be  $(\tilde{\mathbf{e}}_{head}^{old}, \mathbf{r}^{old}, \tilde{\mathbf{e}}_{tail}^{old})$ . To quantify the embedding differences between new and old knowledge, we define the following metrics:

$$\Delta_{head} = dist(\tilde{\mathbf{e}}_{head}^{new}, \mathbf{r}^{new}) - dist(\tilde{\mathbf{e}}_{head}^{old}, \mathbf{r}^{old}) \quad (7)$$

$$\Delta_{tail} = dist(\tilde{\mathbf{e}}_{tail}^{new}, \mathbf{r}^{new}) - dist(\tilde{\mathbf{e}}_{tail}^{old}, \mathbf{r}^{old}) \quad (8)$$

where  $dist(\cdot, \cdot)$  represents a distance computation function that measures the distance between two elements (entities or relationships). This function is specifically designed to account for the associative strength and positional relationships between entities and relationships, as defined below:

$$dist(\tilde{\mathbf{e}}, r) = \frac{|\tilde{\mathbf{e}} - c_i|}{w_i^{\delta(e,r)}} - \delta(e, r) \times \varepsilon, \quad \varepsilon = 0.5 \times (w_i - 1)^2 \times \frac{w_i + 1}{w_i} \quad (9)$$

Formally,  $\delta(\cdot, \cdot)$  is defined as an indicator function to determine whether a given entity resides within the spatial region demarcated by relation  $r$ . Specifically,  $\delta(\cdot, \cdot)$  is assigned a value of 1 if and only if the entity satisfies the spatial constraints of relation  $r$  (i.e., lies within the spatial boundaries defined by relation  $r$ ); otherwise, it is assigned  $-1$ . The parameter  $w_i$  denotes the width of the relational region boundary, while  $c_i$  represents the geometric centroid of the relational space, calculated as follows:

$$c_i = (u_i + l_i)/2 \quad (10)$$

$$w_i = u_i - l_i + 1 \quad (11)$$

Our primary goal is to minimize the defined differences, i.e., to solve  $\min(\Delta_{head}, \Delta_{tail})$ . To comprehensively capture the differences between head and tail entities in the embeddings of new and old knowledge, we further define an overall difference loss function:

$$L_{\text{balance}} = \alpha \cdot \Delta_{\text{head}} + \beta \cdot \Delta_{\text{tail}}, \quad (12)$$

where  $\alpha$  and  $\beta$  are weighting coefficients used to balance the contributions of the differences in head and tail entities to the loss function. By optimizing this loss function, we aim to minimize the embedding differences between new and old knowledge, thereby achieving a better balance in updating embeddings.

#### 3.4.1. Overall Objective for Link Predicting

In the link prediction task, inspired by the core principles of many spatial translation-based embedding methods, we compute scores based on the geometric positions of entity embeddings relative to relation boundaries. This approach avoids the over-reliance on translation-based methods for closely associated facts or those with similar knowledge structures. Specifically, we introduce an innovative loss function,  $L_{\text{learn}}$ , designed to enhance the model’s learning efficiency for distinguishing between positive and negative samples. The calculation is as follows:

$$\mathcal{L}_{\text{learn}} = -\log(\text{sigmoid}(\gamma - U_T)) - \Delta U \cdot \log(\text{sigmoid}(U_{\bar{T}} - \gamma)) \quad (13)$$

where  $\Delta U$  serves as the bias weight to balance learning between positive and negative samples, as defined in Equation 14. The overall evaluation metrics for positive and negative samples, mathematically represented by  $U_T$  and  $U_{\bar{T}}$  respectively, are formally expressed through the formulations presented in Equations 14, while  $\gamma$  is the margin parameter that regulates the scoring threshold.

$$\Delta U = U(t) / \sum_{(t) \in T} U(t), \quad U_T = \sum_{t \in T_{\text{pos}}} U(t), \quad U_{\bar{T}} = \sum_{t \in T_{\text{neg}}} U(t) \quad (14)$$

where  $U(t)$  represents the combined score of the head and tail entities for a given fact  $t$ . The composite scoring metric  $U(t)$ , which quantifies the combined association strength of the corresponding head and tail entities for a given fact  $t$ , is formulated as follows:

$$U(t) = \exp(\text{dist}(\text{head}, r) + \text{dist}(\text{tail}, r)) \quad (15)$$

The overall objective function is defined as:

$$\mathcal{L} = \mathcal{L}_{\text{balance}} + \mathcal{L}_{\text{learn}}. \quad (16)$$

## 4. Experiments

### 4.1. Datasets

We selected eight datasets for our experiments, ENTITY, RELATION, FACT, HYBRID, GraphEqual, GraphHigher, GraphLower and MULTI. Including seven public datasets: ENTITY, RELATION, FACT, HYBRID are entity-centric, relation-centric, fact-centric, and hybrid[16]; GraphEqual, GraphHigher, GraphLower the increments of triples become equal higher and lower[14]. Table 2a and Table 2b provides detailed statistics for all datasets. Each dataset contains five time snapshots, with the training, validation, and test sets split in 3:1:1.

However, in real-world scenarios, new knowledge may also emerge that is not directly linked to the current knowledge graph, such as multi-hop knowledge. To address this, we extended a new multi-hop dataset. Table 2b summarizes the number of multi-hop and single-hop facts at different snapshots in the MULTI dataset.

Table 2: Datasets statistics.

(a) Statistics of four public datasets across different snapshots, ENTITY, RELATION, FACT, and HYBRID.  $\Delta E_i$ ,  $\Delta R_i$  and  $\Delta T_i$  denote the sets of cumulative entities, relations and facts in the  $i$ -th snapshot, respectively.

Dataset	Snapshot 0			Snapshot 1			Snapshot 2			Snapshot 3			Snapshot 4		
	$\Delta E_0$	$\Delta R_0$	$\Delta T_0$	$\Delta E_1$	$\Delta R_1$	$\Delta T_1$	$\Delta E_2$	$\Delta R_2$	$\Delta T_2$	$\Delta E_3$	$\Delta R_3$	$\Delta T_3$	$\Delta E_4$	$\Delta R_4$	$\Delta T_4$
ENTITY	2,909	233	46,388	5,817	236	72,111	8,275	236	73,785	11,633	237	70,506	14,541	237	47,326
RELATION	11,560	48	98,819	13,343	96	93,535	13,754	143	66,136	14,387	190	30,032	14,541	237	21,594
FACT	10,513	237	62,024	12,779	237	62,023	13,586	237	62,023	13,894	237	62,023	14,541	237	62,023
HYBRID	8,628	86	57,561	10,040	102	20,873	12,779	151	88,017	14,393	209	103,339	14,541	237	40,326
GraphEqual	2,908	226	57,636	5,816	235	62,023	8,724	237	62,023	11,632	237	62,023	14,541	237	66,411
GraphHigher	900	197	10,000	1,838	221	20,000	3,714	234	40,000	7,467	237	80,000	14,541	237	160,116
GraphLower	7,505	237	160,000	11,258	237	80,000	13,134	237	40,000	14,072	237	20,000	14,541	237	10,116

(b) MULTI statistics. Since Snapshot 4 represents the whole knowledge graph, the number of multi-hop facts is zero.

MULTI	Entity	Relation	Fact		
			total	single-hop	multi-hop
Snapshot 0	3504	188	38324	37946	378
Snapshot 1	6516	226	35090	34743	347
Snapshot 2	9707	237	82199	81386	813
Snapshot 3	12385	237	82082	81270	812
Snapshot 4	14541	237	72421	72421	0

## 4.2. Experiment Settings

### 4.2.1. Baselines.

We carefully selected 11 baseline models from five perspectives, including one non-continual learning model, two models based on dynamic architectures, three memory replay-based methods, three regularization-based models and two distillation-based training models.

- **Non-continual learning:** We include Fine-tune [16], which simply fine-tunes the old model on new data without countering catastrophic forgetting.
- **Dynamic-architecture methods:** We consider PNN [19] and CWR [20]; these approaches expand the model only for newly added entities or relations.
- **Memory-replay methods:** We select GEM [21], EMR [22], and DiCGRL [24]; they mitigate forgetting by replaying stored samples or learned prototypes.
- **Regularization-based methods:** We adopt SI [23], EWC [12], and LKGE [16]; these techniques constrain parameter drift with additional loss terms.
- **Distillation-based methods:** We use FastKGE [15] and IncDE [14], which retain past knowledge through various knowledge-distillation objectives.

### 4.2.2. Evaluation Metrics.

To systematically evaluate the model’s performance, we conducted rigorous experimentation on the link prediction task through the following protocol: (1) For each factual triple in the test set, we systematically replaced either the head entity or tail entity through uniform random sampling from the entity space; (2) Generated candidate entity sequences by enumerating all possible substitutions while maintaining the original relation constraints; (3) Computed ranking scores using the learned embeddings and sorted candidates accordingly.

To ensure methodological rigor, we implemented seven complementary evaluation metrics:

- **Accuracy Metrics:** Employed Mean Reciprocal Rank (MRR) and Hit@ $k$  ( $k \in \{1, 10\}$ ) to quantify ranking precision.
- **Knowledge Transfer Capacity:** Assessed through Forward Transfer Time (FWT) and Backward Transfer Time (BWT) [16], measuring temporal knowledge integration efficiency.
- **Efficiency:** Recorded end-to-end inference latency across the entire test set.

#### 4.2.3. Implementation details.

All experiments were implemented using PyTorch on a NVIDIA RTX 4060Ti GPU. The time parameter  $i$  was selected from the range  $[0, 1, 2, 3, 4]$ , and Adam was used as the optimizer. The learning rate was set to  $1 \times 10^{-4}$ , chosen from the candidate set  $[1 \times 10^{-4}, 5 \times 10^{-4}, 8 \times 10^{-4}]$  while the batch size was dynamically adjusted within the range  $[512, 1024, 2048]$ . To ensure fairness and reliability, all experimental results were reported as the average of five runs. Moreover, for all control experiments, excluding those involving our proposed model, TransE [9] was used as the baseline KGE model.

### 4.3. Results

#### 4.3.1. Main Results

To evaluate STCKGE in continual knowledge graph embedding (CKGE), we conduct comprehensive experiments on eight datasets. STCKGE outperforms all eleven representative baselines across every main metric, particularly when the graph structure evolves rapidly. The results are summarized in Table 3.

Overall, STCKGE maintains a stable lead. Across eight datasets and 24 evaluation metrics, it achieves significant improvements on 20 metrics. STCKGE shows notable advantages in MRR and Hits@1 on most datasets. On GraphEqual, GraphHigher, and GraphLower, where the rate of new triples is deliberately balanced, increased, or decreased, STCKGE improves MRR by 2.3-10.4% and Hits@1 by 5.7-2.1%. In the more challenging ENTITY, RELATION, FACT, and HYBRID settings, STCKGE achieves an average gain of 3.0% in MRR and 6.1% in Hits@1, with the largest improvements reaching 4.5% and 7.4%, respectively. On the multi-hop dataset MULTI, STCKGE surpasses all baselines across every metric. These consistent and substantial gains across diverse tasks and metrics demonstrate the strong generalizability of the proposed approach.



Table 3: Experimental results obtained on the test sets across all snapshots of ENTITY, RELATION, FACT, HYBRID, GraphEqual, GraphHigher, GraphLower and MULTI. The bolded results represent the best performance.

Method	ENTITY			RELATION			FACT			HYBRID		
	MRR	Hits@1	Hits@10	MRR	Hits@1	Hits@10	MRR	Hits@1	Hits@10	MRR	Hits@1	Hits@10
Fine-tune[16]	0.165	0.085	0.321	0.093	0.039	0.195	0.172	0.090	0.339	0.135	0.069	0.262
PNN[19]	0.229	0.130	0.425	0.167	0.096	0.305	0.157	0.084	0.029	0.185	0.101	0.349
CWR[20]	0.088	0.028	0.202	0.021	0.10	0.043	0.083	0.030	0.192	0.037	0.015	0.077
GEM[21]	0.165	0.085	0.321	0.093	0.040	0.196	0.175	0.092	0.345	0.136	0.070	0.263
EMR[22]	0.171	0.090	0.330	0.111	0.105217	0.225	0.171	0.090	0.337	0.141	0.073	0.267
DiCGRL[24]	0.107	0.057	0.211	0.133	0.079	0.241	0.162	0.084	0.320	0.149	0.083	0.277
SI[23]	0.154	0.072	0.311	0.113	0.055	0.224	0.172	0.088	0.343	0.111	0.049	0.229
EWC[12]	0.229	0.130	0.423	0.165	0.093	0.306	0.201	0.113	0.382	0.186	0.102	0.350
LKGE[16]	0.234	0.136	0.425	0.192	0.106	0.366	0.210	0.122	0.387	0.207	0.121	0.379
FastKGE[15]	0.239	0.146	0.427	0.185	0.107	0.359	0.203	0.117	0.384	0.211	0.128	0.382
IncDE[14]	0.253	0.156	<b>0.448</b>	0.199	0.106	0.370	0.216	0.131	<b>0.391</b>	0.224	0.131	<b>0.401</b>
STCKGE	<b>0.269</b>	<b>0.206</b>	0.398	<b>0.244</b>	<b>0.180</b>	<b>0.374</b>	<b>0.249</b>	<b>0.192</b>	0.367	<b>0.248</b>	<b>0.189</b>	0.361

Method	GraphEqual			GraphHigher			GraphLower			MULTI		
	MRR	Hits@1	Hits@10	MRR	Hits@1	Hits@10	MRR	Hits@1	Hits@10	MRR	Hits@1	Hits@10
Fine-tune[16]	0.183	0.096	0.358	0.198	0.108	0.375	0.185	0.098	0.363	0.202	0.117	0.375
PNN[19]	0.212	0.118	0.405	0.186	0.097	0.364	0.213	0.119	0.407	0.149	0.086	0.273
CWR[20]	0.122	0.041	0.277	0.189	0.096	0.374	0.032	0.005	0.080	0.180	0.098	0.345
GEM[21]	0.189	0.099	0.372	0.197	0.109	0.372	0.170	0.084	0.346	0.201	0.116	0.372
EMR[22]	0.185	0.099	0.359	0.202	0.113	0.379	0.188	0.101	0.362	0.183	0.105	0.342
DiCGRL[24]	0.104	0.040	0.226	0.116	0.041	0.242	0.102	0.039	0.222	0.174	0.104	0.370
SI[23]	0.179	0.092	0.353	0.190	0.099	0.371	0.186	0.099	0.366	0.194	0.107	0.370
EWC[12]	0.207	0.113	0.400	0.202	0.106	0.385	0.210	0.116	0.405	0.182	0.102	0.347
LKGE[16]	0.214	0.118	0.407	0.207	0.120	0.382	0.210	0.116	0.403	0.215	0.126	0.373
FastKGE[15]	0.229	0.124	0.370	0.222	0.127	0.403	0.218	0.124	0.405	0.154	0.102	0.248
IncDE[14]	0.234	0.134	0.432	0.227	0.132	0.412	0.228	0.129	<b>0.426</b>	0.195	0.110	0.357
STCKGE	<b>0.288</b>	<b>0.215</b>	<b>0.436</b>	<b>0.331</b>	<b>0.253</b>	<b>0.489</b>	<b>0.251</b>	<b>0.186</b>	0.385	<b>0.324</b>	<b>0.249</b>	<b>0.476</b>

The greater the structural evolution, the more substantial STCKGE's advantage. In ENTITY and RELATION, where entities and relations are frequently added, traditional replay- or regularization-based methods (EWC, SI, GEM) struggle to expand the embedding space and fall behind incremental distillation approaches (IncDE, FastKGE). STCKGE effectively preserves discriminative information from historical structures while offering an expandable basis for new entities and relations, significantly mitigating catastrophic forgetting. In FACT and HYBRID, where facts are frequently added or removed but the overall structure remains relatively stable, replay methods remain competitive. However, STCKGE still outperforms them, with FACT-MRR increasing from 0.216 to 0.249 and HYBRID-MRR improving from 0.224 to 0.248. Finally, on GraphEqual, GraphHigher, GraphLower,

Table 4: Ablation results on ENTITY, RELATION, FACT, HYBRID and MULTI.

Method	ENTITY				RELATION				FACT			
	MRR	Hits@1	Hits@3	Hits@10	MRR	Hits@1	Hits@3	Hits@10	MRR	Hits@1	Hits@3	Hits@10
STCKGE	0.198	0.172	0.276	0.405	0.203	0.166	0.234	0.366	0.217	0.172	0.269	0.393
w/o BCU	0.194	0.163	0.247	0.381	0.1925	0.1438	0.181	0.3544	0.1802	0.1521	0.247	0.384
w/o BE	0.157	0.152	0.239	0.372	0.1712	0.123	0.179	0.3353	0.1529	0.1632	0.239	0.372

Method	HYBRID				MULTI			
	MRR	Hits@1	Hits@3	Hits@10	MRR	Hits@1	Hits@3	Hits@10
STCKGE	0.211	0.156	0.254	0.414	0.212	0.172	0.276	0.429
w/o HEU	0.184	0.151	0.207	0.391	0.177	0.163	0.247	0.392
w/o BE	0.121	0.1302	0.176	0.378	0.162	0.152	0.239	0.371

and MULTI, STCKGE improves Hits@1 over the strongest baseline by 5.4%, 10.4%, 2.3%, and 12.9%, respectively, demonstrating robustness to diverse evolution patterns.

#### 4.3.2. Ablation Results

To quantitatively assess the efficacy of our proposed Bidirectional Collaborative Update strategy and the Balanced Embedding method, we constructed two ablated variants:

- **w/o BCU:** Disabling the bidirectional collaborative Update strategy.
- **w/o BE:** Disabling the balanced embedding method.

As empirically demonstrated in Table 4, the ablation of either component induces statistically significant performance degradation. The BE mechanism exhibits particularly pronounced impacts, manifesting average relative reductions of 3.9% (MRR), 2.96% (Hits@1), 4.74% (Hits@3), and 3.58% (Hits@10) across the five benchmark datasets, comprising four established single-hop datasets (ENTITY, RELATION, FACT, HYBRID) and our new multi-hop dataset (MULTI). This empirical evidence substantiates two critical insights: (1)The staged embedding propagation mechanism plays a pivotal role in facilitating gradient-controlled knowledge integration. (2)The equilibrium regularization, while exhibiting relatively smaller effect magnitudes (average  $\Delta$  MRR=1.2%), effectively prevents representation collapse through eigenvalue stabilization.

#### 4.4. Method Analyze

##### 4.4.1. Computational Complexity Analysis.

Let  $|\Delta E_i|$  denote the number of newly introduced entities and  $|\Delta T_i|$  the number of new triples in the  $i$ -th snapshot. The average node degree is

denoted by  $k$  (typically,  $k \ll |E|$ ), and  $d$  is the embedding dimension. During the initialization phase, a one-time linear projection is applied to the  $|E_0| + |R_0|$  entity and relation vectors in the initial snapshot  $\mathcal{S}_0$ , resulting in a time complexity of  $\mathcal{O}((|E_0| + |R_0|) \cdot d)$ . For each subsequent snapshot, the HEU procedure traverses the adjacency list. Since each new entity is associated with at most  $k$  existing entities, both forward and backward updates require  $\mathcal{O}(|\Delta E_i| \cdot k \cdot d)$  time. Embedding alignment involves computing the distance difference between new and historical triples. When mini-batch sampling is used with batch size  $b$ , the computation cost is reduced to  $\mathcal{O}(b \cdot d)$ . Overall, the worst-case time complexity per snapshot is  $\mathcal{O}(|T| \cdot d)$ . However, in real-world sparse graphs, this degrades to  $\mathcal{O}((|\Delta E_i| + |\Delta T_i|) \cdot k \cdot d)$ , which matches the time complexity of translation-based continual KGE methods. As for space complexity, the model only needs to store  $(|E| + |R|) \cdot d$  embedding vectors and  $|T|$  triples, leading to a total space complexity of  $\mathcal{O}((|E| + |R|) \cdot d + |T|)$ .

#### 4.4.2. MULTI Prediction Capability

As shown, on the MULTI dataset, STCKGE outperforms all baseline models across four evaluation metrics. To assess the model’s ability to predict multi-hop relationships, we considered the characteristics of the dataset construction. In the first four snapshots, the ratio of single-hop to multi-hop relationships is relatively balanced, so the model trained on the fifth snapshot was evaluated using the Hits@1 score on the test sets of the first four snapshots. The number of facts in the test sets for the first four snapshots are 7666(67), 7018(60), 16441(164), and 16417(151), with the numbers in parentheses representing the multi-hop relationships. The results, shown in Figure 3, demonstrate that STCKGE exhibits stronger capabilities in handling multi-hop facts compared to the other baseline models.

#### 4.4.3. Learning Performance Over Time

The last figure in Figure 4 illustrates the dynamic learning capability of our model over time. Specifically, in Model 3 and Model 4, as time progresses and knowledge accumulates, the model snapshots at different time points are able to maintain stable learning performance. This phenomenon clearly demonstrates the ability of STCKGE to balance the integration of new and old knowledge, effectively absorbing new information while preserving existing knowledge, thus ensuring a smooth fusion and embedding of both. The comparison results of FWT and BWT across different models

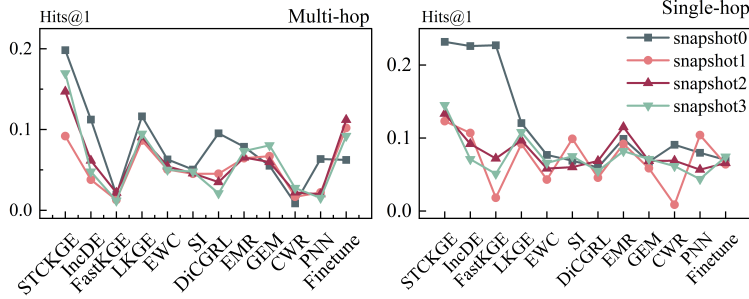


Figure 3: Results represent the probability distribution for multi-hop and single-hop relationships, when model achieves the Hits@1 accuracy on the test sets of the four snapshots in the MULTI dataset.

and datasets demonstrate that, on the multi-hop dataset MULTI, STCKGE outperforms all baseline models in knowledge transfer ability. Moreover, it remains highly competitive on the other four public datasets.

#### 4.4.4. Effectiveness of Embedding Update Strategy.

We conducted experiments on three datasets to evaluate the impact of different embedding update methods on model performance, as shown in the Figure 5a. *Sb* denotes the update of entity base vectors only, *So* represents the update of offset vectors only, and *Sbo* indicates the simultaneous update of both entity base vectors and offset vectors. As shown, the *Sbo* method yields better performance, but it incurs significant time overhead. To better balance model performance and efficiency, we ultimately chose to update only the offset vectors for the new and old entities.

#### 4.4.5. Learning Efficiency

To comprehensively evaluate the efficiency of the STCKGE model, we compared its training time overhead with all baseline models across the ENTITY, FACT, and MULTI datasets, as shown in Figure 5b. The results indicate that the training time of STCKGE on these datasets is comparable to that of other baseline models using continual learning or fine-tuning methods. Notably, when processing the more complex MULTI dataset, the training time of most models increases significantly, whereas the increase in STCKGE’s training time is relatively modest. This phenomenon highlights the advantage of the STCKGE model—it can handle more complex tasks in real-world scenarios while maintaining efficient performance.

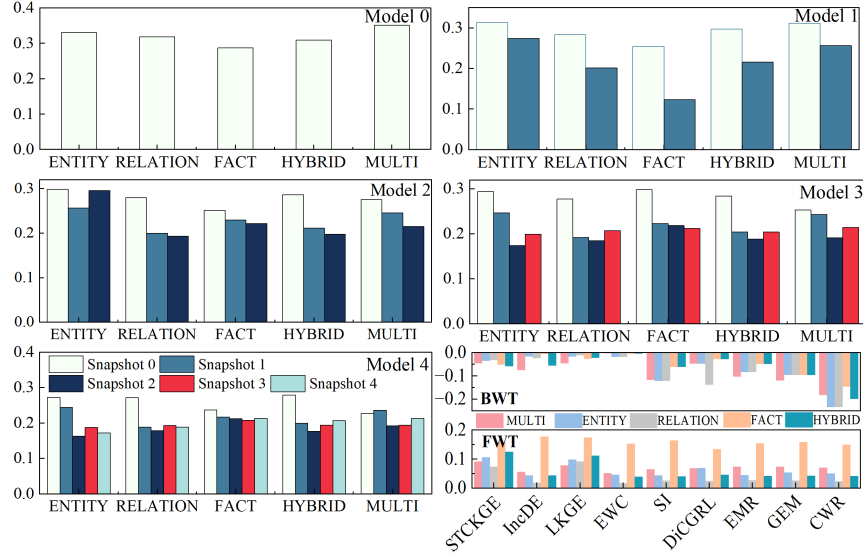


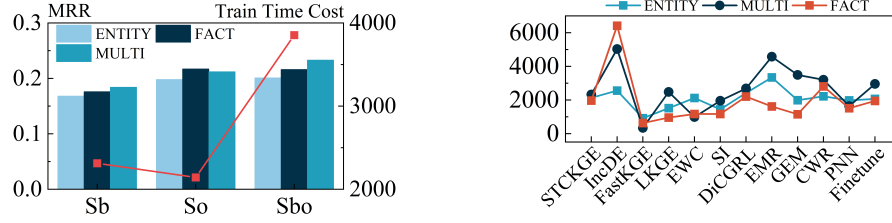
Figure 4: Results of STCKGE’s dynamic learning capability at each time. Model  $i$  represents the model trained on the  $i$ -th snapshot.

#### 4.4.6. Limitation

Although STCKGE posts strong MRR and Hits@1 scores, its Hits@10 trails the best baseline by 3.8% in average on ENTITY, FACT, GraphLower and HYBRID, suggesting that the region-based geometry still struggles to surface enough high confidence candidates for tail queries; moreover, the gap widens when snapshots are sparse, indicating that the balancing loss may over-regularise low-frequency entities and that further architectural tweaks, such as learnable relation-region annealing or adaptive margin scheduling could unlock additional gains without sacrificing efficiency.

## 5. Conclusion

In this paper, we propose a new CKGE framework based on relation-based regional embeddings. In this framework, the position of an entity is jointly controlled by a base position vector and an offset vector. This design not only enhances the model’s ability to represent complex relational structures, but also enables efficient embedding updates of both new and old knowledge through simple spatial transformations, without relying on continual learning methods. Additionally, we introduce a bidirectional collaborative Update



(a) Effectiveness of different methods for embed- (b) Train time cost on the ENTITY, FACT, and  
ding update. MULTI datasets.

Figure 5: Results on Effectiveness of Embedding Update Strategy and Learning Efficiency.

strategy and a balanced embedding method to refine the parameter update process. This approach not only reduces training costs but also improves model accuracy. Future research will further explore the integration of the relation-based regional CKGE framework with continual learning methods to enhance both learning efficiency and accuracy.

## Acknowledgments

This work was supported by the China National Key R&D Plan [No. 202208060371 and No. 2023YFB3106900] and the National Science Foundation of China [No. 62372334].

## References

- [1] A. Rossi, D. Barbosa, D. Firmani, A. Matinata, P. Merialdo, Knowledge graph embedding for link prediction: A comparative analysis, *ACM Trans. Knowl. Discov. Data* 15 (2) (2021) 14:1–14:49. doi:10.1145/3424672. URL <https://doi.org/10.1145/3424672>
- [2] X. Dong, E. Gabrilovich, G. Heitz, W. Horn, N. Lao, K. Murphy, T. Strohmman, S. Sun, W. Zhang, Knowledge vault: a web-scale approach to probabilistic knowledge fusion, in: S. A. Macskassy, C. Perlich, J. Leskovec, W. Wang, R. Ghani (Eds.), *The 20th ACM SIGKDD International Conference on Knowledge Discovery and Data Mining, KDD '14*, New York, NY, USA - August 24 - 27, 2014, ACM, 2014, pp. 601–610. doi:10.1145/2623330.2623623. URL <https://doi.org/10.1145/2623330.2623623>

- [3] V. Gutiérrez-Basulto, S. Schockaert, From knowledge graph embedding to ontology embedding? an analysis of the compatibility between vector space representations and rules, in: M. Thielscher, F. Toni, F. Wolter (Eds.), Principles of Knowledge Representation and Reasoning: Proceedings of the Sixteenth International Conference, KR 2018, Tempe, Arizona, 30 October - 2 November 2018, AAAI Press, 2018, pp. 379–388.  
URL <https://aaai.org/ocs/index.php/KR/KR18/paper/view/18013>
- [4] T. Trouillon, J. Welbl, S. Riedel, É. Gaussier, G. Bouchard, Complex embeddings for simple link prediction, in: M. Balcan, K. Q. Weinberger (Eds.), Proceedings of the 33rd International Conference on Machine Learning, ICML 2016, New York City, NY, USA, June 19-24, 2016, Vol. 48 of JMLR Workshop and Conference Proceedings, JMLR.org, 2016, pp. 2071–2080.  
URL <http://proceedings.mlr.press/v48/trouillon16.html>
- [5] Z. Sun, Z. Deng, J. Nie, J. Tang, Rotate: Knowledge graph embedding by relational rotation in complex space, in: 7th International Conference on Learning Representations, ICLR 2019, New Orleans, LA, USA, May 6-9, 2019, OpenReview.net, 2019.  
URL <https://openreview.net/forum?id=HkgEQnRqYQ>
- [6] Q. Wang, Z. Mao, B. Wang, L. Guo, Knowledge graph embedding: A survey of approaches and applications, IEEE Trans. Knowl. Data Eng. 29 (12) (2017) 2724–2743. doi:10.1109/TKDE.2017.2754499.  
URL <https://doi.org/10.1109/TKDE.2017.2754499>
- [7] N. Hubert, H. Paulheim, P. Monnin, A. Brun, D. Monticolo, Schema first! learn versatile knowledge graph embeddings by capturing semantics with machine, in: K. B. Venable, D. Garijo, B. Jalaian (Eds.), Proceedings of the 12th Knowledge Capture Conference 2023, K-CAP 2023, Pensacola, FL, USA, December 5-7, 2023, ACM, 2023, pp. 188–196. doi:10.1145/3587259.3627550.  
URL <https://doi.org/10.1145/3587259.3627550>
- [8] R. Abboud, I. Ceylan, T. Lukasiewicz, T. Salvatori, Boxe: A box embedding model for knowledge base completion, Advances in Neural Information Processing Systems 33 (2020) 9649–9661.

- [9] A. Bordes, N. Usunier, A. García-Durán, J. Weston, O. Yakhnenko, Translating embeddings for modeling multi-relational data, in: C. J. C. Burges, L. Bottou, Z. Ghahramani, K. Q. Weinberger (Eds.), *Advances in Neural Information Processing Systems 26: 27th Annual Conference on Neural Information Processing Systems 2013. Proceedings of a meeting held December 5-8, 2013, Lake Tahoe, Nevada, United States, 2013*, pp. 2787–2795.  
URL <https://proceedings.neurips.cc/paper/2013/hash/1cecc7a77928ca8133fa24680a88d2f9-Abstract.html>
- [10] Z. Pan, P. Wang, Hyperbolic hierarchy-aware knowledge graph embedding for link prediction, in: M. Moens, X. Huang, L. Specia, S. W. Yih (Eds.), *Findings of the Association for Computational Linguistics: EMNLP 2021, Virtual Event / Punta Cana, Dominican Republic, 16-20 November, 2021*, Association for Computational Linguistics, 2021, pp. 2941–2948. doi:10.18653/V1/2021.FINDINGS-EMNLP.251.  
URL <https://doi.org/10.18653/v1/2021.findings-emnlp.251>
- [11] Y. Liu, P. Wang, Y. Li, Y. Shao, Z. Xu, Aprile: Attention with pseudo residual connection for knowledge graph embedding, in: D. Scott, N. Bel, C. Zong (Eds.), *Proceedings of the 28th International Conference on Computational Linguistics, COLING 2020, Barcelona, Spain (Online), December 8-13, 2020*, International Committee on Computational Linguistics, 2020, pp. 508–518. doi:10.18653/V1/2020.COLING-MAIN.44.  
URL <https://doi.org/10.18653/v1/2020.coling-main.44>
- [12] J. Kirkpatrick, R. Pascanu, N. Rabinowitz, J. Veness, G. Desjardins, A. A. Rusu, K. Milan, J. Quan, T. Ramalho, A. Grabska-Barwinska, et al., Overcoming catastrophic forgetting in neural networks, *Proceedings of the national academy of sciences* 114 (13) (2017) 3521–3526.
- [13] A. Shaban, H. Paulheim, Snape - training snapshot ensembles of link prediction models, in: G. Demartini, K. Hose, M. Acosta, M. Palmonari, G. Cheng, H. Skaf-Molli, N. Ferranti, D. Hernández, A. Hogan (Eds.), *The Semantic Web - ISWC 2024 - 23rd International Semantic Web Conference, Baltimore, MD, USA, November 11-15, 2024, Proceedings, Part I*, Vol. 15231 of *Lecture Notes in Computer Science*, Springer, 2024, pp. 3–22. doi:10.1007/978-3-031-77844-5\_1.  
URL [https://doi.org/10.1007/978-3-031-77844-5\\_1](https://doi.org/10.1007/978-3-031-77844-5_1)



- [14] J. Liu, W. Ke, P. Wang, Z. Shang, J. Gao, G. Li, K. Ji, Y. Liu, Towards continual knowledge graph embedding via incremental distillation, in: M. J. Wooldridge, J. G. Dy, S. Natarajan (Eds.), *Thirty-Eighth AAAI Conference on Artificial Intelligence, AAAI 2024, Thirty-Sixth Conference on Innovative Applications of Artificial Intelligence, IAAI 2024, Fourteenth Symposium on Educational Advances in Artificial Intelligence, EAAI 2024*, February 20-27, 2024, Vancouver, Canada, AAAI Press, 2024, pp. 8759–8768. doi:10.1609/AAAI.V38I8.28722. URL <https://doi.org/10.1609/aaai.v38i8.28722>
- [15] J. Liu, W. Ke, P. Wang, J. Wang, J. Gao, Z. Shang, G. Li, Z. Xu, K. Ji, Y. Li, Fast and continual knowledge graph embedding via incremental lora, in: *Proceedings of the Thirty-Third International Joint Conference on Artificial Intelligence, IJCAI 2024*, Jeju, South Korea, August 3-9, 2024, ijcai.org, 2024, pp. 2198–2206. URL <https://www.ijcai.org/proceedings/2024/243>
- [16] Y. Cui, Y. Wang, Z. Sun, W. Liu, Y. Jiang, K. Han, W. Hu, Life-long embedding learning and transfer for growing knowledge graphs, in: B. Williams, Y. Chen, J. Neville (Eds.), *Thirty-Seventh AAAI Conference on Artificial Intelligence, AAAI 2023, Thirty-Fifth Conference on Innovative Applications of Artificial Intelligence, IAAI 2023, Thirteenth Symposium on Educational Advances in Artificial Intelligence, EAAI 2023*, Washington, DC, USA, February 7-14, 2023, AAAI Press, 2023, pp. 4217–4224. doi:10.1609/AAAI.V37I4.25539. URL <https://doi.org/10.1609/aaai.v37i4.25539>
- [17] T. Dettmers, P. Minervini, P. Stenetorp, S. Riedel, Convolutional 2d knowledge graph embeddings, in: S. A. McIlraith, K. Q. Weinberger (Eds.), *Proceedings of the Thirty-Second AAAI Conference on Artificial Intelligence, (AAAI-18), the 30th innovative Applications of Artificial Intelligence (IAAI-18), and the 8th AAAI Symposium on Educational Advances in Artificial Intelligence (EAAI-18)*, New Orleans, Louisiana, USA, February 2-7, 2018, AAAI Press, 2018, pp. 1811–1818. doi:10.1609/AAAI.V32I1.11573. URL <https://doi.org/10.1609/aaai.v32i1.11573>
- [18] D. Q. Nguyen, T. D. Nguyen, D. Q. Nguyen, D. Q. Phung, A novel embedding model for knowledge base completion based on convolutional

- neural network, in: M. A. Walker, H. Ji, A. Stent (Eds.), Proceedings of the 2018 Conference of the North American Chapter of the Association for Computational Linguistics: Human Language Technologies, NAACL-HLT, New Orleans, Louisiana, USA, June 1-6, 2018, Volume 2 (Short Papers), Association for Computational Linguistics, 2018, pp. 327–333. doi:10.18653/V1/N18-2053.  
URL <https://doi.org/10.18653/v1/n18-2053>
- [19] A. A. Rusu, N. C. Rabinowitz, G. Desjardins, H. Soyer, J. Kirkpatrick, K. Kavukcuoglu, R. Pascanu, R. Hadsell, Progressive neural networks, arXiv preprint arXiv:1606.04671 (2016).
  - [20] V. Lomonaco, D. Maltoni, Core50: a new dataset and benchmark for continuous object recognition, in: Conference on robot learning, PMLR, 2017, pp. 17–26.
  - [21] D. Lopez-Paz, M. Ranzato, Gradient episodic memory for continual learning, Advances in neural information processing systems 30 (2017).
  - [22] H. Wang, W. Xiong, M. Yu, X. Guo, S. Chang, W. Y. Wang, Sentence embedding alignment for lifelong relation extraction, in: J. Burstein, C. Doran, T. Solorio (Eds.), Proceedings of the 2019 Conference of the North American Chapter of the Association for Computational Linguistics: Human Language Technologies, NAACL-HLT 2019, Minneapolis, MN, USA, June 2-7, 2019, Volume 1 (Long and Short Papers), Association for Computational Linguistics, 2019, pp. 796–806. doi:10.18653/V1/N19-1086.  
URL <https://doi.org/10.18653/v1/n19-1086>
  - [23] F. Zenke, B. Poole, S. Ganguli, Continual learning through synaptic intelligence, in: International conference on machine learning, PMLR, 2017, pp. 3987–3995.
  - [24] X. Kou, Y. Lin, S. Liu, P. Li, J. Zhou, Y. Zhang, Disentangle-based continual graph representation learning, in: B. Webber, T. Cohn, Y. He, Y. Liu (Eds.), Proceedings of the 2020 Conference on Empirical Methods in Natural Language Processing, EMNLP 2020, Online, November 16-20, 2020, Association for Computational Linguistics, 2020, pp. 2961–2972. doi:10.18653/V1/2020.EMNLP-MAIN.237.  
URL <https://doi.org/10.18653/v1/2020.emnlp-main.237>

- [25] S. Cheng, N. Zhang, B. Tian, X. Chen, Q. Liu, H. Chen, Editing language model-based knowledge graph embeddings, in: M. J. Wooldridge, J. G. Dy, S. Natarajan (Eds.), Thirty-Eighth AAAI Conference on Artificial Intelligence, AAAI 2024, Thirty-Sixth Conference on Innovative Applications of Artificial Intelligence, IAAI 2024, Fourteenth Symposium on Educational Advances in Artificial Intelligence, EAAI 2024, February 20-27, 2024, Vancouver, Canada, AAAI Press, 2024, pp. 17835–17843. doi:10.1609/AAAI.V38I16.29737.  
URL <https://doi.org/10.1609/aaai.v38i16.29737>