

Investigating the Effectiveness of a Socratic Chain-of-Thoughts (SocraCoT) Reasoning Method for Task Planning in Robotics, A Case Study

Veronica Augustina Bot

Stanford University
botva@stanford.edu

Zheyuan Xu

IEEE Member
cx1014@uw.edu

Abstract—Large language models (LLMs) have demonstrated unprecedented capability in reasoning with natural language. Coupled with this development is the emergence of embodied AI in robotics. Despite showing promise for verbal and written reasoning tasks, it remains unknown whether LLMs are capable of navigating complex spatial tasks with physical actions in the real world. To this end, it is of interest to investigate applying LLMs to robotics in zero-shot learning scenarios, and in the absence of fine-tuning - a feat which could significantly improve human-robot interaction, alleviate compute cost, and eliminate low-level programming tasks associated with robot tasks.

To explore this question, we apply GPT-4(Omni) with a simulated *Tiago* robot in Webots engine for an object search task. We evaluate the effectiveness of three reasoning strategies based on Chain-of-Thought (CoT) sub-task list generation with the Socratic method (SocraCoT) (in order of increasing rigor): (1) Non-CoT/Non-SocraCoT, (2) CoT only, and (3) SocraCoT. Performance was measured in terms of the proportion of tasks successfully completed and execution time (N = 20). Our preliminary results show that when combined with chain-of-thought reasoning, the Socratic method can be used for code generation for robotic tasks that require spatial awareness. In extension of this finding, we propose EVINCE-LoC; a modified EVINCE method that could further enhance performance in highly complex and or dynamic testing scenarios.

Index Terms—LLM, Chain-Of-Thought, Robotics

I. INTRODUCTION

Unlike text-only applications, robotic systems require a deep understanding of real-world physics, environment context, and the ability to perform physical actions through mastery of actuation systems and low-level controllers. A generative robotics model must have robust commonsense knowledge and a sophisticated world model, with the ability to execute commands in ways that are physically possible in the real world [1]. These challenges fall beyond the original scope of language models, as they must not only understand the meaning of a given text, but also translate the intent into a logical sequence of actions with generated code.

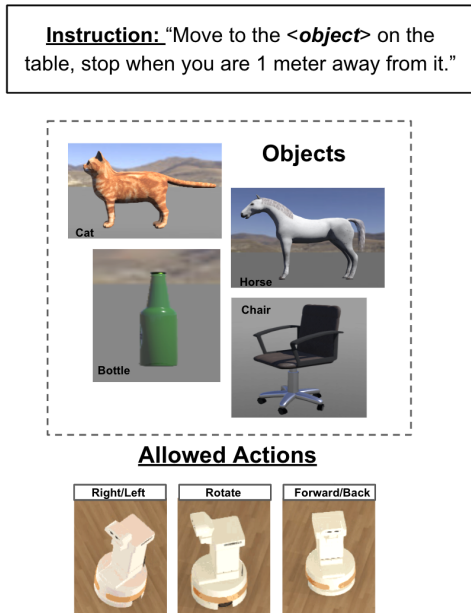
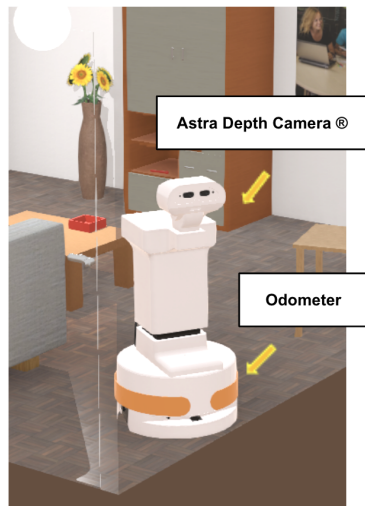
Chain-of-thought (CoT) reasoning is a promising method of enhancing LLM output for complex arithmetic, symbolic, and commonsense tasks [2]. Inspired by the step-by-step thinking ability of humans, CoT has been applied to language models to solve multi-step reasoning problems [3]. This in-context-learning is a training-free paradigm that has been shown to significantly boost model performance and data efficiency across NLP benchmarks in few-shot scenarios [3]. Given the complexity of spatial tasks, multi-modal inputs, and the need for modular generated code, CoT is thought to be a promising tool for integrating language models and robotics [4].

Although known to enhance LLM reasoning, CoT has shortcomings in sub-task planning and code generation [5, 6]. Prior work has shown that compared to CoT alone, multi-agent debate outperforms single model baselines in reasoning, factuality, and question-answering tasks. [6] In this regard, supplementing CoT with structured multi-agent adversarial debate could potentially provide more reliable action sequences, particularly for complex spatial tasks whose performance is historically limited.

Recent work [7] extends the chain-of-thought approach by adding a diverse set of reasoning paths and performing majority voting among independent LLMs. The Socratic method employs deductive, inductive, and abductive reasoning to ensure consistency and accuracy of inference. The Socratic method deals with all aspects of critical thinking, including definition, clarification, and cross-examination [7]. This comprehensive approach to reasoning can lead to improved output quality and consistency [7]. Of interest in this work is whether or not the Socratic method can enhance the logic of generated sub-task lists and coding sequence(s).

In this preliminary study, our objectives are two-fold. First, demonstrate the application of LLMs to robotics for a simulated real-world task. Given the aforementioned limitations of CoT alone, we then evaluate the effectiveness of a modified Socratic Chain-of-Thought (CoT) reasoning strategy in terms of proportion of tasks successfully completed and time to execute.

Tiago Robot (Webots)



Reasoning Strategy

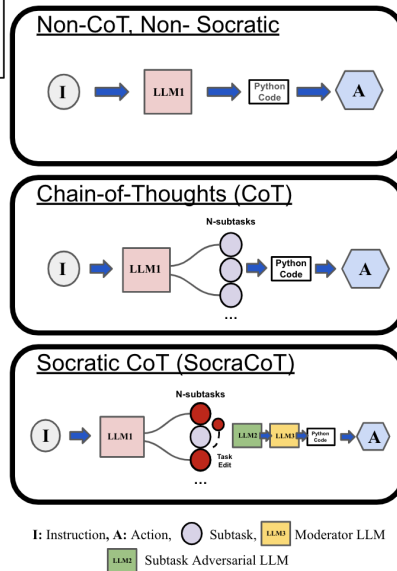


Fig. 1. Experimental setup for evaluating the effectiveness of a Socratic CoT reasoning strategy when applied to robotics in a simulated environment. Leftmost picture shows the simulated Tiago robot, which is equipped with an odometer placed on its chassis, two differential wheels and one Astra Depth camera placed on its head, which can output both RGB and depth images. The robot also has a Hokuyo Lidar on its chassis for obstacle avoidance. The middle picture details the objects used for testing and the possible actions for the robot. The rightmost picture shows the 3 scenarios we tested and benchmarked against, the first one being vanilla setup without any chain-of-thought nor Socratic participation, the second one includes chain-of-thought strategy, and the third one employs Socratic method on both chain-of-thought strategy and task code generation for completing the designated task described in natural language.

II. METHODOLOGY

A. Simulation Environment

Webots (version R2023b) is an open source multi-platform desktop application that supports modeling, programming and simulating robot interactions with applied objects and force regimes. Robots have different locomotion schemes (wheeled robots, legged robots, or flying robots) and are equipped with a number of sensor and actuator devices including distance sensors, drive wheels, cameras, motors, touch sensors, emitters, and or receivers. Robots are programmed by the user via the controller console. In this study, we utilized a simulated office environment in Webots ROS2 package to connected to the back-end powered by GPT-4(Omni). For consistency, we use GPT-4(Omni) in all the LLM queries in the context of this experiment. A simulated Tiago Lite robot is used in the simulation as described in *Figure 1*. The robot is tasked with moving to an object in a predetermined array of positions in the office environment and stop within a specified distance. The details of the experiment setup can also be found in *Figure 1*.

III. TASK DESCRIPTION

The high-level task we assigned to the robot is move to certain distance from a target object. The task can be further broken down into the following components:

- **Object Identification:** the Tiago robot must identify a target object in the office environment. The environment is

supplied with non-target objects common to that setting. We implemented four separate objects of varying size and complexity including a green bottle, white horse, orange cat, and black leather chair.

- **Starting Position:** The Tiago robot is placed at a starting position within 10 meters of the target object facing away from it. We cycle the robot through a set of starting positions for each object search task and test performance over a series of runs.
- **Control Commands:** The robot is capable of turning right, left, advancing forward, reversing, and stopping. The robot can rotate in place (turn radius of 0 meters) or on a range of arc radii (0 meters to 15 meters). The command used to control the robot is in the format of Twist message in ROS2 geometry_twist/msgs, which consists of velocity waypoint commands in linear and angular components.
- **Stopping Position:** The Tiago robot must utilize its Astra depth camera, explore the surroundings, move on a path of any geometry toward the target object and stop within a specified distance from the object.

The LLM is given some contextual information about the robot and its environment, as well as its control interface script in Python. The LLM needs to complete the incomplete function "move_robot", to guide the robot and complete the task. The LLM is not finetuned, nor does it receive example outputs beyond the aforementioned content.

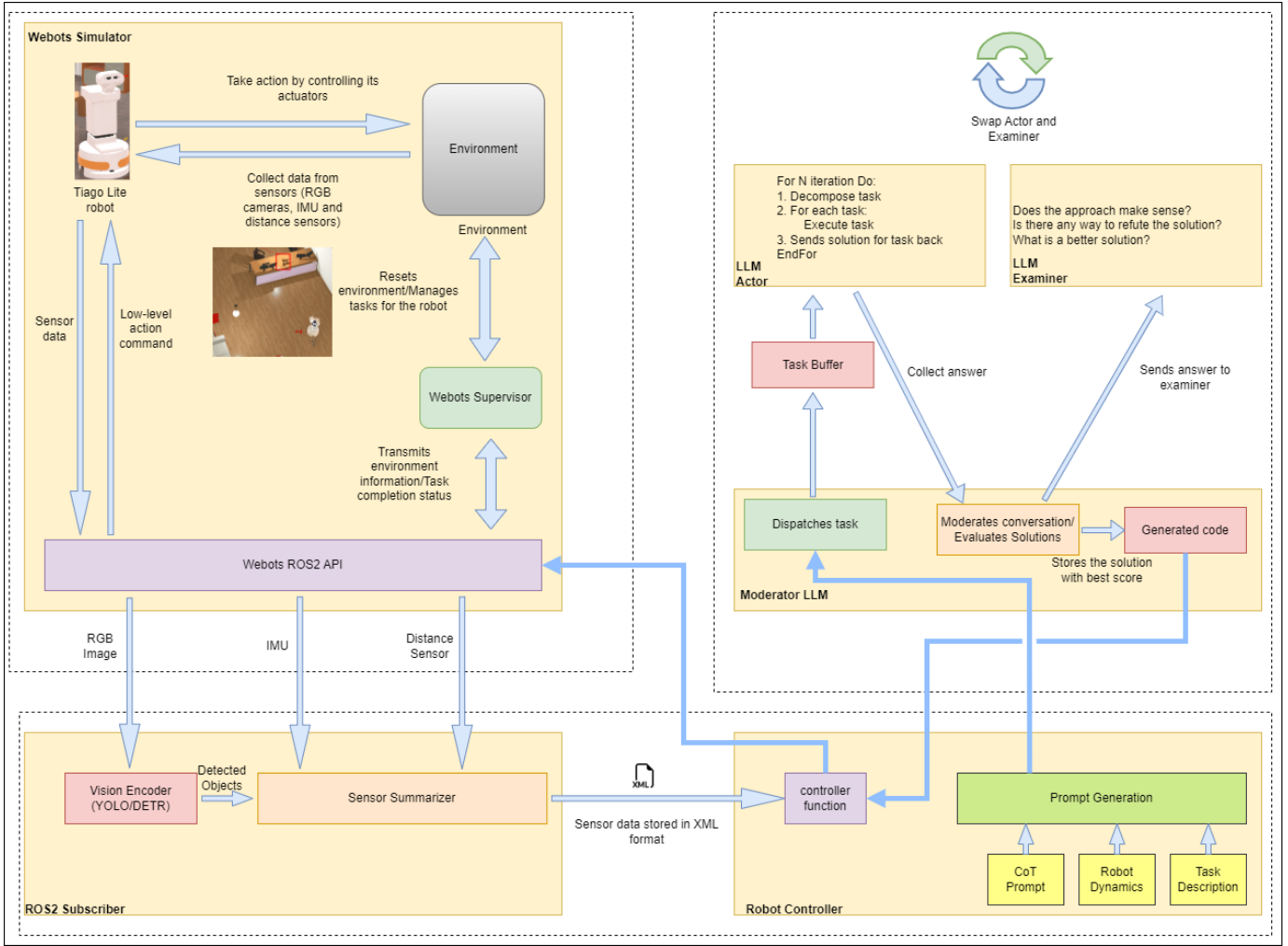


Fig. 2. Proposed SocraCoT framework in high-level view, it consists of an actor LLM and an examiner LLM, whose roles get interchanged as they are “debating” over many iterations. The bottom component is responsible for constructing prompt, making queries to LLM API endpoint, collecting responses, and postprocessing the responses to control the robot. This module also subscribes to the sensor data published by the Webots ROS2 bridge, and makes decisions by calling the “move-robot” function generated by the LLM. The upper right component is responsible for LLM query and debate, by firstly asking the LLM (actor) to generate a list of subtasks, then by employing Socratic method, makes another LLM (critic) query to generate a revised list of subtasks. Afterwards, queries are made to LLM (moderator) for generating the code for the incomplete function “move-robot”. The code generated is then reviewed and improved to ensure its robustness. The generated code is then plugged into the running Python script and executed in real time.

IV. ARCHITECTURE

There are 3 major components in the implementation as shown in *Figure 2*.

A. Simulation environment and robot

The first component is the simulated robot and its environment in Webots as discussed above. The robot interacts with the environment, moves around by controlling its differential wheels after receiving velocity control waypoint commands, and collects sensor data from its odometer and depth camera. The depth camera outputs both RGB and depth image in 640×480 pixels, and the odometer outputs robot positional and velocity data in ROS2 nav_msgs/Odometry message.

B. Controller and prompting

The second component is responsible for control and prompt generation, and acts as a middleman between the simulated environment and the LLM API endpoint. The controller node subscribes to both the depth camera and odometer ROS2 publisher, and calls controller function `move_robot` every 10 frames, which translates to 0.1 seconds in simulation time.

C. LLM query and response postprocessing

The third component is responsible for coordinating debate between LLM models and collecting useful responses to control the robot as detailed below:

- LLM_A is firstly tasked to break down the high level task into a list of doable subtasks L_A
- Apply the Socratic method to ask LLM_B to evaluate the response L_A , and re-generate a revised list of tasks L_B .

- Provide robot control interface script in Python as prompt, and the L_B , ask LLM $_C$ to generate code C_c incomplete controller function `move_robot`, and collect response.
- Apply the Socratic method to ask LLM $_D$ to revise the generated code, and reflect whether it suffices to complete the designated task. Meanwhile, the robot is asked to think of corner cases in which C_c fails to cover, and re-generate the modified code C_d , which is then plugged into the original control interface script and executed every time sensor data gets updated.

V. PROMPT DESIGN

The high-level task given to the robot is described in natural language, as in *Figure 2*, and is in the the following format: “Move to the <object> on the table, stop when you are <N> meter away from it.” In which object and N are user-defined. Zero-shot chain-of-thought is then used for generating a list of doable subtasks as described in *Figure 3*. The response is then collected and another query to LLM endpoint is performed to generate a modified list of subtasks. In this process, the LLM is encouraged to think of adversarial cases in which the previous list of tasks may fail. As described in [7], this corresponds to the method of dialectic, which explores the corner cases and makes the search for answer diversified. After collecting the response, a third query to LLM is required to generate the incomplete function `move_robot`, which utilizes updated sensor data and sends the robot velocity waypoints control command by constructing a ROS2 Twist message, and publishes it, as described in *Figure 4*. Here, the method of Mieuxtics is employed, as it proposes generated code based on a list of subtasks to be followed. A final query to another LLM is then performed by making it act as a strict code reviewer that actively seeks for syntax errors, reflects upon the logic and supplies revised lines for completing the `move_robot` function, by employing the method of counterfactual reasoning, as described in *Figure 5*.

VI. EVALUATION

During each experimental run (for an object and starting position pair) the robot is awarded 0-1 point for task completion. Scoring is performed by two independent human observers to ensure fairness. A consensus score is reported. A **score of 0** is awarded if the robot fails to find the target object, produces an incomplete path, or prematurely stops due to an error in the generated code. A **score of 0.5** is awarded if the object is identified and path is traversed, but the robot fails to stop in the designated 1 meter radius from the target object. A **score of 1** is awarded if the robot completes the task as described.

Of note, we do not apply a time limit for execution. We allow the experimental run to continue until the task is completed or aborted due to failures described above. If the robot displays no motion, we prematurely stop the run and assign a score of 0, as shown in *Figure 6*. **A total of 20 runs were executed; 5 runs per object (bottle, cat, horse, chair)**. The total cumulative score was computed for each object and plotted for Non-CoT/Non-SocraCoT, CoT, and

LLM1:

System: You are an expert in robotics navigation, perception and planning.

User: You are a Tiago robot in simulation environment, you are equipped with Astra depth camera which can give you information about detected objects and their positions relative to you, you also have two wheels on your chassis and you can rotate in place or move linearly. You should actively make the robots explore the environment if the object is not detected at first. Please use the odometry and sensor information to locate the object relative to you by employing visual-inertial odometry. You are tasked with <TASK DESCRIPTION>, please break the task into subtasks, please make each subtask doable and easy to implement. Please only output the subtasks and nothing else

System:

<RESPONSE 1>

Restriction on Output

LLM2:

System: "You are an expert in robotics navigation, perception and planning."

User: Here is the problem statement: <TASK DESCRIPTION>, and here is the LLM response for breakdown of the task:

<RESPONSE 1>

Please think adversarial cases in which the above list of subtasks can fail

System: <RESPONSE 2>

User: Based on the above analysis, give a modified list of subtasks to achieve the objective that addresses these corner cases. You should make each subtask doable and straightforward. Please only output the list of subtasks.

System: <RESPONSE 3>

Fig. 3. Prompt template used for breaking down the high-level task.

LLM3:

System: Here is a breakdown of the task:

<RESPONSE 3>

Here is the script for controlling the robot:

<INCOMPLETE SCRIPT FOR CONTROLLING THE ROBOT>

User: you are equipped with Astra depth camera which can give you information about detected objects and their positions relative to you, the camera is facing forward. you also have two wheels on your chassis and you can rotate in place or move linearly. All your sensors are already initiated and calibrated, please do not re-initialize them. Please only output the code for function `move_robot` and do not explain afterwards. Please use visual-inertial odometry to locate the object of interest relative to you. Please utilize state and memory variables and odometry data to store and estimate robot state. Please complete only the `move_robot` function in the robot control script given. Please complete the function according to *break-down* list of tasks, and do not output anything else. Do not write additional helper function outside the `move_robot` function.

Fig. 4. Prompt template used for generating the code for completing the robot controller function.

Here is the task you need to solve: <TASK DESCRIPTION>
and here is the LLM generated code for completing the task:
<GENERATED CODE BLOCK>
Please think about what could go wrong with the code and fix it if that is the case.
Please fix any syntax error and do not assume the code just works for granted. Please only give the modified code and nothing else, please do not explain it after.

Fig. 5. Prompt template used for revising the code through the method of counterfactual reasoning.

SocraCoT reasoning strategies. The maximum possible score is 5 - denoting task completion for all 5 runs for each object. The time associated with execution was recorded and averaged as described above (SD error bars represented).

Score Definition

0 Points	0.5 Points	1 Point
Failure to locate object and/or incorrect object, incomplete path to object, premature stopping	Locates object but fails to stop within 1 meter radius of the object.	Locates object and stops within 1 meter of the object (irrespective of time to execute).

*We perform 5 runs for each object; bottle, cat, horse, and chair (20 total runs). The scores for each object are averaged and plotted against competing reasoning strategies.

Fig. 6. Scoring method used to evaluate task completion outcomes

VII. RESULTS

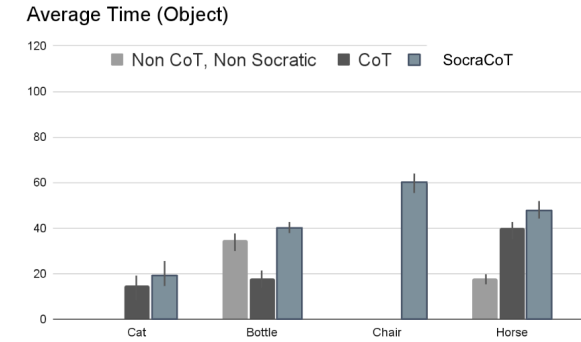
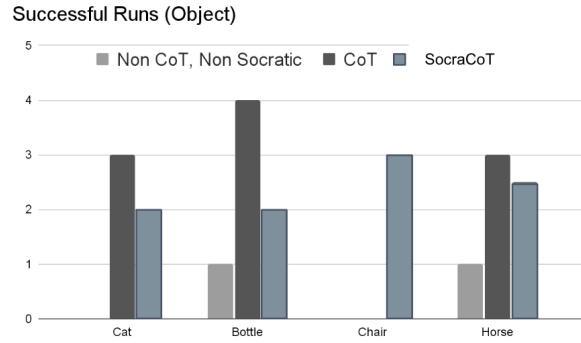
In this study, we sought to explore the effectiveness of a Socratic chain-of-thoughts reasoning method (SocraCoT) for completing a spatial task with robotics. Compared to CoT alone, Socratic reasoning shows potential in strengthening logic in generated sub-task lists, as plotted in *Figure 7*. This is especially useful for robotics, wherein a generated chain-of-thoughts must not only decompose a task, but also ensure it can be translated to a logical coding sequence in the real world. To our knowledge, this is the first time a study has been performed that combines the Socratic method and chain-of-thoughts reasoning to generate code for robotic task planning and execution.

Both CoT and SocraCoT reasoning strategies revealed improved task outcomes with higher successful run count compared to the non-CoT/non-SocraCoT approach. Of the failed runs for non-CoT/non-SocraCoT, a majority of errors were attributed to code failure or incorrect object identification. Both CoT and SocraCoT revealed less frequent code errors and instead failed due to poor object tracking and distance measurement (missing the 1m stopping radius, thus being awarded 0.5 points). Although seemingly more effective for task completion, there was a significant execution time and token cost associated with CoT and SocraCoT.

VIII. DISCUSSION

A. Limitations

We would like to address shortcomings in our evaluation method, with emphasis on the need for more rigorous performance metrics for quality of subtask list, quality of code, and task completion rate (e.g. formulate scores for length and computational efficiency). It is also of interest to develop a robust prompt engineering method to ensure reasoning strategies are fully optimized, and enable a true ablation test for the effectiveness of the Socratic method. It is possible that inconclusive findings regarding the effectiveness of SocraCoT arose from suboptimal prompting. For example, we observed that the LLM struggles with spatial perception and state estimation. This could possibly stem from the fact the LLM only keeps faint knowledge of ROS2 Odometry messages, and needs to output code to unpack its value so that



Successful runs quantified as the sum of points; average time computed as the mean execution time over N=5 runs per object for 4 objects. SD error bars are represented in the Average Time (Object) plot.

Fig. 7. Task completion outcomes scored by cumulative score for successful runs, and time to execute (seconds). Scoring was performed by two observers. Consensus scores are represented.



Fig. 8. Simulation environment demonstrating object orientation, final subtask list from LLM1 and LLM2 debators, and code sequence generated by LLM3 (moderator).

linear and angular positional information can be useful. It is also rumored that GPT-4 has undergone architectural changes in its backend by employing the mixture-of-experts [9] method for increased computational efficiency. As a tradeoff, the response from GPT-4, even with the same hyperparameter and prompt, is no longer consistent; it depends on which gating network receives the input query and which network the input is routed to. Such behavior of GPT-4 could be detrimental to code generation tasks, as it requires consistent performance to generate working and robust code. A slight deviation could

lead to broken or non-working code, which consists of over 90% percent of failures in our experiment.

B. Prompt strategy

There are several improvements that could be applied to our prompt strategy. The most obvious improvement is the incorporation of more domain knowledge in the prompt. We could add more functions in the control interface script, regarding localization and perception tasks, and by utilizing the set of working functions, the LLM can focus more on handling high-level planning and decision tasks instead of spending tokens in dealing with lower-level tasks. A RAG (retrieval-augmented generation) [11] module can also be added for LLM to lookup robotics related knowledge stored in a vector database and offload some domain-specific tasks. In addition, we could increase the number of rounds for debate, while having an LLM agent evaluate their solutions. The evaluation scores from multiple rounds of debate could be used for cherry-picking the final solution that is applied for task completion.

C. Component level improvement

Another possible improvement is to refactor certain components within the robotics tasks. One method is to take advantage of Wasserstein distance and mutual information as in [8]. Despite it is challenging to compute Wasserstein distance for generated code, we propose a new framework through EVINCE framework to aid with robotics localization and perception, thus mitigating LLM’s struggle in spatial awareness. Here we propose the adaptation of EVINCE algorithm on object localization as described in alg. 1. Furthermore, we hereby propose EVINCE-LoC, a modified EVINCE method, hoping to tackle the challenges of object localization and state estimation.

IX. CONCLUSION

We wish to further explore the effectiveness of SocraCoT through prompt engineering and modulation of task difficulty. It is of interest to see whether Socratic reasoning, when combined with a series of refinement options, enables the robot to succeed in highly complex and or dynamic tasks.

REFERENCES

- [1] Sai Vemprala, Rogerio Bonatti, Arthur Buckner, and Ashish Kapoor. *ChatGPT for Robotics: Design Principles and Model Abilities*, <https://arxiv.org/abs/2306.17582>. **arXiv**, 2023.
- [2] Yao Mu, Qinglong Zhang, Mengkang Hu, Wenhai Wang, Mingyu Ding, Jun Jin, Bin Wang, Jifeng Dai, Yu Qiao, and Ping Luo. *EmbodiedGPT: Vision-Language Pre-Training via Embodied Chain of Thoughts*, https://proceedings.neurips.cc/paper_files/paper. **NeurIPS**, 2023.
- [3] Zihan Yu, Liang He, Zhen Wu, Xinyu Dai, and Jiajun Chen. *Towards Better Chain-of-Thought Prompting Strategies: A Survey*, <https://arxiv.org/pdf/2310.04959>. **arXiv**, 2023.
- [4] Xue Jiang, Yihong Dong, Lecheng Wang, Zheng Fang, Qiwei Shang, Ge Li, Zhi Jin, and Wenpin Jiao. *Self-planning Code Generation with Large Language Models*, <https://arxiv.org/pdf/2303.06689>. **arXiv**, 2023.
- [5] Igor Mordatch, Yilun Du, Antonio Torralba, Shuang Li, Joshua Tanenbaum. *Improving Factuality and Reasoning in Language Models through Multiagent Debate*, <https://arxiv.org/abs/2204.00598>. **arXiv**, 2023.

Algorithm 1 EVINCE-LoC

- 1: **Collect Input:** Actively explore the environment, collect a trajectory sample data $\mathcal{S} = \{\mathbf{Object}_i, \mathbf{Odometry}_i\}$, with each frame at timestamp i including odometer and detected objects. Stop when you are have discovered the objects of interest;
 - 2: **Input:** Sample data \mathcal{S} , voxelized space \mathcal{C} ; Two equally competent LLMs: \mathbf{LLM}_A and \mathbf{LLM}_B ;
 - 3: **Output:** P_f , final probability distribution over voxelized space \mathcal{C} ;
 - 4: **Variables:** t : debate round; $R = \emptyset$ aggregated arguments; $P_A^{(t)}, P_B^{(t)}$: prediction distributions of \mathbf{LLM}_A and \mathbf{LLM}_B on \mathcal{C} of round t ; $R_A^{(t)}$ and $R_B^{(t)}$: supporting data within sensor frames, $\Delta = 90\%$: debate contentiousness, initialize to high to foster adversary between LLMs(opposite corners of a room); p : prompt = "Predict positional probability distribution of <OBJECT> on voxelized space \mathcal{C} with \mathcal{S} and R at contentiousness Δ ";
 - 5: **Functions:** **CRIT** [7], Critical Reading Inquisitive Template for evaluating argument quality; **ARA** [10], Algorithmic Robust Aggregation for optimal prediction aggregation
 - 6: **Initial Predictions** $t = 0$: LLMs generate their predictions in probability distributions with supporting sensor frames: $(P_A^{(t=0)}, R_A^{(t)}) = \mathbf{LLM}_A(\mathcal{S}, p)$, $(P_B^{(t=0)}, R_B^{(t)}) = \mathbf{LLM}_B(\mathcal{S}, p)$
 - 7: **Debate Iterations:**
 - 1) **Update Predictions:**
Calculate the confidence-based weights using the inverse of entropy: $\alpha = 1/(H(P_A^{(t)} + 1), \beta = 1/(H(P_B^{(t)} + 1)$
Use the blending mechanism to update predictions:
 $P_A'^{(t)} = \alpha P_A^{(t)} + (1 - \alpha)P_B^{(t)}$,
 $P_B'^{(t)} = \beta P_B^{(t)} + (1 - \beta)P_A^{(t)}$
 - 2) **LLMs Generate New Predictions:** Both LLMs use accumulated $R = R \cup R_A^{(t)} \cup R_B^{(t)}$
 $(P_A^{(t+1)}, R_A^{(t+1)}) = \mathbf{LLM}_A(P_B'^{(t)}, R, p)$,
 $(P_B^{(t+1)}, R_B^{(t+1)}) = \mathbf{LLM}_B(P_A'^{(t)}, R, p)$
 - 3) **Exit Condition Check with Wasserstein distance:**
If $\text{WD}(P_A^{(t+1)}, P_B^{(t+1)}) < \epsilon$ **EXIT**; $t = t + 1$, $\Delta = \Delta \times 80\%$.
 - 8: **Final Decision:** Weighted prediction by quality scores of the evaluator e.g., **CRIT**
 $P_f = \Omega_A P_A^{t+1} + \Omega_B P_B^{(t+1)} / \Omega_A + \Omega_B$
 - 9: **Output Location:** $P(\text{OBJECT}) = \arg \max_k P_f(k)$, in which k denotes the index of voxels in the environment.
-

- [6] Andy Zheng, Maria Attarian, Brian Ichter, Stefan Welker, Federico Tombari, Aavek Purohit, Johnny Lee, Vincent Vanhoucke, Pete Florence. *Socratic Models: Composing Zero-Shot Multimodal Reasoning with Language*, <https://arxiv.org/abs/2305.14325>. **arXiv**, 2023.
- [7] Edward Y. Chang *Prompting Large Language Models With the Socratic Method*, <https://arxiv.org/abs/2303.08769>. **arXiv**, 2023.
- [8] Edward Y. Chang *EVINCE (Entropy Variation and Information Competence)*, *Stanford InfoLab Technical Report* June 6th, 2024
- [9] Robert A. Jacobs, Michael I. Jordan, Steven J. Nowlan, and Geoffrey E. Hinton. *Adaptive Mixtures of Local Experts*. *Neural Computation*, 3(1):79–87. 1991
- [10] Yongkang Guo, Jason D. Hartline, Zhihuan Huang, Yuqing Kong, Anant Shah, and Fang-Yi Yu *Algorithmic robust forecast aggregation*. *Preprint*, [arXiv:2401.17743](https://arxiv.org/abs/2401.17743). 2024
- [11] Yunfan Gao, Yun Xiong, Xinyu Gao, Kangxiang Jia, Jinliu Pan, Yuxi Bi, Yi Dai, Jiawei Sun, Meng Wang, Haofen Wang *Retrieval-Augmented Generation for Large Language Models: A Survey*. <https://arxiv.org/abs/2312.10997> 2023