
FLOW MATCHING FOR DISCRETE SYSTEMS: EFFICIENT FREE ENERGY SAMPLING ACROSS LATTICE SIZES AND TEMPERATURES

Ping Tuo

Bakar Institute of Digital Materials for the Planet
University of California, Berkeley
Berkeley, 94720, CA, United States
Institute of Science and Technology Austria
Am Campus 1, 3400, Klosterneuburg, Austria
tuoping@berkeley.edu

Zezhu Zeng

Institute of Science and Technology Austria
Am Campus 1, 3400, Klosterneuburg, Austria

Jiale Chen

Institute of Science and Technology Austria
Am Campus 1, 3400, Klosterneuburg, Austria

Bingqing Cheng

Department of Chemistry
University of California, Berkeley
Berkeley, 94720, CA, United States
Institute of Science and Technology Austria
Am Campus 1, 3400, Klosterneuburg, Austria

March 12, 2025

ABSTRACT

Generative models have advanced significantly in sampling material systems with continuous variables, such as atomistic structures. However, their application to discrete variables, like atom types or spin states, remains underexplored. In this work, we introduce a Boltzmann generator built on discrete flow matching, specifically tailored for systems with discrete phase-space coordinates (e.g., the Ising model or crystalline compounds). This approach enables a single model to sample free energy surfaces over a wide temperature range with minimal training overhead. In addition, the model generation is scalable to larger lattice sizes than those in the training set. We demonstrate the effectiveness of our approach on the 2D Ising model, showing efficient and reliable free energy sampling. This framework provides a scalable and computationally efficient solution for discrete coordinate systems and can be extended to sample the alchemical degrees of freedom in crystalline compounds.

Keywords discrete flow matching, Boltzmann distribution, Ising model, size scalability, conditioned generation

1 Introduction

Estimating the free energy surface (FES) of the alchemical space of crystalline solids with different elements, which is isomorphic to an Ising spin system or a lattice model, has traditionally relied on stochastic sampling methods, such as Markov chain Monte Carlo (MCMC) simulations [1]. MCMC methods sample by constructing a Markov chain whose equilibrium distribution matches the target distribution, with common approaches like Metropolis-Hastings [2], simulated annealing [3], and replica exchange [4, 5] helping to overcome challenges like metastability and slow

convergence. These methods sample from the Boltzmann distribution in the long run, but many simulation steps are needed to produce a statistically independent sample. This is because complex systems often have metastable (long-lived) phases or states and the transitions between them are rare events. For instance, for the Ising model on a 24×24 square lattice slightly below the critical temperature ($T = 0.88T_c$), more than 10^9 MC steps are required to flip the overall magnetization direction; at a lower temperature ($T = 0.79T_c$), the flipping failed to happen after 10^{12} MC steps.

Recently, deep generative models, such as normalizing flows and flow matching, have emerged as promising methods for estimating free energy surfaces (FES). By mapping the complex configurational space with a Boltzmann distribution to a simpler latent space, these models enable more efficient exploration [6, 7, 8]. This approach, termed the Boltzmann generator (BG) by Noé et al. [6], can be especially advantageous when combined with traditional sampling methods. For instance, Invernizzi et al. [9] and Wang et al. [10] used BGs to reduce the number of replicas required in replica exchange schemes. Olehnovics et al. [11] employed BG for more efficient reweighting in targeted free energy perturbation. Evans et al. [12, 13] applied diffusion models to compute the committor function, and Duan et al. [14] used BGs to simulate reaction paths. Together, these examples underscore the versatility and potential impact of deep generative modeling for advancing the study of complex free energy landscapes.

Although substantial progress has been made in applying BGs to continuous spaces, their use in discrete systems, such as spin lattices, remains comparatively underexplored. In particular, for the Ising model where the spins take values in $\{-1, 1\}$, the continuous-space BG formulations do not apply. To address this gap, various approaches have been developed for generating discrete coordinates, including masked modeling [15, 16], autoregressive models [17, 18], discrete diffusion models [19, 20, 21, 8, 22, 23, 24], and discrete flow matching [25, 26, 27, 28, 29, 30]. Masked modeling techniques use multiple iterations of masking and filling to gradually reconstruct the entire input [15, 16]. Autoregressive models generate discrete sequences element by element, capturing strong dependencies [17, 18]. They can be effective in many settings, though scaling to high-dimensional data requires careful consideration. Discrete diffusion models extend denoising diffusion from continuous to categorical data [19, 20, 21, 8, 22, 23, 24], leveraging iterative sampling steps to reconstruct complex distributions. In contrast, discrete flow matching learns a deterministic transformation from a simple distribution to the target distribution without iterative noise addition and removal, offering a faster inference process compared to iterative approaches [25, 26, 27, 28, 29, 30].

In this work, we developed a BG that operates within the alchemical space, i.e. the discrete coordinate space of spin values, based on discrete flow matching (FM). The model exhibits two key advancements in transferability: (1) it generates the FES across multiple temperatures using one trained model; (2) after being trained on the MCMC data of a small lattice, the model is scalable to lattices of arbitrary sizes. In Section 2.1, we detail the specific flow matching formulations used in this work. After describing the algorithm, in Section 2.2, we apply the model to generate the FES of a 2D square-lattice Ising model with the Hamiltonian $H = -\sum_{i=1}^N \sum_{j=1}^N J_{ij} s_i s_j$, where N is the number of lattice sites, $s_i \in \{+1, -1\}$, and $J_{ij} = 1$ if sites i and j are nearest neighbors (and 0 otherwise). Finally, in Section 2.3.1, we show how to achieve multi-temperature generation by using the guidance technique.

2 Results

2.1 Flow matching on the simplex

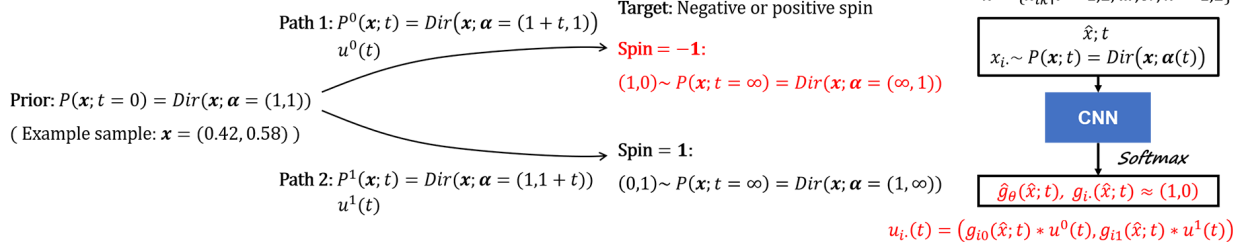
For an Ising model, each spin s_i at the i -th lattice site can take one of two states: $\{+1, -1\}$. We represent these two states with a categorical distribution, using probabilities $\mathbf{x}_i = (x_{i0}, x_{i1})$ that satisfy $x_{i0} + x_{i1} = 1$. To describe the distribution of \mathbf{x}_i , we use the Dirichlet distribution, which has the probability density function [31]:

$$P(\mathbf{x}_i | \boldsymbol{\alpha}) = \text{Dir}(\mathbf{x}_i; (\alpha_0, \alpha_1)) = \frac{\Gamma(\alpha_0) \Gamma(\alpha_1)}{\Gamma(\alpha_0 + \alpha_1)} x_{i0}^{\alpha_0-1} x_{i1}^{\alpha_1-1}, \quad (1)$$

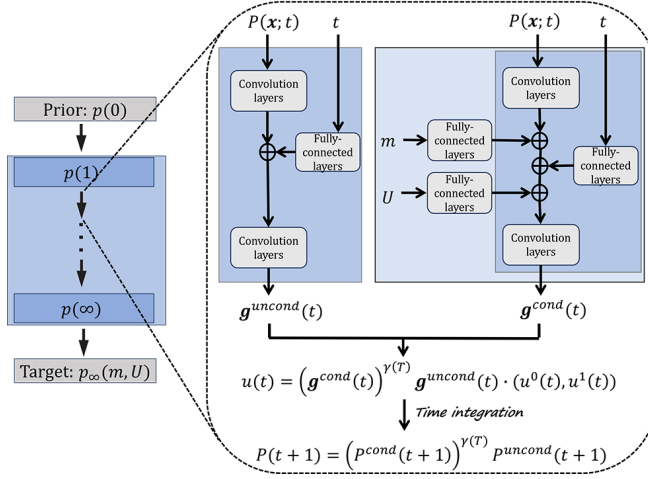
where α_k are the concentration parameters, and $\Gamma(\cdot)$ is the gamma function [32]. Eq. 1 describes the probabilities of the two states of an independent spin.

In flow matching, we consider a noisy prior distribution $\mathbf{x}(0) \sim P(\mathbf{x}; 0)$ at $t = 0$, and a target data distribution $\mathbf{x}(\infty) \sim P(\mathbf{x}; \infty)$ at $t = \infty$, and train a neural network against a velocity field that transports $P(\mathbf{x}; 0)$ to $P(\mathbf{x}; \infty)$. The state $\mathbf{x}(t) \sim P(\mathbf{x}; t)$, evolves deterministically according to an ordinary differential equation (ODE), with boundary conditions $\mathbf{x}(0)$ at $t = 0$ and $\mathbf{x}(\infty)$ at $t = \infty$. The objective of FM is to learn a smooth transformation that aligns with these conditional distributions across all times, by minimizing the difference between the learned and target flows along the trajectory.

(a) Flow matching workflow



(b) Multi-temperature flow matching workflow



(c) Size preserving convolution layer

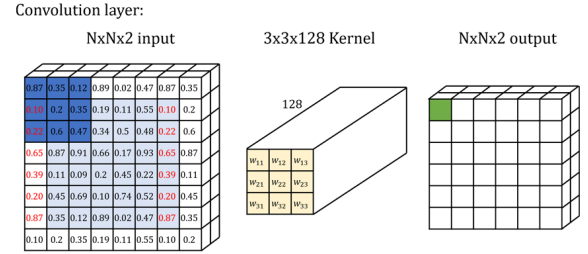


Figure 1: Alchemical Flow Matching Generator: (a) The workflow of the alchemical generator operating on the i -th spin of an Ising lattice. The spin state of the i -th lattice site is represented by a vector $x_i(t = \infty) = \begin{cases} (1, 0), & \text{if } s_i = -1 \\ (0, 1), & \text{if } s_i = 1 \end{cases}$, where $x_i = (x_{i0}, x_{i1})$. The process of flow matching unfolds as follows: The initial alchemical coordinate, $x_i(t = 0)$, is sampled from a Dirichlet distribution: $x_i(t = 0) \sim \text{Dir}(x; \alpha = (1, 1))$. This ensures a uniform random initialization where $x_i(t = 0)$ takes any value within $[0, 1]$ with even probability. The random prior, $x_i(t = 0)$, is fed into a size-preserving convolutional neural network (CNN). The output of the CNN is trained against a classifier with one-hot encoded labels: $g = (1, 0)$ corresponding to $s = -1$, $g = (0, 1)$ corresponding to $s = 1$. The alchemical velocity at time t is computed using the classifier’s output as: $u(t) = g \cdot (u^0(t), u^1(t))$. The velocity $u^0(t)$ leads from random vector $x_i(t = 0)$ to $x_i(t = \infty) = (1, 0)$, and the velocity $u^1(t)$ leads from $x_i(t = 0)$ to $x_i(t = \infty) = (0, 1)$. The analytical expressions of $u^0(t)$ and $u^1(t)$ are given in Appendix A. The calculated alchemical velocity $u(t)$ is integrated over time to trace the probability path, yielding the time evolving tensor $\hat{p}(t)$. The integration continues over time, resulting in $\hat{p}(t = \infty) = x_i(t = \infty)$, the target alchemical coordinate. (b) The workflow for multi-temperature flow matching by applying a guidance facilitated by a conditional flow model. The temperature dependent parameter $\gamma(T)$ controls the temperature of the generated ensemble. (c) Schematic of a size preserving convolution layer with kernel size 3×3 and cyclic padding, that performs on an input tensor of dimensions $(H, W, 2)$ and produces an output tensor of the same dimensions $(H, W, 2)$. The CNN model used in this work consists of 12 such size preserving convolution layers.

For each spin of an Ising lattice, we define the noisy prior as a Dirichlet distribution with the parameters α given by all ones vector:

$$P(\mathbf{x}; 0) = \text{Dir}(\mathbf{x}; \alpha = (1, 1)), \quad (2)$$

where x_k , $k \in \{0, 1\}$ takes any value within $[0, 1]$ with equal probability. Flow proceeds by increasing the k -th entry of α with time:

$$\begin{aligned} P(\mathbf{x}|\mathbf{x}(\infty); t) &= \text{Dir}(\mathbf{x}; \alpha = (1, 1) + t \cdot \mathbf{x}(\infty)) \\ &= \begin{cases} P^0(t) := \text{Dir}(\mathbf{x}; \alpha = (1 + t, 1)), & \text{if } \mathbf{x}(\infty) = (1, 0) \\ P^1(t) := \text{Dir}(\mathbf{x}; \alpha = (1, 1 + t)), & \text{if } \mathbf{x}(\infty) = (0, 1) \end{cases} \end{aligned} \quad (3)$$

and push the probabilities to the k -th vertices of the simplex. The resulting target distribution at $t = \infty$ has only one sample: $\mathbf{x}(\infty) = \begin{cases} (1, 0), & \text{if } P^0(\infty) \\ (0, 1), & \text{if } P^1(\infty) \end{cases}$.

The corresponding velocity field is

$$u(\mathbf{x}|\mathbf{x}(\infty); t) = \begin{cases} u^0(t) := C(x_0, t)((1, 0) - \mathbf{x}), & \text{if } \mathbf{x}(\infty) = (1, 0) \\ u^1(t) := C(x_1, t)((0, 1) - \mathbf{x}), & \text{if } \mathbf{x}(\infty) = (0, 1) \end{cases} \quad (4)$$

where $C(x_k, t)$ is provided in Appendix A. In practice, since the velocity field can be analytically calculated, we can compute it beforehand and train a neural network to predict a classifier $g(\mathbf{x}|\mathbf{x}(\infty); t)$ to approximate $\mathbf{x}(\infty)$ that chooses from the two cases of probability path in Eq. 3. This analytic formulation automatically ensures normalization for the variance-exploding path [33], in comparison to alternative discrete flow matching methods that require training to maintain normalization [27, 26, 28]. As a result, one can take advantage of a broad suite of well-established continuous flow matching techniques, including stable numerical integration and direct velocity-field parameterization.

Training is conducted via a cross-entropy loss [25]:

$$L_{\text{CE}} = \lambda_{\text{CE}} D_{\text{KL}}[g|\mathbf{x}(\infty)]. \quad (5)$$

where λ_{CE} is the prefactor used to tune the weight of the loss during training. At inference, we then parameterize the vector field via [25]:

$$v(\mathbf{x}; t) = \sum_{k=0}^1 u^k(t) \frac{g_k(\mathbf{x}|\mathbf{x}(\infty); t) P^k(\infty)}{P(\mathbf{x}; t)}. \quad (6)$$

The velocity is integrated over time to trace the probability path. In practice, the probability path converges to the target distribution at $t \gtrsim 9.0$. Algorithms 1 and 2 describe training and sampling with trained flow matching models in detail.

Algorithm 1 Training the flow model

Require: Training data $\mathbf{x}(\infty)$

- 1: **Initialize** g_θ with random parameters θ .
 - 2: **repeat**
 - 3: $\mathbf{x}(0) \sim \text{Dir}(\alpha = (1, 1))$
 - 4: $t \sim \text{Exp}(0.5)$
 - 5: $\mathbf{x}(t) \sim \text{Dir}(\alpha = (1, 1) + \mathbf{x}(\infty) \cdot t)$
 - 6: Take gradient descent step on $D_{\text{KL}}[g_\theta(\mathbf{x}(t), t)|\mathbf{x}(\infty)]$
 - 7: **until** $D_{\text{KL}}[g_\theta(\mathbf{x}(t), t)|\mathbf{x}(\infty)]$ converged
-

We train a convolutional neural network (CNN) model against the classifier. The predicted probability path matches the probability of each individual spin against the training data, while capturing their dependence on neighboring spins through the convolutional layers. Cyclic padding [34] is employed to incorporate periodic boundary conditions and enable scalability across different lattice sizes, as illustrated in Figure 1c.

For the Boltzmann distribution, accurately modeling the probabilities of configurations with multiple interacting spins can be achieved more effectively by using an energy-based loss function [6, 35, 36]. Specifically, we define:

$$L_{\text{E}} = \lambda_{\text{E}} D_{\text{KL}} \left[e^{-U(\hat{\mathbf{x}}(\infty))/\sigma} \parallel e^{-U(\hat{g}_\theta(t))/\sigma} \right] + \lambda_{\text{MSE}} \mathbb{E} \|U(\hat{g}_\theta(t)) - U(\hat{\mathbf{x}}(\infty))\|. \quad (7)$$

Here, $\hat{\mathbf{x}}(\infty) = \{x_{ik}(\infty) \mid i = 1, 2, \dots, N; k = 0, 1\}$ denotes the target probabilities for an N -site lattice, with the constraint $\sum_k x_{ik}(\infty) = 1$ for each site i . Thus, $x_{ik}(\infty)$ represents the probability of site i being in state k .

Algorithm 2 Flow Matching Generation Process

Require: Trained flow model $f_\theta(\mathbf{x}, t)$, initial prior sample $\mathbf{x}(0) \sim \text{Dir}(\boldsymbol{\alpha} = (1, 1))$, time discretization $\{t_n\}_{n=0}^L$

- 1: Initialize $\mathbf{x}(0)$
- 2: **for** $n \leftarrow 1$ to L **do**
- 3: Compute classifier: $\mathbf{g} \leftarrow f_\theta(\mathbf{x}(t_n), t_n)$
- 4: Compute velocity: $\mathbf{v}(t_n) \leftarrow \mathbf{g} \cdot (u^0(t_n), u^1(t_n))$
- 5: Update state: $\mathbf{x}(t_{n+1}) \leftarrow \mathbf{x}(t_n) + \mathbf{v}(t_n)\Delta t$
- 6: **end for**
- 7: **return** $\mathbf{x}(t_L)$

Likewise, $\hat{g}_\theta(t) = \{g_{ik} \mid i = 1, 2, \dots, N; k = 0, 1\}$ are the predicted classifiers at time t , where g_{ik} corresponds to the probability that site i is in state k . λ_E is the prefactor. $\sigma = k_B T$ is the temperature. Because the energy profile is very sharp, training directly at $k_B T$ can be challenging due to steep gradients and potential numerical instabilities. To address this, we initially use a larger σ in Eq. (7), which softens the energy landscape and smooths out the distribution. This allows for more stable and faster training. As training progresses, we gradually decrease σ toward the physical temperature $k_B T$, ensuring that the final model reproduces the correct Boltzmann distribution. In addition, a mean squared error term $\mathbb{E}\|U(\hat{g}_\theta(t)) - U(\hat{x}(\infty))\|$, weighted by a small prefactor λ_{MSE} , is included to ensure reasonable average energy values.

To calculate the energy U as a function of \hat{x} , we first determine the most likely spin state at each site by

$$s_j = 2 \cdot \text{argmax}_k(x_{jk}) - 1 \quad (8)$$

then we flip the i -th site's spin and compute the local energy for both spin states: $u_i(s_i = -1) = \sum_{j \in \mathcal{N}(i)} s_j$ and $u_i(s_i = 1) = -\sum_{j \in \mathcal{N}(i)} s_j$, where $\mathcal{N}(i)$ denotes the set of first nearest neighbors of the i -th lattice site. The total energy of the lattice is obtained as a sum of the weighted average:

$$U(\hat{x}) = \sum_i \sum_{j \in \mathcal{N}(i)} (s_j \cdot x_{i0} - s_j \cdot x_{i1}), \quad (9)$$

where the weights are given by the probabilities x_{i0} and x_{i1} . The energies of $\hat{x}(\infty)$ and \hat{g}_θ are computed and compared.

To help the model to distinguish important energy degenerate states, we further use a reaction coordinate loss:

$$L_{\text{RC}} = \lambda_{\text{RC}} D_{\text{KL}}[P(r(\hat{x}(\infty))) | P(r(\hat{g}_\theta); t)]. \quad (10)$$

where λ_{RC} is the prefactor. For the square lattice Ising model, the magnetization $m = \sum_i s_i$ is used as reaction coordinate r . $r(\hat{x})$ is determined in a similar way as the energy. The most likely spin state is determined by Eq. 8, and the i -th lattice site is flipped to compute the local contribution $r_i(s_i = -1) = -1$ and $r_i(s_i = 1) = 1$ for either spin states, then the total $r(\hat{x})$ of the lattice is obtained as a sum of the weighted average $r(\hat{x} = \{x_{ik} \mid i = 1, 2, \dots, N; k = 0, 1\}) = \sum_i^N (-x_{i0} + x_{i1})$. Then, $P(r(\hat{x}(\infty)))$ and $P(r(\hat{g}_\theta))$ are computed by batchwise kernel density estimation over the reaction coordinates of the training samples and the predicted classifiers respectively [6].

2.2 Reproducing the free energy surface of the Ising model

We first apply the alchemical FM algorithm to generate the FES of the 2D square-lattice Ising model with the Hamiltonian $H = -\sum_{i=1}^N \sum_{j=1}^N J_{ij} s_i s_j$, where N is the number of lattice sites, $s_i \in \{+1, -1\}$, and $J_{ij} = 1$ if sites i and j are nearest neighbors (and 0 otherwise). The training set was generated using MCMC sampling of a 6×6 lattice Ising model at a given target temperature. Since the goal is to train the model to accurately capture the statistics of the dataset, the dataset must be large enough to represent a reasonable number of low-probability states. In this work, we use a dataset with 1 million configurations. Training details are provided in Appendix D.

The trained flow model was then utilized to generate samples for larger lattice sizes. To achieve this, we employed 80 integration steps from $t = 0$ to $t = 9$. Additionally, model distillation techniques can be applied to further reduce the number of integration steps, as demonstrated in [25]. Ensemble averaging was then used to construct the FES in the space of chosen order parameters. Specifically, we used two order parameters for mapping the FES: the magnetization per spin ($m/N = \sum_i s_i/N$) and the potential energy per spin ($U/N = -\sum_{i=1}^N \sum_{j=1}^N J_{ij} s_i s_j/N$).

As shown in Figure 1 c, for each lattice site, only nearest neighbors are considered, enabling the model's size scalability under the limit of short-range correlations that rapidly diminish with distance. This assumption is valid at high

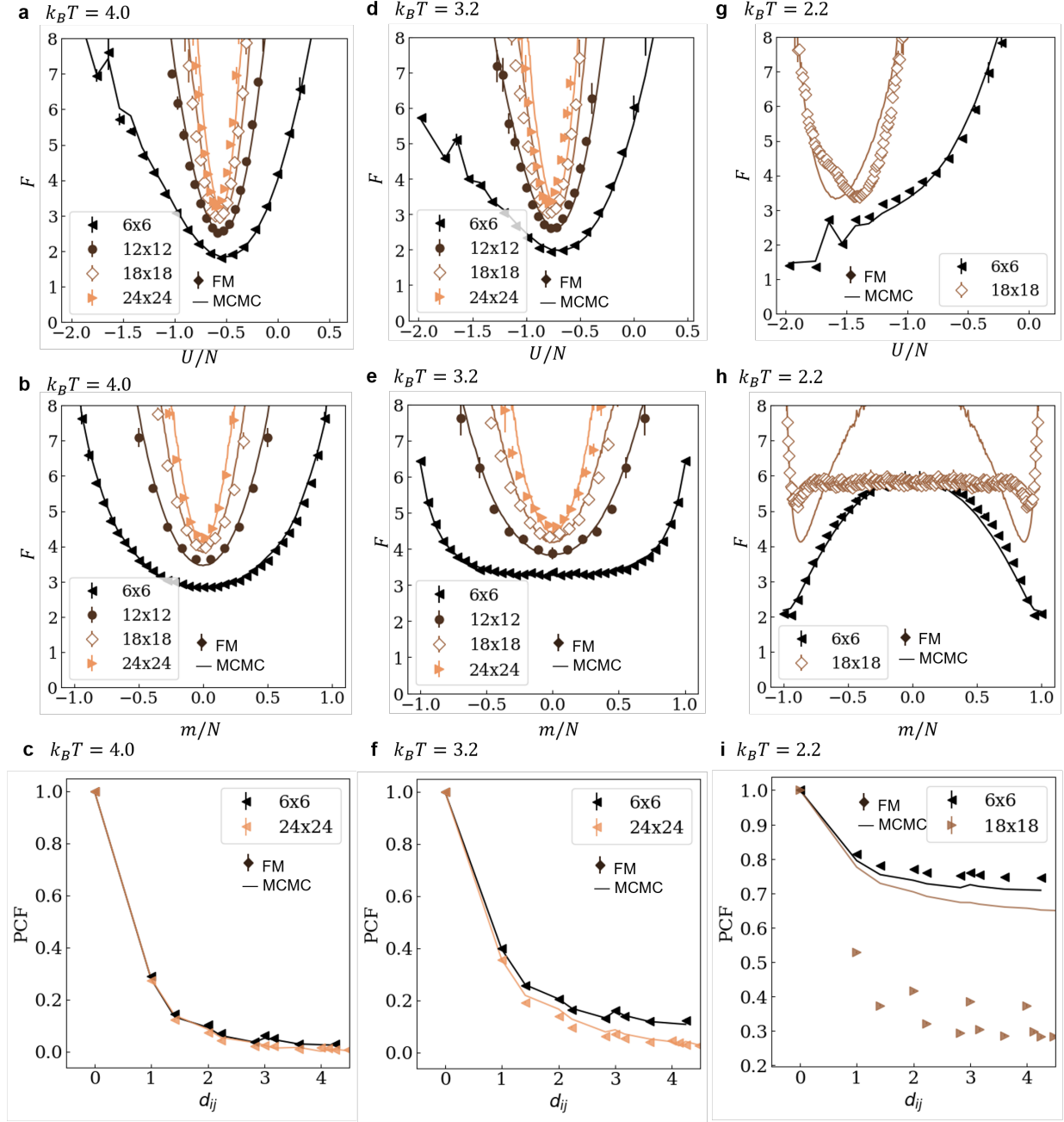


Figure 2: Free energy estimations obtained by flow matching generators (dots) for Ising model of various lattice sizes, and compared against the free energy surface from MCMC simulations (lines). Free energy as a function of $U/N = -\frac{1}{N} \sum_i \sum_j J_{ij} s_i s_j$ at (a) $k_B T = 4.0$, (d) $k_B T = 3.2$, (g) $k_B T = 2.2$; free energy as a function of $m/N = \frac{1}{N} \sum_i s_i$ at (b) $k_B T = 4.0$, (e) $k_B T = 3.2$, (h) $k_B T = 2.2$; pair correlation function at (c) $k_B T = 4.0$, (f) $k_B T = 3.2$, (i) $k_B T = 2.2$. There is a kink at $U/N \approx 1.667$ due to finite size effect of the Ising model. Detailed explanation of this phenomenon is provided in Appendix E.

temperatures $T > T_c$, where thermal fluctuations disrupt long-range order. Accordingly, we trained flow models using the data of $k_B T = 4.0$ and $k_B T = 3.2$. The predicted FES for various lattice sizes closely match the reference FES, as illustrated in Figure 2(a,b,d,e). Figure 2(c,f) shows the pair correlation function (PCF). For both 6×6 lattices and 24×24 lattices, the predicted PCF match the references very well. For low temperatures, the system exhibits long range correlation and the trained flow model no longer maintains size scalability, as shown in Figure 2(h,i).

2.3 Multi-temperature generation

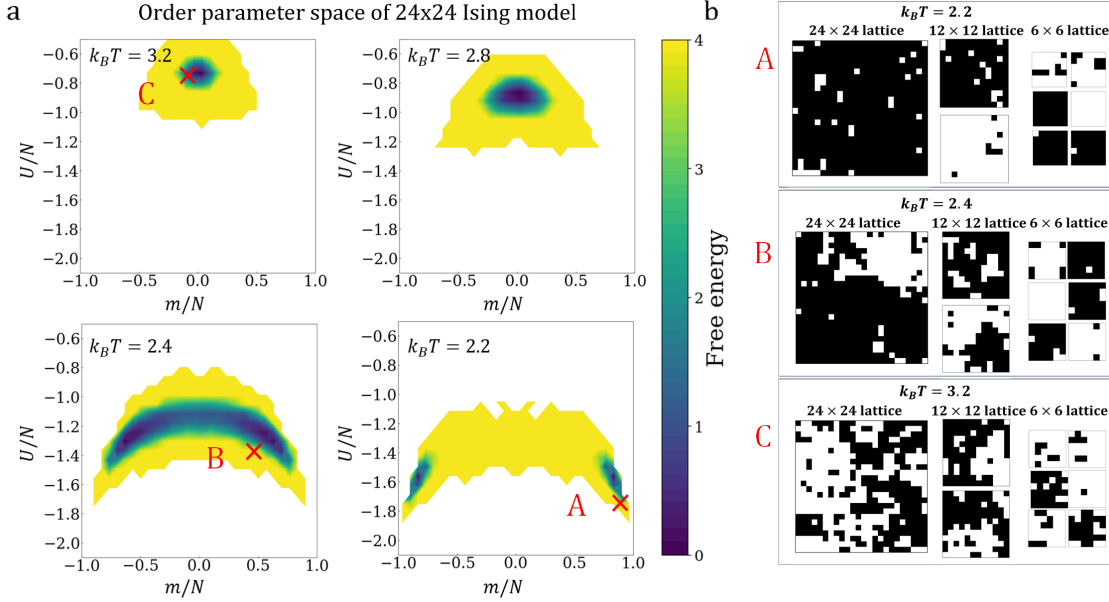


Figure 3: (a) The order parameter space of a 24×24 Ising model. The free energy surfaces at different temperatures are shown as iso-surfaces. (b) Example samples at $k_B T = 2.2$, $k_B T = 2.4$ and $k_B T = 3.2$ of lattice sizes 6×6 , 12×12 and 24×24 randomly picked from the generated samples by flow matching model. The samples at $k_B T = 2.2$ and $k_B T = 3.2$ were generated by the guided generation, and the samples at $k_B T = 2.4$ were generated by the unconditional generation. The samples of lattice size 24×24 are located on the free energy surface.

In this section, we demonstrate how to generate samples across multiple temperatures with a single model by leveraging the *guidance* technique. A key feature of iterative generative models is their ability to progressively bias the generative process toward specific target distributions—a concept known as *guidance* [37, 38]. Guidance was originally introduced in the context of diffusion models, where the goal is to approximate the score $\epsilon(\mathbf{x}; t) \approx \nabla_{\mathbf{x}} \log P(\mathbf{x}; t)$ of the noisy data distribution. In particular, *classifier guidance* modifies the score by incorporating the gradient of an auxiliary classifier’s log-likelihood [37]:

$$\tilde{\epsilon}(\mathbf{x}, c; t) \approx \nabla_{\mathbf{x}} \log P(\mathbf{x}; t) + \gamma \nabla_{\mathbf{x}} \log P(c | \mathbf{x}), \quad (11)$$

where c denotes the desired class, and γ controls the strength of the classifier guidance.

To remove the need for a separate classifier model, Ho and Salimans [38] introduced *classifier-free guidance*, which linearly combines unconditional and conditional score models:

$$\tilde{\epsilon}_{\text{CFG}}(\mathbf{x}, c; t) = \gamma \epsilon(\mathbf{x}, c; t) + (1 - \gamma) \epsilon(\mathbf{x}; t). \quad (12)$$

It can be shown that this formulation implicitly corresponds to a classifier $P(c | \mathbf{x}) = P(\mathbf{x}, c; t) / P(\mathbf{x}; t)$. Substituting this implicit classifier back into Eq. (11) leads to

$$\tilde{\epsilon}^*(\mathbf{x}, c; t) \approx \gamma \nabla_{\mathbf{x}} \log P(\mathbf{x}, c; t) + (1 - \gamma) \nabla_{\mathbf{x}} \log P(\mathbf{x}; t), \quad (13)$$

which closely matches Eq. (12). Thus, classifier-free guidance implicitly steers the generative process by shifting the balance between conditional and unconditional scores, thereby increasing the likelihood of the desired class c without a separate classifier. In the context of flow matching, one can further show (see Appendix B) that a linear relationship exists between the score and the Dirichlet flow (i.e. the marginal velocity field in Eq. (6)).

2.3.1 Multi-Temperature Generation via Conditional Guidance

A straightforward way to enable multi-temperature generation with a single model is to treat *temperature* as a conditioning variable. Schebek *et al.* [35] demonstrated a realization of this by using conditional normalizing flows, where temperature and pressure were used as input features to predict free energy differences between solid and liquid phases under various thermal conditions. However, as they reported, this approach required more advanced model architectures and much longer training time. Moreover, extending it to reproduce the entire free energy surface under multiple conditions would demand even greater training effort.

In this work, we propose a two-step approach to accomplish multi-temperature generation without increasing model capacity or incurring substantially greater training costs.

Step 1: Using Order Parameters as conditioning variables The first idea is to include more information in the conditioning variables. Rather than conditioning only on the temperature, we incorporate the order parameters of a 6×6 Ising model at the given temperature. In specific, we design a conditional flow model $P(\hat{x}, c; t)$ that embeds a set of order parameters, as depicted in Figure 1b.

For the Ising model defined by the Hamiltonian $H = - \sum_{i=1}^N \sum_{j=1}^N J_{ij} s_i s_j$, we condition our flow model on two order parameters: the magnetization $m = \sum_i s_i$ and the energy $U = - \sum_{i=1}^N \sum_{j=1}^N J_{ij} s_i s_j$. The model was trained on the data of $k_B T = 3.2, 2.8, 2.4, 2.2, 2.0$. Figure 4 shows the reproduced free energy surface for a 6×6 lattice under this scheme.

Step 2: Guided generation with temperature-dependent guidance However, conditional generation with order parameter conditions alone cannot scale to larger system sizes, because we lack the order parameters for bigger lattices. To address scalability, we turn to the guidance technique. First, we define the guided score:

$$\begin{aligned} \tilde{\epsilon}_{\text{CFG}}(\hat{x}, U, m; t) &= \gamma \epsilon(\hat{x}, U, m; t) + \epsilon(\hat{x}; t) \\ &= \gamma \nabla_{\hat{x}} \log P(\hat{x}, U, m; t) + \nabla_{\hat{x}} \log P(\hat{x}; t) \\ &= \nabla_{\hat{x}} \log [P(\hat{x}, U, m; t)^\gamma P(\hat{x}; t)]. \end{aligned} \quad (14)$$

which implies the guided distribution

$$P_{\text{CFG}}(\hat{x}, U, m; t) = \frac{P(\hat{x}, U, m; t)^\gamma P(\hat{x}; t)}{Z_{\text{CFG}}(t)}, \quad (15)$$

where $Z_{\text{CFG}}(t)$ is a normalizing constant.

The Boltzmann probability of a configuration \hat{x} at a target temperature T is

$$P_T(\hat{x}) = \frac{\exp(-\frac{1}{k_B T} U(\hat{x}))}{Z_T}, \quad (16)$$

whose score is

$$\epsilon_T(\mathbf{x}) = \nabla_{\mathbf{x}} \log P_T(\hat{x}) = -\frac{1}{k_B T} \nabla_{\mathbf{x}} U(\hat{x}). \quad (17)$$

We denote the temperature of the ensemble generated by conditional FM by T^{cond} , and that generated by unconditional FM by T^{uncond} . Their respective scores at $t = \infty$ are $\frac{1}{k_B T^{\text{cond}}} \nabla_{\mathbf{x}} U(\hat{x}(\infty))$ and $\frac{1}{k_B T^{\text{uncond}}} \nabla_{\mathbf{x}} U(\hat{x}(\infty))$. Then, the guided score Eq. (14) at $t = \infty$ can be written as:

$$\epsilon_{\text{CFG}}(\hat{x}, U, m; \infty) = -\frac{\gamma}{k_B T^{\text{cond}}} \nabla_{\mathbf{x}} U(\hat{x}(\infty)) - \frac{1}{k_B T^{\text{uncond}}} \nabla_{\mathbf{x}} U(\hat{x}(\infty)). \quad (18)$$

$\epsilon_{\text{CFG}}(\hat{x}, U, m; \infty)$ coincides with the score of the Boltzmann distribution at the target temperature $\epsilon_T(\mathbf{x})$ if the guidance parameter γ is chosen to satisfy

$$\frac{1}{k_B T} = \frac{\gamma}{k_B T^{\text{cond}}} + \frac{1}{k_B T^{\text{uncond}}}. \quad (19)$$

thus ensuring that $\epsilon_{\text{CFG}}(\hat{x}, U, m; \infty)$ reproduces the correct Boltzmann distribution at temperature T . Furthermore, because the Dirichlet flow follows a linear relation with the score (see Appendix B), we can obtain the corresponding flow using the guided score Eq. 14.

When generating for a lattice size larger than the training set, we can condition on low temperature magnetic states (i.e. all spins up or all spins down). The generated distribution corresponds to a low-temperature ensemble.

The *guidance* technique allows us to reuse the same flow model to generate for multiple temperatures with minimal architectural changes or additional training effort.

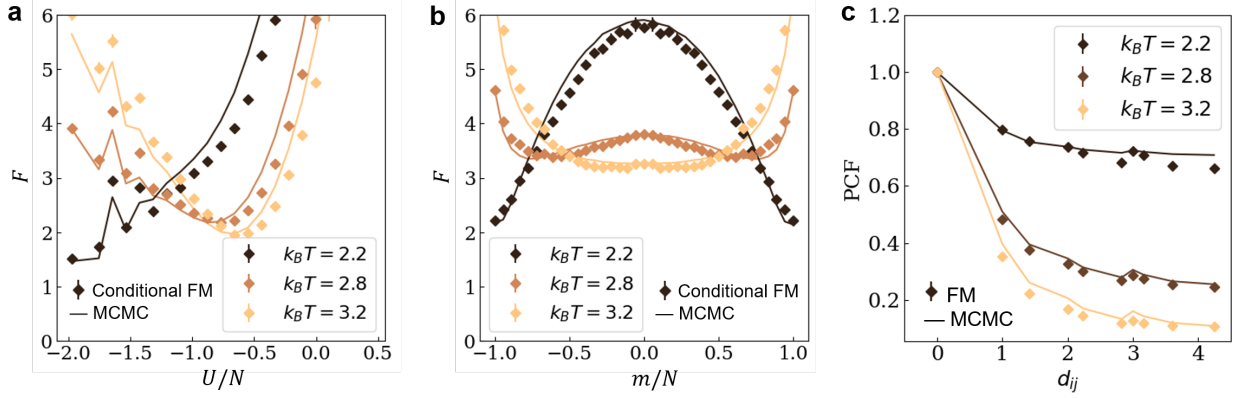


Figure 4: Predictions of conditional generation (dots) for 6×6 lattice Ising model using order parameter conditions, compared against reference data from MCMC simulations (lines). (a) Free energy as a function of $U/N = -\frac{1}{N} \sum_{\langle ij \rangle} s_i s_j$; (b) free energy as a function of $m/N = \frac{1}{N} \sum_i s_i$; and (c) pair correlation function.

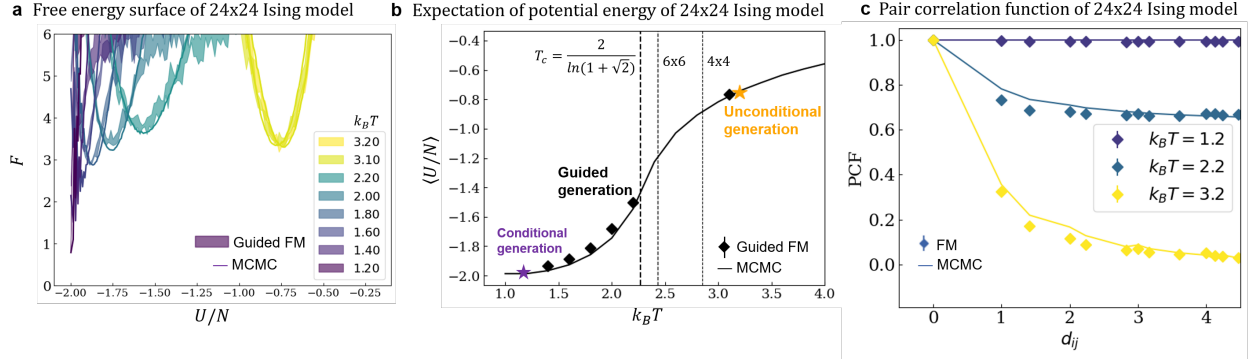


Figure 5: (a) Free energy estimations for 24×24 lattice Ising model at multiple temperatures obtained by the guided flow matching generator trained with the MCMC data of 6×6 lattice Ising model (the shaded region illustrates the 97.5% confidence interval of the estimated free energy) are compared against reference data from MCMC simulations (lines). (b) The expectation of potential energy at multiple temperatures predicted by the guided flow matching generator (dots), compared against reference data from MCMC simulations (lines). The vertical lines indicate the critical temperatures of phase transition for different lattice sizes, where $T_c = \frac{2}{\ln(1+\sqrt{2})}$ in the infinite lattice limit [39]. $T_c \approx 2.43$ and $T_c \approx 2.85$ are estimated for 6×6 and 4×4 Ising lattice respectively [40], by the renormalization group theory [41, 42, 43]. (c) Pair correlation function at multiple temperatures obtained by the guided flow matching generator, compared against reference data.

2.3.2 Reproducing the free energy surface of Ising model at multiple temperatures

Using the magnetic states as input conditions, the exact value of $k_B T^{\text{cond}}$ is determined by fitting the generated FES of a 6×6 lattice via Eq. (15) to a reference FES obtained from training data. Specifically, we iteratively adjust γ until the generated FES best matches the reference. Substituting the resulting γ back into Eq. (15) yields the desired $k_B T^{\text{cond}}$. $k_B T^{\text{cond}} \approx 1.25$ was determined by fitting the FES at $k_B T = 2.2$. Next, by applying Eq. 15 with the unconditional flow model of $k_B T = 3.2$, we were able to generate the ensembles of the full temperature range within $1.25 < k_B T < 3.2$ for a large 24×24 Ising model as shown in Figure 5, except for a narrow range near the critical temperature of phase transition. Near the critical temperature, a phase transition between ordered and disordered states takes place and the gradient of the free energy diverges, rendering Eq. 14 invalid in that regime.

3 Discussion

In this work, we have introduced a BG designed for discrete alchemical spaces, and applied it to the two-dimensional Ising model. Our approach leverages the flexibility of discrete flow matching to realize a smooth probability path that pushes an initial noisy Dirichlet distribution into the Boltzmann distribution of spin configurations. Through CNN architectures with size-preserving convolutions and periodic padding, the learned model generalizes effectively to larger system sizes in the short-range correlation limit.

A notable strength of the proposed method lies in its ability to generate ensembles at multiple temperatures using the same trained BG. We achieve this by adopting guidance-based strategies: firstly, we train a conditional flow model using temperature-dependent order parameters as conditions; secondly, we employ a reweighting scheme that combines the conditional and unconditional models. By changing a single guidance parameter γ , we can accurately reproduce the free energy surfaces (FES) across a broad temperature range including both higher temperatures, characteristic of short-range correlations and lower temperatures with long-range correlations.

Despite these promising outcomes, there remain some limitations worth noting. Although our approach is readily adapted to other discrete systems such as solid state compounds, but its performance in three-dimensional settings remains untested. Additionally, although CNN architectures with cyclic padding offer size scalability under short-range correlations, more complex systems with extended long-range correlations may necessitate further architectural refinements.

4 Conclusion

We present a discrete flow matching framework that maps noisy Dirichlet distributions to target spin configurations, overcoming many of the limitations inherent to both MCMC and the current generative models. Through the introduction of guidance-based techniques, we demonstrated the feasibility of a *single* flow-based generator capable of handling multiple temperatures and lattice sizes with minimal training overhead. Our numerical results on the 2D Ising model verify the scalability and accuracy of the approach. Future research directions include extending the method to more complex systems such as the alchemical space of crystalline compounds.

Appendix A The conditional vector field of the Dirichlet probability path

The conditional vector field is formulated as a normalized flow pointing towards the target vertex:

$$u(\mathbf{x}|\mathbf{x}(\infty); t) = \begin{cases} u^0(t) = C(x_0, t)((1, 0) - \mathbf{x}), & \text{if } \mathbf{x}(\infty) = (1, 0) \\ u^1(t) = C(x_1, t)((0, 1) - \mathbf{x}), & \text{if } \mathbf{x}(\infty) = (0, 1) \end{cases} \quad (20)$$

And the normalization factor is calculated by [25]

$$C(b, t) = -\tilde{I}_b(t+1, M-1) \frac{\mathcal{B}(t+1, M-1)}{(1-b)^{M-1}b^t} \quad (21)$$

where $\mathcal{B}(t+1, M-1)$ is the Beta function, and

$$\tilde{I}_b(\phi, \phi') = \frac{\partial}{\partial \phi' I_b(\phi, \phi')} \quad (22)$$

is a derivation of the regularized incomplete beta function $I_b(\phi, \phi')$.

Appendix B Linear relationship between flow and score

In the context of flow matching, Stark et al. [25] derived a relationship between the score and the Dirichlet marginal velocity field. The score can be obtained from the model posterior via the denoising score-matching identity [44]:

$$\hat{\epsilon}_\theta(\mathbf{x}; t) = \epsilon(\mathbf{x}|\mathbf{x}(1, 0); t)P((1, 0)|\mathbf{x}; t) + \epsilon(\mathbf{x}|\mathbf{x}(0, 1); t)P((0, 1)|\mathbf{x}; t). \quad (23)$$

And one can differentiate the logarithm of the conditional probability path Eq. 3 to obtain a matrix equation

$$\hat{\epsilon}(t) = \mathbf{D}\hat{P}(t) \quad (24)$$

where \mathbf{D} is a 2×2 diagonal matrix with elements

$$\mathbf{D}_{kl} = \delta_{kl} \frac{t}{x_k}. \quad (25)$$

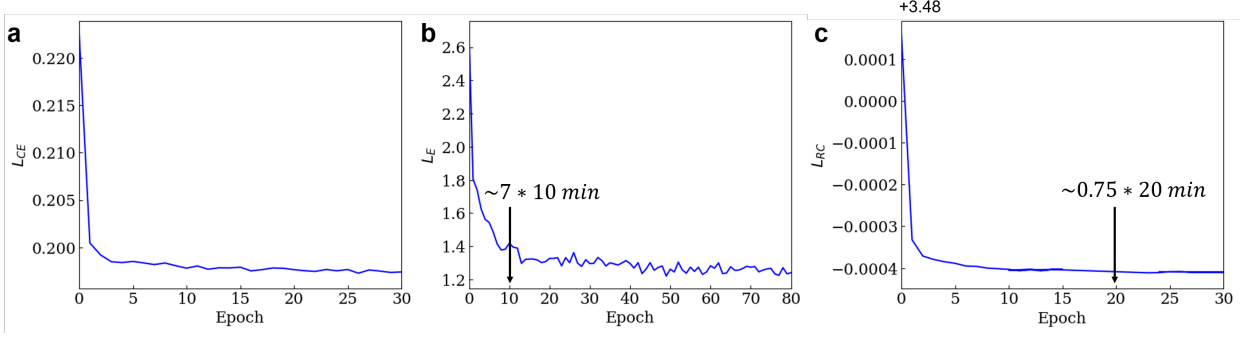


Figure 6: Convergence line of loss functions (a) L_{CE} , (b) L_E and (c) L_{RC} . And the GPU time on H100 for combined training of $L_E + L_{CE}$ and $L_{RC} + L_{CE}$ respectively. Since L_E is relatively expensive to calculate, we only use it for 10 epochs to pretrain the model, and use $L_{RC} + L_{CE}$ for further convergence.

Meanwhile, the marginal velocity Eq. 6 can also be written in matrix form: $\hat{v}(t) = \mathbf{U}\hat{P}(t)$, where the entries of \mathbf{U} is given by Eq. 4. Combining, one obtain

$$\hat{v}(t) = \mathbf{U}\mathbf{D}^{-1}\hat{\epsilon}(t). \quad (26)$$

where \mathbf{D} is invertible since it is diagonal with non-negative entries. Thus, a linear relationship exists between the marginal velocity and the score arising from the same model posterior.

Appendix C Algorithm of guided generation for multiple temperatures

Algorithm 3 describes the guided sampling with a temperature dependent γ parameter.

Algorithm 3 Multi-Temperature Generation Process

Require: Trained flow model $f_\theta(\mathbf{x}, t)$, trained conditional flow model $f'_\theta(\mathbf{x}, m, U, t)$, initial prior sample $\mathbf{x}(0) \sim \text{Dir}(\boldsymbol{\alpha} = (1, 1))$, time discretization $\{t_n\}_{n=0}^L$

Require: γ of the target temperature T

Require: Input conditions: m and U of 6x6 Ising model with either all spins up or all spins down

- 1: Initialize $\mathbf{x}(0)$
 - 2: **for** $n \leftarrow 1$ to L **do**
 - 3: Compute classifier: $\mathbf{g} \leftarrow f_\theta(\mathbf{x}(t_n), t_n)$
 - 4: Compute conditional classifier: $\mathbf{g}' \leftarrow f'_\theta(\mathbf{x}(t_n), m, U, t_n)$
 - 5: Compute guided classifier: $\mathbf{g}_{CFG} \leftarrow (\mathbf{g}')^\gamma \mathbf{g}$
 - 6: Compute velocity: $\mathbf{v}(t_n) \leftarrow \mathbf{g}_{CFG} \cdot (u^0(t_n), u^1(t_n))$
 - 7: Update state: $\mathbf{x}(t_{n+1}) \leftarrow \mathbf{x}(t_n) + \mathbf{v}(t_n)\Delta t$
 - 8: **end for**
 - 9: **return** $\mathbf{x}(t_L)$
-

Appendix D The cost of training

We begin by pretraining the flow model using a combination of L_{CE} and L_E , with prefactors $\lambda_{CE} = 1$, $\lambda_E = 1$, $\lambda_{MSE} = 1$ and $\sigma = 500$. Calculating the energy loss is relatively expensive, so we only use it for 10 epochs. Typically, both loss functions decrease significantly within the first 5 epochs. Following this initial phase, the flow model was further converged using L_{CE} and L_{RC} , where the magnetization $m = \sum_i s_i$ is used as reaction coordinate and the prefactors are $\lambda_{RC} = 10$, $\lambda_{CE} = 1$. L_{RC} and L_{CE} converge after around 20 epochs. In Figure 6, we provide the convergence line of different loss functions, and the corresponding GPU time.

Appendix E Finite size effect of 2D lattice Ising model

Here, we illustrate how the finite-size effect of a 6×6 lattice Ising model can yield a higher free energy for configurations with $U/N \approx 1.667$. The minimum potential energy of a 6×6 Ising model is -72 of magnetic states, with either all

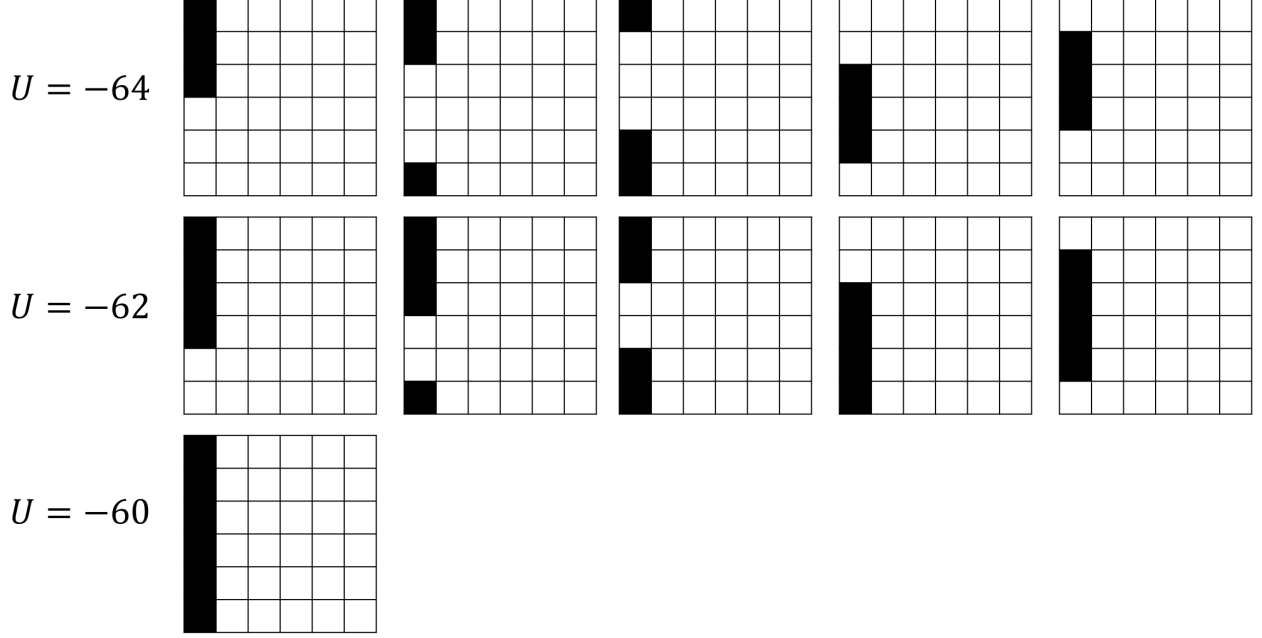


Figure 7: Enumeration of all possible configurations of 6×6 lattice Ising model with a single 1D domain located at the leftmost edge of the lattice.

positive spins or all negative spins. At the kink, the free energy curve shows a bump at $U = -60$, where the domain wall meets the lattice boundary. To analyze this, we enumerate all possible configurations under a strict condition: there must be a single 1D domain located at the leftmost edge of the lattice. Figure 7 presents the results, grouping configurations by their potential energy U . We find that for $U < -60$, there are five distinct configurations, whereas for $U = -60$, where the domain wall coincides with the lattice boundary, only one configuration is possible. Consequently, the fewer states at $U = -60$ correspond to a higher free energy.

References

- [1] Daan Frenkel and Berend Smit. Understanding molecular simulation: from algorithms to applications. 2023.
- [2] W Keith Hastings. Monte carlo sampling methods using markov chains and their applications. *Biometrika*, 57, 1970.
- [3] Scott Kirkpatrick, C Daniel Gelatt Jr, and Mario P Vecchi. Optimization by simulated annealing. *science*, 220(4598):671–680, 1983.
- [4] Enzo Marinari and Giorgio Parisi. Simulated tempering: a new monte carlo scheme. *Europhysics letters*, 19(6):451, 1992.
- [5] Koji Hukushima and Koji Nemoto. Exchange monte carlo method and application to spin glass simulations. *Journal of the Physical Society of Japan*, 65(6):1604–1608, 1996.
- [6] Frank Noé, Simon Olsson, Jonas Köhler, and Hao Wu. Boltzmann generators: Sampling equilibrium states of many-body systems with deep learning. *Science*, 365(6457):eaaw1147, 2019.
- [7] Leon Klein, Andreas Krämer, and Frank Noé. Equivariant flow matching. *Advances in Neural Information Processing Systems*, 36, 2024.
- [8] Luke Causer, Grant M Rotskoff, and Juan P Garrahan. Discrete generative diffusion models without stochastic differential equations: a tensor network approach. *arXiv preprint arXiv:2407.11133*, 2024.
- [9] Michele Invernizzi, Andreas Krämer, Cecilia Clementi, and Frank Noé. Skipping the replica exchange ladder with normalizing flows. *The Journal of Physical Chemistry Letters*, 13(50):11643–11649, 2022.

- [10] Yihang Wang, Lukas Herron, and Pratyush Tiwary. From data to noise to data for mixing physics across temperatures with generative artificial intelligence. *Proceedings of the National Academy of Sciences*, 119(32):e2203656119, 2022.
- [11] Edgar Olehnovics, Yifei Michelle Liu, Nada Mehio, Ahmad Y Sheikh, Michael R Shirts, and Matteo Salvalaglio. Assessing the accuracy and efficiency of free energy differences obtained from reweighted flow-based probabilistic generative models. *Journal of Chemical Theory and Computation*, 20(14):5913–5922, 2024.
- [12] Luke Evans, Maria K Cameron, and Pratyush Tiwary. Computing committors via mahalanobis diffusion maps with enhanced sampling data. *The Journal of Chemical Physics*, 157(21), 2022.
- [13] Luke Evans, Maria K Cameron, and Pratyush Tiwary. Computing committors in collective variables via mahalanobis diffusion maps. *Applied and Computational Harmonic Analysis*, 64:62–101, 2023.
- [14] Chenru Duan, Yuanqi Du, Haojun Jia, and Heather J Kulik. Accurate transition state generation with an object-aware equivariant elementary reaction diffusion model. *Nature Computational Science*, 3(12):1045–1055, 2023.
- [15] Marjan Ghazvininejad, Omer Levy, Yinhan Liu, and Luke Zettlemoyer. Mask-predict: Parallel decoding of conditional masked language models. *arXiv preprint arXiv:1904.09324*, 2019.
- [16] Huiwen Chang, Han Zhang, Lu Jiang, Ce Liu, and William T Freeman. Maskgit: Masked generative image transformer. In *Proceedings of the IEEE/CVF Conference on Computer Vision and Pattern Recognition*, pages 11315–11325, 2022.
- [17] Dian Wu, Lei Wang, and Pan Zhang. Solving statistical mechanics using variational autoregressive networks. *Physical review letters*, 122(8):080602, 2019.
- [18] Or Sharir, Yoav Levine, Noam Wies, Giuseppe Carleo, and Amnon Shashua. Deep autoregressive models for the efficient variational simulation of many-body quantum systems. *Physical review letters*, 124(2):020503, 2020.
- [19] Jacob Austin, Daniel D Johnson, Jonathan Ho, Daniel Tarlow, and Rianne Van Den Berg. Structured denoising diffusion models in discrete state-spaces. *Advances in Neural Information Processing Systems*, 34:17981–17993, 2021.
- [20] Emiel Hoogetboom, Didrik Nielsen, Priyank Jaini, Patrick Forré, and Max Welling. Argmax flows and multinomial diffusion: Learning categorical distributions. *Advances in Neural Information Processing Systems*, 34:12454–12465, 2021.
- [21] Andrew Campbell, William Harvey, Christian Weilbach, Valentin De Bortoli, Thomas Rainforth, and Arnaud Doucet. Trans-dimensional generative modeling via jump diffusion models. *Advances in Neural Information Processing Systems*, 36, 2024.
- [22] Aaron Lou, Chenlin Meng, and Stefano Ermon. Discrete diffusion language modeling by estimating the ratios of the data distribution. *arXiv preprint arXiv:2310.16834*, 2023.
- [23] Pavel Avdeyev, Chenlai Shi, Yuhao Tan, Kseniia Dudnyk, and Jian Zhou. Dirichlet diffusion score model for biological sequence generation. In *International Conference on Machine Learning*, pages 1276–1301. PMLR, 2023.
- [24] Xiaochuang Han, Sachin Kumar, and Yulia Tsvetkov. Ssd-lm: Semi-autoregressive simplex-based diffusion language model for text generation and modular control. *arXiv preprint arXiv:2210.17432*, 2022.
- [25] Hannes Stark, Bowen Jing, Chenyu Wang, Gabriele Corso, Bonnie Berger, Regina Barzilay, and Tommi Jaakkola. Dirichlet flow matching with applications to dna sequence design. *arXiv preprint arXiv:2402.05841*, 2024.
- [26] Itai Gat, Tal Remez, Neta Shaul, Felix Kreuk, Ricky TQ Chen, Gabriel Synnaeve, Yossi Adi, and Yaron Lipman. Discrete flow matching. *arXiv preprint arXiv:2407.15595*, 2024.
- [27] Andrew Campbell, Jason Yim, Regina Barzilay, Tom Rainforth, and Tommi Jaakkola. Generative flows on discrete state-spaces: Enabling multimodal flows with applications to protein co-design. *arXiv preprint arXiv:2402.04997*, 2024.
- [28] Stephen Zhao, Rob Brekelmans, Alireza Makhzani, and Roger Grosse. Probabilistic inference in language models via twisted sequential monte carlo. *arXiv preprint arXiv:2404.17546*, 2024.
- [29] Oscar Davis, Samuel Kessler, Mircea Petrache, Ismail Ilkan Ceylan, Michael Bronstein, and Avishek Joey Bose. Fisher flow matching for generative modeling over discrete data. *arXiv preprint arXiv:2405.14664*, 2024.
- [30] Benjamin Kurt Miller, Ricky TQ Chen, Anuroop Sriram, and Brandon M Wood. Flowmm: Generating materials with riemannian flow matching. *arXiv preprint arXiv:2406.04713*, 2024.
- [31] Samuel Kotz, Narayanaswamy Balakrishnan, and Norman L Johnson. Continuous multivariate distributions, volume 1: Models and applications. 334, 2019.

- [32] Philip J Davis. Leonhard euler’s integral: A historical profile of the gamma function: In memoriam: Milton abramowitz. *The American Mathematical Monthly*, 66(10):849–869, 1959.
- [33] Yaron Lipman, Ricky TQ Chen, Heli Ben-Hamu, Maximilian Nickel, and Matt Le. Flow matching for generative modeling. *arXiv preprint arXiv:2210.02747*, 2022.
- [34] Anh-Duc Nguyen, Seonghwa Choi, Woojae Kim, Sewoong Ahn, Jinwoo Kim, and Sanghoon Lee. Distribution padding in convolutional neural networks. In *2019 IEEE International Conference on Image Processing (ICIP)*, pages 4275–4279. IEEE, 2019.
- [35] Maximilian Schebek, Michele Invernizzi, Frank Noé, and Jutta Rogal. Efficient mapping of phase diagrams with conditional normalizing flows. *arXiv preprint arXiv:2406.12378*, 2024.
- [36] Tara Akhound-Sadegh, Jarrid Rector-Brooks, Avishek Joey Bose, Sarthak Mittal, Pablo Lemos, Cheng-Hao Liu, Marcin Sendera, Siamak Ravanbakhsh, Gauthier Gidel, Yoshua Bengio, et al. Iterated denoising energy matching for sampling from boltzmann densities. *arXiv preprint arXiv:2402.06121*, 2024.
- [37] Prafulla Dhariwal and Alexander Nichol. Diffusion models beat gans on image synthesis. *Advances in neural information processing systems*, 34:8780–8794, 2021.
- [38] Jonathan Ho and Tim Salimans. Classifier-free diffusion guidance. *arXiv preprint arXiv:2207.12598*, 2022.
- [39] Kurt Binder. Finite size scaling analysis of ising model block distribution functions. *Zeitschrift für Physik B Condensed Matter*, 43:119–140, 1981.
- [40] Leo P Kadanoff. Scaling laws for ising models near t_c . *Physics Physique Fizika*, 2(6):263, 1966.
- [41] Kenneth G Wilson. Renormalization group and critical phenomena. i. renormalization group and the kadanoff scaling picture. *Physical review B*, 4(9):3174, 1971.
- [42] Kenneth G Wilson. Renormalization group and critical phenomena. ii. phase-space cell analysis of critical behavior. *Physical Review B*, 4(9):3184, 1971.
- [43] Kenneth G Wilson. The renormalization group and critical phenomena. *Reviews of Modern Physics*, 55(3):583, 1983.
- [44] Yang Song and Stefano Ermon. Generative modeling by estimating gradients of the data distribution. *Advances in neural information processing systems*, 32, 2019.