

Seedream 2.0: A Native Chinese-English Bilingual Image Generation Foundation Model

Seed Vision Team, ByteDance

Abstract

Rapid advancement of diffusion models has catalyzed remarkable progress in the field of image generation. However, prevalent models such as Flux, SD3.5 and Midjourney, still grapple with issues like model bias, limited text rendering capabilities, and insufficient understanding of Chinese cultural nuances. To address these limitations, we present Seedream 2.0, a native Chinese-English bilingual image generation foundation model that excels across diverse dimensions, which adeptly manages text prompt in both Chinese and English, supporting bilingual image generation and text rendering. We develop a powerful data system that facilitates knowledge integration, and a caption system that balances the accuracy and richness for image description. Particularly, Seedream is integrated with a self-developed bilingual large language model (LLM) as a text encode, allowing it to learn native knowledge directly from massive data. This enable it to generate high-fidelity images with accurate cultural nuances and aesthetic expressions described in either Chinese or English. Beside, Glyph-Aligned ByT5 is applied for flexible character-level text rendering, while a Scaled ROPE generalizes well to untrained resolutions. Multi-phase post-training optimizations, including SFT and RLHF iterations, further improve the overall capability. Through extensive experimentation, we demonstrate that Seedream 2.0 achieves state-of-the-art performance across multiple aspects, including prompt-following, aesthetics, text rendering, and structural correctness. Furthermore, Seedream 2.0 has been optimized through multiple RLHF iterations to closely align its output with human preferences, as revealed by its outstanding ELO score. In addition, it can be readily adapted to an instruction-based image editing model, such as SeedEdit [28], with strong editing capability that balances instruction-following and image consistency.

Correspondence: Authors are listed in [appendix A](#).

Official Page: <https://team.doubao.com/tech/seedream>

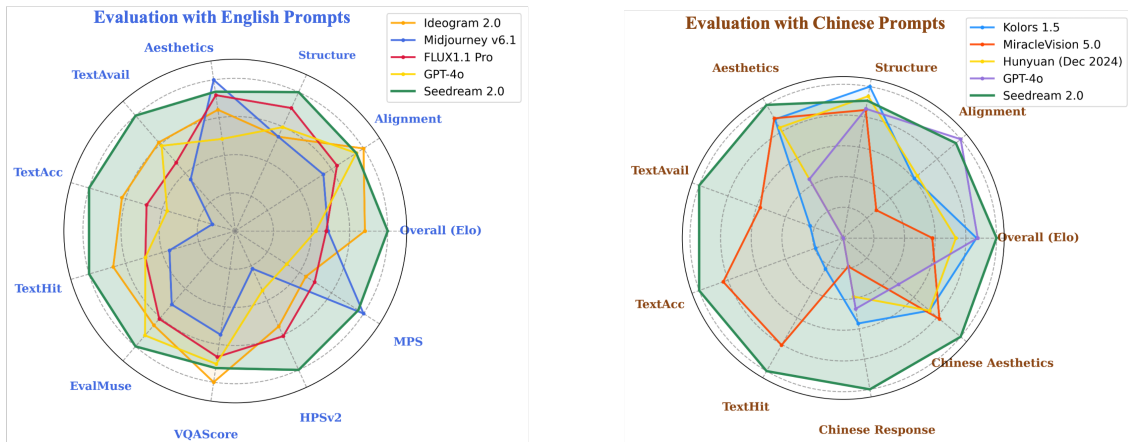


Figure 1 Seedream2.0 demonstrates outstanding performance across all evaluation aspects in both [English](#) and [Chinese](#).



Figure 2 Seedream 2.0 Visualization.

Contents

1	Introduction	4
2	Data Pre-Processing	5
2.1	Data Composition	5
2.2	Data Cleaning Process	6
2.3	Active Learning Engine	6
2.4	Image Captioning	7
2.4.1	Generic Captions	7
2.4.2	Specialized Captions	7
2.5	Text Rendering Data	8
3	Model Pre-Training	8
3.1	Diffusion Transformer	9
3.2	Text Encoder	9
3.3	Character-level Text Encoder	10
4	Model Post-Training	10
4.1	Continuing Training (CT)	10
4.1.1	Data	12
4.1.2	Training Strategy	12
4.2	Supervised Fine-Tuning (SFT)	12
4.2.1	Data	12
4.2.2	Training Strategy	12
4.3	Human Feedback Alignment (RLHF)	12
4.3.1	Preference Data	13
4.3.2	Reward Model	13
4.3.3	Feedback Learning	14
4.4	Prompt Engineering (PE)	14
4.4.1	Fine-tune LLM	14
4.4.2	PE RLHF	15
4.5	Refiner	15
5	Align to Instruction-Based Image Editing	16
5.1	Preliminaries	16
5.2	Enhanced Human ID Preservation	16
6	Model Acceleration	17
6.1	CFG and Step Distillation	17
6.2	Quantization	18
7	Model Performance	18
7.1	Human Evaluation	19
7.1.1	Benchmark	19
7.1.2	Human Evaluation Results	19
7.2	Automatic Evaluation	20
7.2.1	Text-Image Alignment	20
7.2.2	Image Quality	21
7.3	Text Rendering	21
7.4	Chinese Characteristics	22
7.5	Visualization	24
8	Conclusion	24
A	Contributions and Acknowledgments	33

1 Introduction

With the significant advancement of diffusion models, the field of image generation has experienced rapid expansion. Recent powerful models such as Flux [13], SD3.5 [7], Ideogram 2.0, and Midjourney 6.1 have initiated a wave of widespread commercial applications. However, despite the remarkable progress made by the existing foundational models, they still encounter several challenges.

- **Model Bias:** Present models exhibit a propensity towards a specific aspect, such as aesthetics by Midjourney, while sacrificing the performance in other aspects, such as prompt-following or structural correctness.
- **Inadequate Text Rendering Capacity:** The ability to perform accurate text rendering in long content or in multiple languages (especially in Chinese) is rather limited, while text rendering is a key ability to some important scenarios, such as a design scenario including graphic design and poster design.
- **Deficiency in Understanding Chinese Characteristics:** There is a lack of a deep understanding of the distinctive characteristics of local culture, such as Chinese culture, which is of great importance to local designers.

To address these important issues, we introduce Seedream 2.0, a cutting-edge text-to-image model. It can proficiently handle both Chinese and English prompts, supports bilingual image generation and text rendering tasks, with outstanding performance in multiple aspects. Specifically, we design a data architecture with the ability to continuously integrate new knowledge, and develop a strong caption system that considers both *accuracy* and *richness*. Importantly, we have integrated a self-developed large language model (LLM) as a text encoder with a decoder-only architecture. Through multiple rounds of calibration, the text encoder can obtain enhanced bilingual alignment capabilities, endowment it with native support for learning from original data in both Chinese and English. We also apply a Glyph aligned ByT5 model, which enables our model to flexibly undertake character-level text rendering. Moreover, a Scaled ROPE is proposed to generalize our generation process to untrained image resolutions. During a post-training stage, we have further enhanced the model’s capabilities through multiple phases of SFT training and RLHF iterations. Our key contributions are fourfold:

- **Strong Model Capability:** Through multi-level optimization consisting of data construction, model pre-training, and post-training, our model stands at the forefront across multiple aspects, including prompt-following, aesthetic, text-rendering, and structural correctness.
- **Excellent Text Rendering Proficiency:** Using a custom character-level text encoder tailored for text rendering tasks, our model exhibits excellent capabilities for text generation, particularly excelling in the production of long textual content with complicated Chinese characters.
- **Profound Understanding of Chinese Characteristics:** By integrating with a self-developed multi-language LLM text encoder, our model can learn directly from massive high-quality data in Chinese. This makes it powerful to handle complicated prompts infused with Chinese stylistic nuances and specialized professional vocabulary. Furthermore, our model demonstrates exceptional performance in Chinese text rendering, which is not well developed in the community.
- **Highly Align with Human Preferences:** Following multiple iterations of RLHF optimizations across various post-training modules, our model consistently aligns its outputs with human preferences, which is evidenced by a great advantage in ELO scoring.

As of early December 2024, Seedream2.0 has been incorporated into various platforms exemplified by Doubao (豆包)¹ and Dreamina (即梦)². We ardently encourage a broader audience to delve into the extensive capabilities and potentials of our model, with the aspiration that it can emerge as an effective tool for improving productivity in the multiple aspects of work and daily life.

¹<https://www.doubao.com/chat/create-image>

²<https://jimeng.jianying.com/ai-tool/image/generate>

2 Data Pre-Processing

This section details our data pipeline for pre-training, encompassing various pre-processing steps such as data composition, data cleaning and filtering, active learning, captioning, and data for text rendering. These processes ensure a final pre-training dataset that is of high quality, large scale, and diverse.

2.1 Data Composition

Our pre-training data is meticulously curated from four main components, ensuring a balanced and comprehensive dataset, as shown in Figure 3.

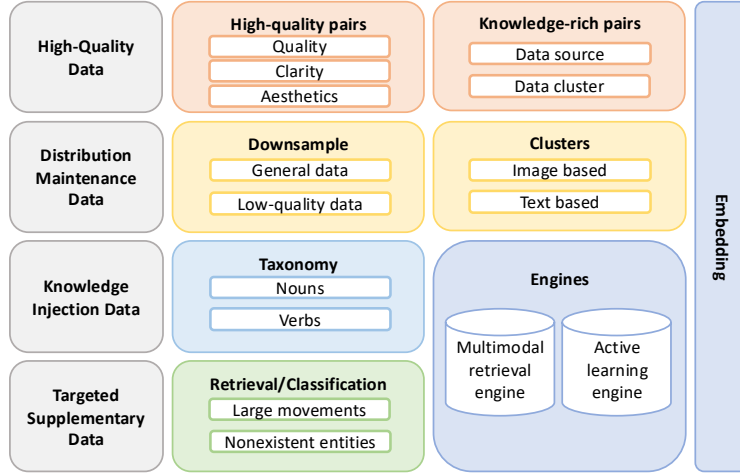


Figure 3 Pre-training data system.

High-Quality Data. This component includes data with exceptionally high image quality and rich knowledge content, assessed based on clarity, aesthetic appeal, and source distribution.

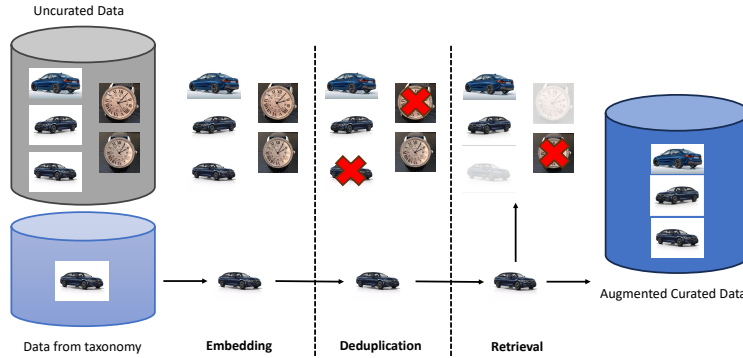


Figure 4 Overview of our knowledge injection process.

Distribution Maintenance Data. This component maintains the useful distribution of the original data while reducing low-quality data through:

- **Downsampling by Data Source:** Reducing the proportion of overrepresented sources while preserving their relative magnitude relationships.
- **Clustering-based Sampling:** Sampling data based on clusters at multiple hierarchical levels, from clusters representing broader semantics (such as visual designs) to those representing finer semantics, e.g., CD/book covers and posters.

Knowledge Injection Data. This segment involves the injection of knowledge using a developed taxonomy and a multimodal retrieval engine, as shown in Figure 4. It includes data with distinctive Chinese contexts to improve model performance in Chinese-specific scenarios.

Additionally, a small batch of data with distinctive Chinese contexts was manually collected. This dataset includes image-text pairs related to Chinese-specific characters, flora and fauna, cuisine, scenes, architecture, and folk culture. Our multimodal retrieval engine was employed to augment and incorporate this Chinese knowledge into our generative model.

Targeted Supplementary Data. We supplement the dataset with data that exhibit suboptimal performance in text-to-image tasks, such as action-oriented data and counterfactual data (e.g., "a man with a balloon for a neck"). Our active learning engine categorizes and integrates these challenging data points into the final training set.

2.2 Data Cleaning Process

The data cleaning procedure ensures the quality and relevance of the dataset through progressively elaborate data filtering methodologies, as depicted in Figure 5.

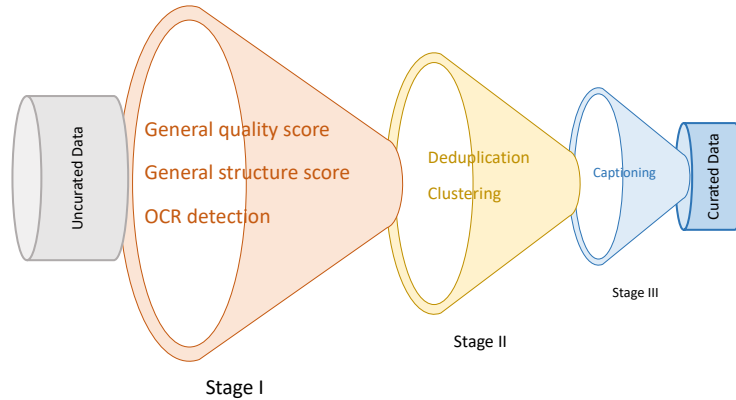


Figure 5 Overview of our data cleaning process.

First Stage: General Quality Assessment. We label the entire database using the following criteria:

- **General Quality Score:** Evaluating image clarity, motion blur, and meaningless content.
- **General Structure Score:** Assessment of elements such as watermarks, text overlays, stickers, and logos.
- **OCR Detection:** Identifying and cataloging text within images.

Samples that do not meet quality standards are eliminated.

Second Stage: Detailed Quality Assessment. This stage involves professional aesthetic scores, feature embedding extraction, deduplication, and clustering. Clustering is structured at multiple hierarchical levels, representing distinct semantic categories. Each data point is assigned a semantic category tag for subsequent adjustment of the distribution.

Third Stage: Captioning and Re-captioning. We stratify the remaining data and annotate captions or recaptions. Higher-level data generally receive richer new captions, described from different perspectives. Details on the captioning process are provided in Section 2.4.

2.3 Active Learning Engine

We developed an active learning system to improve our image classifiers, as illustrated in Figure 6. It is an iterative procedure that progressively refines our classifiers, ensuring a high-quality dataset for training.

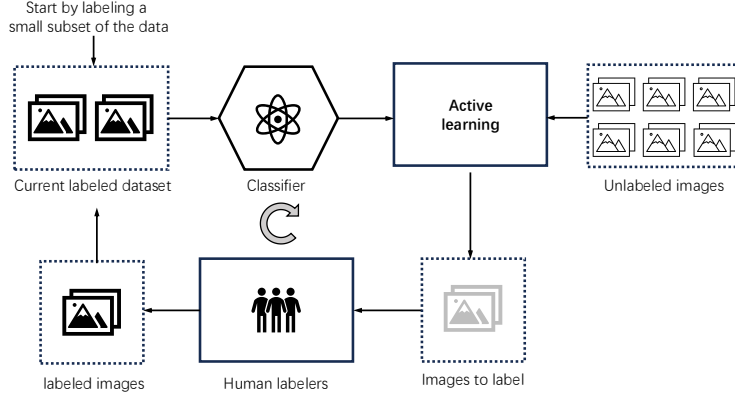


Figure 6 Flow diagram of Active Learning Lifecycle.

2.4 Image Captioning

The captioning process provides meaningful and contextually accurate descriptions for each image, generating both generic and specialized captions.

2.4.1 Generic Captions

We formulate short and long captions in Chinese and English, ensuring accurate and detailed descriptions:

- **Short Captions:** Accurately describe the main content of an image, capturing the core knowledge and content.
- **Long Captions:** More descriptive, detailing as many aspects of an image as possible, including appropriate inferences and imaginations.



Figure 7 Caption examples in our training data.

2.4.2 Specialized Captions

In addition to generic captions, we also have specialized captions designed for various distinct scenarios:

- **Artistic Captions:** Describe aesthetic elements such as style, color, composition, and light interaction.
- **Textual Captions:** Focus on the textual information present in the images.

- **Surreal Captions:** Capture the surreal and fantastical aspects of images, offering a more imaginative perspective.

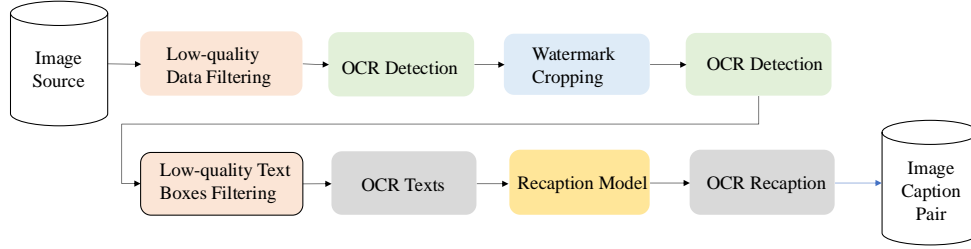


Figure 8 Text Rendering: Data Pre-processing Pipeline.

2.5 Text Rendering Data

We construct a large-scale visual text rendering dataset by filtering in-house data and using OCR tools to select images with rich visual text content, as depicted in Figure 8. The main data processing steps are as follows:

- Filter low-quality data from in-house sources.
- Employ OCR to detect and extract text regions, followed by cropping of watermarks.
- Remove low-quality text boxes, retaining clear and relevant text regions.
- Process extracted text using a re-caption model to generate high-quality descriptions.
- Further refine the descriptions to produce high-quality image-caption pairs which are finally used for visual text-rendering tasks.

3 Model Pre-Training

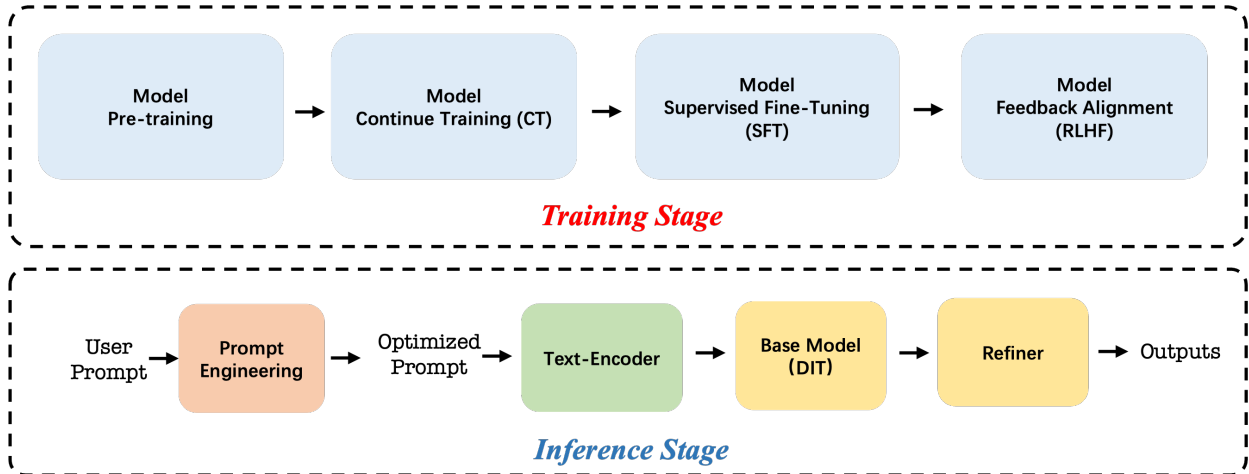


Figure 9 Overview of Seedream 2.0 Training and Inference Pipeline.

In this section, we introduce the training and inference stages of our Seedream 2.0 model. The main modules are presented in Figure 9.

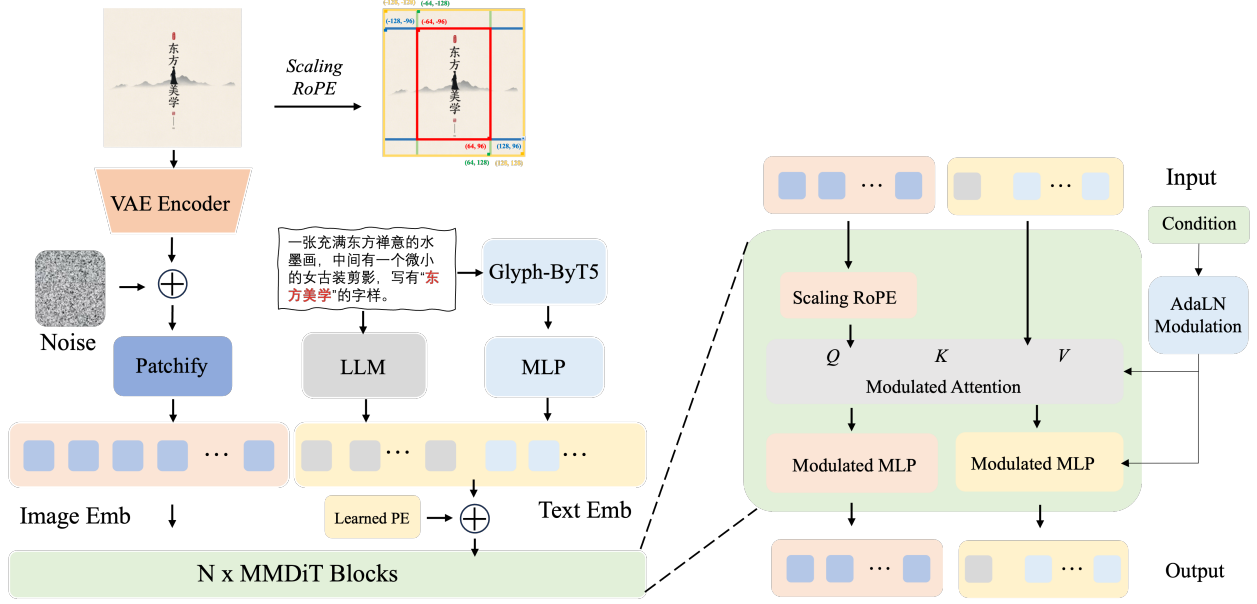


Figure 10 Overview of Model Architecture.

3.1 Diffusion Transformer

For an input image \mathbf{I} , a self-developed Variational Auto-Encoder (VAE) is used to encode the input image, resulting in a latent space representation $\mathbf{x} \in \mathbb{R}^{C \times H \times W}$. The latent vector \mathbf{x} is then patchified to a number of patches being $\frac{H}{p} \times \frac{W}{p}$. This process ultimately transforms the input image into $\frac{H \times W}{4}$ image tokens, which are concatenated with text tokens encoded by a text encoder and then fed into transformer blocks.

The design of DiT blocks mainly adheres to the design principles of MMDiT in Stable Diffusion 3 (SD3) [7]. Each transformer block incorporates only a single self-attention layer, which concurrently processes both image and text tokens. Considering the disparities between the image and text modalities, distinct MLPs are employed to handle them separately. The adaptive layer norm is utilized to modulate each attention and MLP layer. We resort to QK-Norm to improve training stability and Fully Sharded Data Parallel (FSDP) [44] to conduct distributed model training.

In this paper, we add the learned positional embedding on text tokens, and apply a 2D Rotary Positional Embedding (RoPE) [29] on image tokens. Unlike previous works, we develop a variant of 2D RoPE, namely Scaling RoPE. As shown in Fig. 10, by configuring various scale factors based on image resolution, the patches located at the center of the image can share similar position IDs across different resolutions. This enables our model to be generalized to untrained aspect ratios and resolutions to a certain extent during inference.

3.2 Text Encoder

To perform effective prompt encoding for text-to-image generation models, existing methodologies ([7, 13, 15]) typically resort to employing CLIP or T5 as a text encoder for diffusion models. CLIP text encoder ([24]) is capable of capturing discriminative information that is well aligned with visual representation or embeddings, while the T5 encoder ([25]) has a strong ability to understand complicated and fine-grained text information. However, neither CLIP or T5 encoder has strong ability to understand text in Chinese, while decoder-only LLMs often have excellent multi-language capabilities.

A text encoder plays a key role in diffusion models, particularly for the performance of text-alignment in image generation. Therefore, we aim to develop a strong text encoder by taking advantage of the power of LLMs that is stronger than that of CLIP or T5. However, text embeddings generated by the decoder-only LLMs have large differences in feature distribution compared to the text encoder of CLIP or T5, making it

difficult to align well with image representations in diffusion models. This results in significant instability when training a diffusion model with such an LLM-based text encoder. We develop a new approach to fine-tune a decoder-only LLM by using text-image pair data. To further enhance the capabilities for generating images in certain challenging scenarios, such as those involving Chinese stylistic nuances and specialized professional vocabulary, we collect a large amount of such types of data included in our training set.

Using the strong capabilities of LLM, and implementing the meticulously crafted training strategies, our text encoder has demonstrated a superior performance over other models across multiple perspectives, including strong bilingual capabilities that enable excellent performance in long-text understanding and complicated instruction following. In particular, excellent bilingual ability makes our models able to learn meaningful native knowledge directly from massive data in both Chinese and English, which is the key for our model to generate images with accurate cultural nuances and aesthetic expressions described in both Chinese and English.

3.3 Character-level Text Encoder

Considering the complexity of bilingual text glyphs (especially Chinese characters), we apply a ByT5 [19, 37] glyph-aligned model to encode the glyph content of rendered text. This model can provide accurate character-level features or embeddings and ensure the consistency of glyph features of rendered text with that of a text prompt, which are concatenated and then are input into a DiT block.

Rendering Content. Experimental results have demonstrated that when using a ByT5 model solely to encode the features of a rendered text, particularly in the case of long text, it can lead to repeated characters and disordered layout generation. This is due to the model’s insufficient understanding of holistic semantics. To address this issue, for the glyph features of rendered text, we encode them using both an LLM (text encoder) and a ByT5 model. Then we employ an MLP layer to project the ByT5 embeddings into a space that aligns with the features of the LLM text encoder. Then, after splicing the LLM and ByT5 features, we send the complete text features to the DiT blocks for training. In contrast to other approaches that typically use both LLM features and OCR-rendered image features as conditions, our approach uses only textual features as conditions. This allows our model to maintain the same training and reasoning process as the original text-to-image generation, significantly reducing the complexity of the training and reasoning pipeline.

Rendering Features. The font, color, size, position and other characteristics of the rendered text are described using a re-caption model which is encoded through an LLM text encoder. Traditional text rendering approaches [4, 18, 32] typically rely on a layout of preset text boxes as a conditional input to a diffusion model. For example, TextDiffuser-2 [4] employs an additional LLM for layout planning and encoding. In contrast, our approach directly describes the rendering features of the text through the re-caption model, allowing for an end-to-end training. This enables our model to learn the rendering features of text effectively and directly from training data, which also makes it efficient to learn accurate glyph features of the rendered text based on the encoded rendering features. This approach allows for a more comprehensive and accurate understanding of the rendering text, enabling the creation of more sophisticated and high-quality text rendering outputs.

4 Model Post-Training

Our post-training process consists of multiple sequential phases: 1) Continue Training (CT) and Supervised fine-tuning (SFT) stages remarkably enhance the aesthetic appeal of the model; 2) Human Feedback Alignment (RLHF) stage significantly improves the model’s overall performance across all aspects via self-developed reward models and feedback learning algorithms; 3) Prompt Engineering (PE) further improves the performance on aesthetics and diversity by leveraging a fine-tuned LLM; 4) Finally, a refiner model is developed to scale up the resolution of an output image generated from our base model, and at the same time fix some minor structural errors. The visualization results during different post-training stages are presented in Figure 11.

4.1 Continuing Training (CT)

Pre-trained diffusion models often struggle to produce images that meet the desired aesthetic criteria, due to the disparate aesthetic standards inherent in the pre-training datasets. To confront this challenge, we extend



古代园林, 春季风光, 青山绿水, 垂柳环绕, 大池塘, 亭台塔楼, 传统技法, 水墨画, 细腻线条, 色彩突出, 细节纹理, 古典美学, 诗意氛围, 高清, 高分辨率, 自然光, 柔和色调, 远景, 静谧, 优雅 (Ancient gardens, spring scenery, green mountains and clear water, weeping willows, large ponds, pavilions and towers, traditional techniques, ink painting, delicate lines, prominent colors, detailed textures, classical aesthetics, poetic atmosphere, high definition, high resolution, natural light, soft tones, distant views, tranquility, elegance)



一个男孩的背影, 他看着窗外的花, 摄影 (The back of a boy looking at the flowers outside the window, photography)



富士X-T4相机拍摄胶片写真, 35mm定焦镜头, 中景构图。画面呈现一个穿着和服的少女站在樱花树下, 微风吹拂花瓣, 逆光下形成柔和的光晕, 细腻的光影照着少女的脸庞, 整体呈现出宁静与自然的氛围。(Fujifilm X-T4 camera shoots film portraits, 35mm fixed-focus lens, mid-ground composition. The picture shows a girl in kimono standing under a cherry tree, the breeze blowing the petals, forming a soft halo under the backlight, and delicate light and shadow shining on the girl's face, presenting an overall atmosphere of tranquility and nature.)



马丁·帕尔的摄影作品, 闪光灯拍摄, 仰视视角。夜晚, 一只黑白猫, 它走在雪地里, 背景是复古的房屋。(Martin Parr's photography, flash photography, looking up. A black and white cat walking in the snow at night, with a vintage house in the background.)

Figure 11 Visualization during different post-training stages.

the training phase by transitioning to a smaller but better quality data set. This continuing training (CT) phase is designed not only to markedly enhance aesthetics of the generated images, but is also required to maintain fundamental performance on prompt-following and structural accuracy. The data of the CT stage consists of two parts.

4.1.1 Data

- High-quality Pre-training Data: We filter a large amount of high-quality images from our pre-training dataset, by developing a series of specialized Image Quality Assessment (IQA) models. The filtering process is automatic by using these models without any manual effort.
- Manually Curated Data: In addition to the collected high-quality data from pre-training datasets, we meticulously amass datasets with elevated aesthetic qualities from diverse specific domains such as art, photography, and design. The images within these datasets are required to possess a certain aesthetic charm and align with the anticipated image generation outcomes. Following multiple rounds of refinement, a refined dataset comprising millions of manually cherry-picked images was fabricated. To avoid overfitting such a small dataset, we continually train our model by jointly using it with the selected high-quality pre-trained data, with a reasonable sampling ratio.

4.1.2 Training Strategy

Directly performing CT on the aforementioned datasets can considerably improve the performance in terms of aesthetics, but the generated images still exhibit a notable disparity from real images having appealing aesthetics. To further improve aesthetic performance, we introduce VMix ([34]) which enables our model to learn the *fine-grained aesthetic characteristics* directly during the denoising process. We tag each image according to various aesthetic dimensions, namely *color*, *lighting*, *texture*, and *composition*, and then these tags are used as supplementary conditions during our CT training process. Experimental results show that our method can further enhance the aesthetic appeal of the generated images.

4.2 Supervised Fine-Tuning (SFT)

4.2.1 Data

In the SFT stage, we further fine-tune our model toward generating high-fidelity images with excellent *artistic beauty*, by using a small amount of carefully collected images. With these collected images, we specifically trained a caption model capable of precisely describing beauty and artistry through multi-round manual rectifications. Furthermore, we also assigned style labels and fine-grained aesthetic labels (used in the vmix approach) to these images, which ensure that the information of the majority of mainstream genres is included.

4.2.2 Training Strategy

In addition to the constructed SFT data, we also include a certain amount of model-generated images, which are labeled as "negative samples", during SFT training. By combining with real image samples, the model can learn to discriminate between real and fake images, enabling it to generate more natural and realistic images. This thereby enhances the quality and authenticity of the generated images. The SFT data with high artistic standards can substantially enhance the artistic beauty, but it inevitably degrades the performance on image-text alignment, which is fundamental to text-to-image generation task. To address this issue, we developed a data resampling algorithm that allows the model to enhance aesthetics while still maintaining image-text alignment capacity.

4.3 Human Feedback Alignment (RLHF)

In our work, we introduce a pioneering RLHF optimization procedure tailored for diffusion models ([14, 41, 42]), incorporating preference data, reward models(RMs), and a feedback learning algorithm. As depicted in Figure 12, the RLHF phase plays a pivotal role in enhancing the overall performance of our diffusion models in various aspects, including image-text alignment, aesthetic, structure correctness, text rendering, etc.

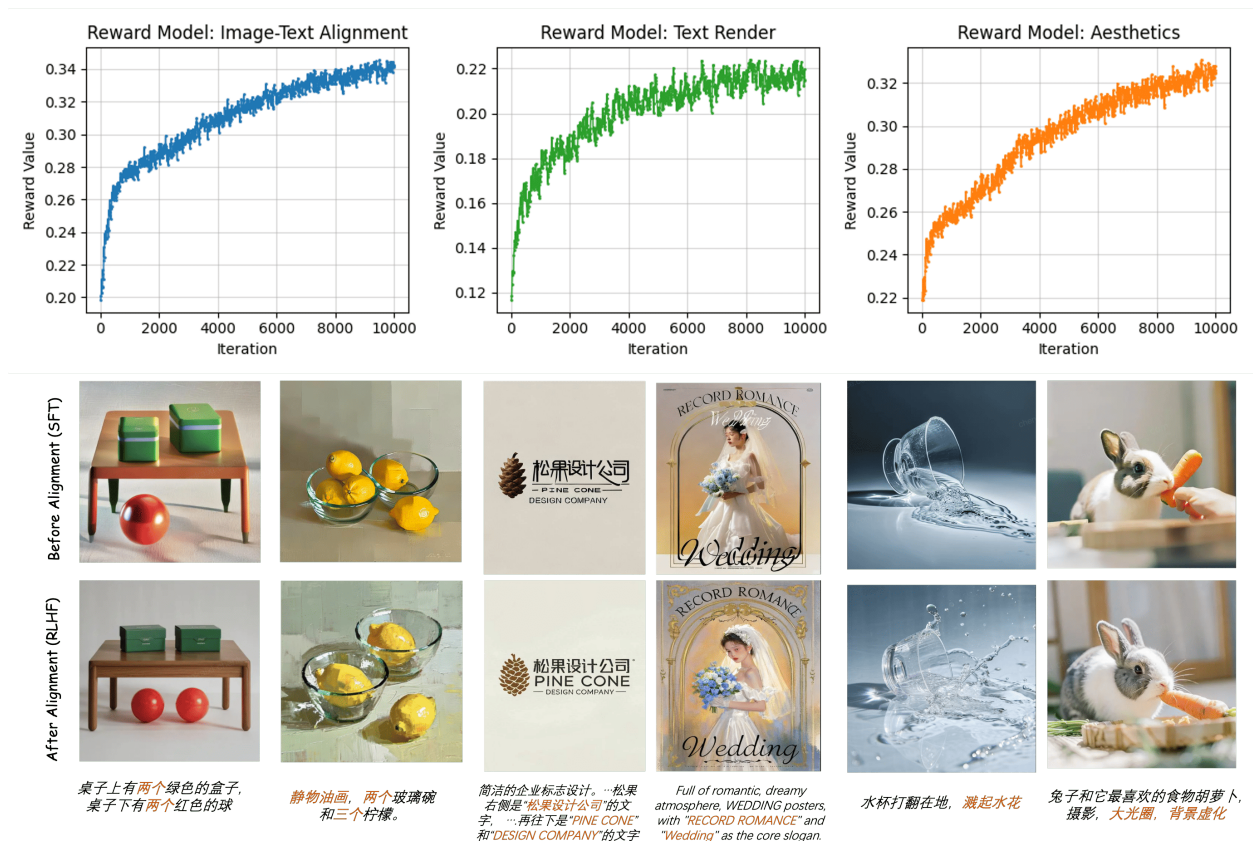


Figure 12 The reward curves show that the values across diverse reward models all exhibit a stable and consistent upward trend throughout the alignment process. Some visualization examples reveal that the human feedback alignment stage is crucial.

4.3.1 Preference Data

- *Prompt System*: We have developed a versatile Prompt System tailored for employment in both the RM Training and Feedback Learning phases. Our curated collection comprises of 1 million multi-dimensional prompts sourced from training captions and user input. Through rigorous curation processes that filter out ambiguous or vague expressions, we guarantee a prompt system that is not only comprehensive but also rich in diversity and depth of content.
- *RM Data Collection*: We collect high-quality data for preference annotation, comprising images crafted by various trained models and data sources. Through the construction of a cross-version and cross-model annotation pipeline, we enhance the domain adaptability of RMs, and extend its upper threshold of preferences.
- *Annotation Rules*: In the annotation phase, we engage in multi-dimensional fusion annotation (such as image and text matching, text rendering, aesthetic, etc.). These integrated annotation procedures are designed to elevate the multi-dimensional capabilities of a single reward model, forestall deficiencies in the RLHF stage, and foster the achievement of Pareto optimality across all dimensions within RLHF.

4.3.2 Reward Model

- *Model Architecture*: We use a CLIP model that supports both Chinese and English as our RMs. By leveraging the strong alignment capabilities of the CLIP model, we forgo additional Head output reward methods like ImageReward, opting to utilize the output of CLIP model as the reward itself. A ranking loss is primarily applied as the training loss of our RMs.

- *Multi-aspects Reward Models*: To enhance the overall performance of our models, we meticulously crafted and trained three distinct RMs: a image-text alignment RM, an aesthetic RM, and a text-rendering RM. In particular, the text-rendering RM is selectively engaged when a prompt tag relates to text rendering, significantly improving the precision of character-level text generation.

4.3.3 Feedback Learning

- *Learning Algorithm*: We refine our diffusion model through a direct optimization of output scores computed from multiple RMs, akin to REFL ([36]) paradigm. Delving into various feedback learning algorithms such as DPO ([33]) and DDPO ([1]), our investigation revealed that our methods stand out as an efficient and effective approach toward multi-reward optimization. In particular, we achieve stable feedback learning training by carefully adjusting learning rates, choosing an appropriate denoising time step, and implementing weight exponential moving average. During the feedback learning phase, a pivotal strategy involves harmonized fine-tuning of the DIT and the integrated LLM text encoder. This joint training protocol significantly amplifies the model’s capacity in image-text alignment and aesthetic improvement.
- *Iterative Refinement*: Our experimentation involves a series of iterative optimizations performed between the diffusion model and the trained RMs. i) We begin by utilizing the existing reward model to optimize the diffusion model. ii) Next, we conduct preference annotation on the refined diffusion model and train a bad-case-aware reward model. iii) We then leverage this updated reward model to further optimize the diffusion model. The above process is iteratively repeating to enhance performance. This iterative approach not only enhances the upper bound of performance within the RLHF process but also ensures a higher degree of stability and control compared to dynamically updating the RMs.

4.4 Prompt Engineering (PE)

A common user text prompt is often simple and uncluttered, and it is difficult to directly generate an image with a satisfied quality. This limitation stems from the fact that our diffusion model is trained with high-quality captions, which are often much more complicated but include more detailed information than human-written text prompt. This means that we need to recalibrate user prompts to match the model’s preferences for achieving optimal performance. To address this issue, we introduce a novel Prompt Engineering (PE) framework, by leveraging an internal finetuned LLM to facilitate diffusion model to generate images with higher quality. The PE framework consists of two key stage: supervised fine-tuning LLM and RLHF. Our empirical findings demonstrate that our PE model leads to a notable 30% enhancement in the aesthetic quality, a 5% improvement in image-text alignment, and a substantial increase in diversity of the generated images.

4.4.1 Fine-tune LLM

Our PE model is built on a well-developed LLM with strong ability in both Chinese and English. We perform supervised fine-tuning on the LLM, by using a carefully curated dataset, where we construct data samples of paired prompts, $D = \langle u, r \rangle$ (u denotes an initial input prompt and r represents a rephrased one output by our PE model). The quality of the constructed prompt pairs is important for the performance of PE. We devised two distinct methodologies: i) starting from user input: ($u \rightarrow r$): a user input prompt u is manually rephrased and then input into a well-developed T2I diffusion model. This process is implemented repeatedly until a high-quality image is generated, where the corresponding rephrased prompt is selected as r . ii) starting from a rephrased prompt ($r \rightarrow u$): we carefully curate excellent image samples with detailed and comprehensive captions from our training set. Furthermore, we collect such high-quality samples or image-text pairs from the open-source community. Then we degrade the captions of the collected samples to obtain the initial user prompt u , by using an internal LLM (for example, to eliminate aesthetic-related descriptions in the rephrased captions).



Figure 13 PE Visualization. We provide 4 PE prompts for each original prompt.

4.4.2 PE RLHF

We perform RLHF on our PE LLM via diffusion generation, which can further enhance the PE model that improves our image generation results with higher aesthetic quality and more accurate image-text alignment. Specifically, we collect a set of user prompts from our training data. Then we perform the current PE model on each user prompt to generate multiple rephrased prompts, which are then used to generate images using the trained diffusion model. We select a <high-quality, low-quality> image pair from the generated images, based on aesthetics and text-image alignment results. Finally, the corresponding prompt pairs are used to further train PE using a simple preference optimization (SimPO) method, which further aligns the PE performance to human preferences.

4.5 Refiner

Our base model generates a 512-resolution image, which is required to further scale up to 1024 resolution. We incorporate a refiner model to scale the images with a higher resolution. The refiner not only scales up the image resolution, but also refines structural details (such as those of human faces) and enriches the textural quality, as shown in 14. The refiner model is built on our base model, and the training process includes two stages: 1024-resolution training and texture RLHF, which are detailed as follows. **1024-Resolution Training.** We perform 1024-resolution training with data used in the CT stage, in which we exclude images



Figure 14 Refiner Visualization. Recommend to zoom in for the best visualization.

with a resolution lower than 1024, while resizing higher-resolution images to 1024 by keeping their aspect ratios. **Refiner RLHF.** Further, we perform a similar RLHF process on our refiner, in an effort to enhance the textural details in the generated images. The data is constructed as follows. We manually collected a set of high-texture images, where random degradation is performed to construct the paired data for training. Then we train a score-based texture reward model (RM) using these degraded images, and the texture RM is utilized to guide the optimization of a refiner model toward a richer and more meaningful generation of an image.

5 Align to Instruction-Based Image Editing

Earlier research([3]) has shown that a Text-to-Image model excels not only in generating images, but also in comprehending images due to its inherited text-conditioned capabilities. Consequently, we can adapt the diffusion model into an instruction-based image editing model, further revealing its potential to benefit users.

5.1 Preliminaries

As introduced in SeedEdit ([28]), we proposed a new data generation process, a novel causal diffusion framework, and a training strategy with iterative optimization. Specifically, for data generation, we propose a strategy similar to InstructPix2Pix ([2]) or Jedi([40]), which helps ensure broader data variability including rigid and non-rigid modifications. In terms of architecture, we utilize the diffusion diffusion model as an image encoder, which is different from commonly used encoders such as CLIP ([5]) or DINO ([23]) as seen in methods such as IP-Adaptor ([38]). This is because we want generation features and image understanding features are aligned in the same latent domain.

SeedEdit results in edited images that retain high aesthetic and compositional fidelity with the original input. Finally, we employ an iterative optimization strategy to better integrate image and textual features for generating new images. By fusing these techniques, SeedEdit delivers superior editing quality for both synthesized and real images, surpassing other state-of-the-art academic and product benchmarks. The method we outline in this paper is referred to as SeedEditV1.0, and here we have subsequent improvements detailed in this technical report.

5.2 Enhanced Human ID Preservation

After the launch of SeedEditV1.0, we observed limited performance in retaining human facial ID in real images, particularly when the face is small or impacted by the diffusion model’s strong text-conditioned bias. For example, positioning a person in front of “The Taj Mahal” might drive their appearance close to an Indian

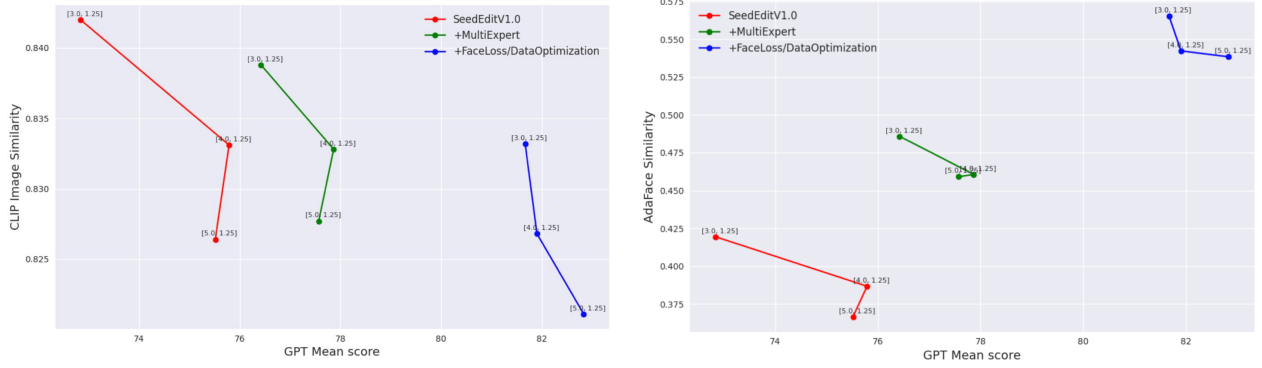


Figure 15 Quantitative ablation of SeedEdit. Left: GPT score v.s. CLIP image similarity. Right: GPT score v.s. AdaFace similarity.

face. Since human facial features are crucial for our applications, we introduce two enhancements to address this issue.

Multi-Expert Data Fusion. Given that generated data often includes unrealistic variations of the generated IDs, we compiled additional datasets containing real IDs from two sources. First, we created datasets using internal face-expert workflows like ID/IP guided models and background replacement models. Second, we amassed a significant dataset of real images preserving IDs, where individuals are pictured in varying environments and camera settings. During training, these datasets are conditionally merged based on specific data prompt prefixes to ensure the original data quality and distributions remain unaffected.

Face-Aware Loss. For image pairs that preserve human face IDs well, we further boost the model’s capability to maintain facial features by implementing an additional perception loss through a face similarity measurement model such as AdaFace([12]). By combining diffusion loss with face loss, the updated SeedEdit model markedly improves facial similarity.

Data Optimization. Lastly, we further refine the quality of the data employing more robust data filters and a wider variety of sampling strategies, resulting in an improved edit model. In our experiments, we cultivated a 160 image edit validation set with both real and generated images covering various editing operations. Figure 15 illustrates the impact of expert data and face-aware loss on the SeedEdit revision, where each component improves significantly demonstrating how both strategies enhance the outcomes. Examples are listed in Figure16.

6 Model Acceleration

6.1 CFG and Step Distillation

In the diffusion model inference stage, the Classifier-Free Guidance (CFG) strategy is commonly employed, necessitating two model inferences per timestep to generate an image. To address this inefficiency while maintaining guidance scale parameterization, we propose a novel guidance scale embedding strategy. Our step distillation framework builds upon Hyper-SD [27], which introduces a novel Trajectory Segmented Consistency Distillation (TSCD) methodology for efficient diffusion model compression. TSCD employs a hierarchical refinement strategy combining trajectory preservation and reformulation mechanisms through three sequential operational phases: First, Hyper-SD divides the full timestep range $[0, T]$ into k segments (initially $k = 16$) for localized consistency learning, ensuring that each segment maintains the original ODE trajectory characteristics through boundary-aware temporal sampling. Then, we gradually reduces the segment count ($k \rightarrow [8, 4, 2, 1]$) across training stages, enabling a smooth transition from local to global consistency. This hierarchical refinement mitigates error accumulation, a common issue in single-stage consistency distillation methods.

Instruction: 背景改为纽约市天际线, 且有早晨阳光的光芒 (The background changes to the New York City skyline with the glow of the morning sun)



Instruction: 将女子的头发变为蓝紫色的短发 (Change the woman's hair into short blue-purple hair)



Input Image

SeedEditV1.0

+MultiExpert

+FaceLoss/DataOptimization

+Refiner

Figure 16 Qualitative comparison of SeedEdit revision. We show here that current approach significantly enhances ID retention.

Furthermore, we adaptively balance MSE for proximal predictions and adversarial loss for divergent targets. Experiments confirm improved stability and efficiency. Integrating these phases, TSCD enhances diffusion model compression while preserving high-fidelity generation.

6.2 Quantization

We have significantly improved computational density and reduced kernel memory access through operator fusions and fine-tuning for intensive operations. These efforts have led to performance improvements of operators ranging from 5% to 20%. We also support Attention and GEMM quantization and propose an adaptive hybrid quantization approach. Initially, an offline smooth method is employed to optimize distribution outliers within intra-layers. Subsequently, we implemented a search strategy for various layers, bit-width, and granularities based on sensitivity metrics. Furthermore, we proposed a lightweight Quant Training scheme. Specifically, we fine-tune the quant scale in a few hours. This approach assists the low-bit model in adapting to district activation variations and further mitigates quantization losses of hard-to-smooth sensitive layers. To achieve acceleration benefits on GPUs, we optimized various low-bit mixed-granularity quantization kernels.

7 Model Performance

We conducted a comparative analysis between our model and several SOTA text-to-image models. For the performance on English prompts, we compare our model with recent commercial models including GPT-4o ([22]), Midjourney v6.1 ([21]), FLUX1.1 Pro ([13]) and Ideogram 2.0 ([10]). For performance on Chinese prompts, models including GPT-4o ([22]), Kolors 1.5 ([30]), MiracleVision 5.0 ([20]) and Hunyuan (Dec. 2024 [31]) are compared. Both human and machine evaluation are used to provide more comprehensive studies. The results show that our model exhibits remarkable proficiency in both Chinese and English, attaining the highest score on the most perspectives, and emerging as the most widely preferred model. Further evaluations focusing on text rendering and Chinese characteristics demonstrate that our model exhibits superior performance in the generation of accurate Chinese cultural nuances and related content, surpassing current industry competitors.

The overall results are presented in Figure 1.

7.1 Human Evaluation

7.1.1 Benchmark

For a comprehensive assessment of the performance of text-to-image models, a rigorous evaluation benchmark is established. This benchmark, named Bench-240, is made up of 240 prompts. These prompts are collected by combining representative prompts from publicly accessible benchmarks, such as [39], and manually curated prompts. Each prompt is provided in both Chinese and English. The design of this benchmark focuses on two considerations: image content such as subject and their relations or relevant actions, and image quality such as subject structure and aesthetic elements. The distribution of text prompts is meticulously calibrated in accordance with user preference surveys.

7.1.2 Human Evaluation Results

Based on Bench-240, a comprehensive comparison of various models is performed by computing an overall ELO score with a professional evaluation on three key aspects: text-image alignment, structural correction, and aesthetic quality. We report the result in Figure 17.

- **Expert Evaluation on specific aspects:** Professional evaluation is conducted by expert reviewers, who are professionals equipped with specialized skills or extensive hands-on experience in their respective domains. For example, in terms of aesthetic quality, proficient aesthetic designers are required to assign an aesthetic score to each generated image. These reviewers use a Likert scale ([16]) that spans from 1 (denoting extreme dissatisfaction) to 5 (signifying utmost satisfaction) to quantitatively evaluate the generated images. The ultimate score for each model is computed as the arithmetic mean of the scores provided by multiple reviewers, across a series of images and corresponding prompts.
- **Elo-based total score:** The overall public preference is gauged through an Elo-based ([6]) ranking system, which is calculated from the voting results of the public reviewers. Volunteers are presented with pairwise comparisons of images produced by two different models and are asked to make their preferred selection. We have collected more than 500,000 pairwise comparisons, with each model participating in an average of more than 30,000 comparisons. It should be noted that some subversions or competing models are also involved. The extensive results provide a reliable reference to gauge public preference.

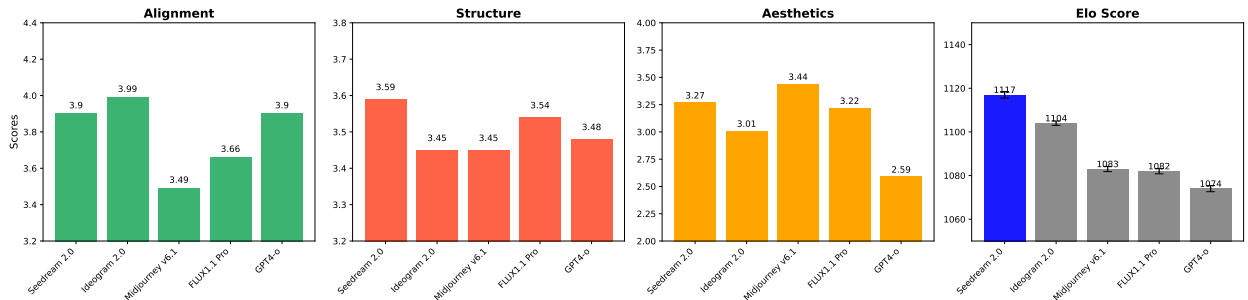


Figure 17 Human Evaluation Results.

As illustrated in Figure 1, our Seedream achieves the preeminent total score among public reviewers for both Chinese and English evaluation, remaining in a considerable superiority over the remaining models. Furthermore, the Seedream model exhibits a more holistic performance across all evaluation rubrics. Taking the English evaluation as an example, we present more specific results in Figure 17. Our model ranks first in structural aspects and occupies the second position in both image-text alignment and aesthetic performance. It has no obvious shortcomings, which excels over Midjourney v6.1 in image-text alignment and Ideogram 2.0 in aesthetic appeal. While competing models possess fortes in particular dimensions, our model preponderates across the entire spectrum of criteria, thereby emerging as the most favored in public appraisals. Similar

conclusion can be seen in the Chinese evaluation as well. Some comparison images are shown in Figure 23,24,25.

7.2 Automatic Evaluation

Automated evaluation techniques are additionally utilized to assess the performance of text-to-image models, especially those that are publicly available. Our evaluation principally takes into account two aspects: text-image alignment and image quality. Only English prompt results are presented here, since external automatic evaluation methods mainly support English input.

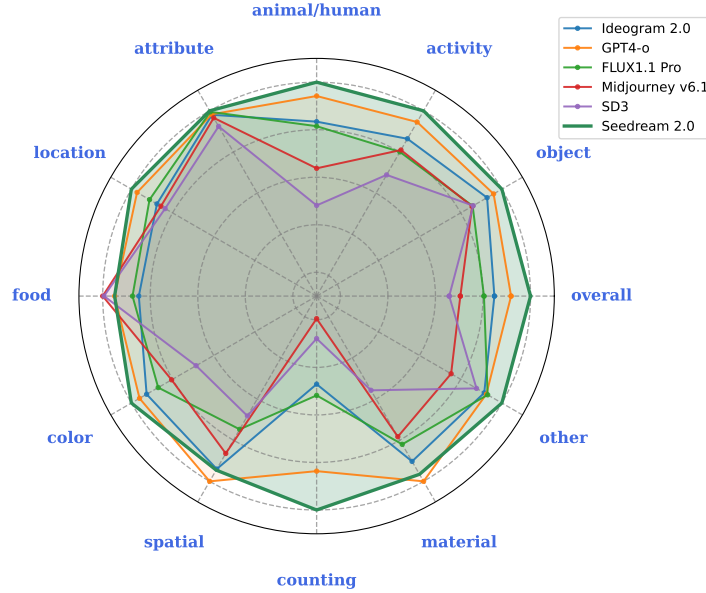


Figure 18 EvalMuse Evaluation Results across fine-grained dimensions.

7.2.1 Text-Image Alignment

Traditional metrics like FID ([11]) and CLIP-Score ([9]) prove inadequate in precisely measuring the image-text alignment capabilities of current text-to-image models. Consequently, automated evaluation methodologies harnessing Vision Language Models (VLMs) have attracted substantial interest. In the present study, we adopt two approaches: EvalMuse ([8]) and VQAScore ([17]).

- *EvalMuse*: EvalMuse collects and annotates an extensive dataset of image-text pairs, facilitating a detailed analysis of image-text alignment within generated images. By employing the FGA-BLIP2 model, which exhibits a remarkable degree of consistency with human evaluations across multiple benchmarks, we conduct a comparison of diverse models on the EvalMuse test dataset and present fine-grained results among skill dimensions.
- *VQAScore*: VQAScore capitalizes on a visual-question-answering (VQA) model to derive alignment scores by computing the probability of whether the generated image corresponds to the prompt. Driven by state-of-the-art Vision-Language Models (VLMs), VQAScore attains an accuracy level comparable to that of human evaluations. In this study, we utilize the recommended Clip-Flant5-xxl model to automatically evaluate the image-text alignment capabilities on GEN-AI benchmark.

VQAScore gives similar results to those of human evaluations, that our Seedream ranks second only to Ideogram and is ahead of other models. The findings from the EvalMuse assessment reveal that our model achieves the highest composite score, claiming the top position across the majority of crucial metrics. Especially in some dimensions with higher difficulty, such as counting and activity. In addition, our model also takes the lead over other models in the "other" category, because the text rendering ability is also included in

Model	VQAScore total	Total	EvalMuse							
			Object	Activity	a./h.	Attribute	Location	Color	Counting	Other
Seedream 2.0	<u>0.8031</u>	0.682	0.747	0.662	0.756	0.821	0.793	0.706	0.477	0.665
GPT-4o	0.7974	0.656	0.732	0.644	0.734	0.814	0.782	0.692	0.438	0.640
FLUX1.1 Pro	0.7877	0.617	0.694	0.596	0.686	0.819	0.758	0.660	0.362	0.642
Ideogram 2.0	0.8226	0.632	0.720	0.617	0.693	0.813	0.743	0.680	0.351	0.637
Midjourney v6.1	0.7569	0.583	0.693	0.599	0.619	0.807	0.736	0.637	0.285	0.583

Table 1 Automatic evaluation results using VQAScore and EvalMuse.

Metirc	GPT-4o	FLUX 1.1	Ideogram 2.0	MJ v6.1	RecraftV3	Seedream 2.0
HPSv2	0.2881	0.2946	0.2932	0.2850	0.2991	0.2994
MPS	12.79	13.11	13.01	13.67	13.09	<u>13.61</u>
Internal-Align	28.85	27.75	27.92	<u>28.93</u>	28.90	29.05
Internal-Aes	26.48	25.15	26.40	27.07	26.80	<u>26.97</u>

Table 2 Preference Evaluation with different metrics.

this category. Significantly, the results from automated evaluations closely mirror manual appraisals, further validating that our model has excellent performance in handling image-text alignment.

7.2.2 Image Quality

Image quality is highly subjective, thereby posing a significant challenge in formulating a universally applicable and accurate standard for evaluation. Conventionally, human preference metrics have been resorted to for assess the visual appeal of an image. In this study, we evaluate the performance of our model by the following models: HPSv2 ([35]) and MPS ([43]).

- *HPSv2*: derives from an expansive dataset of annotated generated image pairs, it proffers a steady and dependable measure of image quality.
- *MPS*: Conversely, this metric evaluates image quality across multiple dimensions, and it has been demonstrated that it exhibits especially potent discriminatory capabilities in capturing aesthetic perception.
- *Internal Evaluation Model*: Additionally, we introduce two internally preferred evaluation models, namely Internal-Align and Internal-Aes, which are respectively utilized for the evaluation of text-image alignment and overall aesthetic aspects.

We present the quality evaluation results for these two metrics on Bench-240, comparing our model against GPT-4o, FLUX-1.1, Midjourney v6.1 and RecraftV3. Our model achieves the highest score on HPSv2. In terms of the MPS score, our model trails closely behind Midjourney v6.1, yet outperforms other competing models by a substantial margin. Similar trends can be observed in the internal evaluation model. Whereas the performance of competing models exhibits significant oscillations across diverse evaluation metrics, our model demonstrates remarkable stability and persistently high performance, underlining its preponderant capability across a spectrum of preference dimensions.

7.3 Text Rendering

To comprehensively assess the text rendering capability of our model, we carried out an extensive evaluation as well. Initially, we devised a specialized benchmark tailored for text rendering, which incorporated 180 prompts in Chinese and an equal number in English. These prompts encompass a wide range of categories, ranging from logo designs, posters, electronic displays, printed text, to handwritten text. Notably, the benchmark also contains text renderings on unconventional substrates, such as text formed by arranging French fries or inscribed in the semblance of clouds, thereby providing a diverse and comprehensive benchmark.

One subjective metric, **availability rate**, and two objective metrics, text **accuracy rate** and **hit rate**, are employed to evaluation of text rendering capability. Availability rate refers to the proportion of images deemed acceptable when text rendering is almost correct, taking into account the integration of text with other content and the overall aesthetic quality. The objective metrics are defined as follows:

- **Text accuracy rate** is defined as:

$$R_a = (1 - \frac{N_e}{N}) * 100\%$$

where N represents the total number of target characters, and N_e denotes the minimum edit distance between the rendered text and the target text.

- **Text hit rate** is defined as:

$$R_h = \frac{N_c}{N} * 100\%$$

where N_c represents the number of characters correctly rendered in the output.

To deeply assess our model’s text rendering capabilities, we carefully compared it with outstanding text-to-image models having text rendering features. In English text rendering, the competitors included RecraftV3 ([26]), Ideogram 2.0, FLUX1.1 Pro, GPT-4o, and Midjourney v6.1. For Chinese aspects, the evaluation covered Kolrs 1.5 ([30]) and MiracleVision 5.0 ([20]).

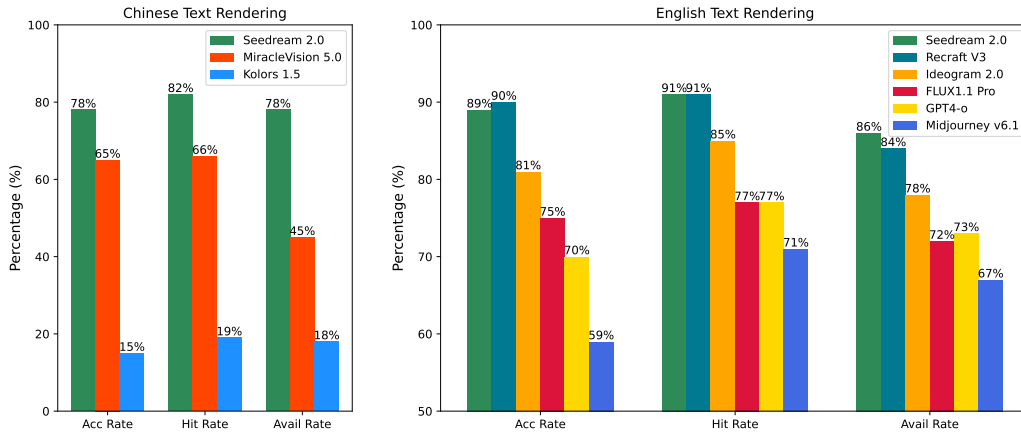


Figure 19 Text Rendering Evaluation.

The evaluation results, Figure 19, clearly show that our model achieves the best availability in both Chinese and English text rendering, with the highest or near-highest text accuracy and hit rates among the tested models. Especially in Chinese text rendering, our model gives a clear edge over all rivals. Compared to generating English characters, rendering Chinese characters is much more challenging due to their more complex structures and a much larger character set. Despite these difficulties, our model achieves an impressive 78% text accuracy rate and 82% hit rate in Chinese writing. Although MiracleVision 5.0 also achieves a 65% Chinese text accuracy rate, its text layout often keeps an obvious disconnect from the background of the image, seriously affecting availability. Moreover, our model stands out by being great at generating Chinese text with rich cultural meanings, like traditional couplets and ancient Chinese poetry, highlighting its ability to handle special and nuanced text forms. Examples can be found in Figure 26 and Figure 27.

7.4 Chinese Characteristics

Generating images that accurately describe Chinese characteristics requires not only a basic understanding of the Chinese language, but also a nuanced perception of China’s rich cultural heritage. For example, ancient China cannot be represented by a single symbol, as each dynasty (Tang, Song, Yuan, Ming, and Qing) has distinct cultural features. To comprehensively evaluate the performance of our model in terms

of Chinese characteristics, we construct a benchmark of 350 prompts that span traditional clothing, food, artistic techniques, architecture, and other customs.

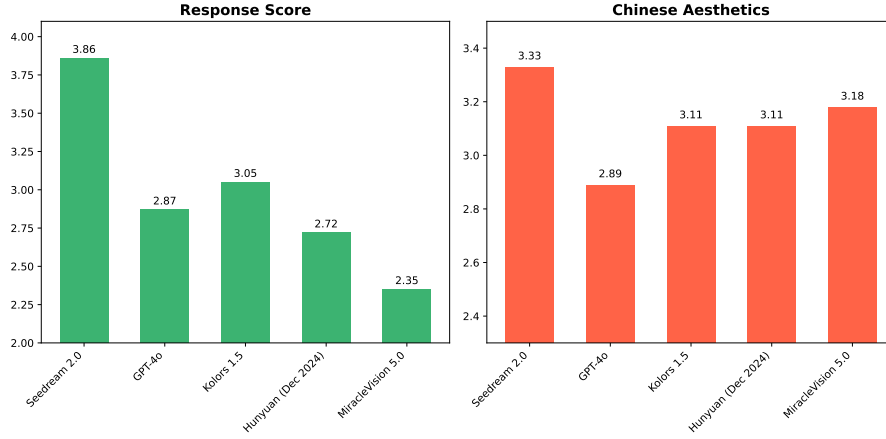


Figure 20 Chinese Characteristics Evaluation.

Professional designers evaluate the generated images based on two criteria. A response rate indicates whether the target elements are correctly responded to. A Chinese aesthetic score refers to whether the expression by the generated images satisfies the aesthetic tendencies in China. Both metrics are scored on a scale from 1 to 5, with 1 representing no response and 5 indicating a perfect meeting.

Figure 20 shows that our model outperforms the others, particularly in response rate, with a clear advantage. We further analyze the proportion of correct responses (with a response score of 5) of each model in a fine-grained perspective of Chinese characteristics, and the results are shown as a normalized radar 21. Our model significantly outperforms competitors in all dimensions, especially in aspects such as food, festival, craftsmanship, and architecture. As shown in Figure 22, take Hot Dry noodles vs. Sliced noodles, and Mongolian vs. Tibetan robes. Other models struggle to show such differences. More high-aesthetic Chinese-style images generated by Seedream can be found in Figure 28.

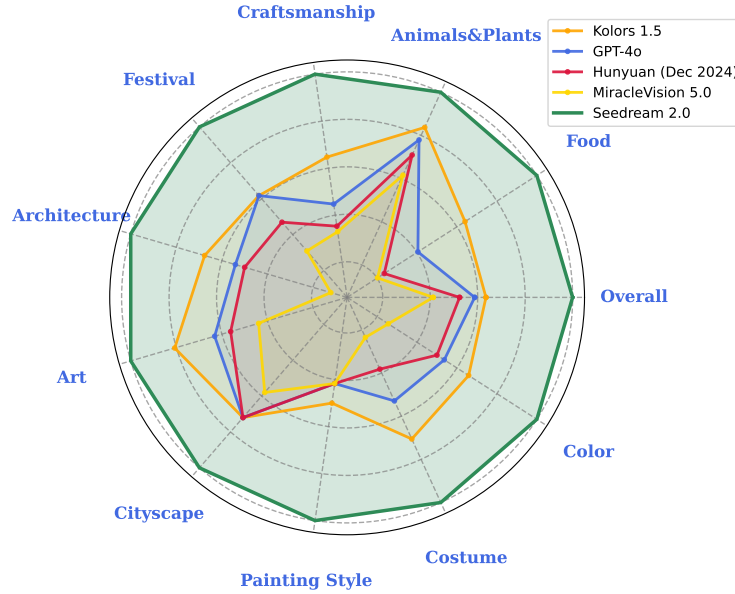


Figure 21 Response Rate of Chinese Characteristics across Dimensions.



Figure 22 Chinese Characteristics Comparisons. Our model demonstrates a more accurate understanding and expression of Chinese elements.

7.5 Visualization

We present several visual comparison outcomes between our proposed approach and other existing methods in Figure 22,23,24,25,26,27,28. It can be seen that our approach demonstrates superiority in aspects such as image-text alignment, structural coherence, aesthetic appeal, and text rendering accuracy. For a more comprehensive exploration of our model, we invite you to visit our DouBao and Dreamina web pages.

8 Conclusion

In this work, we present Seedream 2.0, a state-of-the-art bilingual text-to-image diffusion model designed to address critical limitations in current image generation systems, including model bias, insufficient text rendering capabilities, and deficiencies in understanding culturally nuanced prompts. By integrating a self-developed bilingual LLM as a text encoder, our model learns meaningful native knowledge in both Chinese and English, enabling high-fidelity generation of culturally relevant content. The incorporation of Glyph-Aligned ByT5 for character-level text rendering and Scaled ROPE for resolution generalization further enhances its versatility and robustness. Through systematic optimization via multi-phase SFT and RLHF iterations, Seedream 2.0 demonstrates superior performance in prompt adherence, aesthetic quality, structural correctness, and human preference alignment, as evidenced by its exceptional ELO scores. In particular, it achieves remarkable effectiveness in Chinese text rendering and culturally specific scene generation, earning widespread acclaim on applications such as Doubao (豆包) and Dreamina (即梦).




Figure 23 Alignment Comparisons. Seedream and Ideogram 2.0 excel in these two prompts, while other models either struggle with imaginative scenarios or misinterpret quantity and position in the prompts below.



Figure 24 Structure comparisons. External models encounter issues with the distortion of fingers and limbs under complex movements.

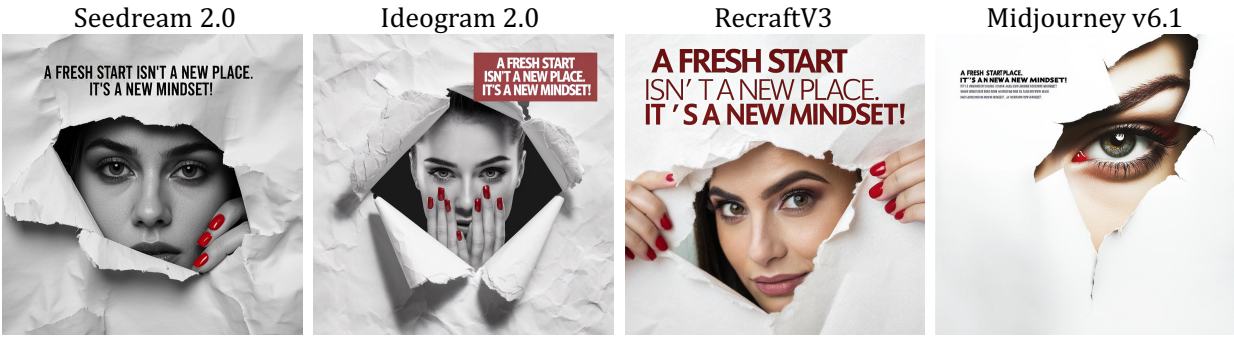


Prompt: Photography Portraits, Slow Shutter Photography, [Wong Kar-wai's Cinematic Style Photography](#), Frame Extraction Photography, Time-lapse Photography, Creative Portrait Photography, Cyan-Orange Tone, Hong Kong-style Street Photography, Subway Stations, People coming and going. The light is blurred and softened, forming hazy trailing shadows. Soft Focus Photography, Deep and Mysterious Eyes, Artistic Atmosphere.



Prompt: Q-version comics, a cute Chinese girl, smart, innocent and adorable. 3D face, a big head and big eyes. long curly hair, wears a hat, in a gray sweater, khaki casual long pants and white shoes. Full body, monochromatic background, natural light, smooth skin. The [natural light shines through her hair](#), minimalist drawing style


Figure 25 Aesthetics comparisons. Seedream demonstrates outstanding performance in cinematic scenes and artistic design, while other models show weaker performance in artistic style and texture details.



Prompt: A captivating and inspiring photograph of a woman's face, partially revealed through the torn edges of crisp white paper. ... Hovering above her head, a bold, motivational quote reads, "A FRESH START ISN'T A NEW PLACE. IT'S A NEW MINDSET!". The composition is visually striking and empowering typography.



Left Prompt: “爱不释手”，logo文字 **Right Prompt:** 一扇双开门上贴着红色的对联，上联写着“心想事成百业兴”，下联写着“时来运到家昌盛”。门的上方有一个红色的横幅，上面写着“吉星高照”



Left Prompt: 用黄瓜组成一个“猫”字。 **Right Prompt:** 电影摄影风格，宽镜头，一个50岁的男性中年教师，面容慈祥，...准备和刚刚参加完高考的学生们碰杯庆祝，背景墙上是巨大的卷轴，写着金榜题名几个大字

Figure 26 Text-Rendering Comparisons. Seedream performs exceptionally well in harmonizing text with content and demonstrates strong typesetting capabilities. Notably, it offers a distinct understanding of scenarios with Chinese characteristics.



Figure 27 Text Rendering by Seedream. Our model presents infinite potential in poster design and artistic creation.



Figure 28 Chinese Characteristics by Seedream. Our model presents impressive representation of Chinese aesthetics.

References

- [1] Kevin Black, Michael Janner, Yilun Du, Ilya Kostrikov, and Sergey Levine. Training diffusion models with reinforcement learning. *arXiv preprint arXiv:2305.13301*, 2023.
- [2] Tim Brooks, Aleksander Holynski, and Alexei A Efros. Instructpix2pix: Learning to follow image editing instructions. In *Proceedings of the IEEE/CVF Conference on Computer Vision and Pattern Recognition*, pages 18392–18402, 2023.
- [3] Mingdeng Cao, Xintao Wang, Zhongang Qi, Ying Shan, Xiaohu Qie, and Yinqiang Zheng. Masactrl: Tuning-free mutual self-attention control for consistent image synthesis and editing. In *Proceedings of the IEEE/CVF International Conference on Computer Vision (ICCV)*, pages 22560–22570, October 2023.
- [4] Jingye Chen, Yupan Huang, Tengchao Lv, Lei Cui, Qifeng Chen, and Furu Wei. Textdiffuser-2: Unleashing the power of language models for text rendering. In *European Conference on Computer Vision*, pages 386–402. Springer, 2024.
- [5] Zhongzhi Chen, Guang Liu, Bo-Wen Zhang, Fulong Ye, Qinghong Yang, and Ledell Wu. Altclip: Altering the language encoder in clip for extended language capabilities. *arXiv preprint arXiv:2211.06679*, 2022.
- [6] Arpad Emmerich Elo. The proposed uscf rating system, its development, theory, and applications. *Chess Life*, XXII(8):242–247, 1967.
- [7] Patrick Esser, Sumith Kulal, Andreas Blattmann, Rahim Entezari, Jonas Müller, Harry Saini, Yam Levi, Dominik Lorenz, Axel Sauer, Frederic Boesel, et al. Scaling rectified flow transformers for high-resolution image synthesis. In *Forty-first International Conference on Machine Learning*, 2024.
- [8] Shuhao Han, Haotian Fan, Jiachen Fu, Liang Li, Tao Li, Junhui Cui, Yunqiu Wang, Yang Tai, Jingwei Sun, Chunle Guo, and Chongyi Li. Evalmuse-40k: A reliable and fine-grained benchmark with comprehensive human annotations for text-to-image generation model evaluation, 2024. URL <https://arxiv.org/abs/2412.18150>.
- [9] Jack Hessel, Ari Holtzman, Maxwell Forbes, Ronan Le Bras, and Yejin Choi. Clipscore: A reference-free evaluation metric for image captioning, 2022. URL <https://arxiv.org/abs/2104.08718>.
- [10] Ideogram. Ideogram. <https://about.ideogram.ai/2.0>, 2024.
- [11] Sadeep Jayasumana, Srikumar Ramalingam, Andreas Veit, Daniel Glasner, Ayan Chakrabarti, and Sanjiv Kumar. Rethinking fid: Towards a better evaluation metric for image generation, 2024. URL <https://arxiv.org/abs/2401.09603>.
- [12] Minchul Kim, Anil K Jain, and Xiaoming Liu. Adaface: Quality adaptive margin for face recognition. In *Proceedings of the IEEE/CVF conference on computer vision and pattern recognition*, pages 18750–18759, 2022.
- [13] Black Forest Labs. Flux. <https://github.com/black-forest-labs/flux>, 2023.
- [14] Ming Li, Taojiannan Yang, Huafeng Kuang, Jie Wu, Zhaoning Wang, Xuefeng Xiao, and Chen Chen. Controlnet++: Improving conditional controls with efficient consistency feedback. In *European Conference on Computer Vision*, pages 129–147. Springer, 2025.
- [15] Zhimin Li, Jianwei Zhang, Qin Lin, Jiangfeng Xiong, Yanxin Long, Xincheng Deng, Yingfang Zhang, Xingchao Liu, Minbin Huang, Zedong Xiao, et al. Hunyuan-dit: A powerful multi-resolution diffusion transformer with fine-grained chinese understanding. *arXiv preprint arXiv:2405.08748*, 2024.
- [16] Rensis Likert. A technique for the measurement of attitudes. *Archives of Psychology*. 140: 1–55, 1932.
- [17] Zhiqiu Lin, Deepak Pathak, Baiqi Li, Jiayao Li, Xide Xia, Graham Neubig, Pengchuan Zhang, and Deva Ramanan. Evaluating text-to-visual generation with image-to-text generation. *arXiv preprint arXiv:2404.01291*, 2024.
- [18] Zeyu Liu, Weicong Liang, Zhanhao Liang, Chong Luo, Ji Li, Gao Huang, and Yuhui Yuan. Glyph-byt5: A customized text encoder for accurate visual text rendering. In *European Conference on Computer Vision*, pages 361–377. Springer, 2024.
- [19] Zeyu Liu, Weicong Liang, Yiming Zhao, Bohan Chen, Lin Liang, Lijuan Wang, Ji Li, and Yuhui Yuan. Glyph-byt5-v2: A strong aesthetic baseline for accurate multilingual visual text rendering. *arXiv preprint arXiv:2406.10208*, 2024.
- [20] Meitu. Meitu. <https://www.whee.com/ai/text-to-image>, 2024.

- [21] Midjourney. Midjourney v6.1. <https://www.midjourney.com/>, 2024.
- [22] OpenAI, :, Aaron Hurst, and Adam Lerer et al. Gpt-4o system card, 2024. URL <https://arxiv.org/abs/2410.21276>.
- [23] Maxime Oquab, Timothée Darcet, Théo Moutakanni, Huy Vo, Marc Szafraniec, Vasil Khalidov, Pierre Fernandez, Daniel Haziza, Francisco Massa, Alaaeldin El-Nouby, et al. Dinov2: Learning robust visual features without supervision. arXiv preprint arXiv:2304.07193, 2023.
- [24] Alec Radford, Jong Wook Kim, Chris Hallacy, Aditya Ramesh, Gabriel Goh, Sandhini Agarwal, Girish Sastry, Amanda Askell, Pamela Mishkin, Jack Clark, et al. Learning transferable visual models from natural language supervision. In International conference on machine learning, pages 8748–8763. PMLR, 2021.
- [25] Colin Raffel, Noam Shazeer, Adam Roberts, Katherine Lee, Sharan Narang, Michael Matena, Yanqi Zhou, Wei Li, and Peter J Liu. Exploring the limits of transfer learning with a unified text-to-text transformer. Journal of machine learning research, 21(140):1–67, 2020.
- [26] Recraft. Recraft v3. <https://www.recraft.ai/projects>, 2024.
- [27] Yuxi Ren, Xin Xia, Yanzuo Lu, Jiacheng Zhang, Jie Wu, Pan Xie, Xing Wang, and Xuefeng Xiao. Hyper-sd: Trajectory segmented consistency model for efficient image synthesis. Advances in Neural Information Processing Systems, 37:117340–117362, 2025.
- [28] Yichun Shi, Peng Wang, and Weilin Huang. Seedit: Align image re-generation to image editing, 2024. URL <https://arxiv.org/abs/2411.06686>.
- [29] Jianlin Su, Murtadha Ahmed, Yu Lu, Shengfeng Pan, Wen Bo, and Yunfeng Liu. Roformer: Enhanced transformer with rotary position embedding. Neurocomputing, 568:127063, 2024.
- [30] Kolrs Team. Kolrs: Effective training of diffusion model for photorealistic text-to-image synthesis. arXiv preprint, 2024.
- [31] Tencent. Hunyuan. <https://console.cloud.tencent.com/hunyuan/experience/image>, 2024.
- [32] Yuxiang Tuo, Wangmeng Xiang, Jun-Yan He, Yifeng Geng, and Xuansong Xie. Anytext: Multilingual visual text generation and editing. arXiv preprint arXiv:2311.03054, 2023.
- [33] Bram Wallace, Meihua Dang, Rafael Rafailov, Linqi Zhou, Aaron Lou, Senthil Purushwalkam, Stefano Ermon, Caiming Xiong, Shafiq Joty, and Nikhil Naik. Diffusion model alignment using direct preference optimization. In Proceedings of the IEEE/CVF Conference on Computer Vision and Pattern Recognition, pages 8228–8238, 2024.
- [34] Shaojin Wu, Fei Ding, Mengqi Huang, Wei Liu, and Qian He. Vmix: Improving text-to-image diffusion model with cross-attention mixing control. arXiv preprint arXiv:2412.20800, 2024.
- [35] Xiaoshi Wu, Yiming Hao, Keqiang Sun, Yixiong Chen, Feng Zhu, Rui Zhao, and Hongsheng Li. Human preference score v2: A solid benchmark for evaluating human preferences of text-to-image synthesis. arXiv preprint arXiv:2306.09341, 2023.
- [36] Jiazheng Xu, Xiao Liu, Yuchen Wu, Yuxuan Tong, Qinkai Li, Ming Ding, Jie Tang, and Yuxiao Dong. Imagereward: Learning and evaluating human preferences for text-to-image generation. Advances in Neural Information Processing Systems, 36, 2024.
- [37] Linting Xue, Aditya Barua, Noah Constant, Rami Al-Rfou, Sharan Narang, Mihir Kale, Adam Roberts, and Colin Raffel. Byt5: Towards a token-free future with pre-trained byte-to-byte models. Transactions of the Association for Computational Linguistics, 10:291–306, 2022.
- [38] Hu Ye, Jun Zhang, Sibio Liu, Xiao Han, and Wei Yang. Ip-adapter: Text compatible image prompt adapter for text-to-image diffusion models. arXiv preprint arXiv:2308.06721, 2023.
- [39] Jiahui Yu, Yuanzhong Xu, Jing Yu Koh, Thang Luong, Gunjan Baid, Zirui Wang, Vijay Vasudevan, Alexander Ku, Yinfei Yang, Burcu Karagol Ayan, Ben Hutchinson, Wei Han, Zarana Parekh, Xin Li, Han Zhang, Jason Baldridge, and Yonghui Wu. Scaling autoregressive models for content-rich text-to-image generation, 2022. URL <https://arxiv.org/abs/2206.10789>.
- [40] Yu Zeng, Vishal M Patel, Haochen Wang, Xun Huang, Ting-Chun Wang, Ming-Yu Liu, and Yogesh Balaji. Jedi: Joint-image diffusion models for finetuning-free personalized text-to-image generation. In Proceedings of the IEEE/CVF Conference on Computer Vision and Pattern Recognition, pages 6786–6795, 2024.

- [41] Jiacheng Zhang, Jie Wu, Weifeng Chen, Yatai Ji, Xuefeng Xiao, Weilin Huang, and Kai Han. Onlinevpo: Align video diffusion model with online video-centric preference optimization. [arXiv preprint arXiv:2412.15159](#), 2024.
- [42] Jiacheng Zhang, Jie Wu, Yuxi Ren, Xin Xia, Huafeng Kuang, Pan Xie, Jiashi Li, Xuefeng Xiao, Min Zheng, Lean Fu, et al. Unifl: Improve stable diffusion via unified feedback learning. [arXiv preprint arXiv:2404.05595](#), 2024.
- [43] Sixian Zhang, Bohan Wang, Junqiang Wu, Yan Li, Tingting Gao, Di Zhang, and Zhongyuan Wang. Learning multi-dimensional human preference for text-to-image generation. In [Proceedings of the IEEE/CVF Conference on Computer Vision and Pattern Recognition](#), pages 8018–8027, 2024.
- [44] Yanli Zhao, Andrew Gu, Rohan Varma, Liang Luo, Chien-Chin Huang, Min Xu, Less Wright, Hamid Shojanazeri, Myle Ott, Sam Shleifer, et al. Pytorch fsdp: experiences on scaling fully sharded data parallel. [arXiv preprint arXiv:2304.11277](#), 2023.

Appendix

A Contributions and Acknowledgments

All contributors of Seedream are listed in alphabetical order by their last names.

Core Contributors

Gong, Lixue
Hou, Xiaoxia
Li, Fanshi
Li, Liang
Lian, Xiaochen
Liu, Fei
Liu, Liyang
Liu, Wei
Lu, Wei
Shi, Yichun
Sun, Shiqi
Tian, Yu
Tian, Zhi
Wang, Peng
Wang, Xun
Wang, Ye
Wu, Guofeng
Wu, Jie
Xia, Xin
Xiao, Xuefeng
Yang, Linjie
Zhai, Zhonghua
Zhang, Xinyu
Zhang, Qi
Zhang, Yuwei
Zhao, Shijia

Project Leader

Huang, Weilin
Yang, Jianchao

Contributors

Chen, Haoshen
Chen, Kaixi
Dong, Xiaojing
Fang, Jing
Gao, Yu
Ge, Yongde
Guo, Chaoran
Guo, Meng
Guo, Qiushan
Guo, Shucheng
Jin, Lurui
Kuang, Huafeng
Li, Bo
Li, Huixia
Li, Jiashi
Li, Kejie
Li, Ying
Li, Yiyang
Li, Yameng
Lin, Heng
Ling, Feng
Liu, Shu
Liu, ZuXi
Lu, Hanlin
Ou, Tongtong
Qin, Ke'er
Ren, Yuxi
Wang, Rui
Wang, Xuanda
Wang, Yinuo
Yao, Yao
Zhao, Fengxuan