

Artificial Intelligence in Deliberation: The AI Penalty and the Emergence of a New Deliberative Divide

Andreas Jungherr ¹ and Adrian Rauchfleisch ²

¹University of Bamberg

²National Taiwan University

March 12, 2025

Abstract

Digital deliberation has expanded democratic participation, yet challenges remain. This includes processing information at scale, moderating discussions, fact-checking, or attracting people to participate. Recent advances in artificial intelligence (AI) offer potential solutions, but public perceptions of AI’s role in deliberation remain underexplored. Beyond efficiency, democratic deliberation is about voice and recognition. If AI is integrated into deliberation, public trust, acceptance, and willingness to participate may be affected. We conducted a preregistered survey experiment with a representative sample in Germany (n=1850) to examine how information about AI-enabled deliberation influences willingness to participate and perceptions of deliberative quality. Respondents were randomly assigned to treatments that provided them information about deliberative tasks facilitated by either AI or humans. This allows us to identify causal effects. Our findings reveal a significant AI-penalty. Participants were less willing to engage in AI-facilitated deliberation and rated its quality lower than human-led formats. These effects were moderated by individual predispositions. Perceptions of AI’s societal benefits and anthropomorphization of AI showed positive interaction effects on people’s interest to participate in AI-enabled deliberative formats and positive quality assessments, while AI risk assessments showed negative interactions with information about AI-enabled deliberation. These results suggest AI-enabled deliberation faces substantial public skepticism, potentially even introducing a new deliberative divide. Unlike traditional participation gaps based on education or demographics, this divide is shaped by attitudes toward AI. As democratic engagement increasingly moves online, ensuring AI’s role in deliberation does not discourage participation or deepen inequalities will be a key challenge for future research and policy.

Keywords: Deliberation; Artificial Intelligence; Survey Experiment; Political Behavior; Participation.

Highlights

- AI-enabled deliberation reduces willingness to participate in deliberative formats.
- Participants rate AI-facilitated deliberation lower in quality than human-led formats.
- Political interest and need for cognition shape willingness to participate in deliberation.
- Positive attitudes toward AI increase willingness to participate in deliberation and quality assessments, while AI risk perceptions lower them.
- AI in deliberation introduces a new divide beyond traditional political participation gaps driven by AI-related preconceptions.

Introduction

Digital deliberation has provided a valuable extension of the deliberative toolbox (Landemore, 2021). Digitally mediated deliberation has proven helpful to formats like citizen assemblies, consultations, virtual town halls, or mini-publics. But challenges remain. This includes surfacing information in large deliberative assemblies, moderating contributions, fact-checking, or providing summaries. Recent advances in artificial intelligence (AI) promise to provide solutions to some of these challenges (Landemore, 2024; Tsai et al., 2024). But for these promises to manifest, we need to understand how people think about including AI within deliberative processes.

Democratic deliberation is not only about finding efficient solutions. Fundamentally, democratic deliberation is also a process providing participants with voice and recognition in the democratic process (Bächtiger & Dryzek, 2024; J. S. Fishkin, 2018; Lafont, 2020; Neblo et al., 2018). Even if AI might contribute to better and more efficient ways to run digital deliberation, there remains the risk that the technical nature of AI, its workings, and associated hopes and fears come to shape people’s willingness to participate in deliberative formats and their sense of deliberative quality. Understanding AI’s (potential) contributions to deliberation means not only focusing on its technical and functional contribution to deliberative processes and outcomes. It is also about understanding its impact on people’s willingness to participate in deliberative formats and opinions on their quality.

We present a first representative account of the impact that information about AI-enabled deliberation has on people’s willingness to participate in deliberative formats and their quality assessment of AI-enabled deliberative formats. We ran a preregistered survey experiment with a representative sample of respondents in Germany (n=1850). We exposed respondents to descriptions of a set of tasks that are crucial in the organization and execution of deliberative formats. In the descriptions, we randomly varied the assignment of these tasks to AI or human facilitators. This allows us to identify the causal effect that information about AI-enabled deliberation has on people’s willingness to participate in deliberation and their assessment of deliberative quality.

We find a significant AI-penalty on people’s willingness to participate in AI-enabled deliberative formats compared to their willingness to participate in human-run deliberation. We also see that people assess the deliberative quality of AI-enabled deliberative formats lower than formats where humans performed facilitation and moderation tasks. We find willingness to participate in deliberation to be shaped by psychological predispositions for politics and deliberation, namely political interest and the need for cognition. We also see assessments of AI benefits for society and the tendency to anthropomorphize AI to interact positively with information about AI-enabled deliberation on people’s willingness to participate in AI-enabled deliberation and with their quality assessments of AI-enabled deliberative formats. Conversely, we see that AI risk assessments did interact negatively.

Our findings show that AI-enabled deliberation faces a challenge in public acceptance. Currently, there is a significant AI-penalty for AI-enabled deliberation, reducing people’s willingness to participate in deliberative formats and their quality assessment of deliberation. Additionally, using AI in deliberative formats introduces a new deliberative divide. Traditional deliberative formats already face the challenge of motivating and recruiting people with low political interest and low cognitive propensity for deliberation (Coleman & Blumler, 2009; Landemore, 2020). Our findings show that AI-enabled deliberation introduces another deliberative divide – one driven by people’s attitudes toward AI. This divide does not run parallel to well-known divides in political participation, such as educational attainment or socio-demographic inequalities. But this does not make it less problematic. If political participation is increasingly digitally mediated and AI-enabled, people’s propensity to engage with digital technology and trust in AI become factors that shape their participatory opportunities.

Theory: Modeling willingness to participate in AI-enabled deliberation and assessments of deliberative quality

Recent advances in generative artificial intelligence (AI) promise improvements to the functionality and quality of digitally mediated deliberative processes (Landemore, 2024; Small et al., 2023; Tessler et al., 2024; Tsai et al., 2024). Advanced capabilities in text analysis, summation, and generation have raised expectations that AI-enabled deliberative platforms can support deliberative processes in summary of information and arguments (Arana-Catania et al., 2021; Bakker et al., 2022; Chowanda et al., 2017; Small et al., 2023; Tessler et al., 2024), support deliberative exchanges (Arana-Catania et al., 2021; Argyle et al., 2023; Dooling & Febrizio, 2023; J. Fishkin et al., 2019) by enforcing civility and factuality (Agarwal et al., 2024; J. Fishkin et al., 2019; Giarelis et al., 2024) and enabling comprehension between diverse sets of participants (Feng et al., 2023; McKinney, 2024; Small et al., 2023), and support consensus building and decision making by mapping and aggregating opinions and preferences of participants (Arana-Catania et al., 2021; Fish et al., 2024; J. Fishkin et al., 2019; Gudiño-Rosero et al., 2024; Konya et al., 2023; Small et al., 2023). Using AI for these tasks promises to offset the persisting challenges of participant management and information aggregation in large-scale online deliberation (Landemore, 2024). But while the technical potential for AI to improve deliberation has been convincingly argued and demonstrated in prototypes, we do not know how AI-enabled deliberation influences people’s readiness to participate in deliberation and their assessment of the deliberative quality of AI-enabled processes.

Much of the current discussion of the uses of AI in deliberation focuses on technical and functional aspects of AI-enabled deliberation. These arguments foreground information processing challenges in large-scale digital deliberation contexts. Clearly, AI can provide some solutions for information processing, discovery, and analysis. Still, technical utility does not automatically lead to public acceptance. Democratic deliberation is not only about finding a solution to collective problems; it is also about providing participants with voice and recognition in the democratic process (Bächtiger & Dryzek, 2024; J. S. Fishkin, 2018; Lafont, 2020; Neblo et al., 2018). While AI might efficiently support collective decision-making through processing and aggregating information, its role as mediator or moderator of people’s contributions during the deliberative process can negatively impact participants’ sense of voice and recognition (Alnemr, 2020; Lazar & Manuali, 2024). Having a machine perform the tasks of human mediators and moderators within deliberative processes can thereby negatively impact peoples’ readiness to participate and their sense of deliberative quality. This underlying tension between the promise of increased capabilities and fears of technology-driven alienation in AI-enabled deliberation motivates our first research question.

RQ1: Do people react differently to information about the uses of human vs AI moderators in deliberative formats?¹

The readiness to participate in deliberation has been explained in the past by a combination of material and cognitive factors (Neblo et al., 2010). Neblo et al. (2010) built their study on the influential *civic voluntarism model* that sees conventional political participation as a function of available resources and psychological engagement with politics (Schlozman et al., 2018). Following the model, we account for different types of resources influencing people’s readiness to participate in deliberation. Money and time available for politics should most strongly influence people’s willingness to participate. Income is comparatively easy to measure, but time is more difficult to capture. We account for people’s full-time employment status and the number of young children in a household. Both should negatively impact people’s willingness to participate in deliberation by cutting down on

¹This translates into two subquestions: a) Does information about the uses of human vs AI moderators impact people’s willingness to participate in said deliberative format? b) Does information about the uses of human vs AI moderators impact people’s assessment of the deliberative quality of said deliberative format? For research question and all hypotheses, see preregistration https://osf.io/aq42e/?view_only=9f19e324effb42d9a5891ceedaf728fa.

the resource time. Another set of resources accounts for the necessary civic skills enabling people to participate; this includes educational attainment as a proxy for early exposure to civic skills and its necessary building blocks and prior experience with political participation. To account for the specifics of political deliberation, we measure people’s prior experience with political deliberation. To identify psychological involvement with politics, we consider respondents’ political interest, political efficacy, and their strength of party identification.

Neblo et al. (2010) argue that the explanation of the willingness to participate in deliberative formats needs to consider further explanatory factors that account for ways that political deliberation differs from other forms of deliberation. This includes psychological fit with the process of political deliberation and argument and the aptitude toward specific forms within the implementation of deliberative formats. Of the potential measures accounting for psychological aptitude suggested by Neblo et al. (2010), we consider the need for cognition.

This leads us to the following expectations:

Willingness to participate in deliberation for deliberative formats moderated by humans and AI will be significantly predicted ...

H1: ... by variables from the civic voluntarism model. This includes variables accounting for resources available for participation (H1a), and psychological engagement with politics (H1b).

H2: ... *psychological predisposition* toward deliberation.

Introducing AI to deliberative formats means introducing a controversial technological feature. AI is a highly controversial technology with bifurcated expectations (O’Shaughnessy et al., 2023; Zhang, 2024; Zhang & Dafoe, 2019) and strong public skepticism, especially regarding its uses for politics (Jungherr et al., 2024). Finding AI involved in deliberation might shift people’s willingness to participate and their assessment of deliberative quality according to their attitudes toward technology or AI.

While AI is broadly and controversially discussed, it is still an advanced technology with which many people have no direct contact. For many people, their general attitudes toward the benefits or risks of technology are likely to serve as moderators for whether they are interested in participating in AI-enabled deliberation and the quality they assign to it. More specifically, if people express benefit or risk perceptions of AI in general (Bao et al., 2022; Zhang & Dafoe, 2019), these attitudes likely also matter for their assessments of AI-enabled deliberation. Furthermore, people’s direct experience with AI, either at work or in their private life, are also indicators of their openness toward AI and, therefore, are also likely moderators. Finally, we consider the tendency of people to anthropomorphize machines – that is, to attribute human characteristics to them (Epley et al., 2007; Ikari et al., 2023; Waytz et al., 2010). This tendency has been shown for people to be more open toward technology use in other contexts and to be less critical of it. This leads us to expect AI anthropomorphism (Folk et al., 2025; Ibrahim et al., 2025) to figure as a moderator for attitudes toward AI-enabled deliberation.

We expect interaction effects of information about AI or human-enabled deliberative formats. Here, we expect people’s general assessments of technology benefits to positively interact with information of AI-enabled deliberation on people’s willingness to participate in deliberation (H3a) and their assessment of deliberative quality (H8a). Conversely, we expect people’s assessment of technology risks to carry negative interaction effects (H3b, H8b). We expect similar interaction effects for people’s general AI benefit (H4, H9) and risk assessments (H5, H10). We also expect positive interaction effects with people’s professional and personal experience with AI (H6, H11) and their tendency to anthropomorphize AI (H7, H12). For a complete list of our preregistered research question and hypotheses, see Table 1.

Table 1: Hypotheses

Code	Research Question and Hypotheses
RQ1	Do people react differently to information about the uses of human vs AI moderators in deliberative formats?
RQ1a	Does information about the uses of human vs AI moderators impact people's <i>willingness to participate</i> in said deliberative format?
RQ1b	... assessment of the <i>deliberative quality</i> of said deliberative format?
	<i>Willingness to participate</i> in deliberation for both deliberative formats moderated by humans and AI will be significantly predicted ...
H1a	
H1b	... psychological engagement with politics.
H2	... psychological predisposition toward deliberation.
	The effect of information about AI-enabled moderation on the <i>readiness to participate</i> in deliberative formats will positively interact with ...
H3a	... high perceptions of technology's benefits in daily life, and
H3b	... low perceptions of technology's risks in daily life.
H4	... high perceptions of AI benefits in general.
H5	... low perceptions of AI risks in general.
H6	... prior AI experience.
H7	... high levels of AI-anthropomorphism.
	The effect of information about AI-enabled moderation on positive <i>quality assessments of deliberative formats</i> will positively interact with ...
H8a	... high perceptions of technology's benefits in daily life, and
H8b	... low perceptions of technology's risks in daily life.
H9	... high perceptions of AI benefits in general.
H10	... low perceptions of AI risks in general.
H11	... prior AI experience.
H12	... high levels of AI-anthropomorphism.

Data & Methods

We test the causal effects of learning about different forms of AI-enabled deliberation. We ran a preregistered survey experiment with members of an online panel provided by the market and opinion research company *Ipsos*. We used quotas on age, gender, region, and education to realize a sample representative of the German population 18 years and older (See Supplementary Materials for details on sampling). Our final sample consisted of 1850 participants, after removing 97 participants who failed at least two out of three attention checks.² A prior power analysis indicated a power of 1 for 1800 respondents or more for the interaction effects in our experiment.³ Before running the survey, we registered our research design, analysis plan, and hypotheses about outcomes.⁴ The data collection ran between February 11 and February 18, 2025.

We presented respondents with descriptions of a random selection of a set of 12 deliberation tasks. This set of tasks captured different elements that are important to the successful design and execution of deliberation formats. This includes recruitment of members and topic selection (i.e., balanced participation, topic identification), AI-enabled information and argument processing (i.e., content summarization, argument highlighting, argument structuring, opinion aggregation), AI-enabled discussion moderation (i.e., fact checking, disruption detection, tone & authenticity), and facilitation (i.e., gamification, translation support, role-play empathy).⁵

We showed each respondent six randomly drawn deliberation tasks out of a total of 12. We randomly attributed each task to a human or AI facilitator. Each respondent saw three tasks attributed to humans and three tasks attributed to AI. We then measured the effects on two dependent variables: respondents' willingness to participate in deliberation and their assessment of deliberative quality.

To identify the effects of AI-enabled deliberation on deliberative intent, we use a variant of an item previously used by Neblo et al. (2010).⁶ After showing respondents a description of an AI- or human-enabled deliberation task within a deliberative format, we ask: "If you had the chance to participate in such a session, how interested do you think you would be in doing so?"⁷

To measure the impact of information about AI-enabled deliberation on people's assessment of deliberative quality, we combine answers to five questions that capture different aspects of deliberative quality in an index of deliberative quality. After showing respondents a description of an AI- or human-enabled task within a deliberative format, we ask whether respondents agree or disagree with the following statements: (1) "This makes it difficult for people like me to get their voices heard [inverted]"; (2) "This makes it easy to identify the best policy solution"; (3) "This ensures a fair discussion and policy process"; (4) "I trust this process"; and (5) "This will give space for a plurality of diverse views on the issue".

Our independent variables are a set of established and new measurements. We measure the need for cognition with items proposed and validated by Matthes (2006). We asked respondents whether they agreed or disagreed with the following statements: (1) "I find satisfaction in deliberating hard and for long hours"; (2) "The notion of thinking abstractly is appealing to me;" (3) "I really enjoy a task that

²See Supplementary Materials for details on exclusions.

³For R-code for the power simulation see preregistration.

⁴For preregistration see https://osf.io/aq42e/?view_only=9f19e324effb42d9a5891ceedaf728fa. We only deviate from the preregistration in the measurement of education. Other than preregistered, we count BA attainment or higher as high education.

⁵For a detailed list of tasks see Supplementary Materials on Tasks.

⁶For a full list of all measures including variables, question wordings, answer options, and key diagnostics see Supplementary Materials on Measures.

⁷Here, we present English translations of the questions we ran in our questionnaire in German. For the original German wording of our questionnaire see our preregistration: https://osf.io/aq42e/?view_only=9f19e324effb42d9a5891ceedaf728fa.

involves coming up with new solutions to problems;” and (4) “I like tasks that require much thought and mental effort.”

We are additionally interested in how people’s general sense of technology benefits and risks influences their perceptions of AI-enabled deliberation. We designed two new scales to measure people’s sense of technology’s impact on their daily lives.⁸ To assess people’s sense of technological benefits, we asked for their agreement or disagreements with the following three statements: (1) “I feel more in control of my daily activities thanks to technology;” (2) “Technology helps me manage my time more effectively;” and (3) I feel more productive in both my personal and professional life because of technology. To measure people’s sense of technology risks, we asked for their agreement or disagreements with the following three statements: (1) “Technology increases my stress levels rather than making life easier;” (2) “Technology reduces the quality of face-to-face interactions with others;” and (3) “Technology contributes to distractions and reduces my ability to focus.”

Moving closer to our dependent variables, we ask people for their general sense of AI benefits and risks. We measure this by two lists of items that address perceived benefits and risks of AI in different societal areas: economy, international security, state capacity, election campaigns, and existential threats. We chose these areas by drawing on research on AI risk and benefit perceptions (Bao et al., 2022; Zhang & Dafoe, 2019) and attitudes toward technology (Binder et al., 2012; Siegrist & Visschers, 2013). By querying respondents for agreement and disagreement with these statements, we develop an index of their general attitudes toward AI benefits and risks.

To account for respondents’ experience with AI, we ask how frequently they are using AI-supported applications in their (1) “professional or work environment” and (2) “personal and spare time”. We combine the two items into a mean index.

Finally, we measure respondents’ inclination to project human faculties onto AI, we build on items proposed by Folk et al. (2025). From their original measurement scale, we identified four items with high reliability, adjusted their wording slightly and used them to build our index of AI anthropomorphism. Our adjusted items are: (1) “AI has the potential to develop a sense of humor;” (2) “An AI can have a unique personality;” (3) “AI has the capacity to develop consciousness;” and (4) “AI can develop a sense of morals and ethics.”

In Table 2, we document descriptive statistics for dependent and independent variables, linked to preregistered research questions and hypotheses.

Table 2: Descriptive statistics for dependent and indeptendet variables

Variable	M (SD)	n
RQ1a/H1-H7: Willingness to participate in deliberation	3.95 (1.98)	11100
RQ1b/H8-H12: Deliberative quality (5 items, $\alpha = 0.73-0.84$)	4.16 (1.29)	11100
H1a: Income	8.52 (2.85)	1716
H1a: Employment (full-time=1)	0.49	1823
H1a: Children, 12 or younger	0.27 (0.82)	1721
H1a: Education (University degree incl. Bachelor = 1)	0.23	1850
H1a: Past participatory activity	0.68 (1.08)	1641
H1a: Past deliberative activity	0.39 (0.90)	1715
H1b: Political interest	4.91 (1.77)	1850
H1b: Political efficacy (2 items, Spearman-Brown = 0.67)	3.34 (1.57)	1850
H1b: PID strength	4.55 (1.95)	1850
H2: Need for cognition (4 items, $\alpha = 0.9$)	4.72 (1.38)	1850

⁸For a validation of both scales see Supplementary Materials on Validation.

Variable	M (SD)	n
H3a/H8a: Technology benefits (3 items, $\alpha = 0.86$)	4.63 (1.38)	1850
H3b/H8b: Technology risks (3 items, $\alpha = 0.76$)	3.65 (1.43)	1850
H4/H9: AI benefits (5 items, $\alpha = 0.87$)	3.76 (1.35)	1850
H5/H10: AI risks (5 items, $\alpha = 0.83$)	4.58 (1.33)	1850
H6/H11: AI experience (2 items, $\alpha = 0.77$)	2.72 (1.66)	1850
H7/H12: AI anthropomorphism (4 items, $\alpha = 0.88$)	3.18 (1.54)	1850

We estimated two multilevel models with varying intercepts for participants and cases to test our research questions and hypotheses. We use the varying intercepts to account for the nested data. Each participant saw six different tasks out of a total of twelve tasks (we have between 461 and 464 observations for each specific task). Thus, the total number of observations for the models is 11,000. We estimated two models, one for each dependent variable, that included all the independent variables and the preregistered co-variables age and gender (for the complete models and details on data imputation, see Supplementary Materials). The independent variables used as interaction terms (H3-H12) were all mean-centered before including them in the model. Furthermore, as specified in the preregistration, we did data imputation for predictors that allowed non-responses (i.e., income or employment status) by following the procedures recommended in the literature (van Buuren, 2012/2018; van Buuren & Groothuis-Oudshoorn, 2011).

Results

AI-penalty in deliberation

A core question proponents of AI-enabled features in deliberative formats face is how people think about AI features in deliberation and whether they treat AI-enabled deliberative formats differently from those facilitated by humans (RQ1). In Figure 1 we show the results of a not preregistered exploratory analysis that informs our understanding on how people think about AI- and human-enabled deliberation. We plot respondents’ reactions to information about deliberative tasks performed by AI or humans.⁹

Figure 1 plots people’s willingness to participate in deliberative formats in which specific tasks are performed by AI or by humans and their assessments of deliberative quality. We see for many tasks that people prefer deliberative formats in which humans perform crucial tasks over those enabled by AI. Interestingly, people dislike many tasks that the literature tends to identify as especially promising contributions of AI to deliberative formats, namely AI-enabled information and argument processing (i.e., content summarization, argument highlighting, argument structuring, opinion aggregation) (Berliner, 2024; Landemore, 2024; Tessler et al., 2024; Tsai et al., 2024). Meanwhile, others for which AI faces obvious challenges – such as fact-checking –, are seen as unproblematic. This shows that public expectations for the contribution of AI to deliberation and those by academics and practitioners deviate.

By comparing respondents’ answers across all deliberative tasks attributed to AI or human moderation, we can identify the causal effect of information about AI-enabled deliberation compared to information about human facilitation. We see whether respondents were more or less willing to participate in AI-enabled deliberation compared to human-enabled deliberation (RQ1a) and attribute higher or lower deliberative quality (RQ1b) to either format.

⁹Values are reported after alpha correction (Benjamini & Hochberg, 1995). Stars indicate significant differences identified through t-tests.



Figure 1: Reaction to deliberative tasks performed by AI or humans. Points show means with 95% confidence intervals; stars indicate significant mean difference after correcting alpha values with the Benjamini-Hochberg procedure.

AI-enabled deliberative formats generally meet with significantly lower willingness to participate by our respondents ($b = -0.30$, 95% CI $[-0.34, -0.26]$, $p < .001$). Similarly, respondents rated the deliberative quality of AI-enabled formats lower than those in which humans were assigned moderation tasks ($b = -0.29$, 95% CI $[-0.32, -0.26]$, $p = .001$). AI-enabled deliberation, therefore, carries an AI-penalty for both willingness to participate and anticipatory assessments of deliberative quality.

Who is willing to participate in deliberative formats?

A core challenge to the designers and organizers of deliberative formats is the recruitment of participants, so they constitute a representative subset of the population. This is made difficult by different population subsets having different propensities to participate in deliberation, with those with lower levels of political involvement and fewer available socio-economic resources tending to be less willing to engage (Jacobs et al., 2009; Neblo et al., 2010). The impact of AI on people’s heightened or lowered willingness to participate in deliberative formats can strengthen or weaken the legitimacy of AI-enabled deliberation. We plot results to our preregistered model¹⁰ in Figure 2.

Regarding the variables from the civic voluntarism model (Schlozman et al., 2018) our data does not support the expected influence of people’s resources available for political participation (H1a). People’s income ($b = 0.01$, 95% CI $[-0.02, 0.03]$, $p = 0.692$), number of children in the house aged 12 or younger ($b = -0.01$, 95% CI $[-0.09, 0.07]$, $p = 0.868$), educational attainment ($b = 0.08$, 95% CI $[-0.07, 0.23]$, $p = 0.312$), or even past participatory ($b = 0.01$, 95% CI $[-0.07, 0.09]$, $p = 0.853$) or deliberative activity ($b = 0.05$, 95% CI $[-0.05, 0.15]$, $p = 0.304$) are all not significant for people’s willingness to participate in deliberative formats enabled by AI or humans. Furthermore, in contradiction to the underlying model, people’s full-time employment status had a positive effect on their expressed interest to participate in deliberation ($b = 0.16$, 95% CI $[0.02, 0.30]$, $p = 0.030$). In combination, material resources – be it money, time, or education – did not influence people’s willingness to participate in deliberative formats.

The other variable from the civil voluntarism model, psychological engagement with politics (H1b), had more of the expected impact. As expected, political interest had a positive effect on people’s willingness to participate in deliberation ($b = 0.13$, 95% CI $[0.08, 0.17]$, $p < .001$). Still, for other indicators of psychological engagement with politics – political efficacy ($b = 0.03$, 95% CI $[-0.02, 0.07]$, $p = 0.234$) and PID strength ($b = 0.02$, 95% CI $[-0.02, 0.05]$, $p = 0.340$) – the results were not significant.

Following (Neblo et al., 2010), we also account for people’s psychological predisposition toward deliberation (H2). As expected, we found that people’s expressed need for cognition had a positive effect on their willingness to participate in deliberation ($b = 0.20$, 95% CI $[0.15, 0.25]$, $p < .001$).

Our findings indicate that people’s willingness to participate in deliberation largely follows expected patterns. This is true for cognitive factors, such as political interest and need for cognition. Material factors may have underperformed because we measured only expressed willingness to participate rather than actual follow-through, and scarce resources like time or money likely matter more when people must actually spend them – playing a lesser role in hypothetical scenarios.

Attitudes toward AI mitigate AI-penalty

In our models explaining people’s willingness to participate in deliberation and their assessment of deliberative quality, we introduce an additional set of factors accounting for the influence of people’s prior attitudes toward technology and AI (see Figure 2). Our preregistered model expects that people’s attitudes toward technology and AI shape the effect that information about AI-enabled

¹⁰Figure 2 documents coefficients to variables linked to theoretically informed preregistered hypotheses. Full model specifications are available in Supplementary Materials on Model Results.

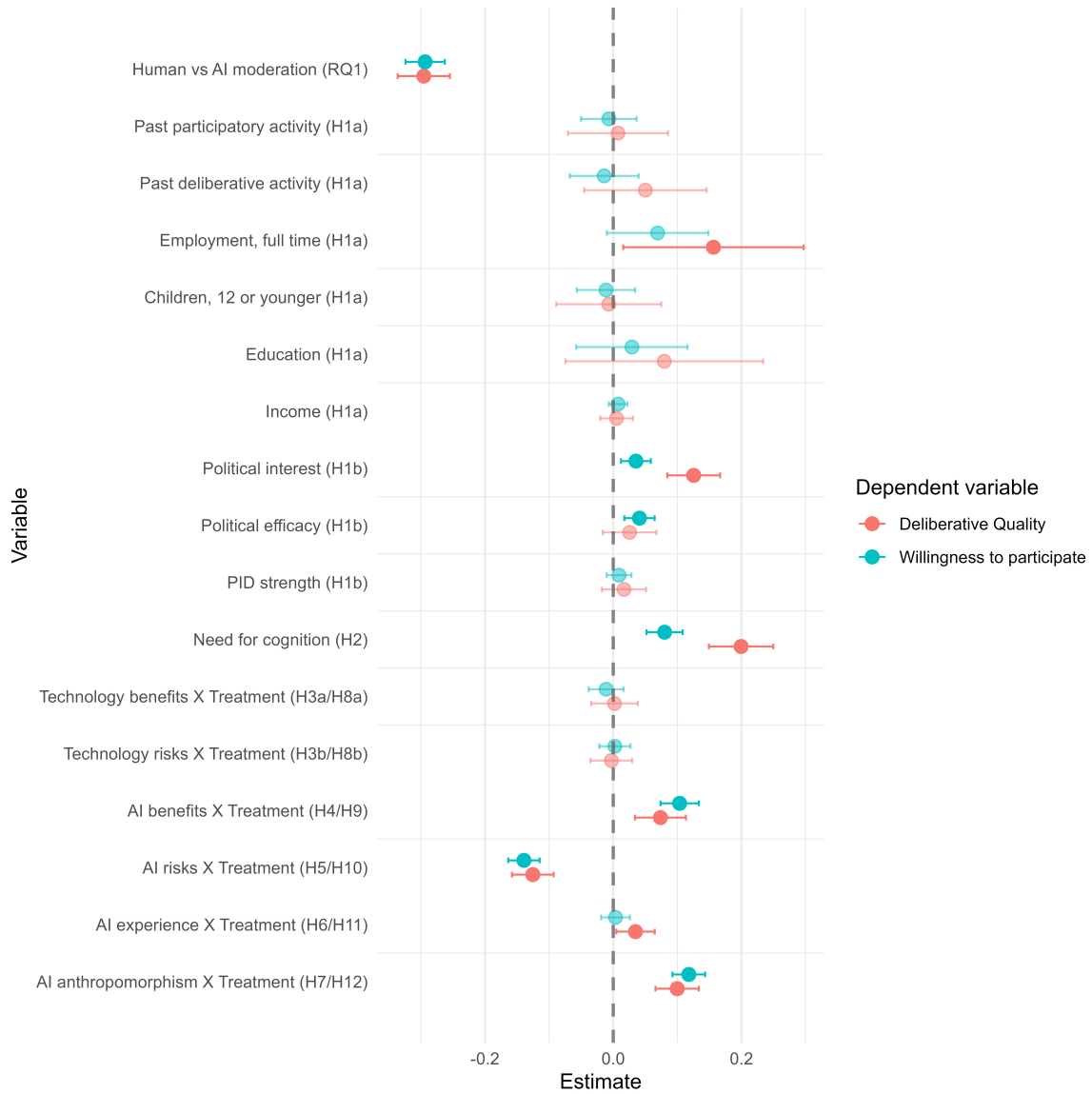


Figure 2: Models explaining willingness to participate in deliberation and quality assessments.

deliberation has on people's willingness to participate in deliberative formats (H3-H7) and on their assessment of deliberative quality (H8-H12).

Our data do not support H3a/b and H8a/b. We do not find significant interaction effects of general technology attitudes for both willingness to participate (technology benefit: $b = 0.00$, 95% CI $[-0.03, 0.04]$, $p = 0.915$; technology risk: $b = 0.00$, 95% CI $[-0.04, 0.03]$, $p = 0.861$) or assessment of deliberative quality (technology benefit: $b = -0.01$, 95% CI $[-0.04, 0.02]$, $p = 0.430$; technology risk: $b = 0.00$, 95% CI $[-0.02, 0.03]$, $p = 0.843$).

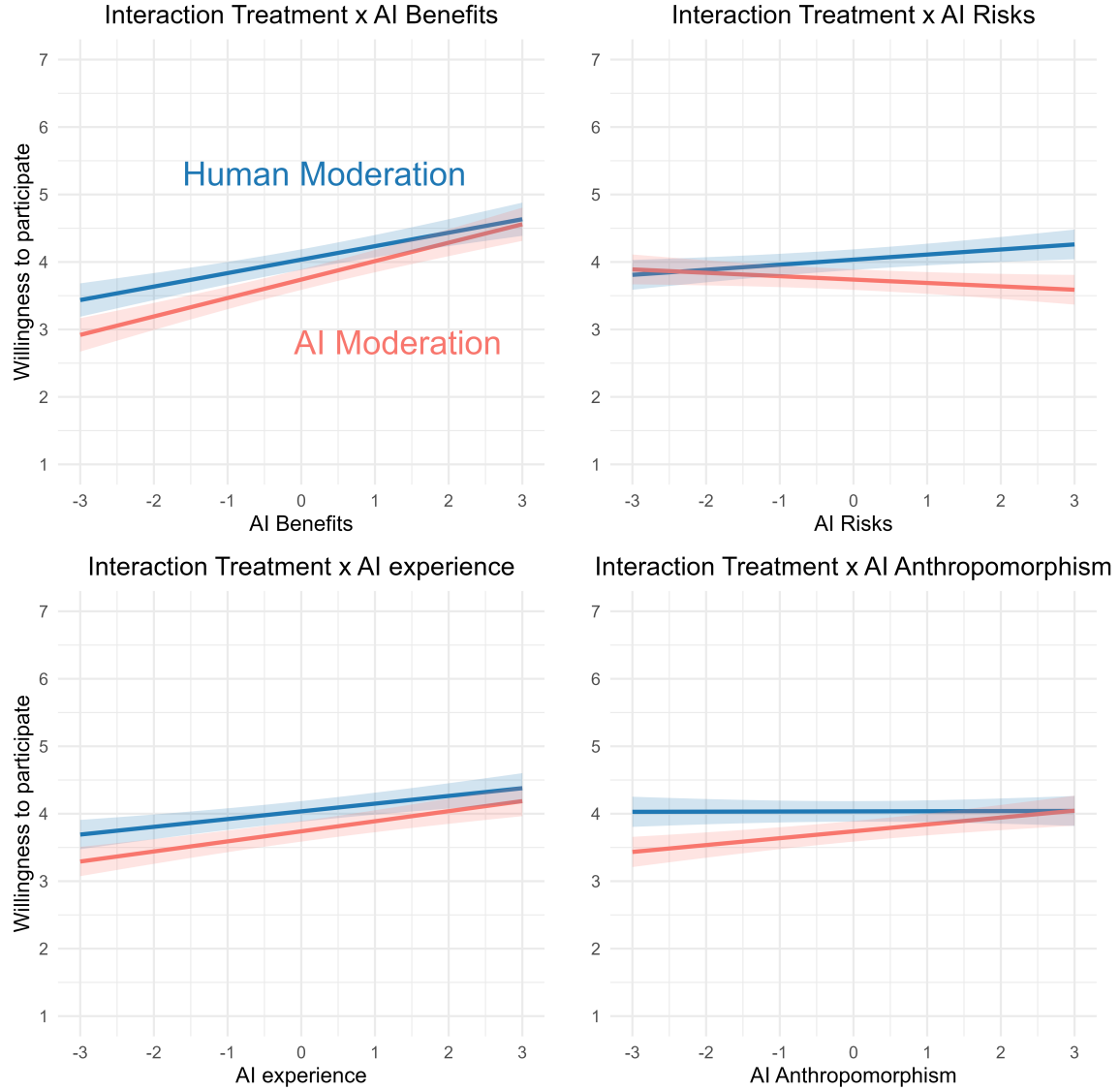


Figure 3: Interaction effects on interest to participate in deliberation.

In Figure 3, we plot the interactions between treatment assignments to information about AI versus human-enabled deliberative formats with assessments of AI benefits, risks, prior AI experience, and the tendency to anthropomorphize AI, with willingness to participate as the dependent variable.

Respondents expressing low assessments of AI benefits express less willingness to participate in AI-enabled deliberation than in human-enabled deliberation. Conversely, people who express a high sense of AI benefits express higher willingness to participate in AI-enabled deliberation than human-enabled deliberative formats ($b = 0.07$, 95% CI [0.03, 0.11], $p < .001$).

The converse pattern also holds, as shown with attitudes toward AI risk. Here, we find people with a low sense of AI risks are more willing to engage in deliberation than those with a heightened sense of AI risk ($b = -0.13$, 95% CI [-0.16, -0.09], $p < .001$). For prior AI experience ($b = 0.03$, 95% CI [0.00, 0.06], $p = 0.023$) and the tendency to anthropomorphize AI ($b = 0.10$, 95% CI [0.07, 0.13], $p < .001$) we observe a positive interaction. Thus, H4-H7 are all supported by our data.

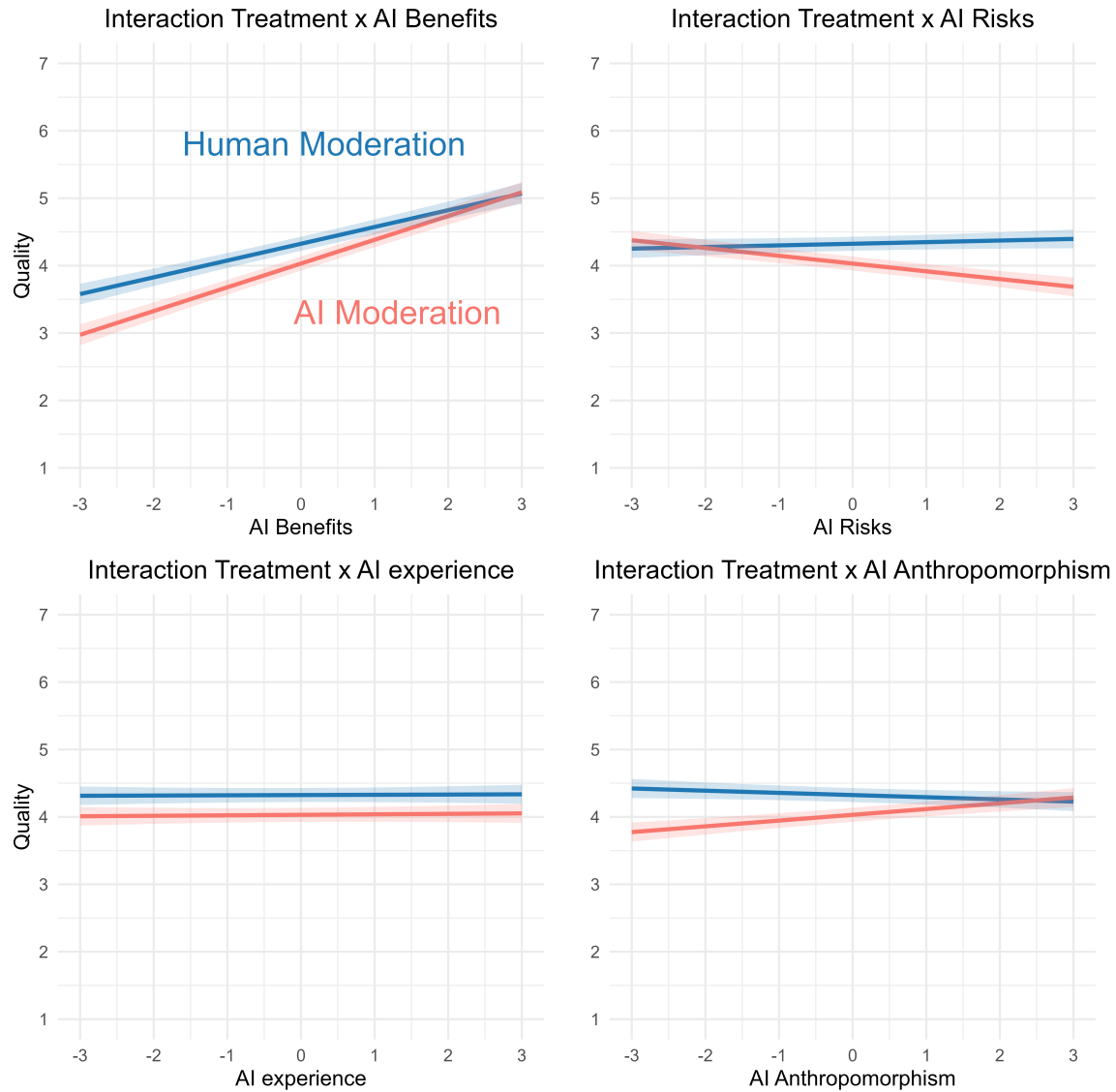


Figure 4: Interaction effects on assessments of deliberative quality.

Figure 4 shows similar patterns for the interactions with deliberative quality as the dependent variable.

Respondents expressing low assessments of AI benefits express lower assessments of deliberative quality for AI-enabled deliberation than for human-enabled deliberation. Conversely, people who express a high sense of AI benefits express higher quality assessments for AI-enabled deliberation than human-enabled deliberative formats ($b = 0.10$, 95% CI [0.07, 0.13], $p < .001$). The converse pattern also holds, as shown with attitudes toward AI risk. Here, we see people with a low sense of AI risks more likely to express higher deliberative quality for AI-enabled deliberation than those with a heightened sense of AI risk ($b = -0.14$, 95% CI [-0.16, -0.11], $p < .001$). For H 12, the tendency to anthropomorphize AI ($b = 0.12$, 95% CI [0.09, 0.14], $p < .001$), our data supports the hypotheses as we observe a positive interaction. However, for prior AI experience, our data does not support H11 ($b = 0.00$, 95% CI [-0.02, 0.03], $p = 0.759$).

Generally, the interactions illustrate the mechanism behind the AI-penalty. People with comparatively high levels of AI benefit assessments, AI experience (in the case of willingness to participate), AI anthropomorphism, and comparatively low levels of AI risk assessments, treat AI-enabled deliberation by and large like human-enabled deliberation. There is no AI-penalty for these respondents. All other respondents treat AI-enabled deliberation more skeptical than human-enabled deliberation. For these respondents, we find an AI-penalty in deliberation.

Discussion

We tested the effect on people being informed about the use of AI for the performance of important tasks within deliberative formats. Our findings showed a clear AI-penalty. Respondents expressed less willingness to participate in AI-enabled deliberation and lower assessments of deliberative quality, compared to human-enabled deliberation. This AI-penalty is especially pronounced for people who are skeptical about AI's role in society. Conversely, people who tended to see societal benefits in AI, low AI risks, and who anthropomorphized AI, we found little to no AI-penalty.

These findings are important as they point to currently little discussed risks to the integration of AI in deliberative formats. If AI reduces people's willingness to participate in deliberative formats, the potentially helpful aspects of AI to the conduct of digitally mediated deliberation are offset. Looking only at potential efficiency gains within deliberative formats while ignoring the attitudinal and motivational effects AI uses in deliberation carry, risks missing an important factor. This is especially true if, as we show, the AI-penalty is not uniformly distributed through society but instead follows prior attitudes toward AI. This threatens to introduce a new dimension of deliberative inequality by having people skeptical about AI to withdraw from AI-enabled deliberative and participatory opportunities. Proponents of AI-enabled deliberation, and AI use in democratic practice in general, need to take this risk seriously and propose mechanisms to offset this new technology-driven participatory divide.

Our findings also inform discussions about AI-enabled deliberation and participation more broadly. In explaining people's willingness to participate in deliberative formats – AI-enabled or reliant on humans – factors based on the civic voluntarism model (Schlozman et al., 2018) accounting for material resources did not contribute to the explanation as expected. In contrast, we found cognitive drivers of unequal participatory interest to hold as expected. As expected, both political interest (Schlozman et al., 2018) and need for cognition (Neblo et al., 2010) explained willingness to participate in deliberation. One reason for the surprising underperformance of material factors could be that we only queried people for their interest in participation and did not measure their actual followthrough. Scarceness of material resources, such as time or money, might come only to figure when people face having actually to spend time for deliberation while not playing an important role at earlier state of hypothetical commitment (Neblo et al., 2010).

We also found, somewhat surprisingly, that in their responses to information about AI-enabled deliberation for tasks associated with information and argument processing, people appeared especially

hesitant. This stands in contrast with discussion among academics and practitioners, who tend to see the strongest contribution of AI to deliberation in information processing and argument mapping (Landemore, 2024; Tessler et al., 2024; Tsai et al., 2024). While people were skeptical of AI for deliberative information processing and argument mapping, for fact-checking they rated it similar to human facilitators. This is interesting, as arguably AI – at least in its current state – should be less suited to tasks of fact identification and correction than information processing or argument mapping. This indicates that academics and practitioners should not only focus on technically evaluating AI’s information processing and argument mapping tasks but should also account for people’s reactions and assessments. Views of academics, practitioners, and the public on benefits and risks of AI in deliberation might deviate more strongly than academics might think.

Even more fundamentally, the identification of an AI-penalty in deliberation contradicts other recent findings that pointed to people being open to AI-enabled deliberation as well as expressing higher satisfaction with AI-enabled facilitation than those by humans (Tessler et al., 2024). One reason for this discrepancy could be that for our respondents AI-enabled interventions remain hypothetical, as they do not experience said interventions directly but are only informed about them. Indeed, experiencing AI might make people more supportive of it. But our findings indicate that we should not take AI-acceptance as a given. When asked for their interest to participate in deliberation, most people will not yet have direct experience with AI in deliberative formats. The initial skepticism identified by us has therefore high ecological validity as the information our respondents have corresponds with that regular people have when deciding on whether to participate in AI-enabled deliberation or not. And here, the AI-penalty is real. If we are interested in increasing participation in deliberative formats, we need not only focus on people who are willing to participate anyway. The important challenge lies in including people who are not interested in participating in the first place. And here our findings indicate that AI-enabled deliberation might increase hesitancy to participate along new attitudinal dimensions and therefore weaken the representativeness and legitimacy of deliberative formats.

Of course, our study comes with limitations. For one, our findings are based on German respondents. While general psychological processes and information effects can be expected to be similar across countries with comparable cultural, political, and technological constellations, it is unclear if this is the case for AI. Countries might vary regarding their cultural affinity toward AI. Accordingly, the penalty identified by us might also vary. Accordingly, future research should focus on establishing comparative evidence on the AI-penalty.

There are also potential temporal limitations to our study. We show that willingness to participate in and quality assessments of AI-enabled deliberation varies based on attitudes toward AI. But how these attitudes emerge and how they are distributed across societies we do not know. Nor do we know the prospective development of public opinion on AI. AI attitudes could turn sour over time, once job replacement or runaway technological change are more clearly felt across societies. Alternatively, AI attitudes could turn more positive once people experience AI-driven increases in welfare and quality of life. Or AI could normalize. This would make AI-enabled deliberation not special anymore and, in turn, lead to AI attitudes not playing much of a role in the readiness to participate in AI-enabled deliberation anymore. Potential temporal variations should, therefore, also be taken into account by future research.

Overall, we see that attitudes toward AI matter for both participatory willingness and assessments of deliberative quality once AI is introduced in deliberative formats. This is important to keep in mind for designers of deliberative environments so that they accidentally do not introduce new dimensions of unequal participation or quality assessment to a process that already suffers from challenges of unequal recruitment and associated legitimacy challenges based on unequal representation. AI might make digitally mediated deliberation more efficient, but it carries new challenges of public trust and willingness to engage. This challenge is likely to increase if public skepticism toward AI rises.

Data Availability

Preregistration information and data are available at the project's OSF repository:

- Prereg: https://osf.io/aq42e/?view_only=9f19e324effb42d9a5891ceedaf728fa
- Data: Available on OSF https://osf.io/5346r/files/osfstorage?view_only=e204fb9a9d6e4af187c7d95934f92cf0

Code Availability

Replication code and data are available at the project's OSF repository:

- Replication code and data: Available on OSF https://osf.io/5346r/files/osfstorage?view_only=e204fb9a9d6e4af187c7d95934f92cf0

Acknowledgements

A. Jungherr and A. Rauchfleisch contributed equally to the project. The experiments were preregistered at OSF https://osf.io/aq42e/?view_only=9f19e324effb42d9a5891ceedaf728fa and approved by the IRB at University of Bamberg. Correspondence and requests for materials should be addressed to A. Jungherr.

Funding sources

A. Jungherr's contribution is funded by the European Union under grant agreement No. 101178806. Views and opinions expressed are however those of the author(s) only and do not necessarily reflect those of the European Union or European Research Executive Agency. Neither the European Union nor the granting authority can be held responsible for them. A. Rauchfleisch's work was supported by the National Science and Technology Council, Taiwan (R.O.C) (Grant No 113-2628-H-002-018-).

Declaration of interests

A. Jungherr and A. Rauchfleisch declare no potential competing interests with respect to the research, authorship, and/or publication of this article.

Author Information

Institute for Political Science, University of Bamberg, Bamberg, Germany Andreas Jungherr

Graduate Institute of Journalism, National Taiwan University, Taipei, Taiwan Adrian Rauchfleisch

Appendix: Supplementary Materials

Sampling

We queried people for (a) their interest in participating in deliberative formats facilitated by humans or AI-enabled systems and (b) their assessments of deliberative quality of these formats. We ran a preregistered survey (Soft Launch n=100; Main Study n=1,850 completed interviews) among members of an online panel that the market and public opinion research company *Ipsos* provided. Respondents from the soft launch are not included in the analysis.

We used quotas on age, gender, region, and education to realize a sample representative of the German electorate. As Table 3 shows, the sampling was largely successful. The average interview length was 15 minutes. The survey was fielded between February 11 and February 18, 2025. The fieldwork was conducted in compliance with the standards ISO 9001:2015 and ISO 20252:2019, as were all study-related processes. Before running the survey, we registered our research design, analysis plan, and hypotheses about outcomes. We only deviate from the preregistration in the measurement of education. Other than preregistered, we count BA attainment or higher as high education (Preregistration: https://osf.io/aq42e/?view_only=9f19e324effb42d9a5891ceedaf728fa).

Table 3: Comparison between official population census Germany and realized sample (soft launch n=100 and main study n=1,850)

Type	Category	Official Statistics (%)	Realized distribution (%)
Gender	Male	50.0	50.0
Gender	Female	50.0	49.7
Gender	Other		0.3
Gender	NA		0.1
Age	18-29 Years	18.1	18.1
Age	30-44 Years	26.7	24.5
Age	45-59 Years	28.7	28.7
Age	60-75 Years	26.5	26.5
Age	76+ Years		2.2
Region	Baden-Württemberg	13.4	13.6
Region	Bayern	16.0	15.1
Region	Berlin	4.5	4.7
Region	Brandenburg	3.0	3.1
Region	Bremen	0.8	0.7
Region	Hamburg	2.3	2.4
Region	Hessen	7.6	7.2
Region	Mecklenburg-Vorpommern	1.9	1.8
Region	Niedersachsen	9.6	9.8
Region	Nordrhein-Westfalen	21.5	21.7
Region	Rheinland-Pfalz	5.0	5.1
Region	Saarland	1.2	1.2
Region	Sachsen	4.7	4.8
Region	Sachsen-Anhalt	2.6	2.7
Region	Schleswig-Holstein	3.5	3.6
Region	Thüringen	2.5	2.4
Education	Low (ISCED 0-2)	19.4	20.0
Education	Medium (ISCED 3-4)	50.6	49.0

Type	Category	Official Statistics (%)	Realized distribution (%)
Education	High (ISCED 5-8)	30.0	31.0

Exclusions

As specified in the preregistration, we used three attention checks to identify and exclude inattentive respondents. The first was an open-ended question, the second was hidden in an item grid, and the third was a simple single-choice question. The three checks were distributed throughout the entire survey. Ipsos flagged respondents if they failed two out of three attention checks and we excluded them from the analysis. Table 4 gives an overview of the number of flagged and excluded participants.

Table 4: Number of excluded respondents, main study and soft launch

Check	Number
Check 1 (open-ended question)	11
Check 2 (item grid)	342
Check 3 (single-choice question)	191
Excluded Respondents (2 out of 3)	102

Tasks

We presented respondents with a random draw of a total set of 12 descriptions of deliberation tasks. These tasks were randomly attributed to AI or humans. This set of tasks captured different elements that are important to the successful design and execution of deliberation formats. Table 5 documents types of tasks and associated task descriptions.

Table 5: Deliberative tasks.

Type	Task	Description
Recruitment & Selection	Balanced Participation	[AI tools/Human moderators] select participants for online discussions, ensuring demographic diversity and balancing power dynamics to make sure many different views are heard and given equal weight.
	Topic Identification	[AI tools/Human moderators] identify topics for online discussions by looking for trending issues, recurring concerns, and emerging themes, ensuring the topics are relevant and representative of public interests.
Information and argument processing	Content Summarization	[AI tools/Human moderators] can summarize contributions and information to help participants gain an overview and assess the available content.

Type	Task	Description
Discussion moderation	Argument Highlighting	[AI tools/Human moderators] can highlight key arguments to promote critical thinking and emphasize essential discussion points.
	Argument Structuring	[AI tools/Human moderators] can map arguments and detect areas of agreement to guide discussions toward collaborative decision-making.
	Opinion Aggregation	[AI tools/Human moderators] can aggregate opinions and preferences from participants to reflect collective decisions effectively and transparently.
	Fact Checking	[AI tools/Human moderators] can fact-check claims and summarize material to provide participants with accurate and accessible information.
	Disruption Detection	[AI tools/Human moderators] can maintain respect and balance in conversations by flagging disruptive behavior and promoting inclusivity.
Discussion facilitation	Tone & Authenticity	[AI tools/Human moderators] can analyze sentiment to assess discourse authenticity and use discourse mapping to ensure a plurality of viewpoints and inclusive participation.
	Gamification	[AI tools/Human moderators] can emphasize selected arguments or use gamification features to encourage critical thinking and help participants engage more deeply with evidence and reasoning.
	Translation Support	[AI-powered translation tools/Human translators] can help participants engage in discussions across language barriers, making deliberation more inclusive.
	Role-play Empathy	[AI-driven role-playing agents can simulate/Human moderators can provide] alternative perspectives, helping participants critically engage with opposing arguments.

Measures

We show the English translations of the questions in the following table. The complete questionnaire with all questions in German is available in our preregistration on OSF: https://osf.io/aq42e/?view_only=9f19e324effb42d9a5891ceedaf728fa. In the following table, all items marked with (-) are

negatively formulated and recoded for the positive index. The mean scores for the index are always based on the recoded items.

Table 6: Descriptive statistics for all relevant variables and items. The Cronbach's α for Deliberative quality were calculated individually for each case and moderator combination.

	Variable	Question	Operationalization	M (SD)	n
RQ1/H1-H7	Willingness to participate in deliberation	If you had the chance to participate in such a session, how interested do you think you would be in doing so?	<ul style="list-style-type: none"> • 1="Not at all interested" • 7="Extremely interested" 	3.95 (1.98)	11100
RQ2/H8-H12	Deliberative quality (5 items, $\alpha = 0.73$ - 0.84)	Please indicate how much you agree with the following statements when you think about the case we have just described	<ul style="list-style-type: none"> • 1="Completely Disagree" • 7="Completely Agree" 	4.16 (1.29)	11100
		This makes it difficult for people like me to get their voices heard. (-)		4.31 (1.75)	11100
		This makes it easy to identify the best policy solution.		4.02 (1.67)	11100
		This ensures a fair discussion and policy process.		4.19 (1.67)	11100
		I trust this process.		4.01 (1.76)	11100
		This will give space for a plurality of diverse views on the issue.		4.28 (1.64)	11100

	Variable	Question	Operationalization	M (SD)	n
H1a	Income	What is the total monthly net income (after taxes) of your household, earned by all household members?	<ul style="list-style-type: none"> • 1=€0-€500 • 2=€501-€750 • 3=€751-€1000 • 4=€1001-€1250 • 5=€1251-€1500 • 6=€1501-€1750 • 7=€1751-€2000 • 8=€2001-€2500 • 9=€2501-€3000 • 10=€3001-€4000 • 11=€4001-€5000 • 12=€5001-€10.000 • 13=€10.001 and more 	8.52 (2.85)	1716
H1a	Employment, full time		1 = Employed full-time (30 hours or more per week)	0.49	1823
H1a	Children, 12 or younger		Count	0.27 (0.82)	1721
H1a	Education		1 = University degree incl. Bachelor	0.23	1850

	Variable	Question	Operationalization	M (SD)	n
H1a	Past participatory activity	<p>Over the past two years, have you been a member or participated in activities of...</p> <ul style="list-style-type: none"> • "service club or fraternal organizations (e.g., Elks, Rotary)" • "veterans groups" • "religious groups" • "senior citizen's centers or groups" • "women's groups" • "issue-oriented political organizations" • "political parties" • "non-partisan civic organizations" • "school clubs or associations" • "hobby, sports teams, or youth groups" • "neighborhood associations or community groups" • "groups representing racial/ethnic interests" • "Other civil society groups (please specify)" 	Sum index: Yes/No	0.68 (1.08)	1641

	Variable	Question	Operationalization	M (SD)	n
H1a	Past deliberative activity	<p>Over the past two years, have you participated in...</p> <ul style="list-style-type: none"> • "Town Hall Meetings: Open forums where community members discuss specific issues with policymakers, often including a Q&A session." • "Deliberative Polling: Participants discuss an issue in small groups after being provided with relevant information, with opinions polled before and after deliberation." • "World Café: Small, rotating discussion groups explore specific topics, with insights shared in a plenary session." • "Citizens' Assemblies: Randomly selected citizens deliberate on an issue over multiple sessions, often resulting in formal recommendations." • "Online Town Halls: Virtual forums where participants engage with policymakers or leaders via live video, chat, or Q&A tools." • "Virtual Roundtables: Moderated discussions held via video conferencing platforms, such as Zoom or Microsoft Teams." • "Massive Open Online Deliberation (MOOD): Large-scale platforms enabling asynchronous, in-depth deliberation on complex issues." • "Structured Online Discussions: Organized and moderated conversations on platforms such as Twitter, Reddit, or Facebook, designed to encourage thoughtful and focused dialogue, often guided by hashtags or discussion facilitators." • "Other deliberative formats (please specify)" 	Sum index: Yes/No	0.39 (0.90)	1715

	Variable	Question	Operationalization	M (SD)	n
H1b	Political interest	I am interested in politics.	<ul style="list-style-type: none"> • 1="Completely Disagree" • 7="Completely Agree" 	4.91 (1.77)	1850
H1b	Political efficacy (2 items, Spearman-Brown = 0.67)		<ul style="list-style-type: none"> • 1="Completely Disagree" • 7="Completely Agree" 	3.34 (1.57)	1850
		Public officials don't care what people like me think. (-)		4.94 (1.77)	1850
		I can't influence government decisions. (-)		4.38 (1.85)	1850
H1b	PID Strength	First selecting PID: "In Germany, many people tend to align with a particular political party for a longer period, even though they occasionally vote for a different party. How about you: Do you, generally speaking, tend to align with a specific party? And if so, which one?"	<ul style="list-style-type: none"> • "(1) SPD" • "(2) CDU" • "(3) CSU" • "(4) GRÜNE" • "(5) FDP" • "(6) AfD" • "(7) DIE LINKE" • "(8) Bündnis Sahra Wagenknecht (BSW)" • "(9) andere Partei, und zwar" • "(10) keiner Partei" 		
		Then "How strongly or weakly do you, all things considered, align with this party?"	<ul style="list-style-type: none"> • 1 Very weakly - • 7 Very strongly <p>. Respondents with the response "keiner Partei/no party" were coded as "1 Very weakly"</p>	4.55 (1.95)	1850

	Variable	Question	Operationalization	M (SD)	n
H2	Need for cognition (4 items, $\alpha = 0.9$)		<ul style="list-style-type: none"> • 1="Completely Disagree" • 7="Completely Agree" 	4.72 (1.38)	1850
		I find satisfaction in deliberating hard and for long hours.		4.68 (1.58)	1850
		The notion of thinking abstractly is appealing to me.		4.65 (1.64)	1850
		I really enjoy a task that involves coming up with new solutions to problems.		4.72 (1.57)	1850
		I like tasks that require much thought and mental effort.		4.83 (1.50)	1850
H3a/H8a	Technology benefits (3 items, $\alpha = 0.86$)		<ul style="list-style-type: none"> • 1="Completely Disagree" • 7="Completely Agree" 	4.63 (1.38)	1850
		I feel more in control of my daily activities thanks to technology.		4.46 (1.61)	1850
		Technology helps me manage my time more effectively.		4.77 (1.52)	1850
		I feel more productive in both my personal and professional life because of technology.		4.65 (1.58)	1850
H3b/H8b	Technology risks (3 items, $\alpha = 0.76$)		<ul style="list-style-type: none"> • 1="Completely Disagree" • 7="Completely Agree" 	3.65 (1.43)	1850
		I feel more in control of my daily activities thanks to technology.		3.26 (1.70)	1850
		Technology helps me manage my time more effectively.		4.10 (1.77)	1850
		I feel more productive in both my personal and professional life because of technology.		3.58 (1.75)	1850

	Variable	Question	Operationalization	M (SD)	n
H4/H9	AI benefits (5 items, $\alpha = 0.87$)		<ul style="list-style-type: none"> • 1="Completely Disagree" • 7="Completely Agree" 	3.76 (1.35)	1850
		AI will drive significant economic expansion in this country.		3.87 (1.60)	1850
		AI will provide our military with advanced defense capabilities, ensuring national security.		3.88 (1.72)	1850
		AI will help governments to more efficiently plan for the future and manage crises.		3.67 (1.67)	1850
		AI helps parties to communicate more successfully with voters.		3.62 (1.72)	1850
		AI will help humanity to address existential threats more successfully.		3.76 (1.63)	1850
H5/H10	AI risks (5 items, $\alpha = 0.83$)		<ul style="list-style-type: none"> • 1="Completely Disagree" • 7="Completely Agree" 	4.58 (1.33)	1850
		AI is likely to cause widespread job displacement and unemployment.		4.16 (1.73)	1850
		Unchecked AI development could pose existential threats to humanity.		4.91 (1.72)	1850
		AI in military applications can lead to unintended escalations or conflicts due to lack of human judgment.		4.47 (1.67)	1850
		As AI increasingly takes over decision-making, we risk losing control over our lives.		4.78 (1.75)	1850
		AI will allow parties to manipulate voters more successfully.		4.61 (1.76)	1850
H6/H11	AI experience (2 items, $\alpha = 0.77$)	How frequently do you use AI supported applications or services in your...	<ul style="list-style-type: none"> • 1="never" • 7="very often" 	2.72 (1.66)	1850
		professional or work environment		2.47 (1.84)	1850

	Variable	Question	Operationalization	M (SD)	n
H7/H12	AI anthropomorphism (4 items, $\alpha = 0.88$)	personal life and spare time		2.96 (1.83)	1850
				3.18 (1.54)	1850
			<ul style="list-style-type: none"> • 1="Completely Disagree" • 7="Completely Agree" 		
		AI has the potential to develop a sense of humor.		3.32 (1.80)	1850
		An AI can have a unique personality.		3.19 (1.81)	1850
		AI has the capacity to develop consciousness.		3.24 (1.80)	1850
		AI can develop a sense of morals and ethics.		2.98 (1.75)	1850

Validation

In a pre-test with a small sample ($n = 105$), we examined the performance of the items for the scales *Technology Risk* and *Technology Benefits* using an exploratory factor analysis (EFA). The item wordings in the tables are provided in English. For the original German wording of the items used in the survey, please refer to the questionnaire in the preregistration (https://osf.io/aq42e/?view_only=9f19e324effb42d9a5891ceedaf728fa).

Item Wording	Benefits	Risks
I feel more in control of my daily activities thanks to technology.	0.83	
Technology helps me manage my time more effectively.	0.78	
I feel more productive in both my personal and professional life because of technology.	0.83	
Technology increases my stress levels rather than making life easier.		0.78
Technology reduces the quality of face-to-face interactions with others.		0.58
Technology contributes to distractions and reduces my ability to focus.		0.79

Table 7: Factor Loadings from the exploratory factor analysis with oblimin rotation. Factor loadings smaller than ± 0.1 are not shown.

Here, we present the results of a confirmatory factor analysis. In general, the CFA indicates a good fit for the model with values above or below the generally recommended fit indicators in the literature (CFI = 0.987, TLI = 0.975, RMSEA = 0.061, SRMR = 0.03). Although the chi-square test is significant ($\chi^2(8, N = 1850) = 63.63, p < .001$), this is expected given the large sample size ($n = 1850$), as the test is highly sensitive to sample size. The following table presents the standardized factor loadings from the CFA.

Item Wording	Benefits (λ)	Risks (λ)
I feel more in control of my daily activities thanks to technology.	0.809	
Technology helps me manage my time more effectively.	0.801	
I feel more productive in both my personal and professional life because of technology.	0.837	
Technology increases my stress levels rather than making life easier.		0.812
Technology reduces the quality of face-to-face interactions with others.		0.607
Technology contributes to distractions and reduces my ability to focus.		0.740

Table 8: Standardized Factor Loadings for Technology’s Benefits and Risks in Daily Life from the confirmatory factor analysis. The correlation between the two factors is -0.33.

Model results

As specified in the preregistration under *Missing data*, we used data imputation to fill in missing responses for:

- past participatory activity (sum index),
- past deliberative activity (sum index),
- full-time employment (1-fully employed vs 0-other),
- number of children in the household aged 12 or younger, and
- income.

For data imputation, we followed the procedure recommended in the literature (van Buuren, 2012/2018). Using the R package *mice* (van Buuren & Groothuis-Oudshoorn, 2011), we created 100 datasets with imputed data for the missing values using predictive mean matching (van Buuren, 2012/2018). We used the values of the variables mentioned above (if available), all the measured independent variables, age, and gender (male), as predictors for predictive mean matching. After imputing the data, we estimate the model (multilevel model with varying intercept for cases and participants) for each dataset and pooled the results also with the *mice* package in R (Barnard & Rubin, 1999; Rubin, 1987).

Predictors	Estimates	CI	<i>p</i>
Intercept	2.622	[2.219, 3.026]	0.000
RQ1a: Human vs AI moderation	-0.296	[-0.336, -0.255]	0.000
H1a: Income	0.005	[-0.020, 0.031]	0.692
H1a: Employment, full time	0.156	[0.016, 0.297]	0.030
H1a: Children, 12 or younger	-0.007	[-0.089, 0.075]	0.868
H1a: Education	0.080	[-0.075, 0.234]	0.312
H1a: Past participatory activity	0.007	[-0.071, 0.086]	0.853
H1a: Past deliberative activity	0.050	[-0.045, 0.146]	0.304
H1b: Political interest	0.125	[0.084, 0.167]	0.000
H1b: Political efficacy	0.025	[-0.016, 0.067]	0.234
H1b: PID strength	0.017	[-0.018, 0.051]	0.340
H2: Need for cognition	0.199	[0.149, 0.250]	0.000
H3a: Technology benefits X Treatment	0.002	[-0.034, 0.038]	0.915
H3b: Technology risks X Treatment	-0.003	[-0.035, 0.030]	0.861
H4: AI benefits X Treatment	0.074	[0.034, 0.113]	0.000
H5: AI risks X Treatment	-0.125	[-0.158, -0.093]	0.000
H6: AI experience X Treatment	0.035	[0.005, 0.065]	0.023
H7: AI anthropomorphism X Treatment	0.100	[0.066, 0.134]	0.000
Technology benefits	0.213	[0.154, 0.272]	0.000
Technology risks	0.020	[-0.033, 0.073]	0.462
AI benefits	0.200	[0.135, 0.264]	0.000
AI risks	0.075	[0.022, 0.128]	0.005
AI experience	0.115	[0.062, 0.167]	0.000
AI anthropomorphism	0.002	[-0.052, 0.056]	0.938
Gender (male = 1)	-0.069	[-0.199, 0.062]	0.303
Age	-0.008	[-0.013, -0.003]	0.001

Table 9: Result based on the pooled models with varying intercepts for cases (12) and participants (1850) with a total of 11000 observations. The dependent variable in this model is Willingness to participate in deliberation.

Predictors	Estimates	CI	<i>p</i>
Intercept	3.775	[3.541, 4.010]	0.000
RQ1b: Human vs AI moderation	-0.293	[-0.324, -0.263]	0.000
H8a: Technology benefits X Treatment	-0.011	[-0.038, 0.016]	0.430
H8b: Technology risks X Treatment	0.002	[-0.022, 0.027]	0.843
H9: AI benefits X Treatment	0.104	[0.074, 0.133]	0.000
H10: AI risks X Treatment	-0.139	[-0.164, -0.115]	0.000
H11: AI experience X Treatment	0.004	[-0.019, 0.026]	0.759
H12: AI anthropomorphism X Treatment	0.118	[0.092, 0.143]	0.000
Income	0.008	[-0.007, 0.022]	0.304
Employment, full time	0.069	[-0.010, 0.148]	0.087
Children, 12 or younger	-0.011	[-0.057, 0.034]	0.628
Education	0.029	[-0.058, 0.116]	0.512
Past participatory activity	-0.007	[-0.050, 0.036]	0.755
Past deliberative activity	-0.014	[-0.068, 0.040]	0.607
Political interest	0.035	[0.012, 0.059]	0.003
Political efficacy	0.041	[0.017, 0.065]	0.001
PID strength	0.009	[-0.010, 0.028]	0.363
Need for cognition	0.080	[0.052, 0.108]	0.000
Technology benefits	0.162	[0.127, 0.196]	0.000
Technology risks	-0.011	[-0.042, 0.020]	0.493
AI benefits	0.249	[0.211, 0.287]	0.000
AI risks	0.024	[-0.007, 0.055]	0.129
AI experience	0.004	[-0.027, 0.034]	0.817
AI anthropomorphism	-0.032	[-0.064, -0.001]	0.045
Gender (male = 1)	-0.115	[-0.188, -0.041]	0.002
Age	-0.005	[-0.008, -0.002]	0.000

Table 10: Result based on the pooled models with varying intercepts for cases (12) and participants (1850) with a total of 11000 observations. The dependent variable in this model is Perceived Deliberative Quality.

References

- Agarwal, D., Shahid, F., & Vashistha, A. (2024). Conversational agents to facilitate deliberation on harmful content in WhatsApp groups. In J. Nichols (Ed.), *Proceedings of the ACM on human-computer interaction* (Vol. 8, pp. 1–32). ACM. <https://doi.org/10.1145/3687030>
- Alnemr, N. (2020). Emancipation cannot be programmed: Blind spots of algorithmic facilitation in online deliberation. *Contemporary Politics*, 26(5), 531–552. <https://doi.org/10.1080/13569775.2020.1791306>
- Arana-Catania, M., Lier, F.-A. V., Procter, R., Tkachenko, N., He, Y., Zubiaga, A., & Liakata, M. (2021). Citizen participation and machine learning for a better democracy. *Digital Government: Research and Practice*, 2(3), 1–22. <https://doi.org/10.1145/3452118>
- Argyle, L. P., Bail, C. A., Busby, E. C., Gubler, J. R., Howe, T., Rytting, C., Sorensen, T., & Wingate, D. (2023). Leveraging AI for democratic discourse: Chat interventions can improve online political conversations at scale. *PNAS: Proceedings of the National Academy of Sciences*, 120(41), e2311627120. <https://doi.org/10.1073/pnas.2311627120>
- Bächtiger, A., & Dryzek, J. S. (2024). *Deliberative democracy for diabolical times: Confronting populism, extremism, denial, and authoritarianism*. Cambridge University Press. <https://doi.org/10.1017/9781009261845>
- Bakker, M. A., Chadwick, M. J., Sheahan, H. R., Tessler, M. H., Campbell-Gillingham, L., Balaguer, J., McAleese, N., Glaese, A., Aslanides, J., Botvinick, M. M., & Summerfield, C. (2022). Fine-tuning language models to find agreement among humans with diverse preferences. In S. Koyejo, S. Mohamed, A. Agarwal, D. Belgrave, K. Cho, & A. Oh (Eds.), *NeurIPS 2022: Advances in neural information processing systems 35* (Vol. 35, pp. 38176–38189). Curran Associates, Inc. https://proceedings.neurips.cc/paper_files/paper/2022/file/f978c8f3b5f399cae464e85f72e28503-Paper-Conference.pdf
- Bao, L., Krause, N. M., Calice, M. N., Scheufele, D. A., Wirz, C. D., Brossard, D., Newman, T. P., & a, M. A. X. (2022). Whose AI? How different publics think about AI and its social impacts. *Computers in Human Behavior*, 130(107182), 1–10. <https://doi.org/10.1016/j.chb.2022.107182>
- Barnard, J., & Rubin, D. B. (1999). Small-sample degrees of freedom with multiple imputation. *Biometrika*, 86(4), 948–955. <https://doi.org/10.1093/biomet/86.4.948>
- Benjamini, Y., & Hochberg, Y. (1995). Controlling the false discovery rate: A practical and powerful approach to multiple testing. *Journal of the Royal Statistical Society: Series B (Methodological)*, 57(1), 289–300. <https://doi.org/10.1111/j.2517-6161.1995.tb02031.x>
- Berliner, D. (2024). What AI can’t do for democracy. *Boston Review*. <https://www.bostonreview.net/articles/what-ai-cant-do-for-democracy>
- Binder, A. R., Cacciatore, M. A., Scheufele, D. A., Shaw, B. R., & Corley, E. A. (2012). Measuring risk/benefit perceptions of emerging technologies and their potential impact on communication of public opinion toward science. *Public Understanding of Science*, 21(7), 830–847. <https://doi.org/10.1177/0963662510390159>
- Chowanda, A. D., Sanyoto, A. R., Suhartono, D., & Setiadi, C. J. (2017). Automatic debate text summarization in online debate forum. *Procedia Computer Science*, 116, 11–19. <https://doi.org/10.1016/j.procs.2017.10.003>
- Coleman, S., & Blumler, J. G. (2009). *The internet and democratic citizenship: Theory, practice and policy*. Cambridge University Press. <https://doi.org/10.1017/CBO9780511818271>
- Dooling, B. C. E., & Febrizio, M. (2023). *Robotic rulemaking*. Brookings Institution. <https://www.brookings.edu/articles/robotic-rulemaking/>
- Epley, N., Waytz, A., & Cacioppo, J. T. (2007). On seeing human: A three-factor theory of anthropomorphism. *Psychological Review*, 114(4), 864–886. <https://doi.org/10.1037/0033-295X.114.4.864>
- Feng, Y., Qiang, J., Li, Y., Yuan, Y., & Zhu, Y. (2023). Sentence simplification via large language models. *arXiv*. <https://doi.org/10.48550/arXiv.2302.11957>

- Fish, S., Gözl, P., Parkes, D. C., Procaccia, A. D., Rusak, G., Shapira, I., & Wüthrich, M. (2024). Generative social choice. In D. Bergemann, R. Kleinberg, & D. Saban (Eds.), *EC '24: Proceedings of the 25th ACM conference on economics and computation* (p. 985). ACM. <https://doi.org/10.1145/3670865.3673547>
- Fishkin, J. S. (2018). *Democracy when the people are thinking: Revitalizing our politics through public deliberation*. Oxford University Press. <https://doi.org/10.1093/oso/9780198820291.001.0001>
- Fishkin, J., Garg, N., Gelauff, L., Goel, A., Munagala, K., Sakshuwong, S., Siu, A., & Yandamuri, S. (2019). Deliberative democracy with the online deliberation platform. In *HCOMP 2019: The 7th AAAI conference on human computation and crowdsourcing*. HCOMP. <https://www.humancomputation.com/2019/assets/papers/144.pdf>
- Folk, D., Wu, C., & Heine, S. (2025). Cultural variation in attitudes towards social chatbots. *Journal of Cross-Cultural Psychology*, 1–21. <https://doi.org/10.1177/00220221251317950>
- Giarelis, N., Mastrokostas, C., & Karacapilidis, N. (2024). A unified LLM-KG framework to assist fact-checking in public deliberation. In A. Hautli-Janisz, G. Lapesa, L. Anastasiou, V. Gold, A. De Liddo, & C. Reed (Eds.), *DELITE 2024: Proceedings of the first workshop on language-driven deliberation technology* (pp. 13–19). ELRA; ICCL. <https://aclanthology.org/2024.delite-1.2/>
- Gudiño-Rosero, J., Grandi, U., & Hidalgo, C. A. (2024). Large language models (LLMs) as agents for augmented democracy. *Philosophical Transactions of the Royal Society A: Mathematical, Physical and Engineering Sciences*, 382(2285), 1–17. <https://doi.org/10.1098/rsta.2024.0100>
- Ibrahim, L., Akbulut, C., Elasmari, R., Rastogi, C., Kahng, M., Morris, M. R., McKee, K. R., Rieser, V., Shanahan, M., & Weidinger, L. (2025). Multi-turn evaluation of anthropomorphic behaviours in large language models. *arXiv*. <https://doi.org/10.48550/arXiv.2502.07077>
- Ikari, S., Sato, K., Burdett, E., Ishiguro, H., Jong, J., & Nakawake, Y. (2023). Religion-related values differently influence moral attitude for robots in the United States and Japan. *Journal of Cross-Cultural Psychology*, 54(6–7), 742–759. <https://doi.org/10.1177/00220221231193369>
- Jacobs, L. R., Cook, F. L., & Delli Carpini, M. X. (2009). *Talking together: Public deliberation and political participation in america*. The University of Chicago Press.
- Jungherr, A., Rauchfleisch, A., & Wuttke, A. (2024). Deceptive uses of Artificial Intelligence in elections strengthen support for AI ban. *arXiv*. <https://doi.org/10.48550/arXiv.2408.12613>
- Konya, A., Schirch, L., Irwin, C., & Ovadya, A. (2023). Democratic policy development using collective dialogues and AI. *arXiv*. <https://doi.org/10.48550/arXiv.2311.02242>
- Lafont, C. (2020). *Democracy without shortcuts: A participatory conception of deliberative democracy*. Oxford University Press. <https://doi.org/10.1093/oso/9780198848189.001.0001>
- Landemore, H. (2020). *Open democracy: Reinventing popular rule for the twenty-first century*. Princeton University Press.
- Landemore, H. (2021). Open democracy and digital technologies. In L. Bernholz, H. Landemore, & R. Reich (Eds.), *Digital technology and democratic theory* (pp. 62–89). The University of Chicago Press. <https://doi.org/10.7208/9780226748603-003>
- Landemore, H. (2024). Can artificial intelligence bring deliberation to the masses? In R. Chang & A. Srinivasan (Eds.), *Conversations in philosophy, law, and politics* (pp. 39–69). Oxford University Press. <https://doi.org/10.1093/oso/9780198864523.003.0003>
- Lazar, S., & Manuali, L. (2024). Can LLMs advance democratic values? *arXiv*. <https://doi.org/10.48550/arXiv.2410.08418>
- Matthes, J. (2006). The need for orientation towards news media: Revising and validating a classic concept. *International Journal of Public Opinion Research*, 18(4), 422–444. <https://doi.org/10.1093/ijpor/edh118>
- McKinney, S. (2024). Integrating Artificial Intelligence into citizens’ assemblies: Benefits, concerns and future pathways. *Journal of Deliberative Democracy*, 20(1), 1–12. <https://doi.org/10.16997/jdd.1556>
- Neblo, M. A., Esterling, K. M., Kennedy, R. P., Lazer, D., & Sokhey, A. E. (2010). Who wants to deliberate—and why? *American Political Science Review*, 104(3), 566–583. <https://doi.org/10.1017/S0002238309990001>

017/S0003055410000298

- Neblo, M. A., Esterling, K. M., & Lazer, D. (2018). *Politics with the people: Building a directly representative democracy*. Cambridge University Press. <https://doi.org/10.1017/9781316338179>
- O'Shaughnessy, M. R., Schiff, D. S., Varshney, L. R., Rozell, C. J., & Davenport, M. A. (2023). What governs attitudes toward artificial intelligence adoption and governance? *Science and Public Policy*, 50(2), 161–176. <https://doi.org/10.1093/scipol/scac056>
- Rubin, D. B. (1987). *Multiple imputation for nonresponse in surveys*. John Wiley & Sons. <https://doi.org/10.1002/9780470316696>
- Schlozman, K. L., Brady, H. E., & Verba, S. (2018). *Unequal and unrepresented: Political inequality and the people's voice in the new gilded age*. Princeton University Press. <https://doi.org/10.23943/9781400890361>
- Siegrist, M., & Visschers, V. H. M. (2013). Acceptance of nuclear power: The Fukushima effect. *Energy Policy*, 59(August), 112–119. <https://doi.org/10.1016/j.enpol.2012.07.051>
- Small, C. T., Vendrov, I., Durmus, E., Homaei, H., Barry, E., Cornebise, J., Suzman, T., Ganguli, D., & Megill, C. (2023). Opportunities and risks of LLMs for scalable deliberation with polis. *arXiv*. <https://doi.org/10.48550/arXiv.2306.11932>
- Tessler, M. H., Bakker, M. A., Jarrett, D., Sheahan, H., Chadwick, M. J., Koster, R., Evans, G., Campbell-Gillingham, L., Collins, T., Parkes, D. C., Botvinick, M., & Summerfield, C. (2024). AI can help humans find common ground in democratic deliberation. *Science*, 386(6719), eadq2852. <https://doi.org/10.1126/science.adq2852>
- Tsai, L. L., Pentland, A., Braley, A., Chen, N., Enríquez, J. R., & Reuel, A. (2024). Generative AI for pro-democracy platforms. In D. Huttenlocher & A. Ozdaglar (Eds.), *An MIT exploration of generative AI: From novel chemicals to opera*. MIT. <https://doi.org/10.21428/e4baedd9.5aaf489a>
- van Buuren, S. (2018). *Flexible imputation of missing data* (2nd ed.). CRC Press. (Original work published 2012)
- van Buuren, S., & Groothuis-Oudshoorn, K. (2011). mice: Multivariate imputation by chained equations in R. *Journal of Statistical Software*, 45(3), 1–67. <https://doi.org/10.18637/jss.v045.i03>
- Waytz, A., Cacioppo, J., & Epley, N. (2010). Who sees human?: The stability and importance of individual differences in anthropomorphism. *Perspectives on Psychological Science*, 5(3), 219–232. <https://doi.org/10.1177/1745691610369336>
- Zhang, B. (2024). Public opinion toward Artificial Intelligence. In J. B. Bullock, Y.-C. Chen, J. Himmelreich, V. M. Hudson, A. Korinek, M. M. Young, & B. Zhang (Eds.), *The Oxford handbook of AI governance* (pp. 553–571). Oxford University Press. <https://doi.org/10.1093/oxfordhb/9780197579329.013.36>
- Zhang, B., & Dafoe, A. (2019). *Artificial Intelligence: American attitudes and trends*. Center for the Governance of AI University of Oxford. <https://doi.org/10.2139/ssrn.3312874>