

Find your Needle: Small Object Image Retrieval via Multi-Object Attention Optimization

Michael Green*
OriginAI, Israel

Matan Levy*
The Hebrew University of Jerusalem, Israel

Issar Tzachor*
OriginAI, Israel

Dvir Samuel
OriginAI, Bar-Ilan University, Israel

Nir Darshan
OriginAI, Israel

Rami Ben-Ari
OriginAI, Israel

Abstract

We address the challenge of Small Object Image Retrieval (SoIR), where the goal is to retrieve images containing a specific small object, in a cluttered scene. The key challenge in this setting is constructing a single image descriptor, for scalable and efficient search, that effectively represents all objects in the image. In this paper, we first analyze the limitations of existing methods on this challenging task and then introduce new benchmarks to support SoIR evaluation. Next, we introduce Multi-object Attention Optimization (MaO), a novel retrieval framework which incorporates a dedicated multi-object pre-training phase. This is followed by a refinement process that leverages attention-based feature extraction with object masks, integrating them into a single unified image descriptor. Our MaO approach significantly outperforms existing retrieval methods and strong baselines, achieving notable improvements in both zero-shot and lightweight multi-object fine-tuning. We hope this work will lay the groundwork and inspire further research to enhance retrieval performance for this highly practical task.

1. Introduction

Searching for a small object within a large image corpus is akin to finding a needle in a haystack. The challenge arises from the object’s small size, the existence of many distracting objects in the scene, and the vast number of images. In this paper, we address the problem of Small Object Image Retrieval (SoIR), where the goal is to search in a large image corpus and identify the images containing a specific (or personalized) instance of a probably small object, in a cluttered scene. In other words, the task is not just about locating any needle in the haystack but about finding *your* specific needle. In Image Retrieval (IR), a single compact descriptor per

*Equal contribution.

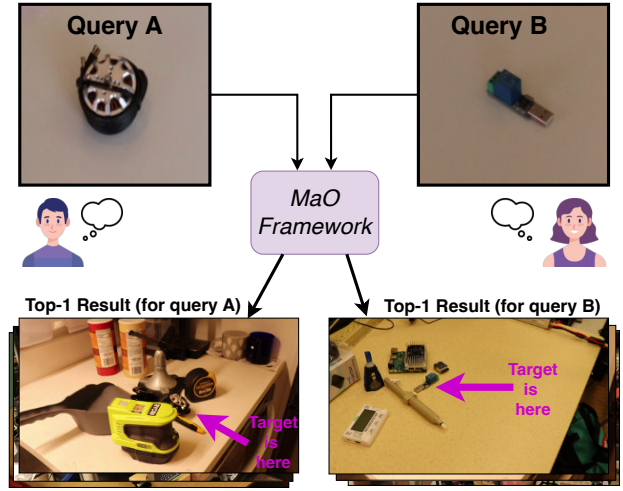


Figure 1. Queries and the top-1 retrieved images using our Multi-Object Attention Optimization (MaO) method. Note the small size and clutter of objects in the gallery images.

image is essential for efficient similarity search, enabling scalable memory usage and fast nearest-neighbor retrieval in large datasets. [13, 16, 26, 32, 33, 39].

SoIR can be seen as a specialized case of Instance-Based Image Retrieval (IBIR), where the objective is to retrieve images from a large corpus that contains the exact instance of a query object or scene [25, 30, 31, 33, 42]. Recent state-of-the-art (SoTa) IBIR models [2, 11, 18, 32, 33] have primarily been evaluated on datasets such as \mathcal{R} Paris6K, \mathcal{R} Oxford5K [24], Products-10K [3], and GLDv2 [41], which predominantly feature large, centrally positioned objects. However, retrieving images containing small objects in cluttered scenes remains largely unexplored. Recent findings [31] indicate that existing IBIR methods struggle in scenarios where multiple objects are present, particularly when datasets include similar objects from the same category. The INSTRE [40] dataset has been introduced as

an additional benchmark for the IBIR task [6, 11, 18, 23]. While benchmarks such as \mathcal{R} Paris6K and \mathcal{R} Oxford5K contain objects occupying approximately 40% of the image area on average, INSTRE features smaller objects, covering only 20–25% of the image, making retrieval more challenging. However, INSTRE images typically contain only 1–2 objects per image, limiting the complexity of multi-object interference. Recently, Li et al. [17] introduced the VoxDet dataset, originally designed for *object detection*. We find it particularly suitable for SoIR due to the small object sizes and the presence of multiple objects within each scene. Figure 1 illustrates these challenges with example images and retrieval results. For better evaluations of SoIR methods, we introduce three benchmarks based on VoxDet, INSTRE and PerMiR [31], highlighting the significant performance drop of existing IBIR methods in SoIR as demonstrated in Fig. 3). Additionally, we propose a novel retrieval approach tailored to this task.

We define small and cluttered objects in the following contexts: (a) objects occupying a small fraction of the image (e.g., 0.5%), (b) cluttered scenes with multiple objects (often 10+), including same-category instances. The key challenges in retrieving small objects are: (1) capturing the object instance characteristics in the image representation, even when the object is small (2) ensuring that all objects in a scene are well-represented in a single image descriptor.

The representation of small objects in images has recently garnered notable interest in different contexts. Recent research in multi-modal large language models (MLLMs) [43], suggests that the primary challenge in object representation within images is ensuring the quality of its representation. Studies in object-level multi-modal learning [28] has explored these challenges within tasks such as text-to-image semantic search [6, 14, 15] and instance localization [7]. Additionally, Samuel et al. [31] demonstrated that the presence of multiple objects within an image can cause significant confusion and performance degradation in multi-object scenarios, while Abbasi et al. [1] highlighted a strong encoder bias toward larger objects, further complicating small object retrieval.

To address these challenges, we propose a novel SoIR method, as illustrated in Figure 2. Our method first decomposes the image into individual objects using an open-vocabulary detector (OVD), encodes them separately, and then integrates their representations into a single global descriptor. By isolating and encoding each object separately, our approach ensures equal representation for all objects, regardless of size, while filtering out irrelevant background elements (e.g. sky, walls). Additionally, we refine the image representation through a post-training attention optimization process, aligning the image descriptor with object attention maps to improve retrieval accuracy. We refer to this method as Multi-object Attention Optimization (MaO).

We extensively evaluate our approach through comprehensive experiments, demonstrating its superior performance against existing methods and strong baselines. The results highlight our method’s ability to effectively retrieve images containing small instances of a target object embedded in cluttered images. Sample results are shown in Fig. 1.

We summarize our contributions as follows:

- We study and analyze the problem of Small Object Image Retrieval (SoIR), identifying key challenges and limitations in existing methods. Our study focuses on three critical factors: object size, clutter (scenes with many objects), and resolution.
- We introduce new benchmarks specifically designed for SoIR, enabling more rigorous evaluation and fostering future research in this domain.
- We propose MaO, a novel method that leverages explainability maps to refine object representations and unify them into a single image descriptor. Our approach outperforms existing methods and strong baselines.

2. Related Work

Below, we review key approaches relevant to our work.

Instance-Based Image Retrieval: CNN-based methods have played a fundamental role in IBIR for many years. Region-based techniques [6, 29, 37] explore various region-matching strategies to compute image similarity. For instance, GeM [26] enhances retrieval performance by fine-tuning a CNN network, introducing the Generalized-Mean (GeM) pooling layer. More recently, CVNet [13] proposed a more efficient geometric verification method for re-ranking, leveraging dense feature correlations between query and gallery images. Despite their effectiveness, these methods are computationally expensive and rely on predefined, grid-based regions, posing two major drawbacks: (1) the predefined grid is content-agnostic, making it unlikely to align with object boundaries, and (2) many grid regions capture irrelevant background information, creating a clutter in the image representation. Moreover, these approaches tend to emphasize larger objects while failing to adequately represent smaller ones. In contrast, we replace rigid grid sampling with an open-vocabulary object detector (OVD) that detects arbitrary objects, allowing for a more flexible and content-aware representation. Each object representation is further refined through attention-based encoding, allowing the integration of multiple objects into a single image descriptor.

Other methods such as GSS [18] and HP [2] leverage graph networks to perform spatial verification. However, these approaches require storing multiple local features for each gallery image or performing additional per-query computations, beyond simple vector similarity, leading to increased memory consumption and computational overhead. In contrast, our approach produces a single compact repre-

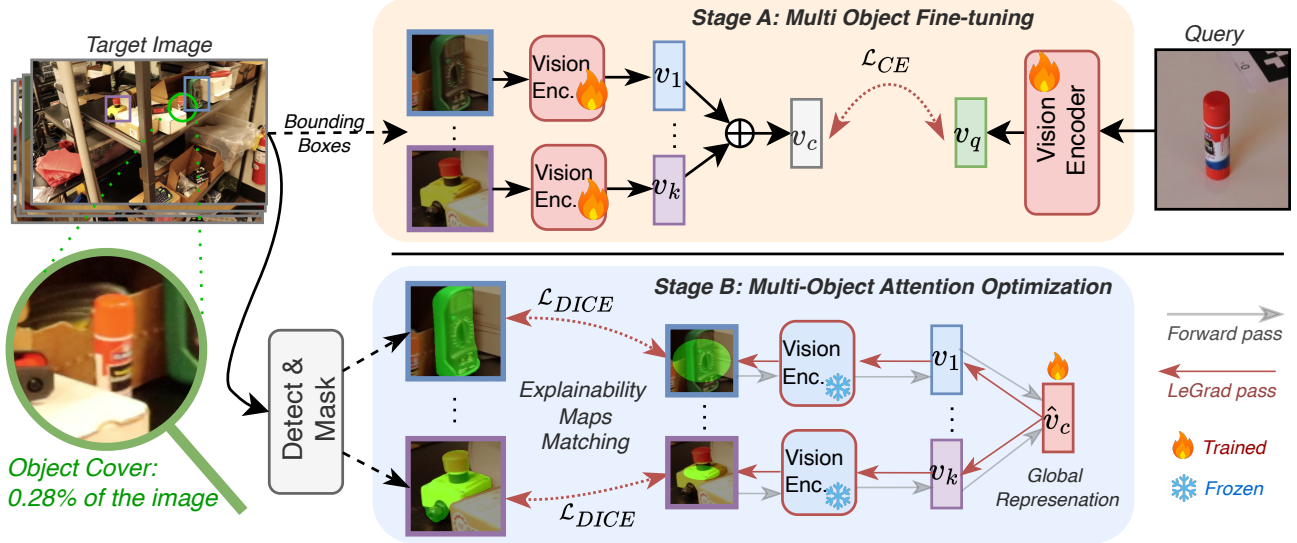


Figure 2. Overview of our MaO encoding method. **Stage A (Top):** Contrastive fine-tuning where for each training image, objects are cropped and encoded using a visual backbone. The objective is to align the average object-wise representation with a single object query. **Stage B (Bottom):** The global image representation is optimized by simultaneously aligning the explainability maps of object crops with their corresponding object masks, leveraging the pre-trained visual backbone from Stage A. Our global image descriptors, derived from MaO for each image in the gallery, enable efficient search for the occurrence of a specific small object during inference.

sensation per image, ensuring both memory efficiency and fast search capability across large datasets. SuperGlobal [33] similarly focuses on memory-efficient retrieval with a re-ranking stage based solely on feature refinement. However, its performance drops significantly when retrieving small objects.

While CNNs have traditionally been the dominant approach for IBIR, PDM [31] was among the first to leverage foundation models for this task. Despite its strong performance in cluttered scenes, PDM relies on large feature maps and a prompt for pairwise comparisons, making it less suitable for scalable global search.

Detection-based IBIR: Previous works have explored generating a global representation by aggregating region-wise descriptors. Gordo et al. [9] employs a region proposal network to learn which regions should be pooled to form the global descriptor, while Sun et al. [34] uses a generic object proposal to identify regions and aggregating their SIFT [19] features into a compact representation. Recent work [36] combines a custom domain-specific detector with a CNN backbone and a match-kernel-based aggregation [38]. In contrast to these methods, which depend on custom detectors or keypoint-based features, our approach fine-tunes a visual encoder for the multi-object representation task. We further refine object-specific representations by leveraging object masks, while employing an effective aggregation strategy to enhance global representation.

Small Objects: While IBIR methods have primarily fo-

cused on benchmarks where images contain a single, prominent object, few studies have specifically addressed the retrieval of small objects [6, 11, 18], mainly evaluating performance on the INSTRE dataset [40]. To better assess small object retrieval, we introduce two new challenging subsets from INSTRE, named INSTRE-XS and INSTRE-XXS. Additionally, we establish a new benchmark using the VoxDet dataset [17], which features small objects in cluttered scenes, a scenario that has not been explored in prior instance-based retrieval research.

Object-Focused Representation: α -CLIP [35] introduced a CLIP variant with an additional channel for object masks, enabling object-focused representations. As we demonstrate in this study, α -CLIP provides a more effective solution for handling small objects compared to previous methods. In this work, we show how existing foundation models like CLIP and DINOv2 can be leveraged to better focus on small objects and more effectively utilize object masks to enhance retrieval performance in cluttered scenes.

Recently, Boussehham *et al.* [5] introduced MaskInversion, a method used for referring expression classification and localized captioning. It generates an object-focused representation, by optimizing an image token to align with the image’s explainability map. Inspired by this approach, we propose a novel feature refinement stage in our framework. However, instead of operating on a single image, our method integrates multi-object attention from multiple image crops into a unified global representation. This refine-

ment process is guided by our image decomposition and multi-object fine-tuning strategy, ensuring a more comprehensive and scalable retrieval solution.

3. Method

In this section, we introduce Multi-object Attention Optimization (MaO), a method designed to improve SoIR by addressing two major challenges: (1) the small size of target objects within images and (2) clutter: the presence of multiple distracting elements in both the foreground and background. Instead of encoding entire images as a whole, our approach first isolates individual objects, encodes them separately, and then refines their encoding by finding an optimized representation for all objects in the scene with a single descriptor. This structured encoding reduces the impact of irrelevant regions (*e.g.* sky, ceiling, or wall) while preserving essential object-level details. Our method consists of two stages: (A) Multi-Object fine-tuning of a visual backbone to learn a representation for multiple objects within an image, and (B) post-training refinement, where the initial object representations are jointly refined and unified through representation optimization, leveraging object masks and attention-based cues. A schematic overview of our method is presented in Figure 2.

Feature Extraction: First, we extract and filter relevant image information for the task, focusing on individual objects. Let us consider an RGB image $X \in \mathbb{R}^{3 \times W \times H}$. Using given annotations or an open-vocabulary object detector (OVD), we divide the image into k crops, $x_i \subseteq X$, for $i = 1, 2, \dots, k$, each centered on a single object. Each object is then encoded using a visual backbone, producing k feature vectors: $\{v_1, \dots, v_k\} \in \mathbb{R}^d$. This process filters irrelevant regions, improving feature focus for the SoIR task.

Multiple Object Fine Tuning (Stage A): Our objective is to preliminary fine-tune our backbone on a multi-object and instance based scenario. To achieve this, we align each query image with a representation computed from its corresponding ground truth gallery image. For a query image (an object-focused image), we extract its feature vector v_q using the visual encoder backbone. For the corresponding gallery image, we fuse multiple object representations by average pooling the k object-level features, yielding v_c . We then compute the cosine similarity between v_c and v_q , and train the model using the InfoNCE contrastive loss [21] over the batch. This process is schematically described in Figure 2-Stage A. The Representation Refinement stage is applied post-training, producing the final refined representation \hat{v}_c as described below.

Multi-Object Attention Optimization (Stage B): LeGrad [4], introduced a gradient-based method for explainability in ViT that relies solely on attention map gradients. We leverage LeGrad [4] to optimize a *single* token (representation) based on the image’s attention map. How-

ever, instead of applying a single binary mask to a single image, we refine the token by aligning it with k different images. Each crop’s explainability map is optimized to align with its corresponding mask, ensuring that the final token effectively captures the object within each crop. This approach enhances the global image representation by integrating contributions from all objects while maintaining a compact yet expressive feature encoding. The attention-based representation effectively encodes objects even when they are not perfectly centered within the bounding box. For the query image, the same optimization is applied, but for a single object.

For each crop, we assume the availability of an object mask, $m_i \in \mathbb{R}^{W_i \times H_i}$, typically obtained using SAM [12]. Leveraging our trained vision encoder (from stage A), we first encode the image crops x_i obtaining v_i . We start by computing an explainability (heat) map, using LeGrad [4], $E(v_c \cdot v_i) \in \mathbb{R}^{W_i \times H_i}$, indicating the attention map associated with a given representation vector, v_i . We then optimize a single token \hat{v}_c for an explainability map of all objects in the image, that maximizes:

$$\hat{v}_c = \operatorname{argmax}_{v_c} \sum_i \text{IoU}(E(v_c \cdot v_i), m_i) + \alpha v_c \sum_i v_i \quad (1)$$

where IoU denotes Intersection over Union measure, and \cdot stands for normalized dot product (expressing cosine similarity). Further details on LeGrad and computing E are available in our suppl. material. During optimization we initialize \hat{v}_c with the v_c obtained from stage A, $\hat{v}_c^{(0)} = v_c$. Following [5], we also incorporate a regularization term during the optimization process ensuring that the optimized token remains close to its initial embedding, v_c . Unlike [5], where the initialization is based on the image [CLS] token, we derive it as the representation of all object embeddings derived from our stage A trained encoder. The optimization process is performed using standard gradient descent, resulting in a refined representation vector for each gallery image, denoted as \hat{v}_c . Image retrieval is then conducted via a conventional similarity search in the gallery.

4. Evaluation

In this section, we conduct extensive experiments across multiple datasets to assess our method’s performance on the Small Object Retrieval (SoIR) task. We compare our approach against several methods, demonstrating that: (1) state-of-the-art IR methods suffer a significant performance drop in the SoIR task, and (2) our proposed method, MaO, substantially improves retrieval performance, particularly for small objects in the gallery and cluttered scenes. As baselines, we first evaluate conventional IR methods that encode the entire image into a single global representation using foundation visual encoders such as CLIP [27], DINOv2 [22], and α -CLIP [35]. Additionally, we compare

against previous state-of-the-art IBIR methods, including SuperGlobal [33], CVNet [13], GSS [18], and GeM [26], all of which produce a single global feature vector. We also fine-tune DINOv2, CLIP, and GeM on VoxDet and assess their performance. We evaluate MaO using the widely adopted mean average precision (mAP) metric. For all models we use the public pre-trained weights and keep the original setting.

Implementation Details: We use the *AdamW* optimizer, initializing the learning rate at 5×10^{-5} with an exponential decay rate of 0.93 down to 1×10^{-6} . We fine-tune all the transformer-based models on the VoxDet training set using a LoRA [10] adapter of rank 256. We train with a batch size of 128 for 1 epoch, across four *NVIDIA-A100* nodes. For inference, we apply OWLv2 [20] as OVD, applied in “abjectness” mode, to detect any object in gallery images, considering bounding boxes with a confidence threshold above 0.2. For detected object, we enforce a minimum bounding box size equal to the backbone’s input dimensions by centering a cropped region around the object. The refinement process is done for 80 iterations with $\alpha = 0.03$ and a learning rate of 1×10^{-1} , which takes 0.03 seconds of computation per object. For gallery images, this is performed offline. Our global feature dimension is the same as the backbone, 512D for CLIP and 768D for DINOv2.

4.1. Datasets

Creating instance-based datasets is particularly challenging, as it requires the same object instance to appear across multiple images in varying positions, backgrounds, and configurations. Most commonly used IBIR datasets focus on large, prominent objects, such as *RParis6K*, *ROxford5K* [24], and Google Landmark Dataset (GLDv2) [41], or object-centric datasets like *Products-10K* [3] where objects are typically large and centered in the image (see Table 1).

INSTRE: The INSTRE dataset [40] presents a more challenging setting by including 1–2 smaller objects per image. It comprises 28,543 images across 250 object classes and provides bounding box annotations. To adapt it for our evaluation, we introduce two new subsets: **INSTRE-XS** (Extra Small): Containing 2,428 queries and a gallery of 2,065 images, with objects occupying less than 15% of the image area. **INSTRE-XXS** (Extra-Extra Small): A more challenging subset with 106 queries and a gallery of 120 images, where objects are at most 5% of the image.

PerMiR: The PerMiR dataset [31] focuses on multiple object instances across 16 categories (*e.g.* cars, people, animals, and food items). It comprises 150 queries and a gallery of 450 images, posing a greater challenge due to the presence of multiple instances per image, often including objects from the same category (but not the same instance) as the query. PerMiR also provides object mask annotations, which enable object-level evaluation.

VoxDet: Recently, Li et al. [17] introduced VoxDet, the largest instance-based dataset designed for object detection, featuring 3D voxel-rendered images. The training set contains 9.6K instances, featuring 55K scenes and 180K bounding boxes, and the test set includes 20 unique instances, 9,109 annotations, and 24 complex, cluttered scenes with diverse poses, lighting, and shadows. For evaluation, we converted VoxDet into a large-scale instance-based retrieval dataset. The training set consists of distinct objects that do not overlap with those in the test set, averaging 6.34 objects per gallery image with an average relative size of 2.82%. This design ensures the dataset’s suitability for both multi-object and small-object scenarios.

	#Obj(Annot.)	#Obj(OVD)	Obj. Size (in %)
VoxDet	5.8	14.7	1.1
PerMiR	4.7	10.4	13.3
INSTRE-XS	1	1.8	6.6
INSTRE-XXS	1	1.9	2.2
INSTRE (S1)	1	1.8	21.0
Products-10K	1	2.1	27.1
ROxford	1	5.9	37.6
RParis6K	1	4.9	41.4

Table 1. Key properties of various benchmarks. OVD results indicate object density (clutter) within images, while Obj. Size represents the average object-to-image area ratio. Our proposed benchmarks are highlighted in bold. Notably, VoxDet exhibits the most challenging scenario introducing the highest object density and the smallest object sizes.

To summarize, we present 4 benchmark datasets for SoIR, each addressing a distinct retrieval challenge: (1) INSTRE-XS/XXS: Small objects, but with minimal clutter (2) PerMiR: Instance based retrieval in a cluttered scene, with less emphasis on object size. (3) VoxDet: Both small and multi-object retrieval. Table 1 compares key properties of several benchmarks: number of annotated or detected (OVD) objects and their average size ratio. For examples, more details and statistics see suppl. material.

For a more detailed analysis, we created two versions of the VoxDet and PerMiR datasets. The first version, based on ground-truth (GT) object annotations, separates the impact of detection performance. The second version, referred to as the “in-the-wild” (VoxDet_W, PerMiR_W), uses object an OVD, particularly OWLv2 [20], simulating a more realistic, unconstrained retrieval scenario. Since INSTRE inherently contains only a single annotated object per image, we evaluate it exclusively in the “in-the-wild” setting. Detector performance details are in the suppl. material.

4.2. Results

Table 2 presents mAP results across several benchmarks. Among the top-performing methods, traditional instance retrieval (IR) techniques such as GSS and GeM outperform

		VoxDet	PerMiR	VoxDet _W	PerMiR _W	INSTRE-XS	INSTRE-XXS
Zero Shot	GSS [18]	52.01	26.73	52.01	26.73	82.34	67.98
	CVNet [13]	43.77	24.72	43.77	24.72	43.46	38.72
	SuperGlobal [33]	47.33	17.48	47.33	17.48	56.11	33.02
	GeM [26]	51.08	25.98	51.08	25.98	74.74	53.27
	CLIP	44.52	26.98	44.52	26.98	51.97	37.49
	DINOv2	51.23	40.57	51.23	40.57	38.92	31.08
	α -CLIP ^{FM}	45.30	88.21	42.06	28.96	33.77	16.44
	MaO-CLIP	65.22	89.51	52.09	35.81	89.39	71.23
Fine Tune	MaO-DINOv2	70.20	89.86	59.60	43.46	71.28	53.13
	GeM	61.45	41.20	61.45	41.20	82.61	65.58
	CLIP	52.80	38.49	52.80	38.49	72.90	62.04
	DINOv2	54.33	30.47	54.33	30.47	53.39	44.08
	α -CLIP ^{FM}	59.74	90.13	44.22	38.37	60.18	29.48
	MaO-CLIP	79.86	90.86	63.18	39.10	91.29	77.46
	MaO-DINOv2	83.70	90.07	68.54	40.44	90.01	75.91

Table 2. Performance comparison (in mAP). All results are for a single global feature vector per image. We apply our MaO method to CLIP and DINOv2 backbones, in zero-shot and fine-tuning settings. As observed, MaO significantly improves performance across all backbones and benchmarks. Note that baselines that encodes the entire image yields identical results on VoxDet/VoxDet_W and PerMiR/PerMiR_W.

foundation models in the zero-shot setting, on the controlled setting (two left-most columns). However, by applying our attention optimization approach (Stage B in Figure 2) to CLIP and DINOv2 without fine-tuning, we achieve significant performance boost. MaO surpasses previous instance-based retrieval techniques by 18–26 mAP points on VoxDet. On PerMiR, mAP is boosted from a range of 17.48–40.57% for techniques without object masks and 88.21% on α -CLIP (which incorporates object masks) to 89.86%. Furthermore, after fine-tuning on the VoxDet (synthetic) training set, all methods demonstrate improved performance. Notably, α -CLIP exhibits a substantial performance gain, attributed to its effective use of object masks. Importantly, MaO, utilizing a multi-object fine-tuning strategy, consistently outperforms all other methods across both benchmarks.

Next, we present the results for the in-the-wild benchmarks: VoxDet_W, PerMiR_W, INSTRE-XS, and INSTRE-XXS, where an OVD [20] is employed. For global methods, the results on VoxDet and VoxDet_W remain identical since the entire image is processed (with no bounding boxes). MaO-CLIP and MaO-DINOv2 consistently outperform all other zero-shot methods, highlighting the robustness of our approach even in real-world scenarios. Fine-tuning further improves performance across all models, with MaO maintaining its leading position. The only exception occurs with DINOv2 on PerMiR_W, where performance declines. We attribute this drop to DINOv2 over-adapting to the VoxDet domain, and increasing the domain gap, whereas PerMiR primarily contains objects such as people and vehicles. Although GeM CNN backbone shows strong improvement af-

ter full fine-tuning, instead of our light-weight LoRA fine-tuned model, MaO-DINOv2 remains the top-performing method on PerMiR_W, in zero-shot. On INSTRE, all methods suffer performance drops when dealing with smaller objects, as evidenced by the difference between INSTRE-XXS and INSTRE-XS. However, MaO still achieves the best results with a significant margin on both datasets.

The results emphasize the robustness of MaO in handling multi-object scenarios with high clutter. Despite relying on an imperfect OVD (88%–96% recall; see suppl. material) and processing an average of nearly 15 detected objects per image, MaO consistently retrieves images with small target objects effectively. This highlights that object characteristics are well captured in our global image representation.

Figure 1 presents qualitative examples demonstrating the effectiveness of our MaO approach in retrieving images containing extremely small objects, even in cluttered scenes. Additionally, Figure 5 compares Top-1 retrieval results under challenging conditions, contrasting MaO-CLIP with fine-tuned versions of CLIP and DINOv2 as well as GeM, the best performing among our IBIR tested methods.

Figure 4 further provides a visualization of explainability maps, comparing fine-tuned DINOv2 and MaO. While DINOv2’s attention predominantly focuses on background elements, such as shelves, the attention maps of MaO are more effectively distributed across the relevant objects, ensuring a more precise and object-aware representation.

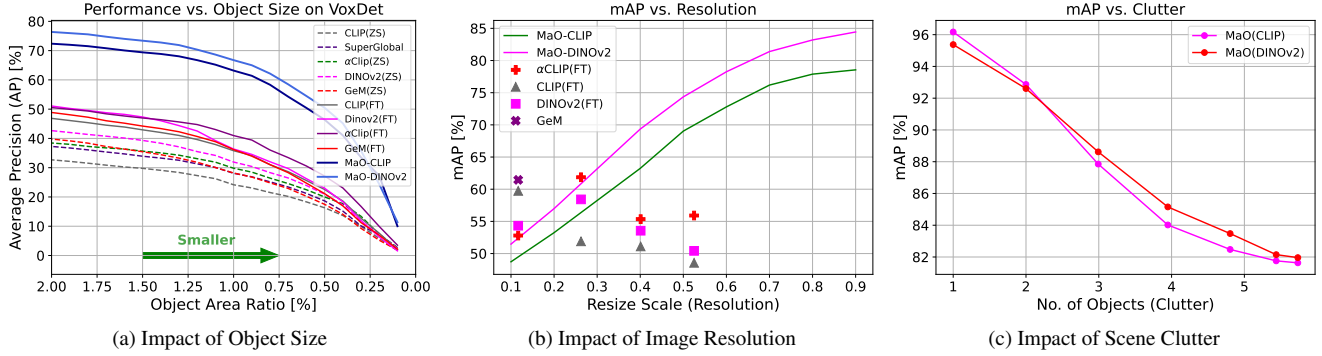


Figure 3. Retrieval performance analysis on the VoxDet benchmark. The results demonstrate key challenges in small object retrieval, showing the impact of object size (a), image resolution (b), and scene clutter (c) on retrieval accuracy. Performance declines as object size decreases. Higher image resolutions enhance our retrieval effectiveness, whereas other alternatives marginally benefit from increased resolution. As expected Increased scene clutter negatively affects accuracy. MaO consistently outperforms existing methods, showing robustness across all conditions.

4.3. Analysis

Figure 3a illustrates the retrieval performance (measured in AP) on VoxDet for objects of various sizes in the gallery, quantified by the mean object-to-image area ratio. The evaluation includes objects occupying approximately 0.1% to 2% of the total image area.

To isolate the impact of object size from detection quality, this experiment runs in a controlled setting, utilizing ground-truth (GT) object bounding boxes and object masks for both α -CLIP and MaO. Global fine-tuning consistently improves performance across all methods, as indicated by the contrast between dashed and solid lines of the same color. Notably, MaO achieves the most significant performance gains with both CLIP and DINOv2 backbones, outperforming other approaches, even for very small objects (down to 0.5% of the image area). MaO surpasses previous retrieval techniques, including SuperGlobal [33], GeM [26], and fine-tuned models such as CLIP(FT), DINOv2(FT), and GeM(FT). Particularly, our method achieves an AP of 50% for objects occupying just 0.5% of the image area, demonstrating a substantial improvement over prior methods. The fine-tuning benefits of MaO are particularly pronounced compared to other techniques, reinforcing its effectiveness in handling small object retrieval in cluttered scenes.

Finally, we analyze the impact of image resolution on retrieval performance. Figure 3b illustrates how performance changes as images are resized to different resolutions, while the relative object size, as defined in our setup, remains constant. For global methods, retrieval performance either plateaus or declines as resolution increases. While α -CLIP and DINOv2 exhibit slight improvements with higher resolution input, further increases in resolution lead to a drop in performance. This trend is likely due to the limitations discussed in [8], which attributes the decline to the

“over-fitting” of foundation and pre-trained models on low-resolution training images. In contrast, MaO effectively leverages high-resolution images, consistently outperforming global methods. MaO further exhibits a predictable and gradual decline in performance with resolution decrease, demonstrating its robustness across different image scales.




Figure 4. Explainability maps from a global image [CLS] token and MaO object level optimization with DINOv2 model. Warmer colors indicate higher attention. Left: The image with the corresponding object masks. Middle: The explainability map from DINOv2, which undesirably focuses on background regions rather than the objects. Right: MaO object-level attention optimization effectively concentrates attention on the objects in the scene.

4.4. Ablation Study

We analyze the impact of clutter level on retrieval performance and thoroughly assess the contribution of each component of our method. To systematically evaluate performance under increasing clutter, we conduct an experiment where the number of objects in the gallery images is gradually increased. Using the GT masks, we encode positive images by combining the representation of the target object with those of randomly selected negative objects. At each step, as more objects are added, we incrementally incorporate additional object embeddings into our MaO when forming the global image representation. The results of this



Figure 5. Examples of Top-1 retrieval results from VoxDet_V (top row), INSTRE-XXS (middle row), and PerMiR_V (bottom row). Red and green frames indicate incorrect and correct retrievals, respectively. In the images, red bounding boxes correspond to OVD detections, while a green bounding box highlights the target object. MaO successfully retrieves the correct image, even in cases with high levels of clutter and small objects.

Method	VoxDet	VoxDet _V
Backbone ZS	51.23	51.23
+ Fine-tuning	54.33	54.33
+ Full image optimization	69.54	48.24
+ Multi-object optimization (MaO)	83.70	68.54

Table 3. Ablation study on the effect of various components of our method, over VoxDet and VoxDet_V (in mAP).

experiment are presented in Figure 3c and confirm a moderate performance drop with increased clutter, decreasing from 0.96 mAP for a single object to approximately 0.82 mAP when six objects are present. This further highlights MaO capability in handling multi-object representation.

To further assess the contribution of each component in our method, we conduct an ablation study, presented in Table 3, which reports mAP results on VoxDet and VoxDet_V across different configurations. The baseline model is off-the-shelf DINOv2 with a global image representation. *Fine-tuning* is performed with VoxDet training set full-size images. *Full image optimization* extends the fine-tuned model by incorporating an attention optimization step, but using a naive approach with a single optimized attention map for all objects. This method results in a performance drop on VoxDet_V. In contrast, *Multi-object optimization* that indicates our complete object-wise MaO method, presents significant gains, on both benchmarks. For ablation details on Equation (1) please refer to the suppl. material.

5. Summary and Discussion

While prior research has primarily focused on retrieving large objects or prominent scenes, the retrieval of small objects, particularly in cluttered environments, has received little attention. To bridge this gap, we establish benchmarks that enable an in-depth investigation of this challenge, highlighting the significant impact of object size and scene clutter on retrieval performance. We further propose MaO, a novel approach for SoIR that leverages foundation models such as CLIP and DINOv2. MaO encodes images in two stages: a multi-object fine-tuning stage, followed by a post-training refinement process (multi-object attention optimization) that yields an object-focused representation, ultimately generating a single-image descriptor for search and retrieval.

MaO demonstrates strong retrieval performance, effectively retrieving objects as small as 0.5% of the image area. However, some limitations remain. Since it relies on OVD for object detection, errors may arise when relevant objects are missed or misrepresented during encoding, as further discussed in the supplementary material. We hope this work serves as a foundation and motivates future research to enhance retrieval performance for this important yet challenging task.

References

- [1] Reza Abbasi, Ali Nazari, Aminreza Sefid, Mohammadali Banayeeanzade, Mohammad Hossein Rohban, and Mahdih Soleymani Baghshah. CLIP Under the Microscope: A Fine-Grained Analysis of Multi-Object Representation. In *CVPR*, 2025. 2
- [2] Guoyuan An, Yuchi Huo, and Sung Eui Yoon. Hypergraph propagation and community selection for objects retrieval. In *NeurIPS*, 2021. 1, 2
- [3] Yalong Bai, Yuxiang Chen, Wei Yu, Linfang Wang, and Wei Zhang. Products-10k: A large-scale product recognition dataset. *arXiv preprint arXiv:2008.10545*, 2020. 1, 5
- [4] Walid Bousselham, Angie Boggust, Sofian Chaybouti, Hendrik Strobel, and Hilde Kuehne. Legrad: An explainability method for vision transformers via feature formation sensitivity. *arXiv:2404.03214*, 2024. 4, 11
- [5] Bousselham, Walid and Chaybouti, Sofian and Rupprecht, Christian and Ferrari, Vittorio and Kuehne, Hilde. Maskinversion: Localized embeddings via optimization of explainability maps. *arXiv:2407.20034*, 2024. 3, 4
- [6] Zhenfang Chen, Zhanghui Kuang, Wayne Zhang, and Kwan-Yee K Wong. Learning local similarity with spatial relations for object retrieval. In *Proceedings of the 27th ACM international conference on Multimedia*, pages 1703–1711, 2019. 2, 3
- [7] Sivan Doveh, Nimrod Shabtay, Wei Lin, Eli Schwartz, Hilde Kuehne, Raja Giryes, Rogerio Feris, Leonid Karlinsky, James Glass, Assaf Arbelle, et al. Teaching vlms to localize specific objects from in-context examples. *arXiv:2411.13317*, 2024. 2
- [8] Anthony Fuller, Daniel G Kyrollos, Yousef Yassin, and James R Green. LookHere: Vision transformers with directed attention generalize and extrapolate. *NeurIPS*, 2024. 7
- [9] Albert Gordo, Jon Almazán, Jerome Revaud, and Diane Larlus. Deep image retrieval: Learning global representations for image search. In *ECCV*, pages 241–257. Springer, 2016. 3
- [10] Edward J Hu, Yelong Shen, Phillip Wallis, Zeyuan Allen-Zhu, Yuanzhi Li, Shean Wang, Lu Wang, and Weizhu Chen. Lora: Low-rank adaptation of large language models. *ICLR*, 2022. 5
- [11] Ahmet Iscen, Giorgos Tolias, Yannis Avrithis, Teddy Furon, and Ondrej Chum. Efficient diffusion on region manifolds: Recovering small objects with compact CNN representations. In *CVPR*, pages 2077–2086, 2017. 1, 2, 3
- [12] Alexander Kirillov, Eric Mintun, Nikhila Ravi, Hanzi Mao, Chloe Rolland, Laura Gustafson, Tete Xiao, Spencer Whitehead, Alexander C Berg, Wan-Yen Lo, et al. Segment anything. In *CVPR*, pages 4015–4026, 2023. 4
- [13] Seongwon Lee, Hongje Seong, Suhyeon Lee, and Euntai Kim. Correlation verification for image retrieval. In *CVPR*, pages 5374–5384, 2022. 1, 2, 5, 6
- [14] Hila Levi, Guy Heller, Dan Levi, and Ethan Fetaya. Object-centric open-vocabulary image-retrieval with aggregated features. *BMVC*, 2023. 2
- [15] Hila Levi, Guy Heller, and Dan Levi. For: Finetuning for object level open vocabulary image retrieval. *WACV*, 2025. 2
- [16] Matan Levy, Rami Ben-Ari, Nir Darshan, and Dani Lischinski. Chatting Makes Perfect: Chat-based Image Retrieval. In *NeurIPS*, pages 61437–61449. Curran Associates, Inc., 2023. 1
- [17] Bowen Li, Jiashun Wang, Yaoyu Hu, Chen Wang, and Sebastian Scherer. VoxDet: Voxel learning for novel instance detection. In *NeurIPS*, pages 10604–10621, 2023. 2, 3, 5
- [18] Chundi Liu, Guangwei Yu, Maksims Volkovs, Cheng Chang, Himanshu Rai, Junwei Ma, and Satya Krishna Gorti. Guided similarity separation for image retrieval. *NeurIPS*, 32, 2019. 1, 2, 3, 5, 6
- [19] David G Lowe. Object recognition from local scale-invariant features. In *CVPR*, pages 1150–1157. Ieee, 1999. 3
- [20] Matthias Minderer, Alexey A. Gritsenko, and Neil Houlsby. Scaling Open-Vocabulary Object Detection. In *NeurIPS*, 2023. 5, 6, 11
- [21] Aaron van den Oord, Yazhe Li, and Oriol Vinyals. Representation learning with contrastive predictive coding. *arXiv:1807.03748*, 2018. 4
- [22] Maxime Oquab, Timothée Darcet, Théo Moutakanni, Huy Vo, Marc Szafraniec, Vasil Khalidov, Pierre Fernandez, Daniel Haziza, Francisco Massa, Alaaeldin El-Nouby, et al. Dinov2: Learning robust visual features without supervision. *TMLR*, 2024. 4
- [23] Anton Osokin, Denis Sumin, and Vasily Lomakin. Os2d: One-stage one-shot object detection by matching anchor features. In *ECCV*, pages 635–652. Springer, 2020. 2
- [24] Filip Radenović, Ahmet Iscen, Giorgos Tolias, Yannis Avrithis, and Ondřej Chum. Revisiting oxford and paris: Large-scale image retrieval benchmarking. In *CVPR*, pages 5706–5715, 2018. 1, 5
- [25] Filip Radenović, Giorgos Tolias, and Ondřej Chum. Fine-tuning cnn image retrieval with no human annotation. *TPAMI*, 41(7):1655–1668, 2018. 1
- [26] Filip Radenović, Giorgos Tolias, and Ondřej Chum. Fine-tuning cnn image retrieval with no human annotation. *IEEE transactions on pattern analysis and machine intelligence*, 41(7):1655–1668, 2018. 1, 2, 5, 6, 7
- [27] Alec Radford, Jong Wook Kim, Chris Hallacy, Aditya Ramesh, Gabriel Goh, Sandhini Agarwal, Girish Sastry, Amanda Askell, Pamela Mishkin, Jack Clark, et al. Learning transferable visual models from natural language supervision. In *ICML*, pages 8748–8763, 2021. 4
- [28] Yongming Rao, Wenliang Zhao, Guangyi Chen, Yansong Tang, Zheng Zhu, Guan Huang, Jie Zhou, and Jiwen Lu. Densclip: Language-guided dense prediction with context-aware prompting. In *CVPR*, pages 18082–18091, 2022. 2
- [29] Ali S Razavian, Josephine Sullivan, Stefan Carlsson, and Atsuto Maki. Visual instance retrieval with deep convolutional networks. *ITE Transactions on Media Technology and Applications*, 4(3):251–258, 2016. 2
- [30] Jerome Revaud, Jon Almazán, Rafael S Rezende, and Cesar Roberto de Souza. Learning with average precision: Training image retrieval with a listwise loss. In *CVPR*, pages 5107–5116, 2019. 1

- [31] Dvir Samuel, Rami Ben-Ari, Matan Levy, Nir Darshan, and Gal Chechik. Where’s waldo: Diffusion features for personalized segmentation and retrieval. In *NeurIPS*, 2024. [1](#), [2](#), [3](#), [5](#)
- [32] Artsiom Sanakoyeu, Vadim Tschernezki, Uta Buchler, and Bjorn Ommer. Divide and conquer the embedding space for metric learning. In *CVPR*, pages 471–480, 2019. [1](#)
- [33] Shihao Shao, Kaifeng Chen, Arjun Karpur, Qinghua Cui, André Araujo, and Bingyi Cao. Global features are all you need for image retrieval and reranking. In *CVPR*, pages 11036–11046, 2023. [1](#), [3](#), [5](#), [6](#), [7](#), [12](#)
- [34] Shaoyan Sun, Wengang Zhou, Qi Tian, and Houqiang Li. Scalable object retrieval with compact image representation from generic object regions. *ACM Transactions on Multimedia Computing, Communications, and Applications*, 12(2): 1–21, 2015. [3](#)
- [35] Zeyi Sun, Ye Fang, Tong Wu, Pan Zhang, Yuhang Zang, Shu Kong, Yuanjun Xiong, Dahua Lin, and Jiaqi Wang. Alpha-clip: A clip model focusing on wherever you want. In *CVPR*, pages 13019–13029, 2024. [3](#), [4](#)
- [36] Marvin Teichmann, Andre Araujo, Menglong Zhu, and Jack Sim. Detect-to-Retrieve: efficient regional aggregation for image search. In *CVPR*, pages 5109–5118, 2019. [3](#)
- [37] Giorgos Tolias, Ronan Sifre, and Hervé Jégou. Particular object retrieval with integral max-pooling of cnn activations. *ICLR*, 2015. [2](#)
- [38] Giorgos Tolias, Yannis Avrithis, and Hervé Jégou. Image search with selective match kernels: aggregation across single and multiple images. *International Journal of Computer Vision*, 116:247–261, 2016. [3](#)
- [39] Issar Tzachor, Boaz Lerner, Matan Levy, Michael Green, Tal Berkovitz Shalev, Gavriel Habib, Dvir Samuel, Noam Kornegut Zailer, Or Shimshi, Nir Darshan, et al. Efovpr: Effective foundation model utilization for visual place recognition. *arXiv:2405.18065*, 2024. [1](#)
- [40] Shuang Wang and Shuqiang Jiang. Instre: a new benchmark for instance-level object retrieval and recognition. *ACM Transactions on Multimedia Computing, Communications, and Applications (TOMM)*, 11(3):1–21, 2015. [1](#), [3](#), [5](#)
- [41] Tobias Weyand, Andre Araujo, Bingyi Cao, and Jack Sim. Google landmarks dataset v2-a large-scale benchmark for instance-level recognition and retrieval. In *CVPR*, pages 2575–2584, 2020. [1](#), [5](#)
- [42] Min Yang, Dongliang He, Miao Fan, Baorong Shi, Xuotong Xue, Fu Li, Errui Ding, and Jizhou Huang. DOLG: Single-stage image retrieval with deep orthogonal fusion of local and global features. In *Proceedings of the IEEE/CVF International conference on Computer Vision*, pages 11772–11781, 2021. [1](#)
- [43] Jiarui Zhang, Mahyar Khayatkhoei, Prateek Chhikara, and Filip Ilievski. MLLMs know where to look: Training-free perception of small visual details with multimodal LLMs. In *ICLR*, 2025. [2](#)

Find your Needle: Small Object Image Retrieval via Multi-Object Attention Optimization

Supplementary Material

This Supplemental Material presents the following additional details concerning the experimental results and their analysis.

- A. Preliminary on LeGraD and Explainability Map
- B. Visualization of Explainability Maps
- C. Additional Ablation Study
- D. OVD Performance
- E. More Qualitative Results
- F. Limitations
- G. Image Samples from PerMiR dataset
- H. Additional Analysis of INSTRE
- I. Additional Analysis of VoxDet

A. Preliminary on LeGraD and Explainability Map

LeGrad [4] is a gradient-based feature attribution method specifically developed for Vision Transformer (ViT) architectures. Unlike traditional explainability techniques such as Grad-CAM, which are optimized for convolutional networks, LeGrad exploits the attention mechanisms inherent in ViTs to generate an explainability map that highlights the most influential image regions contributing to the model’s decision.

Mathematical Formulation Consider a vision-language model F that processes an input image $x \in \mathbb{R}^{3 \times W \times H}$ and outputs an activation score $s \in \mathbb{R}$, which may represent a classifier’s confidence level or the cosine similarity between vision and text embeddings. In a ViT with L layers, let A^l represent the attention maps at layer l . The gradient of the activation s with respect to the attention maps is computed as:

$$\nabla A^l = \frac{\partial s}{\partial A^l}. \quad (2)$$

LeGrad determines the explainability score for each attention map A^l by applying the ReLU function to eliminate negative contributions:

$$\hat{E}^l(s) = \frac{1}{hn} \sum_h \sum_i \text{ReLU} \left(\frac{\partial s}{\partial A_{h,i}^l} \right), \quad (3)$$

where h denotes the number of attention heads and n represents the number of visual tokens.

The final explainability map E is obtained by averaging the scores across all layers:

$$\bar{E} = \frac{1}{L} \sum_l \hat{E}^l(s). \quad (4)$$

To construct the final explainability map, the influence of patch tokens is isolated, reshaped into a 2D spatial representation, and normalized using min-max scaling:

$$E = \text{norm}(\text{reshape}(\bar{E})). \quad (5)$$

B. Visualization of Explainability Maps

Figure B1 shows the explainability maps before and after our multi-object optimization stage on a sample from VoxDet.

C. Additional Ablation Study

Multi-Object Optimization We present additional ablation studies to examine the effect of the regularization term on performance. Figure C1 presents the mAP results for MaO-CLIP and MaO-DINOv2 on VoxDet_W dataset across different values of α in Eq. (1) of the main paper. We set the optimal value as 0.03 across all of our benchmarks, according to Figure C1.

We further examine the impact of the number of iterations in our refinement stage (Stage B). Figure C2 presents the result as a function of the iteration count. We therefore fixed the number of iterations to 80 in all of our benchmarks. This stage typically takes 0.03 sec per-object, per-image.

D. OVD Performance

Our proposed approach relies on the performance of the OVD. In this section we evaluate the used OVD of OWLv2 [20] on our benchmarks. Table D1 presents the Recall values in our setting. We present the results with different predicted bounding-box vs. tight ground truth overlaps on VoxDet, measured by IoU threshold. Results are provided for two overlap thresholds $IoU = 0.6, 0.9$. We observe that relaxing the overlap constraint for a True Positive significantly increases Recall, indicating that while OVD performs well in object detection, it may lack precision in tightly localizing objects. However, since our approach applies center-cropping around each predicted object, often with a margin, particularly for small objects (avoiding resize), it effectively captures the object even when localization is imprecise. The subsequent mask optimization process further refines the representation, ensuring a more precise encoding even if the object is not perfectly centered within the crop. The average number of detected objects per scene further reflects the complexity of the benchmarks. While INSTRE contains fewer than five detected objects per image, VoxDet




Figure B1. Explainability maps for optimized token. Columns from left to right. (1) The cropped object. (2) ground-truth mask (3) Explainability map before optimization in MaO-CLIP (4) Explainability map after our multi-object optimization with MaO-CLIP. The explainability attend to the objects after optimization (warmer colors coincide the object areas). A single optimized token can capture multiple objects across different input object crops.

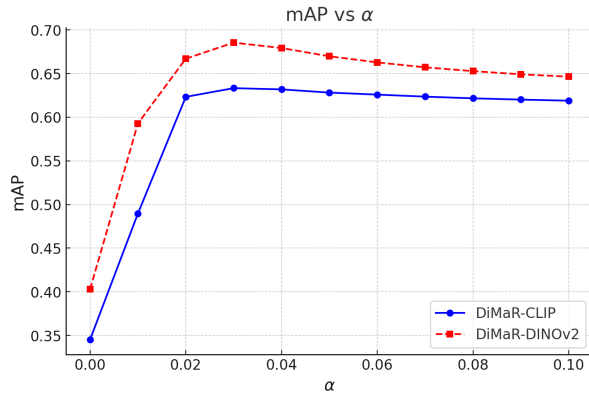


Figure C1. The mAP performance of MaO-CLIP and MaO-DINOv2 as a function of the regularization weight α examined on $\text{VoxDet}_{\mathcal{W}}$

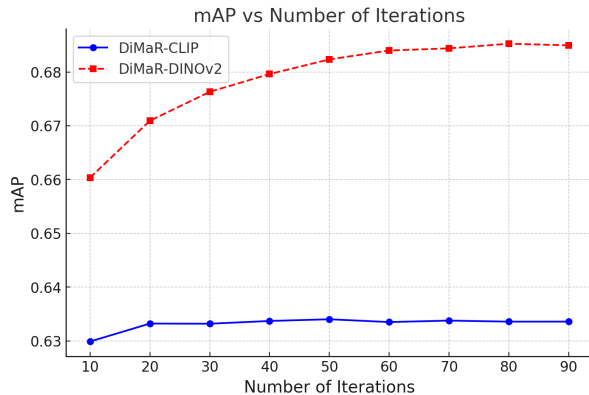


Figure C2. The mAP results as a function of the iteration count in our multi-object optimization stage for the $\text{VoxDet}_{\mathcal{W}}$ dataset.

and PerMiR feature more than ten, highlighting their higher level of clutter.

	Avg. #Objects	Recall[%]
VoxDet_W ($IoU = 0.9$)	14.7	63
VoxDet_W ($IoU = 0.6$)	14.7	96
INSTRE-XS	3.8	87
INSTRE-XXS	4.2	83
PerMiR	10.43	88

Table D1. Our OVD (OWLv2) detection performance. We report the average number of objects detected per image. For True-Positive detection is defined as $IoU \geq 0.9$.

In case of $IoU = 0.6$ we further relax the condition on objects contained in the predicted bbox by setting a containment ratio threshold of 0.3 for true positive.

E. More Qualitative Results

Additional qualitative comparisons on tiny objects in INSTRE-XXS are presented in Figures E1 and E2. We provide examples comparing our approach with strong fine-tuned versions of DINOv2 and CLIP, as well as the state-of-the-art instance retrieval method of SuperGlobal [33]. While DINOv2 and CLIP each retrieve only one correct image in Figure E1 in all other results in Figures E1 and E2 they fail to retrieve the correct images within the top-5 ranks. In contrast, our approach consistently retrieves the correct images from the gallery.

In Figure E3 we further present comparative results on $\text{VoxDet}_{\mathcal{W}}$.




Figure E1. Qualitative results on INSTRE-XS and INSTRE-XXS, comparing retrieval performance across MaO vs. fine-tuned DINOv2, CLIP, and state-of-the-art SuperGlobal. Green and red borders indicate correct and incorrect results respectively. The query input image is shown at the bottom. Zoomed object images are overlaid retrieval image for better visibility. Except for one correct image retrieved by DINOv2 and one by CLIP, all methods fail to retrieve the correct small target images within the top-5 ranks. In contrast, MaO method successfully retrieves the true target images in all top-5 results. The relative object sizes for the correct top-5 gallery images retrieved by our method are 1.24%, 1.93%, 1.21%, 2.1%, and 1.01%, respectively.

F. Limitations

The performance of our approach relies on the object detector. If an object is missed during this stage, the resulting image representation may fail to represent the object in the image feature. An example of this limitation is shown in Figure F1, where the OVD detects only part of the target image. Scenes with high clutter and numerous objects present additional challenges to our model. In cases where the OVD detects more than 25 items, we often find that the target object, although detected, may be under-represented and thus missed during retrieval. Occlusion and overlapping objects further increase the sensitivity for small objects, making it difficult to extract distinctive features necessary for accurate retrieval.

G. Image Sampled from PerMiR Dataset

Figure G1 presents examples of multiple samples from the PerMiR dataset, the query (at top) and associated gallery images (at the bottom). Since PerMiR was constructed from videos, some cases can be easy and some extremely hard.

H. Additional Analysis of INSTRE

To further highlight the differences between INSTRE-XS, INSTRE-XXS, and the standard INSTRE-S1 and INSTRE-M benchmarks, we display the largest objects from the INSTRE-S1, INSTRE-M, INSTRE-XS, and INSTRE-XXS subsets in Figure H1, demonstrating the significant difference in the object size, between the benchmarks. Additionally, we present the distribution of object sizes for each benchmark in Figure H2, illustrating the importance of our subset selection for small object tasks. Note that INSTRE-XS and INSTRE-XXS impose upper size limits of 15% and



Figure E2. Qualitative results on INSTRE-XS and INSTRE-XXS, comparing retrieval performance across MaO vs. fine-tuned DINOv2, CLIP, and state-of-the-art SuperGlobal. Green and red borders indicate correct and incorrect results respectively. The query input image is shown at the bottom. Zoomed object images are overlaid retrieval image for better visibility. All other methods fail to retrieve the correct small target images within the top-5 ranks. In contrast, MaO successfully retrieves the true target images in all top-5 results. The relative object sizes for the correct top-5 gallery images retrieved by our method are 2.36%, 1.03%, 2.59%, 1.82%, and 2.08%, respectively.

5%, respectively.

themselves appear even smaller compared to those in the training dataset.

I. Additional Analysis of VoxDet

We provide additional insights into the train and test datasets of VoxDet. The figures illustrate samples of five instances, where the query images are displayed at the top, and their corresponding gallery images are shown at the bottom. Figure 11 presents examples from the training set, while Figure 12 showcases samples from the test set. While the training dataset includes small objects within complex scenes containing multiple objects and significant occlusions, the test dataset features even smaller objects in realistic, cluttered environments with fewer occlusions. Figures 13 and 14 illustrate the distribution of the number of objects per gallery image in the training and test datasets, respectively. Similarly, Figure 15 depicts the relative sizes of objects within each gallery image for the training and test datasets, respectively. Although the test dataset exhibits less variability in the number of objects per image, the objects




Figure E3. Results using various methods on VoxDet_W and PerMiR_W , showing Rank-1 results. Red and green frames indicate incorrect and correct retrievals, respectively. Red boxes in the image denote OVD detections. Notice the high level of clutter caused by frequent OVD detections in the gallery images. Zoom-in objects are depicted at the edge to enhance visibility. The target object size for the first three lines in PerMiR_W are 20%, 42%, and 32% of the image area, respectively, while in VoxDet_W , target objects cover 0.85%, 0.17%, and 0.51% of the image area.




Figure F1. Retrieval failure likely due to partial object detection. The green box is the ground truth, while red boxes are OVD detections, none covering the full object. The object occupies 1% of the image area.

Sample images from PerMiR



Figure G1. Example samples from the PerMiR dataset. The top row in each subfigure represents the query images, while the bottom row shows the corresponding gallery images containing the retrieved instances. The red bounding boxes indicate the objects in the query images. Gallery images typically contain multiple objects and often from the same category, several cars, food items or dogs.

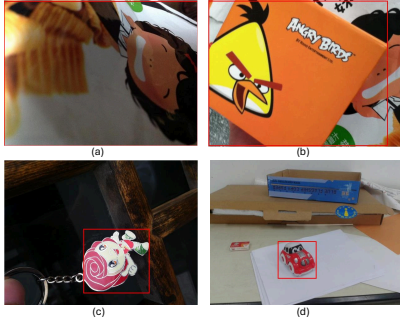


Figure H1. Largest Objects in the INSTRE Datasets: Examples of the largest objects are presented from the following subsets: (a) INSTRE-S1, (b) INSTRE-S2, (c) INSTRE-XS, and (d) INSTRE-XXS, with their respective relative sizes being 99.26%, 90.7%, 15%, 4.99%

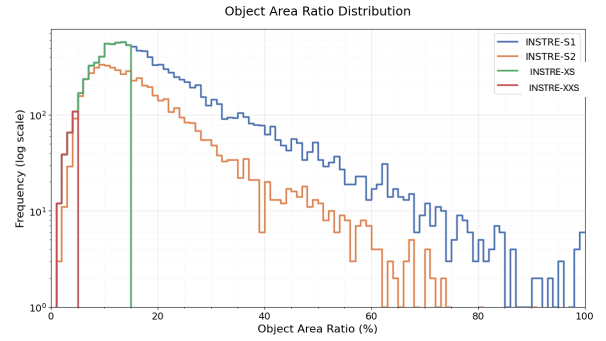


Figure H2. Distribution of Object-Image area ratio across the four INSTRE subsets: INSTRE-S1, INSTRE-S2 and our selected subsets INSTRE-L and INSTRE-T. Notably, INSTRE-XS and INSTRE-XXS are limited to small object size, allowing a better performance assessment on this specific task.




Figure 11. Example samples from the VoxDet training dataset. The top row displays query images, and the bottom row presents gallery images containing the corresponding instances.




Figure 12. Example samples from the VoxDet test dataset. Similar to the training set, the top row contains query images, while the bottom row includes gallery images with matching instances.

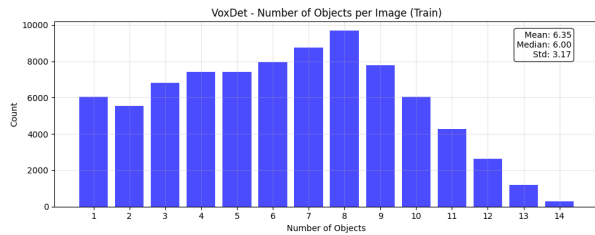


Figure 13. Distribution of the number of objects per gallery image in the VoxDet training dataset. The dataset exhibits a range of object counts per image, with a mean of 6.35 objects, a median of 6, and a standard deviation of 3.17.

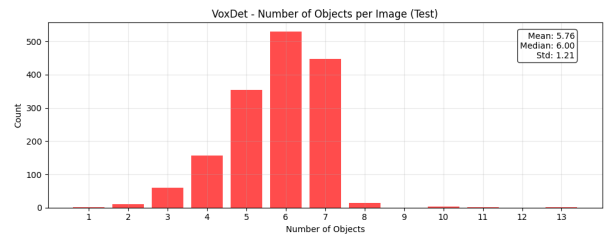


Figure 14. Distribution of the number of objects per gallery image in the VoxDet test dataset. The number of objects varies similarly to the training set but may reflect differences in scene complexity.

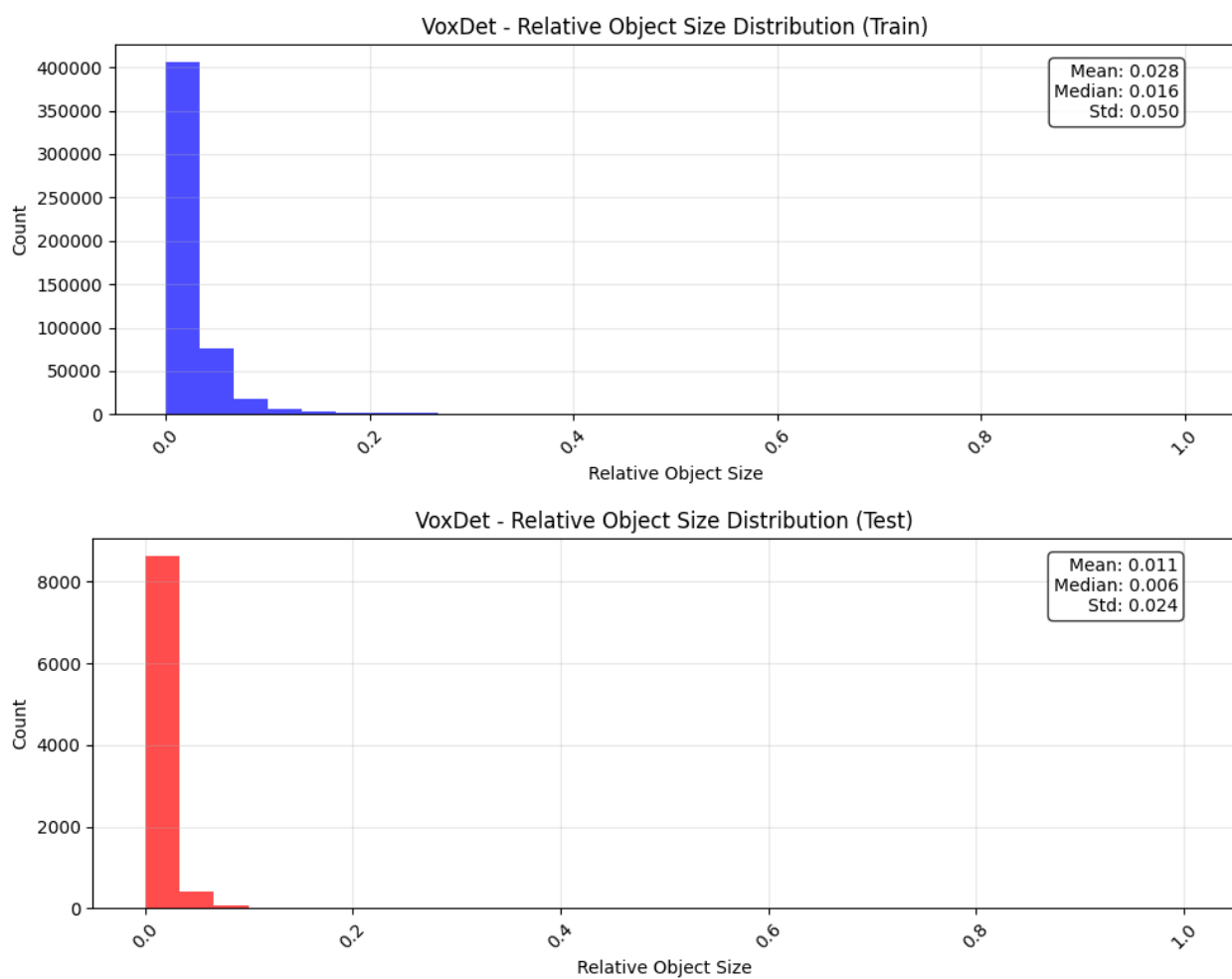


Figure I5. Top: Relative object sizes - Object to image area ratio, within each gallery image in the VoxDet training dataset. The figure illustrates the proportion of the object size relative to the image dimensions. Bottom: relative object sizes within each gallery image in the VoxDet test dataset.