

Towards More Accurate Personalized Image Generation: Addressing Overfitting and Evaluation Bias

Mingxiao Li¹, Tingyu Qu¹, Tinne Tuytelaars², Marie-Francine Moens¹

¹ Department of Computer Science, KU Leuven

² Department of Electrical Engineering, KU Leuven

{tingyu.qu, mingxiao.li, tinne.tuytelaars, sien.moens}@kuleuven.be

Abstract

Personalized image generation via text prompts has great potential to improve daily life and professional work by facilitating the creation of customized visual content. The aim of image personalization is to create images based on a user-provided subject while maintaining both consistency of the subject and flexibility to accommodate various textual descriptions of that subject. However, current methods face challenges in ensuring fidelity to the text prompt while not overfitting to the training data. In this work, we introduce a novel training pipeline that incorporates an attractor to filter out distractions in training images, allowing the model to focus on learning an effective representation of the personalized subject. Moreover, current evaluation methods struggle due to the lack of a dedicated test set. The evaluation set-up typically relies on the training data of the personalization task to compute text-image and image-image similarity scores, which, while useful, tend to overestimate performance. Although human evaluations are commonly used as an alternative, they often suffer from bias and inconsistency. To address these issues, we curate a diverse and high-quality test set with well-designed prompts. With this new benchmark, automatic evaluation metrics can reliably assess model performance.¹

1. Introduction

Personalized image generation [1, 9, 34] aims to create images that incorporate a user-specified subject or concept in a set of images. The generation adheres to the provided text prompts, while consistently generating the same subject and its appearance. This technology transforms creative and professional workflows by generating customized visuals from text prompts. Recent advances in text-to-image

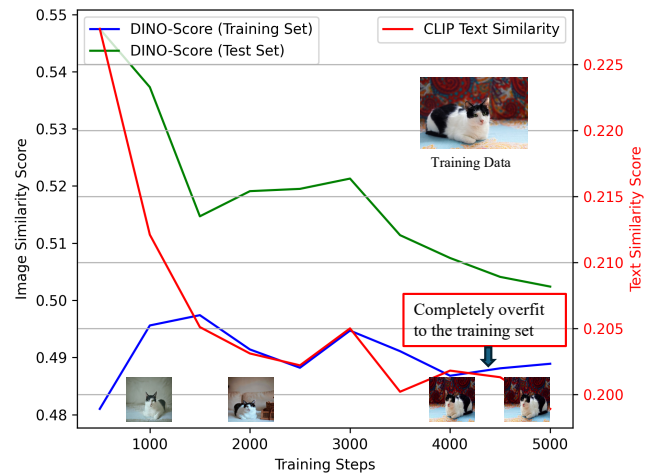


Figure 1. Changes in DINO image-image similarity and CLIP text-image similarity scores for the DreamBooth model across training steps. The DINO score, evaluated on a separate test set, shows a stronger correlation with the CLIP text similarity score. In contrast, the DINO score on the training set remains nearly unchanged, even after the model has fully overfit to the training data.

models enhance quality and adaptability, enabling more accurate, coherent results. However, despite these advancements, challenges remain.

One major issue is ensuring fidelity to the text prompt while not overfitting to the training data. Models that overfit may generate images highly similar to those in the training set rather than truly understanding and generalizing the provided subject. Furthermore, the current automatic evaluation framework for personalized image generation is flawed. Automatic metrics such as CLIP text-image similarity score, CLIP image-image similarity score, and DINO image-image score [4, 30, 34] are widely used to assess both text alignment and subject consistency. However, due to the absence of an independent test set, in previous works these metrics are always computed using the training data

¹Code and dataset are available at <https://github.com/Mingxiao-Li/Towards-More-Accurate-Personalized-Image-Generation>

itself [1, 9, 34]. This leads to evaluation biases. Models that overfit the training set can achieve artificially high similarity scores. For example, in Fig. 1, the higher similarity score of the generated image at 5000 steps misleadingly suggests strong generalization. Addressing such evaluation flaws is crucial for accurately tracking progress in personalized image generation and ensuring that models learn beyond memorizing training data.

The goal of image personalization is to generate images based on a user-provided subject while ensuring both subject consistency and adaptability to diverse textual descriptions that regard that same subject. To tackle the aforementioned challenges, we propose a novel training pipeline that seamlessly integrates with existing tuning-based image personalization techniques, such as Textual Inversion [9] and NeTI [1]. Unlike traditional approaches that solely focus on learning the target subject, our pipeline introduces an attractor, a mechanism specifically designed to filter out distractions in training images. By reducing background noise and emphasizing the primary subject, this method enables more effective subject learning, resulting in higher-quality image generation and improved alignment with user prompts. Additionally, our approach mitigates the risk of overfitting while preserving the model’s ability to generate diverse and highly personalized content.

To address the evaluation bias caused by using training data for automatic metric computation, we curate a diverse and high-quality dataset consisting of both a dedicated training set and a separate test set with carefully designed, detailed prompts. This benchmark enables reliable performance assessment by ensuring that evaluation metrics are computed on unseen data. This reduces the risk of overestimated results and mitigates flaws of existing evaluation practices.

In this paper, we present our novel training framework alongside our newly developed benchmark for personalized image generation. We demonstrate that our approach improves subject fidelity while reducing overfitting and enhances the reliability of automatic evaluation metrics. Our contributions can be summarized as follows:

- **A novel training pipeline** that utilizes an attractor to filter distractions, improving the focus on primary subjects in personalized image generation.
- **A curated benchmark dataset** with diverse and high-quality prompts, enabling more reliable automatic evaluation of model performance.
- **Comprehensive analysis** of existing evaluation methods, highlighting their limitations and demonstrating how our benchmark mitigates these issues.

2. Related Work

2.1. Diffusion Models

Diffusion models are probabilistic generative models that have achieved remarkable success in learning complex data distributions across various domains, including images [6, 27, 31, 33], videos [3, 5, 14, 28, 43, 50, 51, 54], and 3D objects [19, 29, 39, 45, 49]. These models operate through a two-step process: a forward process, which incrementally adds noise to a clean image, and a backward process, which progressively removes the noise to reconstruct the original image. This iterative generative mechanism not only enables high-quality synthesis but also offers significant flexibility for controllable generation, such as image layout control [22, 52] and video motion control [10, 18]. Beyond creative applications, diffusion models have also found widespread use in scientific domains, including protein generation [2, 8, 40, 47] and brain visual decoding [7, 36–38]. However, despite their strong generative capabilities, diffusion models suffer from slow sampling speeds, making them computationally expensive. To address this, researchers have explored methods to accelerate the generative process [21, 35, 53]. Meanwhile, another line of research focuses on improving generation quality by mitigating exposure bias [17, 23].

2.2. Personalization

To achieve image personalization, existing approaches can be broadly categorized into fine-tuning-based methods and encoder-based methods. Early works, including [1, 9, 11, 15, 34, 42], primarily focus on fine-tuning techniques. These methods adjust either specific parts or the entire set of weights in the diffusion network while leveraging pseudo-word embeddings to store and represent the target subject effectively. In contrast, encoder-based methods [12, 16, 24, 25, 46] eliminate the need for test-time tuning by introducing an additional network—often referred to as an adapter or subject encoder—that learns to encode subject information. While this approach enables faster inference, it requires training on a large-scale personalized dataset, which can be difficult to obtain. In this work, we focus on the fine-tuning-based methods.

3. Dataset Construction

As discussed in previous sections, the existing evaluation setup is flawed due to the absence of a separate test set, making unbiased evaluation challenging. To address this issue, we introduce **PDST**—a new dataset designed specifically for personalized image generation. Short for “**P**ersonalized **D**ataset with a **S**plit **T**est set,” **PDST** includes both a training set and a separate test set, ensuring more rigorous and reliable evaluation.

Coarse-grained collection:

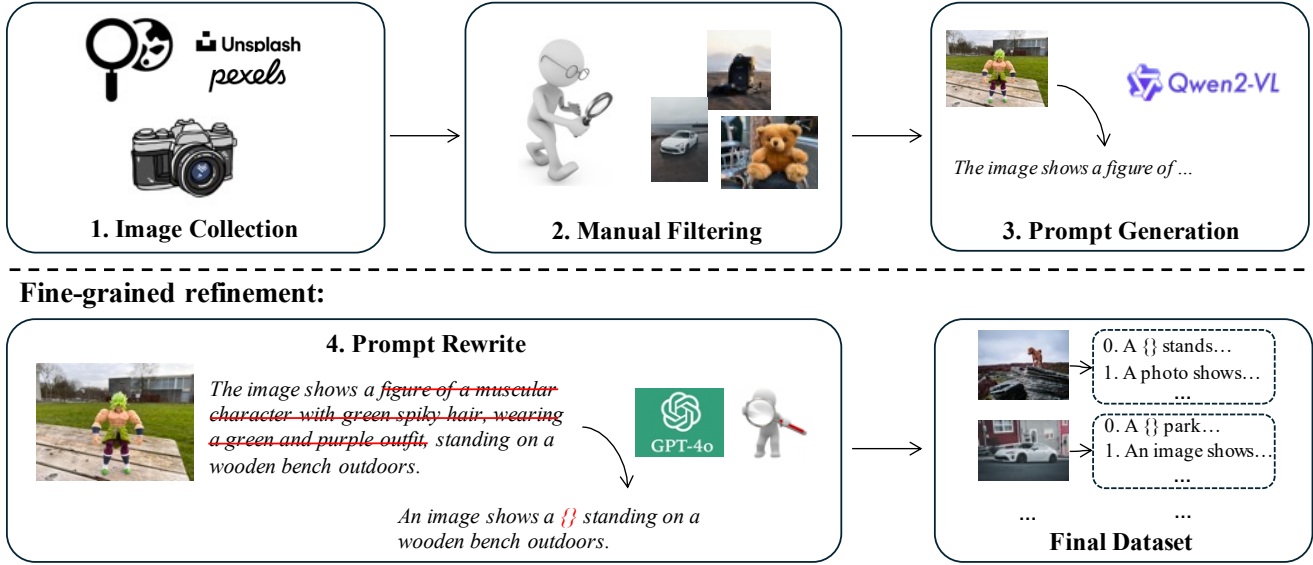


Figure 2. **Dataset Construction Process.** The process consists of image collection and caption generation. We begin by manually collecting images from Unsplash [41] and Pexels [26], supplemented by our own photography. To ensure high-quality data, all images undergo manual inspection and filtering by human evaluators. Prompt generation is a two-step process: first, Qwen2-VL generates initial captions for each image. These captions are then refined through human editing and GPT-4o to enhance clarity and correctness. Additionally, any text that might reveal subject-specific information is carefully removed to maintain neutrality.

However, constructing a dataset for personalized image generation and evaluation is inherently challenging. It requires collecting multiple images of the same subject across different backgrounds and poses, ensuring sufficient diversity while maintaining subject consistency. To achieve this, we follow a two-step data collection process. Fig. 2 illustrates our dataset construction pipeline, and we provide a detailed explanation of each step below.

- **Image Collection** We first collect web images from Unsplash [41] and Pexels [26], prioritizing consistency by sourcing multiple images of the same subject from the same author. To further ensure subject consistency, each set of collected images undergoes an additional verification process by two independent reviewers. If either reviewer determines that an image does not depict the same subject, it is removed from the dataset. This meticulous selection process results in 14 subjects and each with 15 images. To compensate for this limitation and enhance the diversity of the dataset, we also capture our own images of objects, supplementing the dataset with carefully curated, high-quality photographs.
- **Prompt Generation** Once the images have been collected, we utilize the powerful multimodal language model, Qwen2-VL [44], to generate 10 captions per image for the image forming the test set. The captions are then reviewed and refined by GPT-4o [13] and two hu-

man reviewers. To avoid information leakage, we further remove any information related to the subject from the text and replace the subject by a {}. We provide more details about this process in the Appendix.

We curate the dataset containing 20 distinct subjects, evenly divided between living entities and rigid objects (10 each). Each subject is represented by 15 images, with 5 allocated for training and 10 reserved for testing, ensuring a clear separation for unbiased evaluation. Each test image is annotated with 10 unique captions, capturing a diverse range of descriptions. The word distribution of these captions, as illustrated in Fig. 3, highlights the richness and variability of our test set. For evaluation, we propose a structured process to assess subject consistency and prompt alignment. Specifically, the captions of the test images are used as prompts for the trained model to generate new images. This ensures that the generated images maintain the same semantic content as the corresponding test images, allowing for a fair and controlled comparison. Focused on semantic alignment rather than overfitting to training images, our approach minimizes distractions from irrelevant elements and centers on the subject itself. In our experiments, the generated images of the test set are evaluated with automatic evaluation metrics, including the CLIP text-image similarity score, CLIP image-image similarity score, and DINO image-image similarity score, providing an objective assessment of model

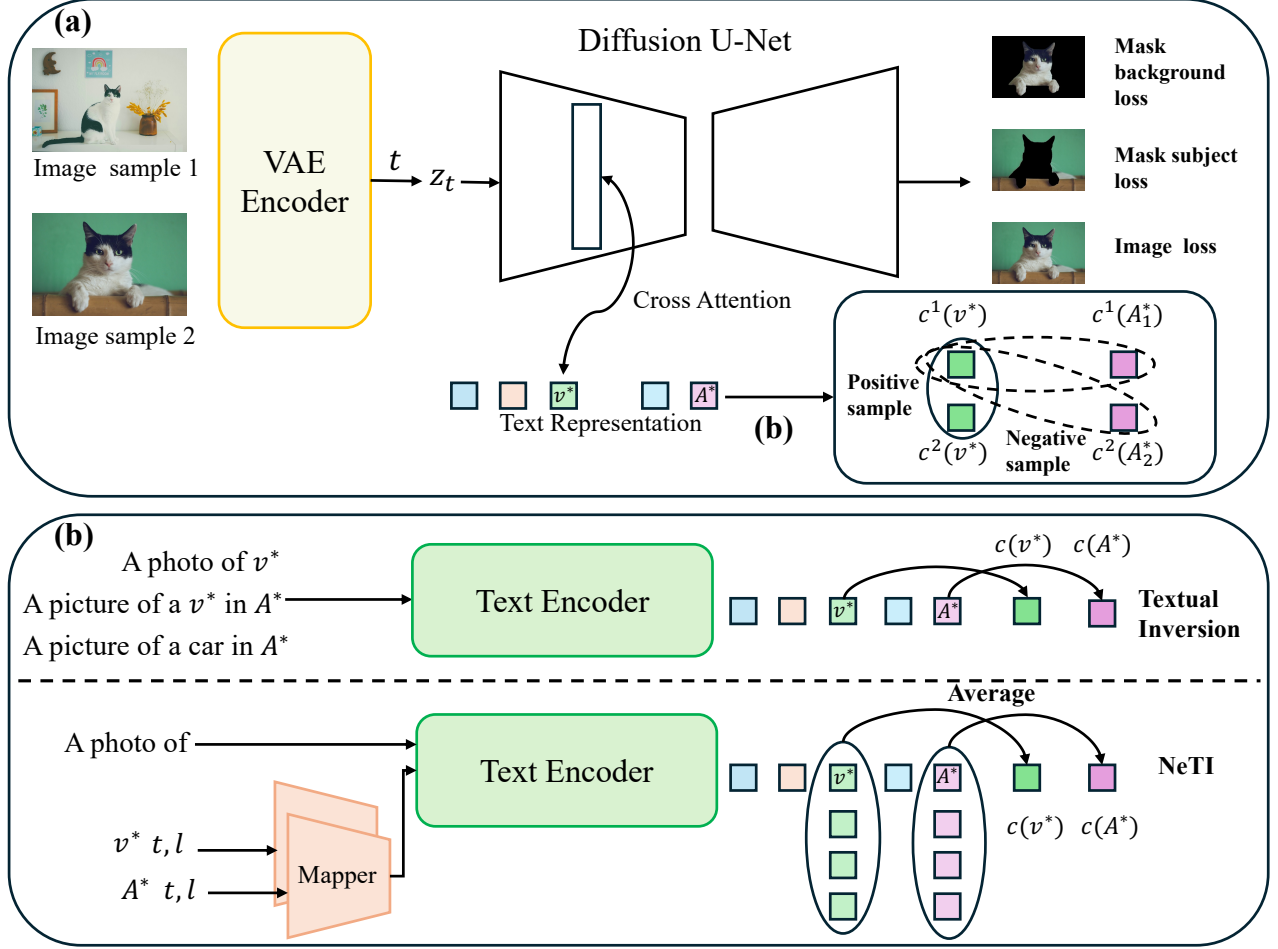


Figure 4. **Overview of our proposed training pipeline.** (a) illustrates our disentangled training losses, which include mask background loss, mask subject loss, joint loss, and contrastive loss. (b) demonstrates how we obtain learnable representations for the target subject and background attractor when applying our pipeline to Textual Inversion [9] and NeTI [1].

- **Background Learning:** The second prompt pool uses the format “A photo of a S in the A^* ”, where A^* represents the background and S is the supercategory the subject belongs to. This prompt is designed to help the model capture background-related information.
- **Joint Learning:** The third prompt pool combines both subject and background information, using, for instance, the format “A photo of a v^* in the A^* ”. This ensures that the model learns how the subject interacts with different backgrounds.

Using only three designed prompts is insufficient to ensure that different tokens learn distinct aspects of the image. To address this, we introduce subject and background masking losses alongside a contrastive loss, enabling tokens to capture specific information more effectively. We first use Florence [48] to identify the subject’s bounding box and then apply SAM2 [32] for segmentation, obtaining the subject mask M_s and background mask M_b . These masks are

used to compute the loss function, formulated as follows:

$$\begin{aligned}
 L_{\text{sub}} &:= \mathbb{E}_{\substack{z_0 \sim \mathcal{E}(x) \\ \epsilon \sim \mathcal{N}(0,1) \\ t \sim U(1,T)}} [\|M_s \circ \epsilon - M_s \circ \epsilon(z_t, t, C)\|_2^2] \\
 L_{\text{bg}} &:= \mathbb{E}_{\substack{z_0 \sim \mathcal{E}(x) \\ \epsilon \sim \mathcal{N}(0,1) \\ t \sim U(1,T)}} [\|M_b \circ \epsilon - M_b \circ \epsilon(z_t, t, C)\|_2^2]
 \end{aligned} \tag{4}$$

where C corresponds to $c_\theta(\mathcal{P})$ for Textual Inversion and $c(\mathcal{P}, \mathcal{M}(t, l))$ for NeTI, respectively. In contrast, no masking is applied in the joint learning prompts, so the loss remains unchanged as in Eq. (2) and Eq. (3). This loss is denoted as L_{joint} .

To ensure that different tokens capture distinct aspects of the training image, we introduce a contrastive loss. In this framework, the contextual embeddings of the subject token v^* (denoted as $c_\theta(v^*)$) from different training samples form a positive pair, while the embeddings of the subject token $c_\theta(v^*)$ and the attractor token $c_\theta(A^*)$ form a negative pair.

The contrastive loss guides the subject embedding to learn features distinct from those captured by the attractor. This loss function is formulated as:

$$L_{\text{InfoNCE}} = -\log \frac{\sum_{(i,j) \in \mathcal{P}} e^{v_i^{*\top} v_j^* / \tau}}{\sum_{(i,j) \in \mathcal{P}} e^{v_i^{*\top} v_j^* / \tau} + \sum_{(i,k) \in \mathcal{N}} e^{v_i^{*\top} A_k^* / \tau}} \quad (5)$$

Here, \mathcal{P} represents the set of positive pairs, \mathcal{N} denotes the set of negative pairs, and τ is the temperature parameter. By integrating all the techniques discussed above, we formulate our final loss function as follows:

$$L_{\text{total}} = w_s \cdot L_{\text{sub}} + w_b \cdot L_{\text{bg}} + w_i \cdot L_{\text{joint}} + w_c \cdot L_{\text{InfoNCE}} \quad (6)$$

where w_k for $k \in \{s, b, i, c\}$ are weights that balance the contribution of the four losses. We present our training pipeline in Fig. 4.

5. Experiments

Baseline and Comparison Our proposed framework seamlessly integrates with existing tuning-based text-to-image personalization models. To evaluate its effectiveness, we integrate our method into two baseline models: Textual Inversion [9] and NeTI [1]. We then benchmark our approach against several popular methods, including vanilla Textual Inversion, NeTI, DreamBooth [34], and the Custom Diffusion Model [12]. For a fair comparison, we retrain all models using the optimal hyperparameters reported in their respective original papers.

Evaluation Metric Following previous studies [1, 9, 12, 34], we evaluate the model’s prompt alignment and subject consistency. For prompt alignment, we use the CLIP text-image similarity score [34]. For subject consistency, we employ the CLIP image-image similarity score [34] and the DINO image-image similarity score [34]. Unlike previous works that compute these scores using training data, we evaluate them using our proposed separate test set. This test set consists of 20 subjects with each subject containing 10 images and each image accompanied by 10 descriptive sentences. During inference, we generate 5 images per sentence, resulting in a total of 10,000 generated images per model. The final score for each metric is obtained by averaging the scores of all generated images.

Implementation Details We implement all methods using the open-source Stable Diffusion 1.5 [39] and adapt our proposed training pipeline to both Textual Inversion, a widely used fine-tuning technique, and NeTI, an advanced method for subject-driven generation. For training, we employ the AdamW optimizer [20] with a learning rate of $1e-5$ and a batch size of 8. To maintain stable training dynamics, we

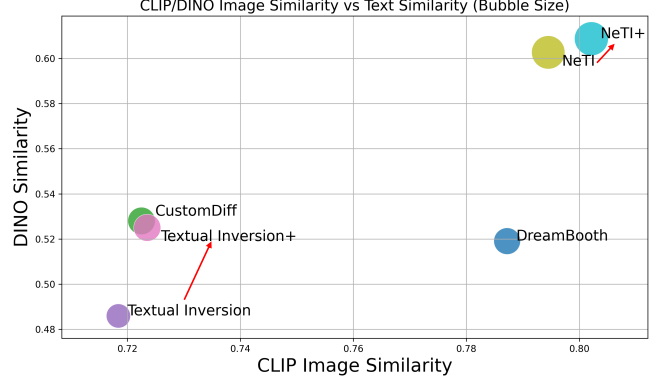


Figure 5. Quantitative evaluation: Comparing CLIP/DINO image similarity versus text similarity, with bubble sizes indicating text similarity scores, where a larger size corresponds to a better score.

use a constant learning rate scheduler. This setup is implemented in both methods.

6. Results

We present a quantitative comparison of results in Fig. 5. The x - and y -axes represent the DINO and CLIP image-image similarity scores, respectively, while the bubble size reflects the CLIP text-image similarity score, offering a comprehensive view of model performance across multiple dimensions. Among the base models, NeTI [1] achieves the highest performance across all evaluation metrics, consistent with findings from prior studies. To further enhance model effectiveness, we apply our proposed training pipeline to both Textual Inversion [9] and NeTI, referring to the improved versions as Textual Inversion+ and NeTI+, respectively. As shown in Fig. 5, our training pipeline consistently improves the performance of both models across all metrics. This improvement is visually emphasized by the red arrows, underscoring the effectiveness of our approach in enhancing model performance.

In Fig. 6, we provide a visual comparison of all models. The first column shows reference images from the test set, used to generate the textual descriptions in the second column. The remaining columns display images generated by different models based on these prompts. Our proposed training method improves the performance of both Textual Inversion and NeTI. Given that NeTI serves as a significantly stronger baseline, integrating our method with it results in the best overall performance (NeTI+). For clarity, we primarily focus on NeTI+ results and omit those from Textual Inversion+. As seen in the figure, all models generate plausible images, and due to the detailed prompts, the outputs share common semantic elements. However, NeTI+ consistently produces images with superior subject consistency and alignment with the text. For instance, in

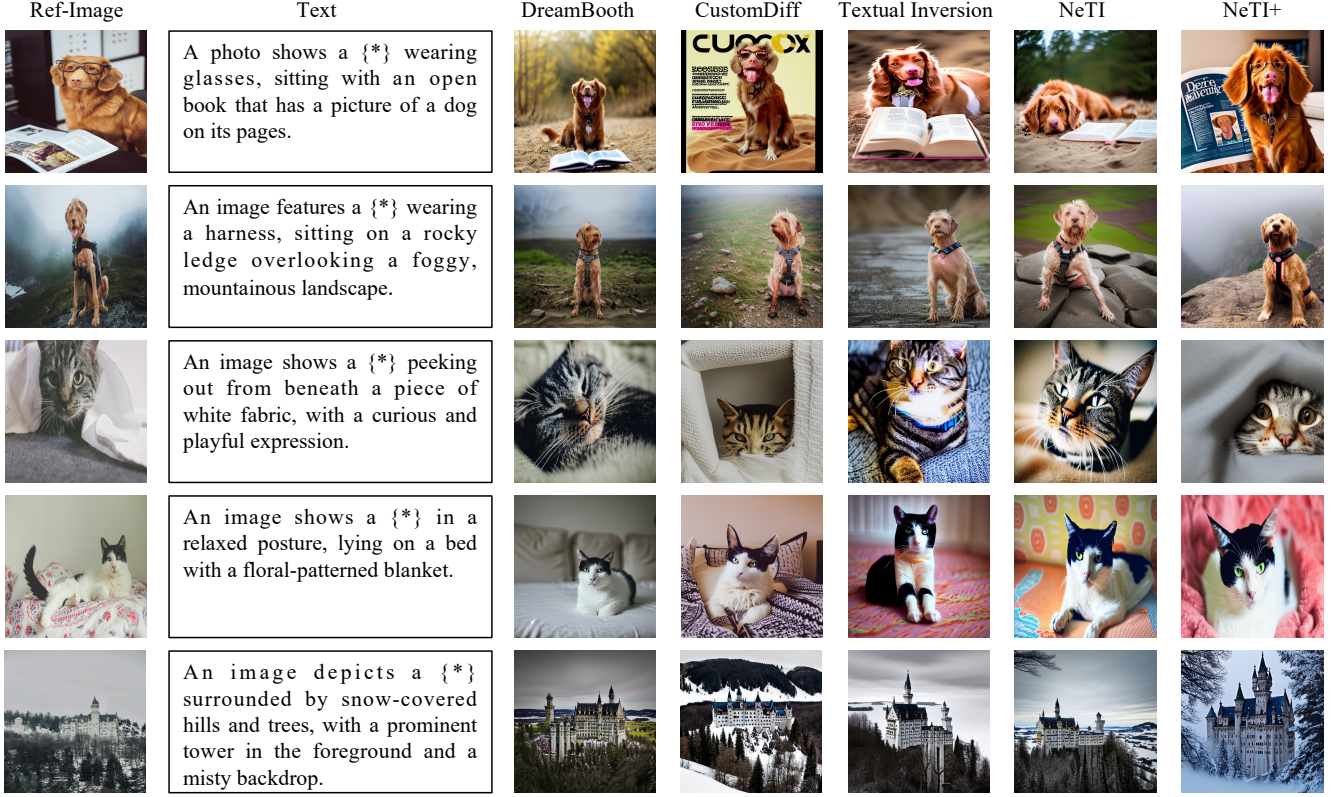


Figure 6. **Qualitative Comparison.** We use the same prompt to guide all models in generating images. These prompts are derived from the reference images in the test set, which are shown in the first column.

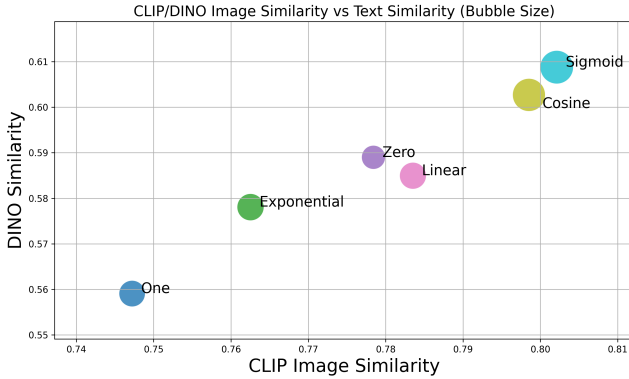


Figure 7. Performance of models trained with different contrastive loss weighting functions. Zero and One refer to the identity function with value zero and one, respectively.

the first row, only NeTI+ accurately captures the detail “a picture of a dog on its page.” Similarly, in the third row, NeTI+ uniquely generates an image of a cat with a curious and playful expression, matching the prompt. See the Appendix for more qualitative results and comparisons.

To highlight the improved capabilities of NeTI+, we

provide a visual comparison between NeTI and NeTI+ using prompts with fictional designs in Fig. 14 (Appendix). As shown, NeTI+ demonstrates a superior ability to interpret and capture information about fictional designs from text, whereas the standard NeTI model exhibits overfitting, generating images strongly similar to training data. This overfitting limits NeTI’s generalization and accurate understanding of textual descriptions.

6.1. Ablation Study

Contrastive Loss We first analyze the contrastive loss to disentangle the learning of subject and background. In this experiment, we explore different weighting functions for the contrastive loss, including exponential, linear, sigmoid, and cosine functions, as well as identity functions. Notably, the identity function with a constant value of zero corresponds to training without contrastive loss. This investigation helps us to understand the impact of various weighting strategies on the learning process. We present the plots of these weighting functions in Fig. 16 (Appendix). Fig. 7 showcases the performance of the NeTI+ model trained with each approach. Our results reveal that the cosine and sigmoid weighting functions lead to superior performance




Figure 8. **Qualitative Comparison between NeTI and our NeTI+.** On the left side, we present the training images. For each model, we generate eight images using the same prompt and random seeds.

compared to the others. In contrast, the exponential weighting function and the identity function with a constant value of one perform worse than training without the contrastive loss, as demonstrated by the identity function (value = 1) in Fig. 7. These findings suggest that assigning a low weight to the contrastive loss at the beginning of training is crucial. This allows the dedicated embeddings to first learn both subject and background information before the contrastive loss is introduced to refine their separation. By gradually increasing the weight of the contrastive loss, we ensure that each embedding focuses on learning its respective information in the image effectively, leading to better result.

Background Attractor Next, we analyze the information captured by our proposed background attractor. Using the prompt template “A photo of .” with five different random seeds, we generate images, shown in Fig. 9. The results demonstrate that the background attractor effectively learns and captures the overall characteristics of the image background, though not reproducing it exactly. This indicates successful encoding of background information.

7. Conclusion

In this work, we introduced a new dataset for the image personalization task. Unlike previous datasets that only provide training images, our dataset includes a separate test set, enabling unbiased evaluation. Additionally, we proposed a novel training pipeline that incorporates a background attractor and weighted contrastive loss to effectively disentangle the subject from the background. This approach en-




Figure 9. Images generated using the background attractor with the prompt template: “A photo of { }.”

ures that the subject embedding focuses on learning the subject itself without being influenced by other elements in the images. Our proposed training pipeline can be directly applied to Text Inversion [9] and NeTI [1] methods. Compared to previous approaches, models trained with our pipeline demonstrate a superior ability to capture subject details while also exhibiting stronger text understanding. These improvements highlight the effectiveness of our approach in advancing image personalization techniques.

8. Limitations

Our dataset has some limitations. First, our dataset does not include samples for style subject learning, which limits its applicability in stylistic personalization. Second, the test set currently focuses only on single-subject evaluation, restricting its ability to assess multi-subject scenarios. In the future, we plan to expand our dataset to address these

limitations by incorporating samples for style learning and introducing a test set that supports multi-subject evaluation.

A limitation of our method is its inability to learn style subjects. While we disentangle subject and background using a mask and a contrastive loss, style is an abstract property that cannot be separated this way. However, our contrastive loss approach could potentially be adapted to disentangle image content from style, which we aim to explore in future work.

References

- [1] Yuval Alaluf, Elad Richardson, Gal Metzger, and Daniel Cohen-Or. A neural space-time representation for text-to-image personalization. *ACM Transactions on Graphics (TOG)*, 42(6):1–10, 2023. 1, 2, 4, 5, 6, 8
- [2] Namrata Anand and Tudor Achim. Protein structure and sequence generation with equivariant denoising diffusion probabilistic models. *arXiv preprint arXiv:2205.15019*, 2022. 2
- [3] Fan Bao, Chendong Xiang, Gang Yue, Guande He, Hongzhou Zhu, Kaiwen Zheng, Min Zhao, Shilong Liu, Yaole Wang, and Jun Zhu. Vidu: a highly consistent, dynamic and skilled text-to-video generator with diffusion models. *arXiv preprint arXiv:2405.04233*, 2024. 2
- [4] Mathilde Caron, Hugo Touvron, Ishan Misra, Hervé Jégou, Julien Mairal, Piotr Bojanowski, and Armand Joulin. Emerging properties in self-supervised vision transformers. *arXiv preprint arXiv:2104.14294*, 2021. 1
- [5] Haoxin Chen, Menghan Xia, Yingqing He, Yong Zhang, Xiaodong Cun, Shaoshu Yang, Jinbo Xing, Yaofang Liu, Qifeng Chen, Xintao Wang, et al. Videocrafter1: Open diffusion models for high-quality video generation. *arXiv preprint arXiv:2310.19512*, 2023. 2
- [6] Junsong Chen, Jincheng Yu, Chongjian Ge, Lewei Yao, Enze Xie, Yue Wu, Zhongdao Wang, James Kwok, Ping Luo, Huchuan Lu, and Zhenguo Li. Pixart- α : Fast training of diffusion transformer for photorealistic text-to-image synthesis, 2023. 2
- [7] Zijiao Chen, Jiaxin Qing, Tiange Xiang, Wan Lin Yue, and Juan Helen Zhou. Seeing beyond the brain: Conditional diffusion model with sparse masked modeling for vision decoding. In *Proceedings of the IEEE/CVF Conference on Computer Vision and Pattern Recognition*, pages 22710–22720, 2023. 2
- [8] Cong Fu, Keqiang Yan, Limei Wang, Wing Yee Au, Michael Curtis McThrow, Tao Komikado, Koji Maruhashi, Kanji Uchino, Xiaoning Qian, and Shuiwang Ji. A latent diffusion model for protein structure generation. In *Learning on Graphs Conference*, pages 29–1. PMLR, 2024. 2
- [9] Rinon Gal, Yuval Alaluf, Yuval Atzmon, Or Patashnik, Amit H Bermano, Gal Chechik, and Daniel Cohen-Or. An image is worth one word: Personalizing text-to-image generation using textual inversion. *arXiv preprint arXiv:2208.01618*, 2022. 1, 2, 4, 5, 6, 8
- [10] Daniel Geng, Charles Herrmann, Junhwa Hur, Forrester Cole, Serena Zhang, Tobias Pfaff, Tatiana Lopez-Guevara, Carl Doersch, Yusuf Aytar, Michael Rubinstein, et al. Motion prompting: Controlling video generation with motion trajectories. *arXiv preprint arXiv:2412.02700*, 2024. 2
- [11] Ligong Han, Yinxiao Li, Han Zhang, Peyman Milanfar, Dimitris Metaxas, and Feng Yang. Svdiff: Compact parameter space for diffusion fine-tuning. In *Proceedings of the IEEE/CVF International Conference on Computer Vision*, pages 7323–7334, 2023. 2
- [12] Mengqi Huang, Zhendong Mao, Mingcong Liu, Qian He, and Yongdong Zhang. Realcustom: narrowing real text word for real-time open-domain text-to-image customization. In *Proceedings of the IEEE/CVF Conference on Computer Vision and Pattern Recognition*, pages 7476–7485, 2024. 2, 6
- [13] Aaron Hurst, Adam Lerer, Adam P Goucher, Adam Perelman, Aditya Ramesh, Aidan Clark, AJ Ostrow, Akila Welihinda, Alan Hayes, Alec Radford, et al. Gpt-4o system card. *arXiv preprint arXiv:2410.21276*, 2024. 3
- [14] Weijie Kong, Qi Tian, Zijian Zhang, Rox Min, Zuozhuo Dai, Jin Zhou, Jiangfeng Xiong, Xin Li, Bo Wu, Jianwei Zhang, et al. Hunyuanvideo: A systematic framework for large video generative models. *arXiv preprint arXiv:2412.03603*, 2024. 2
- [15] Nupur Kumari, Bingliang Zhang, Richard Zhang, Eli Shechtman, and Jun-Yan Zhu. Multi-concept customization of text-to-image diffusion. In *Proceedings of the IEEE/CVF Conference on Computer Vision and Pattern Recognition*, pages 1931–1941, 2023. 2
- [16] Dongxu Li, Junnan Li, and Steven Hoi. Blip-diffusion: Pre-trained subject representation for controllable text-to-image generation and editing. *Advances in Neural Information Processing Systems*, 36:30146–30166, 2023. 2
- [17] Mingxiao Li, Tingyu Qu, Ruicong Yao, Wei Sun, and Marie-Francine Moens. Alleviating exposure bias in diffusion models through sampling with shifted time steps. *International Conference on Learning Representations*, 2024. 2
- [18] Mingxiao Li, Bo Wan, Marie-Francine Moens, and Tinne Tuytelaars. Animate your motion: Turning still images into dynamic videos. In *European Conference on Computer Vision*, pages 409–425, 2024. 2
- [19] Chen-Hsuan Lin, Jun Gao, Luming Tang, Towaki Takikawa, Xiaohui Zeng, Xun Huang, Karsten Kreis, Sanja Fidler, Ming-Yu Liu, and Tsung-Yi Lin. Magic3d: High-resolution text-to-3d content creation. In *Proceedings of the IEEE/CVF Conference on Computer Vision and Pattern Recognition*, pages 300–309, 2023. 2
- [20] Ilya Loshchilov and Frank Hutter. Decoupled weight decay regularization. *arXiv preprint arXiv:1711.05101*, 2017. 6
- [21] Cheng Lu, Yuhao Zhou, Fan Bao, Jianfei Chen, Chongxuan Li, and Jun Zhu. Dpm-solver: A fast ode solver for diffusion probabilistic model sampling in around 10 steps. *Advances in Neural Information Processing Systems*, 35:5775–5787, 2022. 2
- [22] Chong Mou, Xintao Wang, Liangbin Xie, Yanze Wu, Jian Zhang, Zhongang Qi, and Ying Shan. T2i-adapter: Learning adapters to dig out more controllable ability for text-to-image diffusion models. In *Proceedings of the AAAI Conference on Artificial Intelligence*, pages 4296–4304, 2024. 2

- [23] Mang Ning, Mingxiao Li, Jianlin Su, Albert Ali Salah, and Itir Onal Ertugrul. Elucidating the exposure bias in diffusion models. *International Conference on Learning Representations*, 2024. 2
- [24] Xichen Pan, Li Dong, Shaohan Huang, Zhiliang Peng, Wenhui Chen, and Furu Wei. Kosmos-g: Generating images in context with multimodal large language models. *arXiv preprint arXiv:2310.02992*, 2023. 2
- [25] Maitreya Patel, Sangmin Jung, Chitta Baral, and Yezhou Yang. *lambda*-eclipse: Multi-concept personalized text-to-image diffusion models by leveraging clip latent space. *arXiv preprint arXiv:2402.05195*, 2024. 2
- [26] Pexel. <https://www.pexels.com/zh-cn/>. 3
- [27] Dustin Podell, Zion English, Kyle Lacey, Andreas Blattmann, Tim Dockhorn, Jonas Müller, Joe Penna, and Robin Rombach. Sdxl: Improving latent diffusion models for high-resolution image synthesis. *arXiv preprint arXiv:2307.01952*, 2023. 2
- [28] Adam Polyak, Amit Zohar, Andrew Brown, Andros Tjandra, Animesh Sinha, Ann Lee, Apoorv Vyas, Bowen Shi, Chih-Yao Ma, Ching-Yao Chuang, et al. Movie gen: A cast of media foundation models. *arXiv preprint arXiv:2410.13720*, 2024. 2
- [29] Ben Poole, Ajay Jain, Jonathan T Barron, and Ben Mildenhall. Dreamfusion: Text-to-3d using 2d diffusion. *arXiv preprint arXiv:2209.14988*, 2022. 2
- [30] Alec Radford, Jong Wook Kim, Chris Hallacy, Aditya Ramesh, Gabriel Goh, Sandhini Agarwal, Girish Sastry, Amanda Askell, Pamela Mishkin, Jack Clark, Gretchen Krueger, and Ilya Sutskever. Learning transferable visual models from natural language supervision. *arXiv preprint arXiv:2103.00020*, 2021. 1
- [31] Aditya Ramesh, Pratul Dharwal, Alex Nichol, Casey Chu, and Mark Chen. Hierarchical text-conditional image generation with clip latents. *arXiv preprint arXiv:2204.06125*, 1 (2):3, 2022. 2
- [32] Nikhila Ravi, Valentin Gabeur, Yuan-Ting Hu, Ronghang Hu, Chaitanya Ryali, Tengyu Ma, Haitham Khedr, Roman Rädle, Chloe Rolland, Laura Gustafson, et al. Sam 2: Segment anything in images and videos. *arXiv preprint arXiv:2408.00714*, 2024. 5
- [33] Robin Rombach, Andreas Blattmann, Dominik Lorenz, Patrick Esser, and Björn Ommer. High-resolution image synthesis with latent diffusion models. In *Proceedings of the IEEE/CVF conference on computer vision and pattern recognition*, pages 10684–10695, 2022. 2, 4
- [34] Nataniel Ruiz, Yuanzhen Li, Varun Jampani, Yael Pritch, Michael Rubinstein, and Kfir Aberman. Dreambooth: Fine tuning text-to-image diffusion models for subject-driven generation. In *Proceedings of the IEEE/CVF conference on computer vision and pattern recognition*, pages 22500–22510, 2023. 1, 2, 6
- [35] Jiaming Song, Chenlin Meng, and Stefano Ermon. Denoising diffusion implicit models. *arXiv preprint arXiv:2010.02502*, 2020. 2
- [36] Jingyuan Sun, Mingxiao Li, and Marie-Francine Moens. Decoding realistic images from brain activity with contrastive self-supervision and latent diffusion. *arXiv preprint arXiv:2310.00318*, 2023. 2
- [37] Jingyuan Sun, Mingxiao Li, Zijiao Chen, Yunhao Zhang, Shaonan Wang, and Marie-Francine Moens. Contrast, attend and diffuse to decode high-resolution images from brain activities. *Advances in Neural Information Processing Systems*, 36, 2024.
- [38] Jingyuan Sun, Mingxiao Li, and Marie-Francine Moens. Neuralflix: A simple while effective framework for semantic decoding of videos from non-invasive brain recordings. In *Annual AAAI Conference on Artificial Intelligence*, 2025. 2
- [39] Boshi Tang, Jianan Wang, Zhiyong Wu, and Lei Zhang. Stable score distillation for high-quality 3d generation. *arXiv preprint arXiv:2312.09305*, 2023. 2, 6
- [40] Brian L Trippe, Jason Yim, Doug Tischer, David Baker, Tamara Broderick, Regina Barzilay, and Tommi Jaakkola. Diffusion probabilistic modeling of protein backbones in 3d for the motif-scaffolding problem. *arXiv preprint arXiv:2206.04119*, 2022. 2
- [41] Unsplash. <https://unsplash.com>. 3
- [42] Andrey Voynov, Qinghao Chu, Daniel Cohen-Or, and Kfir Aberman. p+: Extended textual conditioning in text-to-image generation. *arXiv preprint arXiv:2303.09522*, 2023. 2
- [43] Jiuniu Wang, Hangjie Yuan, Dayou Chen, Yingya Zhang, Xiang Wang, and Shiwei Zhang. Modelscope text-to-video technical report. *arXiv preprint arXiv:2308.06571*, 2023. 2
- [44] Peng Wang, Shuai Bai, Sinan Tan, Shijie Wang, Zhihao Fan, Jinze Bai, Keqin Chen, Xuejing Liu, Jialin Wang, Wenbin Ge, et al. Qwen2-vl: Enhancing vision-language model’s perception of the world at any resolution. *arXiv preprint arXiv:2409.12191*, 2024. 3, 1
- [45] Zhengyi Wang, Cheng Lu, Yikai Wang, Fan Bao, Chongxuan Li, Hang Su, and Jun Zhu. Prolificdreamer: High-fidelity and diverse text-to-3d generation with variational score distillation. *Advances in Neural Information Processing Systems*, 36, 2024. 2
- [46] Yuxiang Wei, Yabo Zhang, Zhilong Ji, Jinfeng Bai, Lei Zhang, and Wangmeng Zuo. Elite: Encoding visual concepts into textual embeddings for customized text-to-image generation. In *Proceedings of the IEEE/CVF International Conference on Computer Vision*, pages 15943–15953, 2023. 2
- [47] Kevin E Wu, Kevin K Yang, Rianne van den Berg, Sarah Alamdari, James Y Zou, Alex X Lu, and Ava P Amini. Protein structure generation via folding diffusion. *Nature communications*, 15(1):1059, 2024. 2
- [48] Bin Xiao, Haiping Wu, Weijian Xu, Xiyang Dai, Houdong Hu, Yumao Lu, Michael Zeng, Ce Liu, and Lu Yuan. Florence-2: Advancing a unified representation for a variety of vision tasks. In *Proceedings of the IEEE/CVF Conference on Computer Vision and Pattern Recognition*, pages 4818–4829, 2024. 5
- [49] Junliang Ye, Fangfu Liu, Qixiu Li, Zhengyi Wang, Yikai Wang, Xinzhou Wang, Yueqi Duan, and Jun Zhu. Dreamreward: Text-to-3d generation with human preference. In *European Conference on Computer Vision*, pages 259–276. Springer, 2025. 2

- [50] Yan Zeng, Guoqiang Wei, Jiani Zheng, Jiaxin Zou, Yang Wei, Yuchen Zhang, and Hang Li. Make pixels dance: High-dynamic video generation. In *Proceedings of the IEEE/CVF Conference on Computer Vision and Pattern Recognition*, pages 8850–8860, 2024. [2](#)
- [51] David Junhao Zhang, Jay Zhangjie Wu, Jia-Wei Liu, Rui Zhao, Lingmin Ran, Yuchao Gu, Difei Gao, and Mike Zheng Shou. Show-1: Marrying pixel and latent diffusion models for text-to-video generation. *International Journal of Computer Vision*, pages 1–15, 2024. [2](#)
- [52] Lvmin Zhang, Anyi Rao, and Maneesh Agrawala. Adding conditional control to text-to-image diffusion models. In *Proceedings of the IEEE/CVF International Conference on Computer Vision*, pages 3836–3847, 2023. [2](#)
- [53] Kaiwen Zheng, Cheng Lu, Jianfei Chen, and Jun Zhu. Dpm-solver-v3: Improved diffusion ode solver with empirical model statistics. *Advances in Neural Information Processing Systems*, 36:55502–55542, 2023. [2](#)
- [54] Zangwei Zheng, Xiangyu Peng, Tianji Yang, Chenhui Shen, Shenggui Li, Hongxin Liu, Yukun Zhou, Tianyi Li, and Yang You. Open-sora: Democratizing efficient video production for all. *arXiv preprint arXiv:2412.20404*, 2024. [2](#)

Towards More Accurate Personalized Image Generation: Addressing Overfitting and Evaluation Bias

Supplementary Material

9. Social Impact

Image personalization offers both exciting opportunities and ethical challenges. On the positive side, it enables users to generate highly tailored visuals, fostering creativity, accessibility, and personalization in marketing, entertainment and design. It can also help individuals see themselves represented in media more accurately. However, personalization raise concerns about misinformation, privacy and bias. More realistic personalized images could be misused for deepfakes, identity fraud, or spreading false narratives. Bias in training data may also lead to unfair or exclusionary representations. Balancing innovation with ethical safeguards is crucial to ensuring image personalization enhances creativity without enabling harm.

10. Dataset

Below are prompt templates that are used during model training:

Prompts used during training.

- “a photo of a {}.”
- “a rendering of a {}.”
- “the photo of a {}.”
- “a photo of a clean {}.”
- “a photo of a dirty {}.”
- “a dark photo of the {}.”
- “a photo of the cool {}.”
- “a close-up photo of a {}.”
- “a bright photo of the {}.”
- “a cropped photo of a {}.”
- “a photo of the {}.”
- “a good photo of the {}.”
- “a close-up photo of the {}.”
- “a rendition of the {}.”
- “a photo of a nice {}.”
- “a photo of a {} in the {}.”
- “a rendering of a {} in the {}.”
- “a cropped photo of the in the {}.”
- “the photo of a {} in the {}.”
- “a photo of a clean {} in the {}.”
- “a photo of my {} in the {}.”
- “a photo of the nice {} in the {}.”
- “a good photo of a {} in the {}.”
- “a rendition of a {} in the {}.”
- “a photo of the clean {} in the {}.”
- “a photo of a cool {} in the {}.”
- “a close-up photo of a {} in the {}.”

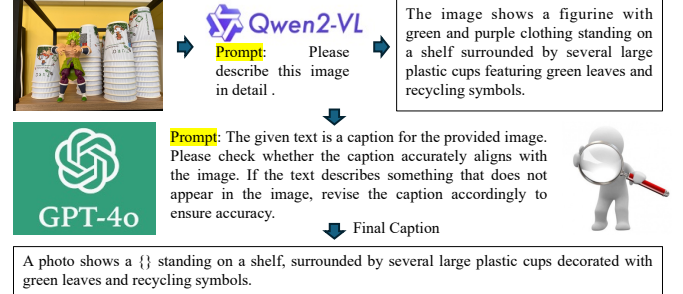


Figure 10. The pipeline of generating high-quality captions for images in test set.

- “a photo of the cool {} in the {}.”
- “a cropped photo of a {} in the {}.”
- “a photo of one {} in the {}.”

Fig. 11 shows the training data, which contains 20 different subjects, and each subject has 5 different images. During our data construction, we first use QWen2-VL [44] to generate initial prompts. These prompts are then reviewed and refined by GPT-4o to improve clarity and coherence. To further ensure that no subject-specific information is unintentionally included, we conduct a final manual review, carefully removing any such details. This multi-step process helps maintain the neutrality and generality of the prompts. A visual representation of this workflow is provided in Fig. 10.

11. Evaluation Setting

In this section, we detail the evaluation process on a separate test set. For each subject in the training set, we provide 10 test images. Each test image is paired with 10 different captions, describing various aspects of the image while explicitly excluding the subject. An example from the test set is shown in Fig. 12. During testing, each caption serves as a prompt to guide the trained model in generating 10 images, each with a different random seed. Once the images are generated, we compute the CLIP space text-image similarity score between the prompt and the generated images. Additionally, to evaluate image-image similarity in both CLIP space and DINO space, we compare the generated images against the reference image that was originally used to create the prompt. We then take the average as the final score for both text similarity score and image similarity score.




Figure 11. Training Image. Our dataset contains 20 subjects, and each subject has 5 images for training.

12. Additional Results

Fig. 13 presents additional images generated using the NeTI+ model. We use the prompts A colorful graffiti of {}.” and A photo of a {} on a beach.” to generate three images with different seeds for each subject shown in the first column. The first prompt evaluates the model’s ability to understand and combines fictional designs, while the second

assesses its capability to generate a subject within a given background. As shown in the results, the model not only accurately interprets the prompts but also maintains strong subject consistency.

Additional comparisons are shown in Fig. 14 and Fig. 15, demonstrating that the NeTI+ model excels in generating text-aligned and subject-consistent images.

Image

Captions



"0": "A {} wearing a Santa hat is sitting next to a small white Christmas tree.",
 "1": "A {} wearing a red Santa hat is lying on a white blanket next to a small white Christmas tree.",
 "2": "A {} wearing a Santa hat is sitting on a white fur mat in front of a small white Christmas tree and a brick wall.",
 "3": "A {} wearing a Santa hat is sitting next to a small white Christmas tree with a brick wall in the background.",
 "4": "A {} wearing a Santa hat sits in front of a white Christmas tree, with a brick wall in the background.",
 "5": "An image features a {} wearing a red Santa hat, sitting next to a small white Christmas tree with a brick wall in the background.",
 "6": "A {} wearing a Santa hat is sitting next to a small white Christmas tree, with a brick wall in the background.",
 "7": "A {} wearing a Santa hat is sitting next to a small white Christmas tree.",
 "8": "A picture shows a {} wearing a Santa hat, sitting next to a small white Christmas tree in front of a brick wall.",
 "9": "A photo features a {} wearing a Santa hat, sitting on a white fur blanket next to a small white Christmas tree with lights."




"0": "An image shows a {} wearing glasses and sitting next to an open magazine.",
 "1": "An image shows a {} wearing glasses, sitting near an open magazine, suggesting an intellectual or scholarly theme.",
 "2": "A photo shows a {} wearing glasses, sitting with an open book in front of it.",
 "3": "A {} wearing glasses is sitting in front of an open book that has a picture of a dog on its pages.",
 "4": "A picture shows a {} wearing glasses, sitting in front of an open book with a picture of a dog on its pages.",
 "5": "A {} wearing glasses is reading a magazine.",
 "6": "A {} wearing glasses is sitting in front of an open book, appearing to be reading.",
 "7": "A photo shows a {} wearing glasses and reading a book.",
 "8": "A {} wearing glasses is sitting next to an open magazine.",
 "9": "An image shows a {} wearing glasses and reading a magazine with various pictures and text on it."



"0": "A {} sits comfortably in a gray, round dog bed adorned with a cozy blanket, surrounded by green potted plants on a wooden floor.",
 "1": "A {} sits in a grey dog bed with a cozy blanket, surrounded by potted plants.",
 "2": "An image features a {} sitting in a gray dog bed with a cozy blanket, surrounded by green potted plants and a wooden floor.",
 "3": "An image features a {} sitting in a cozy grey bean bag, surrounded by potted plants, on a wooden floor, creating a peaceful and comfortable atmosphere.",
 "4": "A {} is sitting on a grey dog bed with a blanket, surrounded by potted plants and a wooden floor.",
 "5": "A {} is sitting in a grey dog bed with a blanket, surrounded by potted plants, in a room with wooden flooring and a grey wall.",
 "6": "A {} is sitting in a cozy gray dog bed with a blanket, surrounded by potted plants, including a potted spider plant, in a room with wooden flooring and a gray wall.",
 "7": "A {} sits in a cozy dog bed, surrounded by potted plants, on a wooden floor, with a bucket-style planter to the left and a chair in the background.",
 "8": "A picture features a {} sitting in a cozy, gray dog bed, surrounded by potted plants and a wooden floor.",
 "9": "A {} is sitting in a gray dog bed in a room with houseplants and a wooden floor."

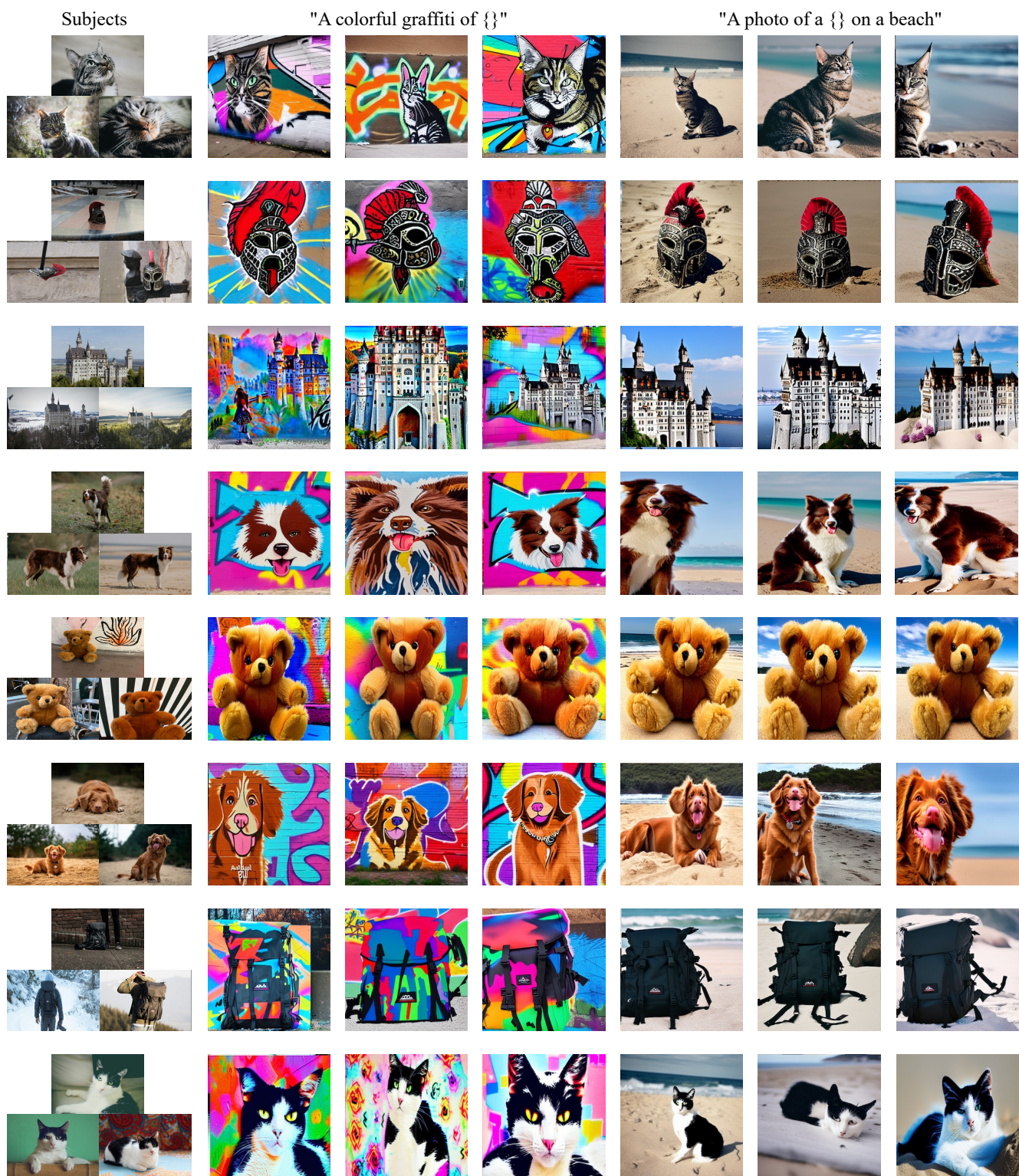


"0": "An image shows a {} lying on a bed with a light blue and white striped blanket, with a pillow in the background.",
 "1": "A photo shows a {} lying on a bed with a white and gray patterned blanket, wearing a pink bow tie.",
 "2": "A {} lies on a bed, resting with its front paws stretched out in front of it.",
 "3": "A picture shows a {} lying on a bed with a gray and white patterned blanket, against a softly lit indoor background.",
 "4": "A {} is lying on a bed with a striped blue blanket, looking directly at the camera with a gentle expression.",
 "5": "An image shows a {} lying on a bed with a soft blanket, looking directly at the camera.",
 "6": "An image shows a {} lying on a bed with a light-colored, patterned bedspread, looking directly at the camera.",
 "7": "A photo shows a {} lying on a bed with a light-colored patterned blanket and a pillow with a striped pattern.",
 "8": "A {} lies on a bed with a white and gray striped blanket, looking directly at the camera.",
 "9": "An image shows a {} lying on a bed with blue sheets, looking directly at the camera with a gentle expression."



"0": "An image shows a {} standing on a snow-covered rock in a forest, with its tongue out and a tag around its neck.",
 "1": "A {} stands on a snowy tree stump in a forest, with its tongue out and a smile on its face.",
 "2": "A {} stands on a snowy tree stump in a forest, with its tongue hanging out and looking happy.",
 "3": "In a snowy forest, a {} with a collar stands on a snowy log, surrounded by tree branches and foliage.",
 "4": "A {} stands on a snowy rock in a forest with trees in the background.",
 "5": "A photo shows a {} standing on a snowy log in a forest, with its tongue out and looking happy.",
 "6": "A picture shows a {} standing on a small tree stump covered in snow, surrounded by a forest with bare trees.",
 "7": "A {} stands on a snow-covered tree stump in a serene, snowy forest.",
 "8": "A {} stands on a snowy rock in a forest, panting with its tongue out.",
 "9": "An image shows a {} standing on a snowy log in a forest, with its tongue hanging out and panting."

Figure 12. Sample of Test Set. We present five data samples from the test set. Each image is associated with 10 different prompts, which describe various details of the image, excluding the subject.




Ref-Image	Text	DreamBooth	CustomDiff	Textual Inversion	NeTI	NeTI+
	A {*} is sitting on a shelf next to a vase with yellow flowers, in front of a white wall with a sign.					
	A photo shows a {*} sitting on a gray couch in a cozy living room.					
	A close-up, black-and-white photograph of a {*}, with its ears perked up and eyes focused in the distance.					
	A {*} stands in a forest, surrounded by tall trees and green underbrush.					
	An image shows a {*} standing in water with wet, wrinkled fur, wearing a collar and looking to the left.					
	An image features a {*} standing on snowy ground with dry grass, looking to the side with a focused gaze.					
	An image features a {*} with wet fur standing on the shore of a lake, with mountains in the background.					
	A picture shows a {*} wearing a Santa hat, sitting next to a small white Christmas tree in front of a brick wall.					

Figure 14. **Qualitative Comparison.** We use the same prompt to guide all models in generating images. These prompts are derived from the reference images in the test set, which are shown in the first column.

















































Ref-Image	Text	DreamBooth	CustomDiff	Textual Inversion	NeTI	NeTI+
	A {*} is nestled among pink and purple flowers, creating a colorful and whimsical scene.					
	An image depicts a {*}, covered in snow and surrounded by falling flakes, looking surprised or disappointed.					
	A {*}, a camera, and a tripod rest on a sandy surface, with a blurred background of mountains and clouds.					
	A picture shows a {*} leaning against a stack of cardboard boxes, with one particularly visible box in the background.					
	A picture showcases a {*} perched on a rocky outcrop, surrounded by lush green fields and a tranquil lake in the distance, under a clear blue sky.					
	A picture features a {*} parked on an asphalt surface with a vintage train in the background.					
	A {*} is placed on a bed of snow, with green moss and plants around it.					
	An image shows a {*}, standing on a snow-covered surface.					

Figure 15. **Qualitative Comparison.** We use the same prompt to guide all models in generating images. These prompts are derived from the reference images in the test set, which are shown in the first column.

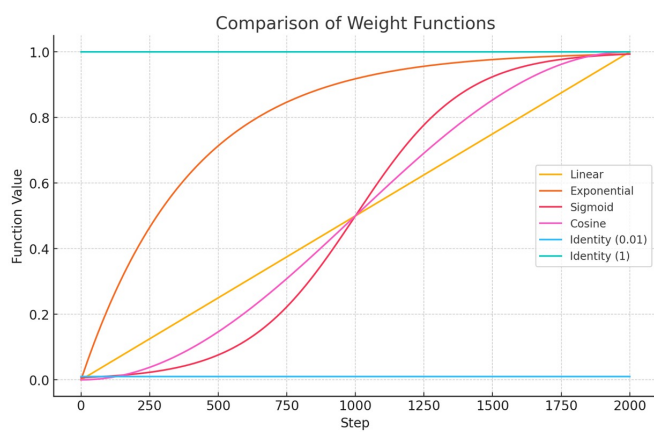


Figure 16. Weighting function for contrastive loss. The x -axis corresponds to the training steps.