

# Explaining Control Policies through Predicate Decision Diagrams

Debraj Chakraborty  
chakraborty@fi.muni.cz  
Masaryk University  
Brno, Czech Republic

Clemens Dubsclaff  
c.dubsclaff@tue.nl  
Eindhoven University of Technology  
Eindhoven, The Netherlands

Sudeep Kanav  
kanav@fi.muni.cz  
Masaryk University  
Brno, Czech Republic

Jan Kretinsky  
jan.kretinsky@tum.de  
Masaryk University  
Brno, Czech Republic  
Technical University of Munich  
Munich, Germany

Christoph Weinhuber  
christoph.weinhuber@cs.ox.ac.uk  
University of Oxford  
Oxford, United Kingdom

## Abstract

Safety-critical controllers of complex systems are hard to construct manually. Automated approaches such as controller synthesis or learning provide a tempting alternative but usually lack explainability. To this end, learning decision trees (DTs) has been prevalently used towards an interpretable model of the generated controllers. However, DTs do not exploit shared decision making, a key concept exploited in binary decision diagrams (BDDs) to reduce their size and thus improve explainability. In this work, we introduce *predicate decision diagrams* (PDDs) that extend BDDs with predicates and thus unite the advantages of DTs and BDDs for controller representation. We establish a synthesis pipeline for efficient construction of PDDs from DTs representing controllers, exploiting reduction techniques for BDDs also for PDDs.

## CCS Concepts

• **Theory of computation** → **Data structures design and analysis**.

## Keywords

Binary decision diagrams, Decision trees, Learning, Explainability, Decision making and control, Strategy synthesis

## 1 Introduction

**Controllers** of dynamic systems are hard to construct for a number of reasons: (i) the systems—be it software or cyber-physical systems—are complex due to phenomena such as concurrency, hybrid dynamics, uncertainty, and their steadily increasing sizes; (ii) they are often safety-critical, with a number of complex specifications to adhere to. Consequently, manually crafting the controllers is very error-prone. *Automated controller synthesis* or *learning* provide a tempting alternative, where controllers are constructed algorithmically and their correctness is ensured with human participation limited only to the specification process. Numerous approaches have been presented to solve this problem, e.g., exploiting game theoretic methods constructing a winning strategy (a.k.a. policy) in a game played by the controller and its environment.

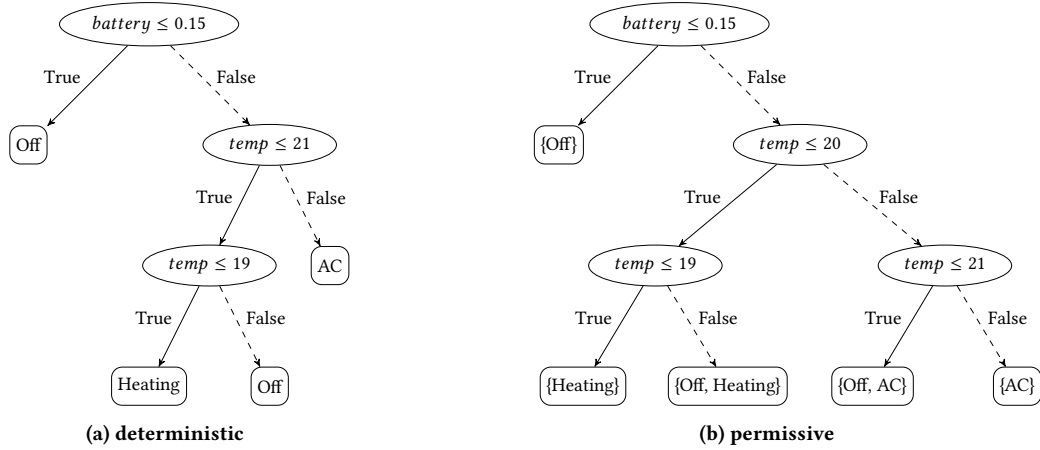
**Explainability** of the automatically constructed controllers (or rather its lack) poses, however, a fundamental obstacle to practical

use of automated construction of controllers. Indeed, an unintelligible controller can hardly be accepted by an engineer, who is supposed to maintain the system, adapt its implementation, provide arguments in the certification process, not to speak of legally binding explainability of learnt controllers [1–3]. Unfortunately, most of the synthesis and learning approaches compute controllers in the shape of huge tables of state-action pairs, describing which actions can be played in each state, or of cryptic black boxes. Such representations are typically so huge that they are utterly incomprehensible. An explainable representation should be (i) intuitive with decision entities being small enough to be contained in the human working memory, and (ii) in a simple enough formalism so that the decisions can be read off in a way that relates them to the real states of the system.

**Decision trees** (DTs), e.g. [47], have a very specific, even unique position among machine-learning models due to their interpretability. As a result, they have become the predominant formalism for explainable representations of controllers [5, 7, 8, 13, 14, 33, 35, 41, 48, 62] over the past decade. Figure 1 shows an example of policy representation using DTs.

In contrast, reduced ordered binary decision diagrams (BDDs) [16] are very popular to represent large objects compactly, exploiting bitwise representation with automatic reduction mechanisms. However, they were barely used as policy representation of controllers due to several advantages of DTs:

- ① DTs can use more general predicates when arriving at a decision, while BDDs only use a 0/1 values on each bit of the encoding. This allows DTs to be smaller, as a single predicate can encompass multiple bits. Additionally, the use of customized predicates makes DTs easier to understand, as they can better incorporate domain knowledge.
- ② The order of predicates along paths in DTs is not fixed as in reduced ordered BDDs. This gives more flexibility and can lead to substantial space savings in DTs.
- ③ DT learning allows “don’t care” values to be set in any way so that the learnt DT is the smallest. In contrast, BDDs natively represent only fully specified sets, with no heuristic how to resolve the “don’t cares” resulting typically in representation larger than necessary.



**Figure 1: Examples of DT control policy representations: deterministic control policy (left) and permissive control policy with multiple actions at some states (right).**

Still, reduced ordered BDDs exhibit reductions not present in DTs, notably merging isomorphic subdiagrams. This would also be beneficial for explainability of controllers: subdiagram merging (i) reduces the representation size and hence improves explainability following Occam’s razor, according to which the best explanation is the smallest among all possible ones [34], and (ii) the psychological complexity towards understanding is also reduced, similar to avoiding code duplication in software [64].

In this paper, we revisit the challenge of marrying concepts from DTs and reduced ordered BDDs towards controller explanations that exhibit advantages of both representations. For this, we build upon the idea of linear decision diagrams (LDDs) [19] and introduce *predicate decision diagrams (PDDs)* as multi-terminal BDDs [32] over bit representations of predicates that inherit all BDD advantages but avoid bit-blasting. PDDs extend DTs and maintain their predicates, profiting from their interpretability, but allow for reduction methods as possible in ordered BDDs.

Specifically, we propose the following approach towards generating reduced ordered PDD from DTs learnt for control policies:

- ① We collect the predicates mined by the DT representation of a given controller and use them as “variables” in reduced ordered BDDs. This enables use of BDD reductions and mature BDD tooling for PDDs, eliminating issue ①.
- ② We apply variable reordering techniques [55] to reduce the size of the PDD, alleviating issue ②.
- ③ We use Coudert and Madre’s method [22] restricting the BDD support to “care sets”, compressing PDDs further, fixing issue ③.

Notably, due to ① and ②, contradictory branches can arise in PDDs, e.g. by observing contradictory predicates  $temp \leq 19$  and  $\neg temp \leq 20$  on one decision path. We present a detection and elimination mechanism to eliminate contradictory branches, leading to *consistent PDDs*, further reducing their size and hence improving explainability of PDDs. We then use our PDD synthesis pipeline, to address the following two research questions:

**RQ<sub>1</sub>** *How do the sizes of PDDs and bit-blasted BDDs relate?*

PDDs can be represented as (multi-terminal) BDDs, where, however, predicate evaluation does not use bit-blasting as

common in classical controller representation via BDDs. The question is whether avoiding bit-blasting can yield more concise representations.

**RQ<sub>2</sub>** *Can controllers be represented more concisely by using ordered PDDs than by using DTs?*

Ordered PDDs impose an order on predicates, while DTs can put important decisions earlier in separate branches, leading to smaller tree sizes. However, PDDs allow for merging subdiagrams. The question is which of the complementary reduction mechanisms is more effective.

**RQ<sub>3</sub>** *What is the impact of consistency, reordering, and care-set reduction onto PDD sizes?*

In our synthesis pipeline, we implemented several reduction techniques for PDD sizes. This research question asks for an ablation study on the impact of these techniques.

**Our contributions** answer the research questions above and can be summarized as follows:

- We introduce *PDDs*, a BDD data structure allowing for both explainable and small representation of controllers.
- We design an algorithm effectively synthesizing PDD representations, in particular profiting from DT learning and using reasoning modulo DT theory to cater for branch consistency.
- We experimentally show that PDDs and several reduction techniques are beneficial for explaining control policies compared to DT and bit-blasted BDD representations.

We experimentally demonstrate that we almost close the gap between bit-blasted BDD and DT representation sizes. In half of the cases PDDs match the size of DTs or even reduce the size, while retaining the same level of explainability as DTs. Quantitatively, we reduce the gap between BDD and DT sizes on average by 88% on the standard benchmarks. In conclusion, we present PDDs as a viable alternative to DTs, that can offer the best of the both worlds: it is as effective as the DTs as an explainable representation, and can take advantage of the traditional BDD-based tools.

Proofs of lemmas and theorems that did not fit into the main paper can be found in the appendix.

## 2 Related Work

**Decision trees (DTs)** and similar decision diagram formalisms are prevalently used in explainable AI [4] to create interpretable representations [59–61] of black-box machine learning models. They have been suggested for (approximately) representing controllers and counterexamples in probabilistic systems in [13]. The ideas have been extended to other settings, such as reactive synthesis [14] or hybrid systems [8]. DTs have been used to represent and learn strategies for safety objectives in [51] and to learn program invariants in [33]. Further, DTs were used for representing the strategies during the model checking process, namely in strategy iteration [12] or in simulation-based algorithms [52]. The tool dtControl implements automated synthesis of DTs from controllers [6].

**Binary decision diagrams (BDDs)** [16] are concisely representing Boolean functions, widely used in symbolic verification [44] and circuit design [46]. In the context of controllers, they have been used to represent planning strategies [21], hybrid system controllers [40, 56], to compress numerical controllers [26], as well as for small representations of controllers through determinization [63]. *Multi-terminal decision diagrams (MTBDDs, [32])*, or more generally referred to as *algebraic DDs (ADDs, [9])*, have been used in reinforcement learning for synthesizing policies [37, 57]. MTBDDs extend BDDs with the possibility to have multiple values in the terminal nodes. *Multi-valued DDs* [45] are extending DDs to allow for multiple decision outcomes in a node over a finite domain rather than only two values. While concise, BDDs are usually not as well-suited for explaining controllers, since states and decisions are usually using standard bit-vector representations that are difficult to map to actual state values and decisions.

**Extensions of Decision Diagrams.** To avoid bit-blasting and directly enable reasoning on numerical values in decision diagrams, several extensions of BDDs have been proposed. Notably, *edge-valued BDDs* [50] replace bit-level aggregation by summation over integer-labeled edges. Following ideas from satisfiability solving modulo theories (SMT, [10]), the use of BDDs with different theories has been considered in many areas, e.g. to directly speed up predicate abstraction and SMT [18]. Closely related to our work are specific extensions of BDDs where nodes are labeled by predicates from a suitable theory. Here, notable examples are *equational DDs* [31] where nodes might contain equivalences of the form  $x = y$ , *difference DDs* [49] with predicates of the form  $x - y > c$ , mainly used in the verification of timed systems, *constrained DDs* [20] extending multi-valued DDs with linear constraints to solve constraint satisfaction problems, and *linear DDs* [19] where nodes are labeled with linear arithmetic predicates. The latter are the closest to our approach towards PDDs, capturing linear predicates and corresponding to *oblique DTs*. The subclass of *axis-aligned DTs* then reflects in our notion of *axis-aligned PDDs*, having the form  $x \sim c$  where  $\sim$  being a binary comparison relation. Different to our PDDs, linear DDs enforce an implication-consistent ordering on the predicates and use complemented edges to enable constant-time negation operations. We do not opt for complemented edges in PDDs, since they render DDs much more difficult to comprehend. The phenomenon of inconsistent paths in BDDs over predicates from a theory has been already observed in the literature (see, e.g. [19, 30, 31, 49, 58]). Since we aim at explainability of controllers,

our predicates are rather simplistic and we present a direct yet effective method of ensuring consistency.

Dubslaff et al. [27] present *template DDs* (TDDs) to model and improve explainability of self-adaptive systems. Following the concept of procedures, they extend merging of subdiagrams by encapsulating common decision making, leading to hierarchical MDDs and diagram size reductions.

Recently, there has been research on learning DDs for classification of training data. Cabodi et al. [17] propose a SAT-based approach for computing a BDD representation of a DT. Hu et al. [38] propose a SAT- and lifted MaxSAT-based model to learn optimal DDs. Florio et al. [29] propose a mixed-integer linear programming based method to learn optimal DDs.

## 3 Preliminaries

For a set  $X$ , we denote its power set by  $2^X$ . Let us fix a set of *variables*  $Var$  and a *variable domain*  $\mathbb{D}$ . Canonical domain candidates are the boolean domain  $\mathbb{B} = \{0, 1\}$ , natural numbers  $\mathbb{N}$ , rational numbers  $\mathbb{Q}$ , and real numbers  $\mathbb{R}$ . An *evaluation* is a function  $\epsilon: Var \rightarrow \mathbb{D}$ ; the set of evaluations is denoted by  $Eval(Var, \mathbb{D})$ . An (axis-aligned) *predicate* is of the form  $x \sim c$  where  $x \in Var$  is a variable,  $c \in \mathbb{D}$ , and  $\sim \in \{=, \geq, >\}$  is a comparison relation over  $\mathbb{D}$ . The set of predicates is denoted by  $\mathbb{P}(Var, \mathbb{D})$ . A *simple* predicate is of the form  $x > 0$  with  $x \in Var$ , denoted by  $x$  for brevity<sup>1</sup>. A predicate  $x \sim c \in \mathbb{P}(Var, \mathbb{D})$  is *satisfied* in an evaluation  $\epsilon: Var \rightarrow \mathbb{D}$ , denoted  $\epsilon \models (x \sim c)$ , iff  $\epsilon(x) \sim c$ . We introduce propositional formulas over  $\mathbb{P}(Var, \mathbb{D})$  by the grammar  $\phi ::= \text{true} \mid p \mid \neg\phi \mid \phi \wedge \phi$  where  $p$  ranges over  $\mathbb{P}(Var, \mathbb{D})$ . The satisfaction relation  $\models$  extends towards formulas by  $\epsilon \models \neg\phi$  iff  $\epsilon \not\models \phi$ , and  $\epsilon \models \phi_1 \wedge \phi_2$  iff  $\epsilon \models \phi_1$  and  $\epsilon \models \phi_2$ .

### 3.1 Policies

**Definition 3.1 (Policy).** For an operational model with a set of states  $\mathcal{S}$  and actions  $Act$ , a *policy*  $\sigma: \mathcal{S} \rightarrow 2^{Act}$  selects for every state  $s \in \mathcal{S}$  a set of actions  $\sigma(s) \subseteq Act$ .

Note that this definition allows *permissive* (or *nondeterministic*) policies that can provide multiple possible actions for a state. A policy  $\sigma$  is *deterministic* if  $|\sigma(s)| = 1$  for all  $s \in \mathcal{S}$ .

We assume that the set of states  $\mathcal{S}$  is structured, i.e., every state is a tuple of values of state variables. In other words, states are not monolithic (e.g., a simple numbering) but there are multiple factors defining it. Each of these factors is defined by a variable from the set of variables  $Var$ . Therefore, we can alternatively view a policy as a (partial) function  $\sigma: Eval(Var, \mathbb{D}) \rightarrow 2^{Act}$  that maps an evaluation  $\epsilon: Var \rightarrow \mathbb{D}$  to a set of actions  $\sigma(\epsilon) \subseteq Act$ .

**Example 3.2.** Consider the policy in Figure 2a. There are two state variables  $Var = \{x, y\}$ . The set of actions is  $Act = \{a, b\}$ .

Note that a policy is usually partial, i.e., not all evaluations are in  $\mathcal{S}$ , e.g., standing for states not reachable in the system model.

### 3.2 Decision Trees

**Definition 3.3 (DT).** A *decision tree* (DT)  $T$  is defined as follows:

<sup>1</sup>Therefore, we consider variables to be contained in the set of predicates, i.e.,  $Var \subseteq \mathbb{P}(Var, \mathbb{D})$ , interpreted as simple predicates.

- $T$  is a rooted full binary tree, meaning every node either is an inner node and has exactly two children, or is a leaf node and has no children.
- Every inner node  $v$  is associated with a predicate in  $\mathbb{P}(\text{Var}, \mathbb{D})$ .
- Every leaf  $\ell$  is associated with an output label  $a_\ell$ .

For learning a DT, numerous methods exist such as CART [15], ID3 [53], and C4.5 [54]. These algorithms all evaluate different predicates by calculating some *impurity measure* and then greedily pick the most promising before splitting the dataset on that predicate and recursively continuing with the two children.

A DT represents a function as follows: an evaluation  $\epsilon$  is evaluated by starting at the root of  $T$  and traversing the tree until we reach a leaf node  $\ell$ . Then, the label of the leaf  $a_\ell$  is our prediction for the input  $\epsilon$ . When traversing the tree, at each inner node  $v$  we decide at which child to continue by evaluating the predicate  $\alpha_v$  with  $\epsilon$ . If the predicate evaluates to true, we pick the left child, otherwise, we pick the right one.

When we represent a (permissive) policy  $\sigma: S \rightarrow 2^{\text{Act}}$  with a DT, our input data is the set of states  $S$  and an output labels describe a subset of actions  $\text{Act}$ . Unlike algorithms in machine learning, our objective is to learn a DT that represents the policy on all data points available from the controller. Therefore, we do not stop the learning based on a stopping criterion but overfit to completely capture the training data (i.e.  $\sigma$ ). *Safe early stopping* [7] can be used to produce smaller DTs that do not represent the full permissive policy  $\sigma$  but a deterministic  $\sigma'$  such that  $\sigma'(s) \subseteq \sigma(s)$  for all  $s \in S$ . Figure 2b depicts a DT representing the policy of Example 3.2.

### 3.3 Binary Decision Diagrams

**Definition 3.4 (BDD).** A (reduced ordered multi-terminal) *binary decision diagram* (BDD) is a tuple  $\mathcal{B} = (N, \text{Var}, \text{Act}, \lambda, \pi, \text{succ}, r)$  where  $N$  is a finite set of nodes,  $\lambda: N \rightarrow \text{Var} \cup 2^{\text{Act}}$  is a function labeling decision nodes  $D \subseteq N$  by Boolean variables  $\text{Var}$  and action nodes  $N \setminus D$  by sets of actions  $\text{Act}$ ,  $\pi: \text{Var} \rightarrow \{1, \dots, |\text{Var}|\}$  is a bijection called variable order,  $\text{succ}: D \times \mathbb{B} \rightarrow N$  is a decision function,  $r \in N$  is a root node, and  $\mathcal{B}$  is

- *ordered*, i.e., for all  $d \in D$  and  $b \in \mathbb{B}$  with  $\text{succ}(d, b) \in D$  we have  $\pi(\lambda(d)) < \pi(\lambda(\text{succ}(d, b)))$ , and
- *reduced*, i.e., all decisions  $d, d' \in D$  are *essential* ( $\text{succ}(d, 0) \neq \text{succ}(d, 1)$ ) and  $\mathcal{B}$  does not contain isomorphic subdiagrams.

A  $\pi$ -BDD is a BDD that is ordered w.r.t. a variable order  $\pi$ . A *path* in  $\mathcal{B}$  is an alternating sequence  $d_0, b_0, d_1, \dots, d_k \in (D \times \mathbb{B})^* \times N$  where  $d_{i+1} = \text{succ}(d_i, b_i)$  for all  $i < k$ . Given a node  $n \in N$ , we denote by  $\text{Reach}(n) \subseteq N$  the nodes reachable by a path from  $n$ . In the following, we assume all nodes  $N$  in  $\mathcal{B}$  to be reachable from root  $r$ . By  $\mathcal{B}_n$  we denote the sub-BDD of  $\mathcal{B}$  that comprises nodes  $\text{Reach}(n)$  and root  $n$ . Note that reducedness ensures that for each subset of actions  $A \subseteq \text{Act}$  there is at most one node  $a \in N \setminus D$  that is labeled by  $A$ , i.e.,  $\lambda(a) = A$ .

**Semantics of BDDs.** Any BDD represents a Boolean function  $f: \text{Eval}(\text{Var}, \mathbb{B}) \rightarrow 2^{\text{Act}}$  as follows: every evaluation  $\epsilon$  is evaluated by starting at the root  $r$  and traversing the graph until we reach a terminal action node  $v_t$ . Then  $f(\epsilon) = \lambda(v_t)$ . When traversing, at each decision node  $d \in D$  we decide at which child to continue by checking the value of  $\epsilon(\lambda(d))$ : if  $\epsilon(\lambda(d)) = 1$ , we pick  $\text{succ}(d, 1)$

as the next node. Otherwise, we pick  $\text{succ}(d, 0)$  as the next node. Formally, given a node  $n$  in  $\mathcal{B}$ , we define the function  $f = \llbracket \mathcal{B}_n \rrbracket$  recursively through evaluations  $\epsilon: \text{Var} \rightarrow \mathbb{B}$ :

$$\llbracket \mathcal{B}_n \rrbracket(\epsilon) = \begin{cases} \lambda(n) & \text{if } n \in N \setminus D \\ \llbracket \mathcal{B}_{\text{succ}(n, \epsilon(\lambda(n)))} \rrbracket(\epsilon) & \text{if } n \in D \end{cases}$$

To represent a policy  $\sigma: S \rightarrow 2^{\text{Act}}$  using a BDD, we treat it as a function  $f_\sigma$  over evaluations as above: we represent each state  $s \in S$  as a bitvector  $\bar{s}$  and define  $f_\sigma$  by  $f_\sigma(\bar{s}) = \sigma(s)$ .

While BDDs are a useful data structure to represent policies, they have a few disadvantages compared to the DTs. Firstly, nodes in BDDs correspond to simple predicates in DTs, making them less human-interpretable compared to DTs. In contrast, DTs supports a richer variety of predicates and variable domains (even exceeding the class of axis-aligned predicates we focus on in this paper). Secondly, BDDs have a canonical form that ensures a unique representation as they are ordered and reduced. This facilitates efficient comparison and manipulation of BDDs. In contrast, DTs allow flexible ordering, which might allow for smaller lengths of decision sequences, possibly easier to understand. Thirdly, a DT can be generated from a partially defined policy, ignoring some uninteresting inputs towards smaller representations. In contrast, existing BDD constructions are not directly optimized for small representations of partial Boolean functions.

## 4 Predicate Decision Diagrams

In this section, we propose *predicate decision diagrams* (PDDs) as an instance of linear DDs [19] that are extended to represent control policies. PDDs combine concepts from DTs and BDDs to benefit from both formalism's advantages.

**Definition 4.1.** A *predicate decision diagram* (PDD) over  $\text{Var}$  and  $\mathbb{D}$  is a tuple  $\mathcal{P} = (N, \text{Var}, \text{Act}, \lambda, \text{succ}, r)$  where  $N$  is a finite set of nodes,  $\lambda: N \rightarrow \mathbb{P}(\text{Var}, \mathbb{D}) \cup 2^{\text{Act}}$  is a function that labels decision nodes  $D \subseteq N$  by predicates over  $\text{Var}$  and  $\mathbb{D}$  and action nodes  $N \setminus D$  by sets of actions  $\text{Act}$ ,  $\text{succ}: D \times \mathbb{B} \rightarrow N$  is a decision function, and  $r \in N$  is a root node.

Throughout this section, let us fix a PDD  $\mathcal{P}$  as above. Notice the similarities of PDD and BDD definitions (see Definition 3.4). While decision nodes in BDDs are labeled by variables, they are labeled by predicates in PDDs. Notations for BDDs take over to PDDs and we call a PDD  $\mathcal{P}$

- *deterministic* if all reachable action nodes are labeled by singletons, i.e.,  $a \in N \setminus D$  implies  $|\lambda(a)| = 1$ .
- *ordered* for a bijection  $\pi: \lambda(D) \rightarrow \{1, \dots, |\lambda(D)|\}$  if for all  $d \in D$  and  $b \in \mathbb{B}$  with  $\text{succ}(d, b) \in D$  we have  $\pi(\lambda(d)) < \pi(\lambda(\text{succ}(d, b)))$ .
- *reduced* if all decisions  $d, d' \in D$  are *essential* (i.e.  $\text{succ}(d, 0) \neq \text{succ}(d, 1)$ ) and  $\mathcal{P}$  does not contain isomorphic subdiagrams ( $\mathcal{P}_d \cong \mathcal{P}_{d'}$  implies  $d = d'$ ).

To distinguish between components of a PDD  $\mathcal{P}$  or BDD  $\mathcal{B}$ , we occasionally add suffixes, e.g.,  $\lambda_{\mathcal{B}}$  to indicate the labeling function of  $\mathcal{B}$ . Note that our definition of PDDs covers the standard notions of DTs and BDDs: A DT is a PDD where the underlying graph has a tree structure: for all  $n, n' \in N$  with  $n' \notin \text{Reach}(n)$  and  $n \notin \text{Reach}(n')$  we have  $\text{Reach}(n) \cap \text{Reach}(n') = \emptyset$ . A BDD is a reduced ordered PDD where all predicates are simple.

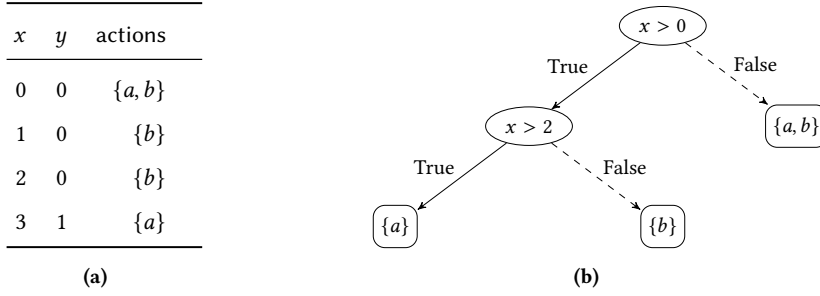


Figure 2: An example of a policy in the form of a lookup table (left), and the corresponding decision tree (right).

**Semantics of PDDs.** Given a node  $n$  in  $\mathcal{P}$ , we define a policy  $\llbracket \mathcal{P}_n \rrbracket$  recursively through evaluations  $\epsilon: \text{Var} \rightarrow \mathbb{D}$ :

$$\llbracket \mathcal{P}_n \rrbracket(\epsilon) = \begin{cases} \lambda(n) & \text{if } n \in N \setminus D \\ \llbracket \mathcal{P}_{\text{succ}(n,0)} \rrbracket(\epsilon) & \text{if } n \in D \text{ and } \epsilon \models \lambda(n) \\ \llbracket \mathcal{P}_{\text{succ}(n,1)} \rrbracket(\epsilon) & \text{if } n \in D \text{ and } \epsilon \models \lambda(n) \end{cases}$$

Two PDDs  $\mathcal{P}$  and  $\mathcal{P}'$  are *semantically equivalent* iff  $\llbracket \mathcal{P} \rrbracket(\epsilon) = \llbracket \mathcal{P}' \rrbracket(\epsilon)$  for all evaluations  $\epsilon: \text{Var} \rightarrow \mathbb{D}$ . A path  $d_0, b_0, d_1, \dots, d_k \in (D \times \mathbb{B})^* \times N$  is *consistent* with an evaluation  $\epsilon \in \text{Eval}(\text{Var}, \mathbb{D})$  if for all  $i \leq k$  we have  $\epsilon \models \lambda(d_i)$  iff  $b_i = 1$ . We call a PDD *consistent* if for all paths from the root to an action node there is a consistent evaluation. Note that different to BDDs, the essentiality of reduced PDDs does not propagate on a semantic level, i.e., a decision node can have different successors but still may be irrelevant for the overall represented policy. For instance, if we would replace  $\{a, b\}$  in Fig. 2 by  $\{b\}$ , the decision  $x > 0$  becomes irrelevant for the policy even though it has two different successors ( $x > 2$  and  $\{b\}$ ). The reason is in the possible semantic dependence of predicates, leading to the policy yielding  $\{a\}$  if  $x > 2$  and  $\{b\}$  otherwise, independent of the decision  $x > 0$ . Consistency however ensures that after reaching a predicate node there are always evaluations for both cases, satisfaction and unsatisfaction of the predicate.

#### 4.1 From PDDs to BDDs and Back

Taking on a Boolean perspective on predicates yields equivalence classes for evaluations that satisfy the same predicates. Then, predicates can be seen as Boolean variables evaluated over equivalence class containment. Therefore, we now investigate connections between PDDs and BDDs [9, 32] and that enable mature theory and tool support of BDDs also for PDDs.

**4.1.1 BDD Encoding.** Consider a PDD  $\mathcal{P} = (N, \text{Var}, \text{Act}, \lambda, \text{succ}, r)$  over  $\text{Var}$  and  $\mathbb{D}$ . Let  $P\text{Var}$  denote a set of Boolean *predicate variables* for which there is a bijection  $\gamma: P\text{Var} \rightarrow \lambda(D)$  we call *predicate bijection*. Further, define the  $\gamma$ -*lifting* of an evaluation  $\epsilon: \text{Var} \rightarrow \mathbb{D}$  over  $\text{Var}$  as the Boolean evaluation  $\gamma^\epsilon: P\text{Var} \rightarrow \mathbb{B}$  where for all  $x \in P\text{Var}$ :

$$\gamma^\epsilon(x) = \begin{cases} 1 & \text{if } \epsilon \models \gamma(x) \\ 0 & \text{otherwise} \end{cases}$$

We then say that a BDD  $\mathcal{B}$  over  $P\text{Var}$  is *equivalent modulo  $\gamma$*  to a PDD  $\mathcal{P}$  iff  $\llbracket \mathcal{B} \rrbracket(\gamma^\epsilon) = \llbracket \mathcal{P} \rrbracket(\epsilon)$  for all  $\epsilon: \text{Var} \rightarrow \mathbb{D}$ . Any BDD  $\mathcal{B}$  over  $P\text{Var}$  and  $\gamma$  trivially exhibits an equivalent PDD  $\gamma(\mathcal{B})$  that arises from  $\mathcal{B}$  by changing the labeling of each decision node  $d \in D_{\mathcal{B}}$  to  $\gamma(\lambda_{\mathcal{B}}(d))$ . A path in  $\mathcal{B}$  is *predicate consistent* w.r.t.  $\gamma$  if its corresponding path in

**Algorithm 1**  $\text{PDD2BDD}(\mathcal{P}, \gamma, \pi)$ : compile PDD  $\mathcal{P}$  to the  $\pi$ -BDD  $\mathcal{B}$  w.r.t.  $\gamma$

**Input:** PDD  $\mathcal{P} = (N, \text{Var}, \text{Act}, \lambda, \text{succ}, r)$ , bijection  $\gamma: P\text{Var} \rightarrow \lambda(D)$ ,  $P\text{Var}$  order  $\pi$   
**Output:** A  $\pi$ -BDD  $\mathcal{B}$   
1: **if**  $\lambda(r) \subseteq \text{Act}$  **then** ▷ action set labeled root  
2:   **return**  $\mathcal{B} = (\{r\}, P\text{Var}, \text{Act}, \{(r, \lambda(r))\}, \pi, \emptyset, r)$   
3: **else** ▷ predicate labeled root  
4:    $\mathcal{B}_0 \leftarrow \text{PDD2BDD}(\mathcal{P}_{\text{succ}(r,0)}, \gamma, \pi)$  ▷ compile 0-successor PDD  
5:    $\mathcal{B}_1 \leftarrow \text{PDD2BDD}(\mathcal{P}_{\text{succ}(r,1)}, \gamma, \pi)$  ▷ compile 1-successor PDD  
6:   **return**  $\mathcal{B} = \text{ITE}(\gamma^{-1}(\lambda(r)), \mathcal{B}_1, \mathcal{B}_0)$

the PDD  $\gamma(\mathcal{B})$  is consistent. Likewise,  $\mathcal{B}$  is *predicate consistent* w.r.t.  $\gamma$  if  $\gamma(\mathcal{B})$  is consistent. Note that we consider BDDs to be reduced and ordered, hence  $\gamma(\mathcal{B})$  is a reduced and ordered PDD. The other way around, any reduced ordered PDD  $\mathcal{P}$  directly provides a BDD by defining Boolean variables  $P\text{Var}$  for each predicate in  $\mathcal{P}$  towards a predicate bijection  $\gamma$  where each labeling of decision nodes  $d \in D$  are replaced by a predicate variable  $\gamma^{-1}(\lambda(d))$ .

The main advantages of BDDs, namely canonicity and concise representation of Boolean functions, cannot directly be expected for PDDs. Our goal is hence to enable these desirable properties also for PDDs, including possibilities to exploit mature theory and broad tool support available for BDDs. While ordering, reducedness, and (predicate) consistency are obviously maintained by the transformations above, our main application concerns PDDs in form of DTs, which are a priori neither ordered nor reduced.

Algorithm 1 compiles a PDD  $\mathcal{P}$  into a BDD  $\mathcal{B}$  that is equivalent to  $\mathcal{P}$  modulo  $\gamma$ . The algorithm recursively traverses the PDD until reaching an action node (see Line 2) which is directly returned as BDD with an action node as root. Here, we assume the standard ITE operator for BDDs (if-then-else) to implement the interpretation of the root predicate  $\lambda(r)$  by the BDD predicate variable  $x = \gamma^{-1}(\lambda(r))$ . The ITE operator implements the Shannon expansion of  $\llbracket \mathcal{B} \rrbracket$  that yields  $\llbracket \mathcal{B}_1 \rrbracket$  if  $x$  holds and  $\llbracket \mathcal{B}_0 \rrbracket$  otherwise. Note that standard BDD tooling supports ITE and maintains reducedness and ordering.

**Example 4.2.** Figure 3a shows an application of Algorithm 1 on the PDD in Figure 2b according to the variable order  $\pi = (p_1, p_0)$  over predicate variables  $X = \{p_0, p_1\}$  with  $\gamma(p_0) = (x > 0)$  and  $\gamma(p_1) = (x > 2)$ . Note that the resulting  $\pi$ -BDD is not predicate consistent, since  $x > 2$  implies also  $x > 0$  and hence,  $(x > 2) \wedge \neg(x > 0)$  is unsatisfiable, leading the 0-successor of  $x > 0$  to induce inconsistent paths (in red).

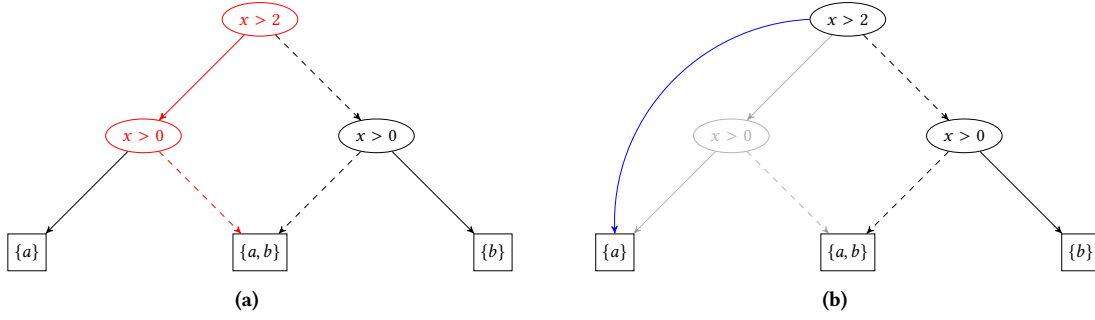


Figure 3: Compilation of the DT in Figure 2b to a (predicate inconsistent) BDD (left) using Algorithm 1. A predicate consistent BDD (right) can be created by replacing the inconsistent part by the blue edge using Algorithm 2.

**Algorithm 2**  $PCONSISTENCY(\mathcal{B}, \gamma, \phi)$ : Turn a  $\pi$ -BDD  $\mathcal{B}$  into a  $\pi$ -BDD  $\mathcal{B}'$  predicate consistent w.r.t. predicate bijection  $\gamma$

**Input:**  $\pi$ -BDD  $\mathcal{B} = (N, PVar, Act, \lambda, \pi, succ, r)$ ,  $\gamma: PVar \rightarrow \mathbb{P}(Var, \mathbb{D})$ , context predicate formula  $\phi$  over  $\mathbb{P}(Var, \mathbb{D})$

**Output:** A  $\pi$ -BDD  $\mathcal{B}'$

```

1: if  $\lambda(r) \subseteq Act$  then ▷ actions (base)
2:   return  $\mathcal{B}' = (\{r\}, PVar, Act, \{(r, \lambda(r))\}, \pi, \emptyset, r)$ 
3: else ▷ predicates (recursion step)
4:   if  $\phi \wedge \gamma(\lambda(r))$  is satisfiable then
5:      $\mathcal{B}'_1 \leftarrow PCONSISTENCY(\mathcal{B}_{succ(r,1)}, \gamma, \phi \wedge \gamma(\lambda(r)))$ 
6:     if  $\phi \wedge \neg\gamma(\lambda(r))$  is satisfiable then
7:        $\mathcal{B}'_0 \leftarrow PCONSISTENCY(\mathcal{B}_{succ(r,0)}, \gamma, \phi \wedge \neg\gamma(\lambda(r)))$ 
8:       return  $\mathcal{B}' = ITE(\lambda(r), \mathcal{B}'_1, \mathcal{B}'_0)$ 
9:   else
10:    return  $\mathcal{B}' = \mathcal{B}'_1$ 
11: else
12:    $\mathcal{B}'_0 \leftarrow PCONSISTENCY(\mathcal{B}_{succ(r,0)}, \gamma, \phi \wedge \neg\gamma(\lambda(r)))$ 
13:   return  $\mathcal{B}' = \mathcal{B}'_0$ 

```

LEMMA 4.3. Given a PDD  $\mathcal{P}$ , a predicate bijection  $\gamma$  for  $\mathcal{P}$  over variables  $PVar$ , and a total order  $\pi$  over  $PVar$ ,  $PDD2BDD(\mathcal{P}, \gamma, \pi)$  (see Algorithm 1) returns a  $\pi$ -BDD that is equivalent modulo  $\gamma$  to  $\mathcal{P}$ .

**4.1.2 Predicate Consistent BDDs.** The BDD returned by Algorithm 1 does not have to be predicate consistent. Since PDDs are a priori not ordered, inconsistent orders of decisions might be enforced by the order  $\pi$  along  $PDD2BDD$  performs its compilation (see Figure 3a). We now present a simple yet effective method to prune inconsistent branches in BDDs while maintaining their semantics in Algorithm 2. Here, we rely on satisfiability solving over predicate formulas, an instance of a classical problem for state-of-the-art SMT solvers. The algorithm traverses the BDD and keeps track of the visited predicates that were considered to be satisfied or not. The latter is achieved by a *context predicate formula*  $\phi$  that is a conjunction over all past satisfaction decisions on predicates. If one of the predicates assigned to the current decision node or its negation is unsatisfiable within the context, then the opposite decision is taken and the corresponding decision node is returned. Note that it cannot be that a predicate and its negation are both unsatisfiable.

LEMMA 4.4. For a given  $\pi$ -BDD  $\mathcal{B}$  over  $PVar$  and a predicate bijection  $\gamma: PVar \rightarrow \mathbb{P}(Var, \mathbb{D})$ ,  $PCONSISTENCY(\mathcal{B}, \gamma, \text{true})$  (see Algorithm 2) returns a predicate consistent  $\pi$ -BDD  $\mathcal{B}'$  that has the

same semantics modulo  $\gamma$  as  $\mathcal{B}$ , i.e.,  $\llbracket \mathcal{B} \rrbracket(\gamma^\epsilon) = \llbracket \mathcal{B}' \rrbracket(\gamma^\epsilon)$  for all  $\epsilon: Var \rightarrow \mathbb{D}$ .

*Example 4.5.* Fig. 3b shows how to create a predicate-consistent  $\pi$ -BDD from the  $\pi$ -BDD in Fig. 3a. The left  $p_0$ -node (labeled by the predicate “ $x > 0$ ”) can be safely removed and the 1-successor of the root is redirected to the leftmost  $a$ -node (i.e., by removing the greyed part and introducing the blue branch).

Combining Lemma 4.3 and Lemma 4.4, we obtain a method for predicate consistent BDD representations of a given PDD and can benefit from standard BDD techniques to represent control policies:

THEOREM 4.6. Given a PDD  $\mathcal{P}$  and a total order  $\pi$  on its predicates there is a consistent reduced  $\pi$ -PDD represented by a predicate consistent BDD semantically equivalent to  $\mathcal{P}$ .

## 4.2 Towards PDD Explanations

Due to BDDs admitting a canonical representation of Boolean functions w.r.t. to a given variable order and being reduced, BDDs admit minimal functional representations. This renders BDDs also suitable for explanations: According to Occam’s razor, the best explanation for a phenomenon is the most simple one amongst all possible explanations (cf. [34]). Still, minimality heavily relies on fixing a variable order and a better explanation is possible (i.e., a smaller BDD representation) for a different variable order.

**4.2.1 Variable-order Optimization.** Compared to DTs and hence general PDDs, however, enforcing a variable order comes at its price, possibly countering concise representation. The latter phenomenon is well-known in the field of BDDs where switching to variable trees instead of orders can provide exponentially more compact representations [23]. Also different variable orders already might yield even more concise representations.

Thanks to our BDD representation of consistent reduced ordered PDDs (see Theorem 4.6), the advantages of BDDs carry over to PDDs, ensuring concise representations for a given variable order. Fortunately, this holds also for well-known techniques applicable on BDDs to mitigate variable order restrictions. Deciding whether a given variable order is suboptimal is an NP-complete problem [11]. To this end, heuristics have been developed to find good variable orders. One prominent method that is applicable on already constructed BDDs is provided by Rudell’s sifting method [55]. The idea

behind this technique is to permute adjacent variables in the variable order by swapping levels of decision nodes in-place, leading to a permutation that provides smaller diagram sizes. The result of one swap operation applied on the (consistent reduced ordered) PDD of Fig. 2 on variables for predicates  $x > 0$  and  $x > 2$  can be seen in Fig. 3. Here, the resulting BDD increases in size and thus, such a swap might be not considered as favorable towards a better variable ordering. However, sifting minimizes the BDDs taking on a Boolean interpretation of the variables. If the BDD represents a PDD (see Lemma 4.3) the semantic interpretation of predicates is not taken into account. To this end, sifting might introduce inconsistent branches, i.e., turn even a predicate consistent BDD into an inconsistent one. A similar observation has been already drawn when reordering linear DDs [19]. In our previous example of the swap operation onto Fig. 2, this phenomenon can be seen in Fig. 3, where a decision of not  $x > 0$  cannot be satisfied after deciding for  $x > 2$ . Hence, BDDs standing for PDDs can be further reduced after sifting through our consistency transformation given in Algorithm 2.

**4.2.2 Care-set Reduction.** In practice, controller policies are usually provided by partial functions, where decisions in certain states are not relevant and can be chosen arbitrarily. DT learning algorithms for their explanation exploit these to reduce their size. Differently, PDDs and BDDs represent total functions, not exploiting the full potential for even more concise representations. Fortunately, this application is well-understood in the field of BDD-based symbolic verification, where fixed points over partial state domains are crucial towards performant verification algorithms. For this, Coudert and Madre introduced the *restrict operator* [22] that minimizes a given BDD according to a *care set* of variable evaluations. Technically, nodes whose semantics agree in all evaluations in the care set are merged into existing nodes, exploiting the sharing in BDDs. In our setting, we apply the restrict operator on the domain of the controller function as care set. We then obtain a reduced ordered consistent PDDs that has a smaller size and yields the same outcomes for all original state-action pairs used to learn the (total control policy representing) DT. The outcomes for other state evaluations than in the domain of the state-action pairs are used to reduce the size of the PDD, leading to a total policy representation that is likely to differ from the one represented by the original DT. Note that the restrict operation does not introduce new inconsistencies as it does not change the predicate order in PDDs and only removes nodes on decision paths.

## 5 Experimental Evaluation

In this section, we describe our experimental setup and compare several kinds of controller representations: BDDs with bit-blasting (bbBDDs), DTs, and reduced ordered PDDs (including reordered and consistent variants). Our experimental results show that, i) PDDs are almost as effective as a controller representation as DTs (answering RQ<sub>2</sub>), ii) PDDs are more compact and explainable than bbBDDs (answering RQ<sub>1</sub>), and iii) our reduction methods for PDDs are effective for controller representation (answering RQ<sub>3</sub>).

**Benchmarks.** For evaluation, and to align with the existing comparison of DTs and bbBDDs, we use the standard benchmarks of the tool DTCONTROL [7]. The benchmarks contain permissive policies for cyber-physical systems exported from SCOTS [56] and

UPPAAL [24] and from the Quantitative Verification Benchmark Set [36], also including models from the PRISM Benchmark Suite [42]. These case studies were solved using STORM [25] and exported as JSON files. The policies given by SCOTS or UPPAAL are permissive. STORM only exports deterministic policies.

**Experiment Setup.** Our experiments were executed on a desktop machine with the following configuration: one 4.70 GHz CPU (AMD Ryzen™ 7 PRO 5750G) with 16 processing units (virtual cores), 66 GB RAM, and 22.04.1-Ubuntu as operating system.

**Synthesis Pipeline.** We implemented our approach in the tool DTCONTROL [7] using a python wrapper to the BDD library BUDDY [43]. Fig. 4 shows the pipeline we used to construct consistent reduced ordered PDDs from tabular policies. DTs are learnt from given controller policies (with axis-aligned predicates using entropy as the impurity measure), compiling them into BDDs by Algorithm 1, optimizing their variable ordering through reordering, and ensuring their predicate consistency before applying care-set reduction.

**Extensions.** Our implementation also supports PDDs with linear predicates, i.e., where the decision node could contain an inequality of a linear combination of variables. We restricted ourselves to axis-aligned predicates (that use only one variable in the decision nodes) as they are easier to interpret. Further, in our initial experiments, we found that using linear predicates also resulted in less sharing and thus larger PDDs. For our pipeline, the reductions can be also put into different order. However, we here chose the order that led to the best results on average.

**BDD Implementation.** We constructed BDDs starting from an initial variable ordering that closely follows the structure of the learnt DT. Reordering is then performed until convergence. Note that towards a more fair comparison we do not include the multiplicities of action nodes in DTs and only count decision nodes. Further, to ensure a more fair comparison towards explainability, our bit-blasting BDDs are not encoding actions binary and not choosing a complemented edge representation as done, e.g., in [7].

### 5.1 Concise PDD Representation

Towards answering RQ<sub>2</sub> and RQ<sub>1</sub>, we conducted several experiments those results are shown in Table 1. Here, we investigated the representation gaps between bbBDDs, PDDs, and DTs.

**5.1.1 Gap Between Decision Diagrams and DTs.** Using the classical BDD-based representation of control policies through bit-blasted BDDs (bbBDDs), there is a well-known gap between bbBDDs and DT sizes [7]. The key question is whether PDDs can be used instead of DTs without efficiency drop (increase in size). For this, we first report on the degree of closing the gap defined as

$$R_{gap} = (bbBDD - PDD) / (bbBDD - DT)$$

where *bbBDD*, *DT*, and *PDD* denote the number of decision nodes in the smallest bbBDD that we found, the DT generated using DTCONTROL, and the reduced ordered concise PDDs generated using our synthesis pipeline, respectively. An  $R_{gap}$  value closer to 1 means a PDD improves almost to the level of DTs in term of size, while a value closer to 0 means a PDD remains as bad as bbBDDs. The computation excludes the cases (three in total) where the DTs are larger than bbBDDs and the PDDs are smaller (*10rooms*, *traffic\_30m*, and *elevators.a-11-9*), i.e., where PDDs are even smaller

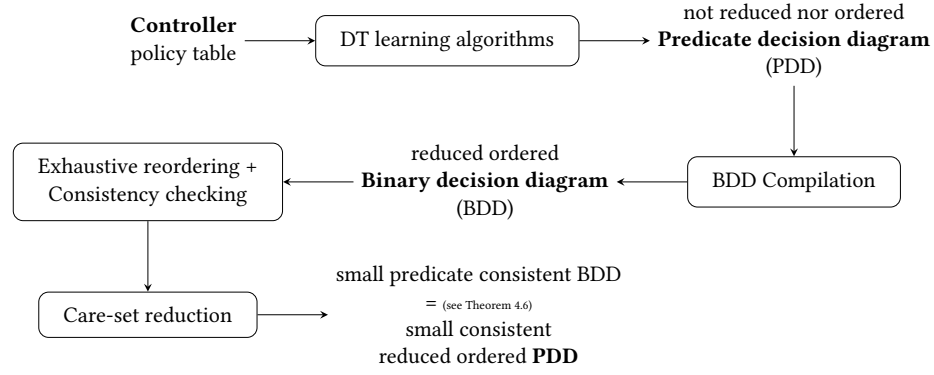


Figure 4: PDD synthesis pipeline used in the experiments

**Table 1: Number of decision nodes in representations of controllers.** The upper part of the table contains permissive policies from SCOTS and UPPAAL, while the lower part contains deterministic policies from STORM. “States” is the number of states in the controller. #shared denoted the number of shared nodes in the PDD. The DTs are generated using DTCONTROL with entropy impurity measure, axis-aligned predicates, without early-stopping. The smallest size in each row is written in bold.

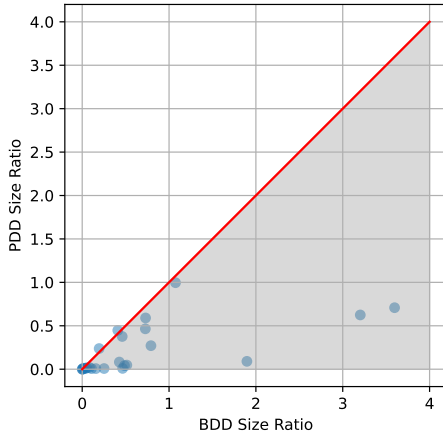
Controllers	States	bbBDD	DT	PDD	#shared	$\frac{DT}{bbBDD}$	$\frac{PDD}{bbBDD}$	$\frac{PDD}{DT}$
10rooms	26244	1102	8648	<b>344</b>	211	7.85	0.31	0.04
cartpole	271	197	<b>126</b>	<b>126</b>	0	0.64	0.64	1
cruise-latest	295615	2115	493	<b>476</b>	66	0.23	0.23	0.97
dcdc	593089	814	<b>135</b>	<b>135</b>	0	0.17	0.17	1
helicopter	280539	3348	3169	<b>3158</b>	486	0.95	0.94	1
traffic_30m	16639662	4522	6286	<b>2350</b>	1538	1.39	0.52	0.37
beb.3-4.LineSeized	4173	1051	<b>32</b>	<b>32</b>	0	0.03	0.03	1
blocksworld.5	1124	4043	<b>617</b>	796	13	0.15	0.20	1.29
cdrive.10	1921	6151	<b>1200</b>	<b>1200</b>	0	0.20	0.20	1
consensus.2.disagree	2064	112	33	<b>31</b>	1	0.29	0.28	0.94
csma.2-4.some_before	7472	1172	<b>51</b>	53	2	0.04	0.05	1.04
eajs.2.100.5.ExpUtil	12627	1349	<b>83</b>	85	7	0.06	0.06	1.02
echoring.MaxOffline1	104892	48765	<b>934</b>	970	94	0.02	0.02	1.04
elevators.a-11-9	14742	6790	8163	<b>5555</b>	2756	1.20	0.82	0.68
exploding-blocksworld.5	76741	39436	<b>2490</b>	3635	1346	0.06	0.09	1.46
firewire_abst.3.rounds	610	51	<b>12</b>	<b>12</b>	0	0.24	0.24	1
ij.10	1013	<b>415</b>	645	453	222	1.55	1.09	0.70
pacman.5	232	440	<b>21</b>	<b>21</b>	0	0.05	0.05	1
philosophers-mdp.3	344	251	<b>195</b>	203	5	0.78	0.81	1.04
pnueli-zuck.5	303427	<b>59217</b>	85685	72192	26941	1.45	1.22	0.84
rabin.3	704	301	<b>55</b>	58	0	0.18	0.19	1.05
rectangle-tireworld.11	241	259	<b>240</b>	<b>240</b>	0	0.93	0.93	1
triangle-tireworld.9	48	38	<b>13</b>	<b>13</b>	0	0.34	0.34	1
wlan_dl.0.80.deadline	189641	6591	<b>1684</b>	1824	199	0.26	0.28	1.08
zeroconf.1000.4.true	1068	520	<b>41</b>	44	1	0.08	0.08	1.07
Geometric means						0.27	0.23	0.84

than the DTs. We bridge the gap between BDD and DT sizes on average by 88%. Consequently, we claim that PDD can safely replace DT without serious risks of efficiency decrease.

Towards **RQ<sub>1</sub>** and **RQ<sub>2</sub>**, reduced ordered consistent PDDs can close the well-known gap between bbBDDs and DTs for concise control policy representation.

**5.1.2 Comparison With Bit-blasted BDDs.** For representing control policies, reduced ordered consistent PDDs can be expected





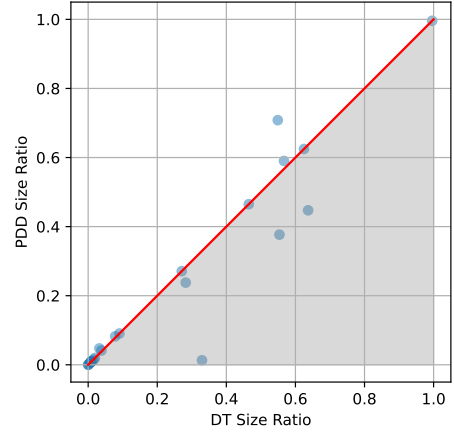
**Figure 5: Comparison of normalized sizes of constructed PDDs and bbBDDs. Ratios of PDD (bbBDD, respectively) sizes to the number of states in the represented controller.**

to be more explainable than bbBDDs: First, BDDs need multiple Boolean variables to represent state variables, which makes the representation less comprehensible. For instance, if there is a simple predicate  $temp \leq 19$ , then already at least five decisions on five Boolean variables (required to numerically represent 19) have to be made. A single predicate used in a PDD cannot only express the conditions on state variables, but also often captures the relation between multiple state variables easily. Appendix B contains an example of this explainability.

Second, following Occam’s Razor, PDDs can be significantly more concise compared to bbBDDs, as we show in Table 1. Here, PDDs are on (geometric) average 77% smaller than the bbBDDs. This is an improvement over DTs, which are 73% smaller than bbBDDs. In Fig. 5, we provide an overview by comparing two normalized ratios: (i) *bbBDD size ratio* (ratio of the size of the constructed bbBDDs to the number of states in the system); and (ii) *PDD size ratio* (ratio of the size of the constructed PDDs to the number of states in the system). With the exception of two cases (*ij.10* and *pnueli-zuck.5*), the PDDs are notably smaller than the bbBDDs. In some cases (*blockworld.5* and *cdrive.10*), the number of decision nodes in the bbBDDs are three times the size of the policy tables, not offering a smaller representation of a policy. In contrast, PDDs consistently succeed in providing compact representations.

For **RQ<sub>1</sub>**, reduced ordered consistent PDDs provide on average a more concise representations of control policies than bbBDDs.

**5.1.3 Comparison with DTs.** PDDs uses predicates as used in DTs, rendering decisions interpretable. However, due to merging isomorphic subdiagrams, common decision making can also be revealed through very same decision nodes, adding a component of explainability in contrast to DTs. A similar improvement in explainability can also be observed in software engineering when avoiding code duplication [64]. Further, node sharing often decreases the size of the diagram, adding explainability following Occam’s Razor. Thus, to assess the effectiveness of PDDs for explainability, we need to consider the effect of sharing of nodes due the subgraph merging.



**Figure 6: Comparison of normalized sizes of PDDs and DTs constructed. For a structure  $S \in \{DT, PDD\}$ ,  $S$  size ratio is the ratio of the size of  $S$  to the number of states in the system.**

In terms of size, we examine whether reduction rules (such as subgraph merging) compensate for the strict order of predicates. As reported in Table 1, PDDs are on (geometric) average 16% smaller than the DTs. In Fig. 6, we provide an overview by comparing two normalized ratios: (i) *DT size ratio* (ratio of the size of the constructed DTs to the number of states in the system); and (ii) *PDD size ratio* (ratio of the size of the constructed PDDs to the number of states in the system). In 8 of the examples, the generated PDDs have the same size as the DTs. For some large controllers, we have produced smaller PDDs in comparison to the DT representation.

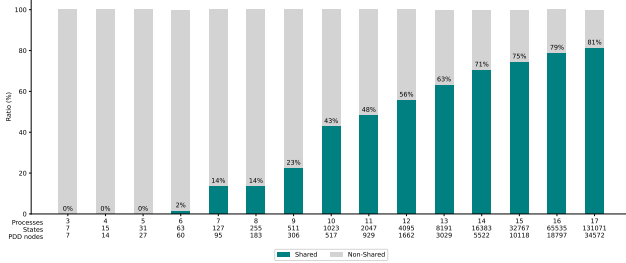
Is the case of *10rooms*, where we compressed the DT by a factor of 25 while producing the PDD. Interestingly, the cases where bbBDDs provides smaller representation than DTs exhibit PDDs that have either created the smallest representation among the three (in case of *10rooms*, *traffic\_30m*, *elevators.a-11-9*), or managed to reduce the gap of size (in case of *ij.10*, *pnueli-zuck.5*).

The column marked with “#shared” in Table 1 gives the number of *shared nodes* in PDDs. In two cases (*10rooms* and *traffic\_30m*), the PDDs contains more than 60% shared nodes (nodes with at least two parent edges). Note that, the DT-learning algorithms are optimized to create small tree-like structures without node sharing. As a result, only in larger models, we encounter isomorphic subdiagrams which can be merged while creating shared nodes in PDDs.

To illustrate this, we used the Israeli Jalfon randomized self-stabilizing protocol [39] from the PRISM benchmarks. We extracted policies for different number of processes (3 to 17) and created PDD representations of the policies and observed the ratio of shared nodes in the PDD. With increasing number of processes, the number of states in the system grows exponentially. Smaller models have no shared nodes, but as the number of processes increases, the percentage of shared nodes in the PDD increases as well (See Fig. 7; for a detailed description, see Appendix Appendix D). For example, with 17 processes, out of 34572 nodes in the PDD, more than 80% nodes have at least two parent edges. This demonstrates that PDDs become more efficient in larger models.

**Table 2: Number of decision nodes in the PDDs generated in each step of the pipeline**

Controllers	DT learning	BDD compilation	Reordering	Consistency transformation	Care-set reduction
10rooms	8648	1332	419	344	344
carpole	126	206	172	133	126
cruise-latest	493	1091	554	479	476
dcdc	135	149	135	135	135
helicopter	3169	10294	5577	3276	3158
traffic_30m	6286	11088	5461	2497	2350
beb.3-4.LineSeized	32	33	32	32	32
blocksworld.5	617	2646	1742	1526	796
cdrive.10	1200	9442	3828	3828	1200
consensus.2.disagree	33	48	36	33	31
csm.2-4.some_before	51	78	60	58	53
eajs.2.100.5.ExpUtil	83	108	81	81	85
echoring.MaxOffline1	934	4429	1288	1274	970
elevators.a-11-9	8163	16563	6126	6077	5555
exploding-blocksworld.5	2490	14857	6648	6504	3635
firewire_abst.3.rounds	12	12	12	12	12
ij.10	645	458	452	452	453
pacman.5	21	28	23	23	21
philosophers-mdp.3	195	310	246	205	203
pnueli-zuck.5	85685	1304402	496033	73139	72192
rabin.3	55	80	62	59	58
rectangle-tireworld.11	240	281	274	240	240
triangle-tireworld.9	13	14	14	13	13
wlan_dl.0.80.deadline	1684	13763	3513	2004	1824
zeroconf.1000.4.true.correct_max	41	60	55	56	44

**Figure 7: Fraction of shared nodes in PDDs for a self-stabilizing protocol with increasing number of processes.**

Answering **RQ<sub>2</sub>**, PDDs provide on average a more concise representation of control policies than DTs, largely benefitting from node sharing and common decision making.

## 5.2 Ablation Studies

Table 2 shows the impact of each step of our PDD synthesis pipeline (see Fig. 4). We only summarized the number of decision nodes towards a fair comparison, since in DTs the terminal nodes are duplicated even when the outcome is the same, leading to massively more nodes than for decision diagrams. We see that imposing an order on predicates usually increases the number of nodes and does

not outweigh the possibility of merging isomorphic subdiagrams. Most drastically, this can be seen with *pnueli-zuck.5*, where the resulting PDD size is more than 15 times as big as the DT. Reordering then has great impact, reducing the sizes of the PDDs significantly, especially for the larger examples. For *pnueli-zuck.5*, it more than halves the number of nodes. As apparent from Table 2, consistency and care-set reduction have not always big impact but can also reduce PDD sizes: ensuring consistency can lead to 85% reduction (*pnueli-zuck.5*) and care-set reduction can reduce diagram sizes up to 68% (*cdrive.10*).

Answering **RQ<sub>3</sub>**, consistency, reordering, and care-set reductions are effective for control strategies represented by PDDs.

## 6 Conclusion

BDDs provide concise representations of data that have a mature theory and broad tool support, while DTs are explainable due to their interpretable predicates and enjoy many performing learning algorithms. Thus, it is desirable to establish representations for compact control policies that unite the benefits of both data structures. We introduced *predicate decision diagrams (PDDs)* along with a synthesis pipeline to generate PDDs from DTs and exploit BDD reduction techniques towards concise representations. We found that the sizes of PDDs are on par with DT in most of the control policies we investigated. This improves the state of the art

in BDD-based representations such that PDDs can now be used as a viable alternative to DT as explainable data structure, but with also indicating common decision making through subdiagram merging.

For future work, we suggest an even tighter interaction between the approaches, namely designing a DT learning algorithm specifically preferring choices of predicates that lead to increased sharing of isomorphic subgraphs in the induced PDD, leading to yet more compact and explainable representations.

## Acknowledgments

Authors in alphabetic order. This work was partially supported by the DFG under the projects TRR 248 (see <https://perspicuous-computing.science>, project ID 389792660) and EXC 2050/1 (CeTI, project ID 390696704, as part of Germany's Excellence Strategy), by the NWO through Veni grant VI.Veni.222.431, and the MUNI Award in Science and Humanities (MUNI/I/1757/2021) of the Grant Agency of Masaryk University.

## References

- [1] 2019. Ethics Guidelines for Trustworthy AI - European Commission, Directorate-General for Communications Networks, Content and Technology. <https://data.europa.eu/doi/10.2759/177365>.
- [2] 2020. Four Principles of Explainable Artificial Intelligence - (U.S.) National Institute of Standards and Technology (NIST). <https://doi.org/10.6028/NIST.IR.8312-draft>.
- [3] 2021. Proposal for a Regulation laying down harmonised rules on artificial intelligence (Artificial Intelligence Act) and amending certain Union legislative acts, COM(2021) 206 final - European Commission. <https://ec.europa.eu/transparency/regdoc/rep/1/2021/EN/COM-2021-206-F1-EN-MAIN-PART-1.PDF>.
- [4] Amina Adadi and Mohammed Berrada. 2018. Peeking inside the black-box: a survey on explainable artificial intelligence (XAI). *IEEE access* 6 (2018), 52138–52160.
- [5] Pranav Ashok, Tomáš Brázdil, Krishnendu Chatterjee, Jan Křetínský, Christoph H. Lampert, and Viktor Toman. 2019. Strategy Representation by Decision Trees with Linear Classifiers. In *QEST (Lecture Notes in Computer Science, Vol. 11785)*. Springer, 109–128.
- [6] Pranav Ashok, Mathias Jackermeier, Pushpak Jagtap, Jan Křetínský, Maximilian Weininger, and Majid Zamani. 2020. dtControl: decision tree learning algorithms for controller representation. In *HSCC '20: 23rd ACM International Conference on Hybrid Systems: Computation and Control, Sydney, New South Wales, Australia, April 21-24, 2020*, Aaron D. Ames, Sanjit A. Seshia, and Jyotirmoy Deshmukh (Eds.). ACM, 30:1–30:2. <https://doi.org/10.1145/3365365.3383468>
- [7] Pranav Ashok, Mathias Jackermeier, Jan Křetínský, Christoph Weinhuber, Maximilian Weininger, and Mayank Yadav. 2021. dtControl 2.0: Explainable Strategy Representation via Decision Tree Learning Steered by Experts. In *TACAS (2) (Lecture Notes in Computer Science, Vol. 12652)*. Springer, 326–345.
- [8] Pranav Ashok, Jan Křetínský, Kim Guldstrand Larsen, Adrien Le Coënt, Jakob Haahr Taankvist, and Maximilian Weininger. 2019. SOS: Safe, Optimal and Small Strategies for Hybrid Markov Decision Processes. In *QEST (Lecture Notes in Computer Science, Vol. 11785)*. Springer, 147–164.
- [9] R.I. Bahar, E.A. Frohm, C.M. Gaona, G.D. Hachtel, E. Macii, A. Pardo, and F. Somenzi. 1997. Algebraic Decision Diagrams and Their Applications. *Formal Methods in System Design* 10, 2 (1997), 171–206.
- [10] Clark Barrett, Roberto Sebastiani, Sanjit Seshia, and Cesare Tinelli. 2021. Satisfiability Modulo Theories. In *Handbook of Satisfiability, Second Edition*, Armin Biere, Marijn J. H. Heule, Hans van Maaren, and Toby Walsh (Eds.). Frontiers in Artificial Intelligence and Applications, Vol. 336. IOS Press, Chapter 33, 825–885. <http://theory.stanford.edu/~barrett/pubs/BSST21.pdf>
- [11] B. Bollig and I. Wegener. 1996. Improving the variable ordering of OBDDs is NP-complete. *IEEE Trans. Comput.* 45, 9 (1996), 993–1002. <https://doi.org/10.1109/12.537122>
- [12] Craig Boutilier, Richard Dearden, and Moisés Goldszmidt. 1995. Exploiting Structure in Policy Construction. In *IJCAI*. Morgan Kaufmann, 1104–1113.
- [13] Tomáš Brázdil, Krishnendu Chatterjee, Martin Chmelik, Andreas Fellner, and Jan Křetínský. 2015. Counterexample Explanation by Learning Small Strategies in Markov Decision Processes. In *CAV (1) (Lecture Notes in Computer Science, Vol. 9206)*. Springer, 158–177.
- [14] Tomáš Brázdil, Krishnendu Chatterjee, Jan Křetínský, and Viktor Toman. 2018. Strategy Representation by Decision Trees in Reactive Synthesis. In *TACAS (1) (Lecture Notes in Computer Science, Vol. 10805)*. Springer, 385–407.
- [15] Leo Breiman, J. H. Friedman, R. A. Olshen, and C. J. Stone. 1984. *Classification and Regression Trees*. Wadsworth.
- [16] Randal E. Bryant. 1986. Graph-Based Algorithms for Boolean Function Manipulation. *IEEE Trans. Computers* 35, 8 (1986), 677–691.
- [17] Gianpiero Cabodi, Paolo E. Camurati, Alexey Ignatiev, João Marques-Silva, Marco Palena, and Paolo Pasini. 2021. Optimizing Binary Decision Diagrams for Interpretable Machine Learning Classification. In *Design, Automation & Test in Europe Conference & Exhibition, DATE 2021, Grenoble, France, February 1-5, 2021*. IEEE, 1122–1125. <https://doi.org/10.23919/DATE51398.2021.9474083>
- [18] Roberto Cavada, Alessandro Cimatti, Anders Franzen, Krishnamani Kalyanasundaram, Marco Roveri, and R.K. Shyamasundar. 2007. Computing Predicate Abstractions by Integrating BDDs and SMT Solvers. In *Formal Methods in Computer Aided Design (FMCAD '07)*. 69–76. <https://doi.org/10.1109/FAMCAD.2007.35>
- [19] Sagar Chaki, Arie Gurfinkel, and Ofer Strichman. 2009. Decision diagrams for linear arithmetic. In *Proceedings of 9th International Conference on Formal Methods in Computer-Aided Design, FMCAD 2009, 15-18 November 2009, Austin, Texas, USA*. IEEE, 53–60. <https://doi.org/10.1109/FMCAD.2009.5351143>
- [20] Kenil C. K. Cheng and Roland H. C. Yap. 2005. Constrained Decision Diagrams. In *Proceedings, The Twentieth National Conference on Artificial Intelligence and the Seventeenth Innovative Applications of Artificial Intelligence Conference, July 9-13, 2005, Pittsburgh, Pennsylvania, USA*, Manuela M. Veloso and Subbarao Kambhampati (Eds.). AAAI Press / The MIT Press, 366–371. <http://www.aaai.org/Library/AAAI/2005/aaai05-058.php>
- [21] Alessandro Cimatti, Marco Roveri, and Paolo Traverso. 1998. Automatic OBDD-Based Generation of Universal Plans in Non-Deterministic Domains. In *AAAI/IAAI*. AAAI Press / The MIT Press, 875–881.
- [22] O. Coudert and J.C. Madre. 1990. A unified framework for the formal verification of sequential circuits. In *1990 IEEE International Conference on Computer-Aided Design. Digest of Technical Papers*. 126–129. <https://doi.org/10.1109/ICCAD.1990.129859>
- [23] Adnan Darwiche. 2011. SDD: a new canonical representation of propositional knowledge bases. In *Proceedings of the Twenty-Second International Joint Conference on Artificial Intelligence - Volume Volume Two (Barcelona, Catalonia, Spain) (IJCAI'11)*. AAAI Press, 819–826.
- [24] Alexandre David, Peter Gjø Jensen, Kim Guldstrand Larsen, Marius Mikucionis, and Jakob Haahr Taankvist. 2015. Uppaal Stratego. In *TACAS (Lecture Notes in Computer Science, Vol. 9035)*. Springer, 206–211.
- [25] Christian Dehnert, Sebastian Junges, Joost-Pieter Katoen, and Matthias Volk. 2017. A Storm is Coming: A Modern Probabilistic Model Checker. In *CAV (2) (Lecture Notes in Computer Science, Vol. 10427)*. Springer, 592–600.
- [26] Giuseppe Della Penna, Benedetto Intrigila, Nadia Lauri, and Daniele Magazzini. 2009. Fast and Compact Encoding of Numerical Controllers Using OBDDs. In *Informatics in Control, Automation and Robotics: Selected Papers from the International Conference on Informatics in Control, Automation and Robotics 2008*, Juan Andrade Cetto, Jean-Louis Ferrier, and Joaquim Filipe (Eds.). Springer Berlin Heidelberg, Berlin, Heidelberg, 75–87.
- [27] Clemens Dubsiaff, Verena Klös, and Juliane Päßler. 2024. Template Decision Diagrams for Meta Control and Explainability. In *Explainable Artificial Intelligence*, Luca Longo, Sebastian Lapuschkin, and Christin Seifert (Eds.). Springer Nature Switzerland, Cham, 219–242.
- [28] Yolanda E-Martin, María D R-Moreno, and David E Smith. 2014. Progressive heuristic search for probabilistic planning based on interaction estimates. *Expert Systems* 31, 5 (2014), 421–436.
- [29] Alexandre M. Florio, Pedro Martins, Maximilian Schiffer, Thiago Serra, and Thibaut Vidal. 2023. Optimal Decision Diagrams for Classification. *Proceedings of the AAAI Conference on Artificial Intelligence* 37, 6 (Jun. 2023), 7577–7585. <https://doi.org/10.1609/aaai.v37i6.25920>
- [30] Pascal Fontaine and E. Pascal Gribomont. 2002. Using BDDs with Combinations of Theories. In *Logic for Programming, Artificial Intelligence, and Reasoning*, Matthias Baaz and Andrei Voronkov (Eds.). Springer Berlin Heidelberg, Berlin, Heidelberg, 190–201.
- [31] Jan Friso Groote and Jaco van de Pol. 2000. Equational Binary Decision Diagrams. In *Logic for Programming and Automated Reasoning*, Michel Parigot and Andrei Voronkov (Eds.). Springer Berlin Heidelberg, Berlin, Heidelberg, 161–178.
- [32] Masahiro Fujita, Patrick C. McGeer, and Jerry Chih-Yuan Yang. 1997. Multi-Terminal Binary Decision Diagrams: An Efficient Data Structure for Matrix Representation. *Formal Methods Syst. Des.* 10, 2/3 (1997), 149–169.
- [33] Pranav Garg, Daniel Neider, P. Madhusudan, and Dan Roth. 2016. Learning invariants using decision trees and implication counterexamples. In *POPL*. ACM, 499–512.
- [34] I. J. Good. 1977. Explicativity: a mathematical theory of explanation with statistical applications. *Proc. R. Soc. Lond. A* 354 (1977), 303–330.
- [35] Ujjwal Das Gupta, Erik Talvitie, and Michael Bowling. 2015. Policy tree: Adaptive representation for policy gradient. In *Proceedings of the AAAI Conference on Artificial Intelligence*, Vol. 29.
- [36] Arnd Hartmanns, Michaela Klauk, David Parker, Tim Quatmann, and Enno Ruiters. 2019. The Quantitative Verification Benchmark Set. In *TACAS (1) (Lecture Notes in Computer Science, Vol. 11427)*. Springer, 344–350.

- [37] Jesse Hoey, Robert St-Aubin, Alan J. Hu, and Craig Boutilier. 1999. SPUDD: Stochastic Planning using Decision Diagrams. In *UAI*. Morgan Kaufmann, 279–288.
- [38] Hao Hu, Marie-José Huguet, and Mohamed Siala. 2022. Optimizing Binary Decision Diagrams with MaxSAT for Classification. In *Thirty-Sixth AAAI Conference on Artificial Intelligence, AAAI 2022, Thirty-Fourth Conference on Innovative Applications of Artificial Intelligence, IAAI 2022, The Twelveth Symposium on Educational Advances in Artificial Intelligence, EAAI 2022 Virtual Event, February 22 - March 1, 2022*. AAAI Press, 3767–3775. <https://doi.org/10.1609/AAAI.V36I4.20291>
- [39] Amos Israeli and Marc Jalfon. 1990. Token management schemes and random walks yield self-stabilizing mutual exclusion. In *Proceedings of the Ninth Annual ACM Symposium on Principles of Distributed Computing* (Quebec City, Quebec, Canada) (PODC '90). Association for Computing Machinery, New York, NY, USA, 119–131. <https://doi.org/10.1145/93385.93409>
- [40] Manuel Mazo Jr., Anna Davitian, and Paulo Tabuada. 2010. PESSOA: A Tool for Embedded Controller Synthesis. In *CAV (Lecture Notes in Computer Science, Vol. 6174)*. Springer, 566–569.
- [41] Florian Jünger, Jan Kretinsky, and Maximilian Weininger. 2023. Algebraically explainable controllers: decision trees and support vector machines join forces. *Int. J. Softw. Tools Technol. Transf.* 25, 3 (2023), 249–266.
- [42] M. Kwiatkowska, G. Norman, and D. Parker. 2012. The PRISM Benchmark Suite. In *Proc. 9th International Conference on Quantitative Evaluation of Systems (QEST'12)*. IEEE CS Press, 203–204.
- [43] Jørn Lind-Nielsen. 2004. BuDDy: A binary decision diagram package, version 2.4. <https://buddy.sourceforge.net/manual/>
- [44] Kenneth L. McMillan. 1993. *Symbolic Model Checking*. Springer US, Boston, MA.
- [45] D.M. Miller. 1993. Multiple-valued logic design tools. In [1993] *Proceedings of the Twenty-Third International Symposium on Multiple-Valued Logic*. 2–11. <https://doi.org/10.1109/ISMVL.1993.289589>
- [46] Shin-ichi Minato. 1996. *Binary decision diagrams and applications for VLSI CAD*. Kluwer Academic Publishers, USA.
- [47] T. M. Mitchell. 1997. *Machine learning*. McGraw-Hill.
- [48] Luis E. Gonzalez Moctezuma, Andrei Lobov, and Jose L. Martinez Lastra. 2012. Decision making by using tree-like structures on industrial controllers. In *2012 Tenth International Conference on ICT and Knowledge Engineering*. 77–83. <https://doi.org/10.1109/ICTKE.2012.6408575>
- [49] Jesper B. Møller, Jakob Lichtenberg, Henrik Reif Andersen, and Henrik Hulgaard. 1999. Difference Decision Diagrams. In *Computer Science Logic, 13th International Workshop, CSL '99, 8th Annual Conference of the EACSL, Madrid, Spain, September 20-25, 1999, Proceedings (Lecture Notes in Computer Science, Vol. 1683)*, Jörg Flum and Mario Rodríguez-Artalejo (Eds.). Springer, 111–125. [https://doi.org/10.1007/3-540-48168-0\\_9](https://doi.org/10.1007/3-540-48168-0_9)
- [50] Shinobu Nagayama, Tsutomu Sasao, and Jon T. Butler. 2007. Numerical Function Generators Using Edge-Valued Binary Decision Diagrams. In *Proceedings of the 12th Conference on Asia South Pacific Design Automation, ASP-DAC 2007, Yokohama, Japan, January 23-26, 2007*. IEEE Computer Society, 535–540. <https://doi.org/10.1109/ASPDAC.2007.358041>
- [51] Daniel Neider and Oliver Markgraf. 2019. Learning-Based Synthesis of Safety Controllers. In *FMCAD*. IEEE, 120–128.
- [52] Larry D Pyeatt, Adele E Howe, et al. 2001. Decision tree function approximation in reinforcement learning. In *Proceedings of the third international symposium on adaptive systems: evolutionary computation and probabilistic graphical models*, Vol. 2. Cuba, 70–77.
- [53] J. Ross Quinlan. 1986. Induction of Decision Trees. *Mach. Learn.* 1, 1 (1986), 81–106.
- [54] J. Ross Quinlan. 1993. *C4.5: Programs for Machine Learning*. Morgan Kaufmann.
- [55] R. Rudell. 1993. Dynamic variable ordering for ordered binary decision diagrams. In *Proc. of the IEEE/ACM Conference on Computer-Aided Design (ICCAD)*. IEEE Computer Society, 42–47.
- [56] Matthias Rungger and Majid Zamani. 2016. SCOTS: A Tool for the Synthesis of Symbolic Controllers. In *HSCC*. ACM, 99–104.
- [57] Robert St-Aubin, Jesse Hoey, and Craig Boutilier. 2000. APRICODD: Approximate Policy Construction Using Decision Diagrams. In *NIPS*. MIT Press, 1089–1095.
- [58] Cesare Tinelli and Mehdi Harandi. 1996. A New Correctness Proof of the Nelson-Oppen Combination Procedure. In *Frontiers of Combining Systems: First International Workshop, Munich, March 1996*, Frans Baader and Klaus U. Schulz (Eds.). Springer Netherlands, Dordrecht, 103–119.
- [59] Hazem Torfah, Shetal Shah, Supratik Chakraborty, S Akshay, and Sanjit A Seshia. 2021. Synthesizing pareto-optimal interpretations for black-box models. In *Formal Methods in Computer Aided Design*. IEEE.
- [60] Hélène Verhaeghe, Siegfried Nijssen, Gilles Pesant, Claude-Guy Quimper, and Pierre Schaus. 2020. Learning optimal decision trees using constraint programming. *Constraints* 25 (2020), 226–250.
- [61] Sicco Verwer and Yingqian Zhang. 2019. Learning optimal classification trees using a binary linear program formulation. In *Proceedings of the AAAI conference on artificial intelligence*, Vol. 33. 1625–1632.
- [62] Daniël Vos and Sicco Verwer. 2023. Optimal decision tree policies for Markov decision processes. In *Proceedings of the Thirty-Second International Joint Conference on Artificial Intelligence*. 5457–5465.
- [63] Ivan S. Zapreev, Cees Verdier, and Manuel Mazo Jr. 2018. Optimal Symbolic Controllers Determinization for BDD storage. In *ADHS 2018 (IFAC-PapersOnLine, Vol. 51)*. Elsevier, 1–6. <https://doi.org/10.1016/j.ifacol.2018.08.001>
- [64] Horst Zuse. 2019. *Software complexity: measures and methods*. Vol. 4. Walter de Gruyter GmbH & Co KG.

## Appendix

### A Proofs of Section 4

LEMMA 4.3. *Given a PDD  $\mathcal{P}$ , a predicate bijection  $\gamma$  for  $\mathcal{P}$  over variables  $PVar$ , and a total order  $\pi$  over  $PVar$ ,  $PDD2BDD(\mathcal{P}, \gamma, \pi)$  (see Algorithm 1) returns a  $\pi$ -BDD that is equivalent modulo  $\gamma$  to  $\mathcal{P}$ .*

PROOF. Let  $\mathcal{P} = (N, Var, Act, \lambda, succ, r)$ ,  $\gamma: PVar \rightarrow \lambda(D)$ ,  $\pi$  a total order over  $PVar$ , and  $\epsilon: Var \rightarrow \mathbb{D}$ . We prove the statement by induction. For the base case of the induction, if  $\lambda(r) \subseteq Act$ , we clearly have  $\llbracket \mathcal{B} \rrbracket = \lambda(r) = \llbracket \mathcal{P} \rrbracket$  and  $\mathcal{B}$  is a  $\pi$ -BDD (see Line 2). For the induction step, for  $b \in \mathbb{B}$  assume  $\llbracket \mathcal{B}_b \rrbracket(\gamma^\epsilon) = \llbracket \mathcal{P}_{succ(r,b)} \rrbracket(\epsilon)$ . Then let  $i = \gamma^\epsilon(\gamma^{-1}(\lambda(r)))$  and thus,  $\llbracket \mathcal{B} \rrbracket(\gamma^\epsilon) = \llbracket \mathcal{B}_i \rrbracket(\gamma^\epsilon)$  according to the semantics of the ITE operator (see Line 6). Hence,  $i = 1$  iff  $\epsilon \models \gamma(\gamma^{-1}(\lambda(r)))$  iff  $\epsilon \models \lambda(r)$  since  $\gamma$  is a bijection. By the definition of PDD semantics,  $\llbracket \mathcal{P} \rrbracket(\epsilon) = \llbracket \mathcal{P}_{succ(r,i)} \rrbracket(\epsilon)$  and hence,  $\llbracket \mathcal{B} \rrbracket(\gamma^\epsilon) = \llbracket \mathcal{P} \rrbracket(\epsilon)$ .  $\square$

LEMMA 4.4. *For a given  $\pi$ -BDD  $\mathcal{B}$  over  $PVar$  and a predicate bijection  $\gamma: PVar \rightarrow \mathbb{P}(Var, \mathbb{D})$ ,  $PCONSISTENCY(\mathcal{B}, \gamma, \text{true})$  (see Algorithm 2) returns a predicate consistent  $\pi$ -BDD  $\mathcal{B}'$  that has the same semantics modulo  $\gamma$  as  $\mathcal{B}$ , i.e.,  $\llbracket \mathcal{B} \rrbracket(\gamma^\epsilon) = \llbracket \mathcal{B}' \rrbracket(\gamma^\epsilon)$  for all  $\epsilon: Var \rightarrow \mathbb{D}$ .*

PROOF. Let us first assume that  $\epsilon \models \phi$  and show that  $\mathcal{B}' = PCONSISTENCY(\mathcal{B}, \gamma, \phi)$  preserves semantics, i.e.,  $\llbracket \mathcal{B} \rrbracket(\gamma^\epsilon) = \llbracket \mathcal{B}' \rrbracket(\gamma^\epsilon)$ . We prove the statement by induction. For the base case of the induction, for  $\lambda(r) \subseteq Act$ , we clearly have  $\llbracket \mathcal{B} \rrbracket(\gamma^\epsilon) = \lambda(r) = \llbracket \mathcal{B}' \rrbracket(\gamma^\epsilon)$  and  $\mathcal{B}'$  is a  $\pi$ -BDD (see Line 2). For the induction step, assume that  $\llbracket \mathcal{B}_1' \rrbracket(\gamma^\epsilon) = \llbracket \mathcal{B}_{succ(r,1)} \rrbracket(\gamma^\epsilon)$  and  $\llbracket \mathcal{B}_0' \rrbracket(\gamma^\epsilon) = \llbracket \mathcal{B}_{succ(r,0)} \rrbracket(\gamma^\epsilon)$ . If  $\epsilon \models \gamma(\lambda(r))$  then  $\gamma^\epsilon(\lambda(r)) = 1$ , which leads to  $\llbracket \mathcal{B} \rrbracket(\gamma^\epsilon) = \llbracket \mathcal{B}_{succ(r,1)} \rrbracket(\gamma^\epsilon)$  by the semantics of BDDs. Further,  $\phi \wedge \gamma(\lambda(r))$  is clearly satisfiable (witnessed by  $\epsilon$ ) and thus  $\llbracket \mathcal{B}' \rrbracket_\phi(\gamma^\epsilon) = \llbracket \mathcal{B}_1' \rrbracket(\gamma^\epsilon)$  by the definition of the ITE operator (Line 8) or directly by setting  $\mathcal{B}'$  to  $\mathcal{B}_1'$  (Line 10). Hence,  $\llbracket \mathcal{B} \rrbracket(\gamma^\epsilon) = \llbracket \mathcal{B}' \rrbracket(\gamma^\epsilon)$  by induction hypothesis for the case  $\epsilon \models \gamma(\lambda(r))$ . Likewise, if  $\epsilon \models \neg\gamma(\lambda(r))$  then  $\gamma^\epsilon(\lambda(r)) = 0$ , which leads to  $\llbracket \mathcal{B} \rrbracket_\phi(\gamma^\epsilon) = \llbracket \mathcal{B}_{succ(r,0)} \rrbracket(\gamma^\epsilon)$  and  $\phi \wedge \neg\gamma(\lambda(r))$  being satisfiable. Thus,  $\llbracket \mathcal{B}' \rrbracket(\gamma^\epsilon) = \llbracket \mathcal{B}_0' \rrbracket(\gamma^\epsilon)$  by the definition of the ITE operator (Line 8) or directly by setting  $\mathcal{B}'$  to  $\mathcal{B}_0'$  (Line 13). By induction hypothesis, we obtain  $\llbracket \mathcal{B} \rrbracket(\gamma^\epsilon) = \llbracket \mathcal{B}' \rrbracket(\gamma^\epsilon)$  for the case  $\epsilon \models \neg\gamma(\lambda(r))$ .

It is left to show that  $\mathcal{B}'$  is predicate consistent. Let  $\rho$  be a path in  $\mathcal{B}'$  where

$$\rho = d_0, b_0, d_1, \dots, d_k \in (D' \times \mathbb{B})^* \times (N' \setminus D')$$

Then for each  $i < k$  the node  $d_i$  is the result of an ITE operation (Line 8) in a call of  $PCONSISTENCY$  with context  $\phi_i$ , since this is the only occasion where nodes are generated during recursive calls of  $PCONSISTENCY$ . Towards reaching Line 8,  $\phi_i \wedge \gamma(\lambda'(d_i))$  and  $\phi_i \wedge \neg\gamma(\lambda'(d_i))$  have been both be satisfiable where the conjunction  $\phi_i$  contains all  $\gamma(\lambda'(d_j))$  for  $j < i$  with  $b_j = 1$  and  $\neg\gamma(\lambda'(d_j))$  for  $j < i$  for  $b_j = 0$ . Thus, for all  $i < k$  there are evaluations  $\epsilon_i^0, \epsilon_i^1: Var \rightarrow \mathbb{D}$  where  $\epsilon_i^0 \models \phi_i \wedge \neg\gamma(\lambda'(d_i))$  and  $\epsilon_i^1 \models \phi_i \wedge \gamma(\lambda'(d_i))$ , leading to  $\epsilon = \epsilon_{k-1}^{b_{k-1}}$  being an evaluation where  $\gamma^\epsilon(\lambda(d_i)) = b_i$  for all  $i < k$ . Hence,  $\epsilon$  serves as witness for  $\rho$  being predicate consistent.  $\square$

### B Case Study: Triangle-tireworld

Consider the example of triangle tireworld [28] from the QCOMP benchmark set [36] as described in Fig. 8a. The objective is to find the policy to reach the location 2 with maximum probability. This system is modeled as a JANI file. It contains multiple state variables:  $l \in \{0, 5\}$  denoting the locations,  $has\_spare$  denoting where the car already has a spare tire,  $spare\_i$  for  $i \in \{3, 4, 5\}$  denotes if there is a spare tire at location  $i$ .

Using STORM, we construct a controller policy defined for 48 states. The PDD generated from the policy is described in Fig. 9. In comparison to a policy table or an BDD, this representation is not only smaller, but also explainable:

- Upon visiting locations 3, 4 and 5, take the spare tire.
- Follow the path described in Fig. 8b.

In contrast, a naïve approach to create a BDD would need more Boolean variables to represent the location  $l$  through bit-blasting, consequently resulting into a larger BDD. Indeed, without the help of the predicates derived from the DT, we obtained a BDD with 38 inner nodes, almost 3 times the number of nodes of the PDD.

### C Controller to BDDs

We chose the minimum number of nodes for BDDs from two implementations. The numbers reported in [7] for lower part of table were obtained by using determinization, whereas, we are interested in the permissive strategies, i.e., where more action can be taken for a state. Hence, we executed the BDDs generation using the setting disabling determinization. We used the DTCONTROL artifact for execution.

The benchmarks in the upper part of the table are determinized, so these numbers remain the same. Table 3 shows the results.

### D Effect of Node Sharing

Table 4 shows the number nodes in the PDDs representing policies for Israeli Jalfon randomized self-stabilizing protocol with increasing number of processes.

### E Ablation Study on PDD Synthesis Pipeline

Table 5 to Table 9 show the data for PDDs at each stage of our pipeline. Table 10 shows the impact on the total number of nodes (including the encoding of action sets) and Table 11 shows the execution timings of each step of the pipeline.

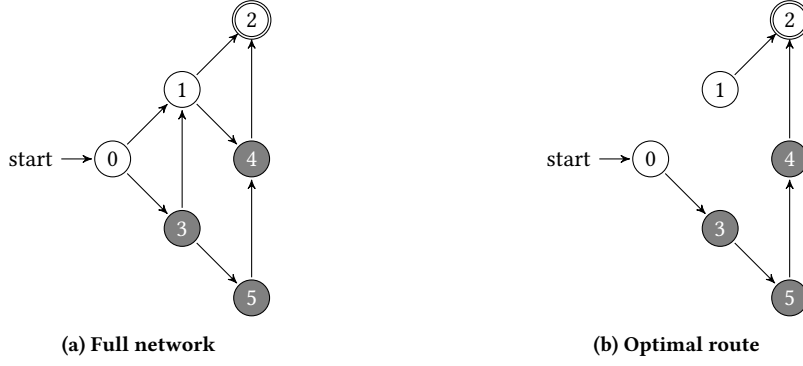


Figure 8: Triangle tireworld : A car has to move from location 0 to location 2 in a directed graph like network (Fig. a). When the car drives a segment of the route, with 0.5 probability, the car can get a flat tire. Spare tires are only available in locations 3, 4 and 5. The car starts with a spare tire. The optimal route (Fig. b) is suggested by the policy generated by STORM.

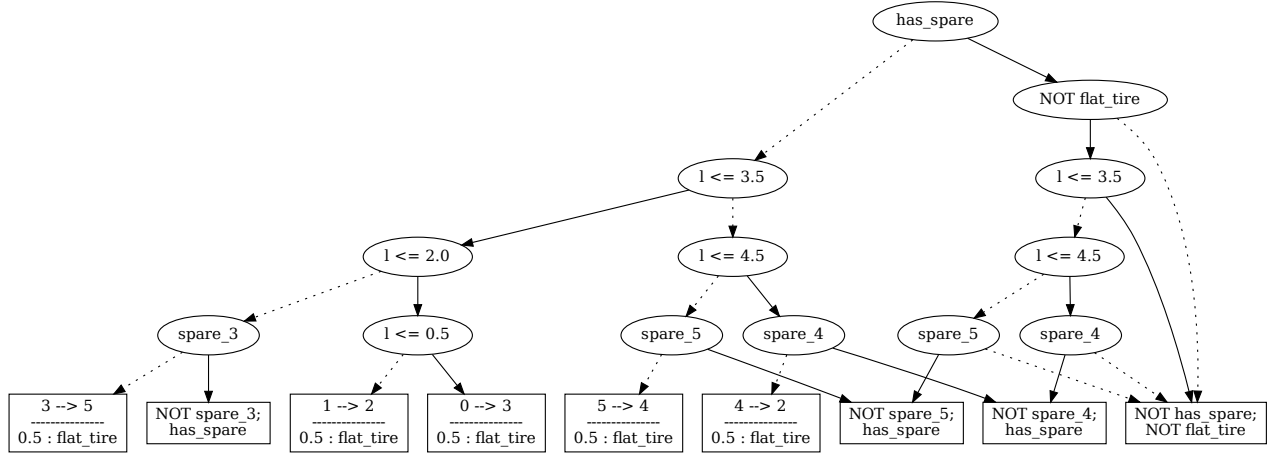


Figure 9: PDD for *triangle-tireworld.9*

**Table 3: Size of the BDDs produced by the two implementations. We select the minimum of based on which we selected the value for consideration.**

Controller	Used in DTCONTROL paper [7]	Controller to BDD (grouping)			Selected
		Total	Inner	Action	
triangle-tireworld.9	51	57	38	29	38
pacman.5	330	479	440	105	330
rectangle-tireworld.11	498	743	259	485	259
philosophers-mdp.3	295	311	251	233	251
firewire_abst.3.rounds	61	77	51	11	51
rabin.3	303	326	301	58	301
ij.10	436	436	415	182	415
zeroconf.1000.4.true.correct_max	386	566	520	71	386
blocksworld.5	3985	4414	4043	663	3985
cdrive.10	5134	8058	6151	865	5134
consensus.2.disagree	138	138	112	5	112
beb.3-4.LineSeized	913	1109	1051	43	913
csma.2-4.some_before	1059	1241	1172	130	1059
eajs.2.100.5.ExpUtil	1315	1418	1349	113	1315
elevators.a-11-9	6750	6924	6790	70	6750
exploding-blocksworld.5	34447	39588	39436	367	34447
echoring.MaxOffline1	43165	49571	48765	1029	43165
wlan_dl.0.80.deadline	5738	6770	6591	291	5738
pnueli-zuck.5	50128	59392	59217	35822	50128
cartpole	312	369	197	169	197
10rooms	149	1153	1102	102	149
helicopter	1349	3825	3348	598	1349
cruise-latest	2106	2125	2115	366	2106
dcdc	577	819	814	155	577
traffic_30m	TO	4547	4522	79	4522

**Table 4: Number of nodes in PDDs representing policies for Israeli Jalfon randomized self-stabilizing protocol with increasing number of processes**

Processes	Size	Total nodes	Shared nodes
3	7	7	0
4	15	14	0
5	31	27	0
6	63	60	1
7	127	95	13
8	255	183	25
9	511	306	69
10	1023	517	222
11	2047	929	450
12	4095	1662	929
13	8191	3029	1919
14	16383	5522	3901
15	32767	10118	7547
16	65535	18797	14834
17	131071	34572	28146



**Table 5: Stage 1, Decision tree learning and PDD**

Controller	Decision Trees						Construction Time (s)
	Total Nodes	Inner Nodes	Leaf (Action) Nodes	Unique Actions	Total Predicates	Unique Predicates	
10rooms	17297	8648	8649	9	8648	18	10.310
beb.3-4.LineSeized	65	32	33	29	32	22	0.203
blocksworld.5	1235	617	618	184	617	47	0.691
cartpole	253	126	127	81	126	36	0.500
cdrive.10	2401	1200	1201	952	1200	106	11.694
consensus.2.disagree	67	33	34	13	33	14	0.201
cruise-latest	987	493	494	3	493	169	17.658
csm.2-4.some_before	103	51	52	33	51	25	0.459
dcde	271	135	136	2	135	122	100.461
eajs.2.100.5.ExpUtil	167	83	84	33	83	50	0.865
echoring.MaxOffline1	1869	934	935	401	934	169	22.922
elevators.a-11-9	16327	8163	8164	65	8163	36	9.486
exploding-blocksworld.5	4981	2490	2491	75	2490	56	7.244
firewire_abst.3.rounds	25	12	13	13	12	10	0.120
helicopter	6339	3169	3170	15	3169	81	51.830
ij.10	1291	645	646	10	645	10	0.430
pacman.5	43	21	22	19	21	10	0.042
philosophers-mdp.3	391	195	196	30	195	26	0.151
pnueli-zuck.5	171371	85685	85686	87	85685	78	61.603
rabin.3	111	55	56	12	55	29	0.121
rectangle-tireworld.11	481	240	241	241	240	21	0.188
traffic_30m	12573	6286	6287	8	6286	58	3259.389
triangle-tireworld.9	27	13	14	9	13	9	0.021
wlan_dl.0.80.deadline	3369	1684	1685	88	1684	141	16.987
zeroconf.1000.4.true.correct_max	83	41	42	23	41	19	0.164

**Table 6: Stage 2: BDD compilation**

	Decision Tree		After BDD Compilation					
Controller	Total Nodes	Decision Nodes	Total Nodes	Decision Nodes	Shared Nodes	Action Nodes	Collapsed Nodes	Time (s)
10rooms	17297	8648	1451	1332	1054	119	25	2.337
beb.3-4.LineSeized	65	32	496	33	0	463	29	2.000
blocksworld.5	1235	617	19849	2646	1437	17203	184	3.192
cartpole	253	126	3831	206	51	3625	85	2.086
cdrive.10	2401	1200	464021	9442	1011	454579	952	165.191
consensus.2.disagree	67	33	151	48	13	103	13	2.038
cruise-latest	987	493	1102	1091	512	11	5	2.287
csma.2-4.some_before	103	51	671	78	21	593	33	2.023
dcdc	271	135	154	149	14	5	3	1.626
eajs.2.100.5.ExpUtil	167	83	701	108	17	593	33	2.135
echoring.MaxOffline1	1869	934	85430	4429	2666	81001	401	10.693
elevators.a-11-9	16327	8163	18772	16563	8327	2209	65	6.245
exploding-blocksworld.5	4981	2490	17781	14857	11241	2924	75	3.976
firewire_abst.3.rounds	25	12	115	12	0	103	13	2.023
helicopter	6339	3169	11511	10294	5860	1217	238	2.946
ij.10	1291	645	522	458	220	64	10	2.041
pacman.5	43	21	236	28	0	208	19	1.285
philosophers-mdp.3	391	195	804	310	98	494	30	2.041
pnueli-zuck.5	171371	85685	1308316	1304402	1216526	3914	8732	668.696
rabin.3	111	55	169	80	14	89	12	2.070
rectangle-tireworld.11	481	240	29682	281	30	29401	241	4.013
traffic_30m	12573	6286	11145	11088	9214	57	12	3.223
triangle-tireworld.9	27	13	67	14	1	53	9	1.285
wlan_dl.0.80.deadline	3369	1684	17766	13763	10194	4003	88	3.417
zeroconf.1000.4.true.correct_max	83	41	358	60	9	298	23	2.045

**Table 7: Stage 3: Exhaustive Reordering**

	Previous Stage		After Exhaustive Reordering					
Controller	Total Nodes	Decision Nodes	Total Nodes	Decision Nodes	Shared Nodes	Action Nodes	Collapsed Nodes	Time (s)
10rooms	1451	1332	538	419	273	119	25	86.729
beb.3-4.LineSeized	496	33	495	32	0	463	29	104.815
blocksworld.5	19849	2646	18945	1742	750	17203	184	474.346
cartpole	3831	206	2811	172	28	2639	85	846.171
cdrive.10	464021	9442	458407	3828	396	454579	952	1442.508
consensus.2.disagree	151	48	139	36	2	103	13	79.403
cruise-latest	1102	1091	564	554	146	10	5	1018.051
csma.2-4.some_before	671	78	653	60	7	593	33	119.249
dcdc	154	149	140	135	0	5	3	366.766
ejas.2.100.5.ExpUtil	701	108	674	81	7	593	33	192.267
echoring.MaxOffline1	85430	4429	82289	1288	362	81001	401	714.111
elevators.a-11-9	18772	16563	8335	6126	3321	2209	65	147.227
exploding-blocksworld.5	17781	14857	9572	6648	4270	2924	75	173.125
firewire_abst.3.rounds	115	12	115	12	0	103	13	38.529
helicopter	11511	10294	6718	5577	2456	1141	238	732.726
ij.10	522	458	516	452	225	64	10	41.960
pacman.5	236	28	231	23	1	208	19	53.082
philosophers-mdp.3	804	310	740	246	64	494	30	109.693
pnueli-zuck.5	1308316	1304402	499947	496033	423036	3914	87	9014.645
rabin.3	169	80	151	62	4	89	12	118.187
rectangle-tireworld.11	29682	281	29675	274	28	29401	241	622.209
traffic_30m	11145	11088	5514	5461	4291	53	12	95.193
triangle-tireworld.9	67	14	67	14	1	53	9	24.668
wlan_dl.0.80.deadline	17766	13763	7516	3513	1701	4003	88	1122.085
zeroconf.1000.4.true.correct_max	358	60	353	55	7	298	23	83.612

**Table 8: Stage 4: Consistency Transformation**

	Previous Stage		After Consistency Transformation					
Controller	Total Nodes	Decision Nodes	Total Nodes	Decision Nodes	Shared Nodes	Action Nodes	Collapsed Nodes	Time (s)
10rooms	538	419	463	344	211	119	25	0.226
beb.3-4.LineSeized	495	32	495	32	0	463	29	0.003
blocksworld.5	18945	1742	18729	1526	544	17203	184	1.771
cartpole	2811	172	2772	133	0	2639	85	0.032
cdrive.10	458407	3828	458407	3828	396	454579	952	14.242
consensus.2.disagree	139	36	136	33	1	103	13	0.001
cruise-latest	564	554	489	479	67	10	5	0.010
csma.2-4.some_before	653	60	651	58	4	593	33	0.007
dcdc	140	135	140	135	0	5	3	0.002
eajs.2.100.5.ExpUtil	674	81	674	81	6	593	33	0.013
echoring.MaxOffline1	82289	1288	82275	1274	331	81001	401	5.246
elevators.a-11-9	8335	6126	8286	6077	3283	2209	65	5.499
exploding-blocksworld.5	9572	6648	9428	6504	4037	2924	75	9.829
firewire_abst.3.rounds	115	12	115	12	0	103	13	0.001
helicopter	6718	5577	4417	3276	546	1141	238	0.243
ij.10	516	452	516	452	225	64	10	0.020
pacman.5	231	23	231	23	0	208	19	0.002
philosophers-mdp.3	740	246	699	205	6	494	30	0.018
pnueli-zuck.5	499947	496033	77053	73139	27431	3914	87	85.847
rabin.3	151	62	148	59	1	89	12	0.003
rectangle-tireworld.11	29675	274	29641	240	0	29401	241	0.178
traffic_30m	5514	5461	2550	2497	1641	53	12	0.307
triangle-tireworld.9	67	14	66	13	0	53	9	0.001
wlan_dl.0.80.deadline	7516	3513	6007	2004	354	4003	88	2.188
zeroconf.1000.4.true.correct_max	353	55	354	56	5	298	23	0.004

**Table 9: Stage 5: Care-set Reduction**

	Previous Stage		After Care-set Reduction					
Controller	Total Nodes	Decision Nodes	Total Nodes	Decision Nodes	Shared Nodes	Action Nodes	Collapsed Nodes	Time (s)
10rooms	463	344	463	344	211	119	25	0.577
beb.3-4.LineSeized	495	32	495	32	0	463	29	0.092
blocksworld.5	18729	1526	17999	796	13	17203	184	0.369
cartpole	2772	133	2765	126	0	2639	85	0.040
cdrive.10	458407	3828	455779	1200	0	454579	952	0.263
consensus.2.disagree	136	33	134	31	1	103	13	0.021
cruise-latest	489	479	486	476	66	10	5	119.236
csma.2-4.some_before	651	58	646	53	2	593	33	0.126
dcdc	140	135	140	135	0	5	3	44.448
eajs.2.100.5.ExpUtil	674	81	678	85	7	593	33	0.714
echoring.MaxOffline1	82275	1274	81971	970	94	81001	401	141.429
elevators.a-11-9	8286	6077	7764	5555	2756	2209	65	1.273
exploding-blocksworld.5	9428	6504	6559	3635	1346	2924	75	44.953
firewire_abst.3.rounds	115	12	115	12	0	103	13	0.004
helicopter	4417	3276	4299	3158	486	1141	238	26.676
ij.10	516	452	517	453	222	64	10	0.012
pacman.5	231	23	229	21	0	208	19	0.003
philosophers-mdp.3	699	205	697	203	5	494	30	0.026
pnueli-zuck.5	77053	73139	76106	72192	26941	3914	87	160.173
rabin.3	148	59	147	58	0	89	12	0.062
rectangle-tireworld.11	29641	240	29641	240	0	29401	241	0.011
traffic_30m	2550	2497	2403	2350	1538	53	12	1281.847
triangle-tireworld.9	66	13	66	13	0	53	9	0.001
wlan_dl.0.80.deadline	6007	2004	5827	1824	199	4003	88	211.476
zeroconf.1000.4.true.correct_max	354	56	342	44	1	298	23	0.019

**Table 10: Total number of nodes in the PDDs after each step of the pipeline**

Controllers	DT learning	BDD compilation	Reordering	Consistency transformation	Care-set reduction
10rooms	17297	1451	538	463	463
carpole	253	3831	2811	2772	2765
cruise-latest	987	1102	564	489	486
dcdc	271	154	140	140	140
helicopter	6339	11511	6718	4417	4299
traffic_30m	12573	11145	5514	2550	2403
beb.3-4.LineSeized	65	496	495	495	495
blocksworld.5	1235	19849	18945	18729	17999
cdrive.10	2401	464021	458407	458407	455779
consensus.2.disagree	67	151	139	136	134
csma.2-4.some_before	103	671	653	651	646
eajs.2.100.5.ExpUtil	167	701	674	674	678
echoring.MaxOffline1	1869	85430	82289	82275	81971
elevators.a-11-9	16327	18772	8335	8286	7764
exploding-blocksworld.5	4981	17781	9572	9428	6559
firewire_abst.3.rounds	25	115	115	115	115
ij.10	1291	522	516	516	517
pacman.5	43	236	231	231	229
philosophers-mdp.3	391	804	740	699	697
pnueli-zuck.5	171371	1308316	499947	77053	76106
rabin.3	111	169	151	148	147
rectangle-tireworld.11	481	29682	29675	29641	29641
triangle-tireworld.9	27	67	67	66	66
wlan_dl.0.80.deadline	3369	17766	7516	6007	5827
zeroconf.1000.4.true.correct_max	83	358	353	354	342

**Table 11: Time taken (in seconds) in each steps of the pipeline.**

Controllers	DT learning	BDD compilation	Reordering	Consistency transformation	Care-set reduction
10rooms	10.31	2.34	86.73	0.23	0.58
carpole	0.50	2.09	846.17	0.03	0.04
cruise-latest	17.66	2.29	1018.05	0.01	119.24
dcdc	100.46	1.63	366.77	0.00	44.45
helicopter	51.83	2.95	732.73	0.24	26.68
traffic_30m	3259.39	3.22	95.19	0.31	1281.85
beb.3-4.LineSeized	0.20	2.00	104.81	0.00	0.09
blocksworld.5	0.69	3.19	474.35	1.77	0.37
cdrive.10	11.69	165.19	1442.51	14.24	0.26
consensus.2.disagree	0.20	2.04	79.40	0.00	0.02
csma.2-4.some_before	0.46	2.02	119.25	0.01	0.13
eajs.2.100.5.ExpUtil	0.86	2.14	192.27	0.01	0.71
echoring.MaxOffline1	22.92	10.69	714.11	5.25	141.43
elevators.a-11-9	9.49	6.25	147.23	5.50	1.27
exploding-blocksworld.5	7.24	3.98	173.12	9.83	44.95
firewire_abst.3.rounds	0.12	2.02	38.53	0.00	0.00
ij.10	0.43	2.04	41.96	0.02	0.01
pacman.5	0.04	1.29	53.08	0.00	0.00
philosophers-mdp.3	0.15	2.04	109.69	0.02	0.03
pnueli-zuck.5	61.60	32 668.70	9014.64	85.85	160.17
rabin.3	0.12	2.07	118.19	0.00	0.06
rectangle-tireworld.11	0.19	4.01	622.21	0.18	0.01
triangle-tireworld.9	0.02	1.28	24.67	0.00	0.00
wlan_dl.0.80.deadline	16.99	3.42	1122.08	2.19	211.48
zeroconf.1000.4.true.correct_max	0.16	2.05	83.61	0.00	0.02
Average	142.95	1316.04	712.85	5.03	81.35