

Explaining the Unexplainable: A Systematic Review of Explainable AI in Finance

Md Talha Mohsin^{a*}, Nabid Bin Nasim^b

^a Collins College of Business, University of Tulsa

^b Faculty of Biological Sciences, University of Dhaka

Corresponding Author: Md Talha Mohsin; mdtalhamohsin@utulsa.edu

Abstract: Practitioners and researchers trying to strike a balance between accuracy and transparency center Explainable Artificial Intelligence (XAI) at the junction of finance. This paper offers a thorough overview of the changing scene of XAI applications in finance together with domain-specific implementations, methodological developments, and trend mapping of research. Using bibliometric and content analysis, we find topic clusters, significant research, and most often used explainability strategies used in financial industries. Our results show a substantial dependence on post-hoc interpretability techniques; attention mechanisms, feature importance analysis and SHAP are the most often used techniques among them. This review stresses the need of multidisciplinary approaches combining financial knowledge with improved explainability paradigms and exposes important shortcomings in present XAI systems.

Keywords: Explainable Artificial Intelligence (XAI), Finance, Machine Learning, Deep Learning, Interpretability.

1. Introduction

The widespread adoption of artificial intelligence (AI) has caused people to reassess

their own positions (Cao et al. 2024). Thanks to significant developments in processor capacity and advancements in optimization methods, we are seeing widespread acceptance of automated decision making by AI (Sachan et al. 2020). Because of these AI system's popularity, they have also received significant attention in recent popular press (Bornstein 2016) (Harford 2014) (Hawkins 2017) (Kuang 2017) (Pavlus 2017) (Mikulak 2017). Through the use of modern computational approaches, decision-making processes in a variety of financial industries have also been revolutionized.

In the field of finance, AI has surprised everyone (Hidayat, Defitri, and Hilman 2024). Both the large amount of data that is available and the increasing reliance on machine learning (ML) models have impacted the world of finance substantially. Specially the growing outflow of data created by consumers, investors, businesses, and governments have helped AI transform the financial sector (Bahoo et al. 2024). Also the professionals in the finance sector are growingly fascinated in "alternative data" outside the scope of macroeconomic indicators, securities pricing, and basic business knowledge which include satellite imagery, news stories, phone records, and social media post, which require more understanding and have AI implications (Goodell et al. 2023). AI is not only a phase; rather, it is a presence that is fundamentally changing how companies are handling their assets and finances.

Despite their remarkable success in producing high-performance models, many of these AI and ML techniques have come under fire for their lack of transparency and interpretability. In many scenarios, machine learning models acquire great accuracy, usually at the price of poor explainability (Giudici and Raffinetti 2023). The more complicated these models get, the more often their decision-making processes remain opaque, which creates a barrier for stakeholders trying to know why and how a particular choice was taken. For applications where sophisticated ML models are part of how stakeholders come to make decisions, giving user-centered explanations is very important (Zhou et al. 2023). Especially in the

financial sector, where decision-makers including investors, authorities, and financial analysts depend on not only accurate data but also the justification for these to guarantee informed, responsible, and accountable actions.

Reacting to this problem of interpretability, explainable artificial intelligence (XAI) has become a major focus of study. Although expert Systems researchers have used explanation approaches before ([Clancey 2014](#)) ([Clancey 1986](#)) ([McKeown and Swartout 1987](#)) ([Moore and Swartout n.d.](#)), the term explainable AI (XAI) was coined by DARPA ([Gunning and Aha 2019](#)). Explainability can be thought of as an active feature of a model, referring to any action or process that a model takes to elucidate its internal operations ([Arrieta et al. 2020](#)). The quality of "being an explanation" is an interaction rather than a characteristic of assertions ([Hoffman et al. 2019](#)). Explanation techniques have advanced significantly as XAI is now acknowledged as a must rather than merely an option ([Wazid et al. 2022](#)). What the user requires, what information they already possess, and most importantly, their objectives, determines what constitutes an explanation. This raises the question of why a particular user needs an explanation, which brings up the function and context of the AI system (software, algorithm, tool). By integrating interpretability restrictions into the model's structure, XAI approaches make the models easier to understand ([Rai 2020](#)).

Although scholars have paid more and more attention to the adoption of AI technologies in a wide spectrum of financial applications in recent years, the existing literature is rather broad and heterogeneous in terms of research questions, level of analysis and method, making it difficult to draw solid conclusions and to understand which research areas require further investigation ([Bahoo et al. 2024](#)). Despite the fact that a large number of machine learning interpretability research and approaches have been established in academia, they hardly ever make up a significant portion of machine learning pipelines and workflows ([Linardatos, Papastefanopoulos, and Kotsiantis 2020](#)). As such, focusing on its theoretical

foundations, approaches, and applications across many financial sectors, this review article attempts to give a thorough understanding of the present situation of XAI in finance. By combining current research, this paper highlights the most significant XAI approaches and their contributions to improve model transparency and interpretability.

For our selected papers, we applied co-authorship networks, trend analysis, and keyword frequency analysis to understand the current scenarios. Then, based on their significance and influence in the field, we divided the chosen papers into seven streams: risk management, fraud detection, time series forecasting, financial analysis and decision-making, credit evaluation and scoring, financial modeling and prediction, and trading and investment. We conducted citation analysis, and co-citation analysis among several bibliometric approaches to understand the current situation. Our evaluation aims to underline the advantages and drawbacks of present XAI approaches as well as the limitations to increase AI system justice, responsibility, and openness.

The remainder of this study is structured as follows: Section 2 discusses background and context, Section 3 outlines the data and methodology, Section 4 presents the findings and discussion, and Section 5 concludes the study.

2. Related Works

Artificial Intelligence (AI) has gained significant traction in recent years and, with the right application, might meet or surpass expectations in a wide range of application areas ([Arrieta et al. 2020](#)). However by today's standards, it is not advisable to blindly trust the output of AI because of the significant influence of adversarial instances, trustability, and data bias in machine learning ([Das and Rad](#)

2020). Even when we understand the mathematical underpinnings of machine learning (ML) architectures, it is frequently impossible to get insight into how the models operate internally (Goebel et al. 2018); explicit modeling and reasoning techniques are required to clarify how and why a particular outcome was obtained. That's where Explainable Artificial Intelligence (XAI) comes in. Explainability is the ability of an interested stakeholder to understand the major reasons of a model-driven decision (Bussmann et al. 2021). XAI is a component of the third wave of AI (Adadi and Berrada 2018), a new generation of AI technologies whose goal is to create algorithms that can accurately explain themselves. It entails the capacity of an artificial intelligence system to provide coherent and easily accessible explanation for decisions and actions it makes (Talaat et al. 2024). XAI makes the end user, who relies on decisions, suggestions, or actions made by an AI system, the focus, as that person must comprehend the reasoning behind the system (Gunning and Aha 2019).

A machine learning model's explainability and prediction accuracy are typically inversely correlated (Xu et al. 2019); the better the prediction accuracy, the lower the model's explainability. XAI aims to create approaches that, without compromising their prediction accuracy, increase the transparency and interpretability of artificial intelligence and machine learning models. Clear descriptions of model outputs help XAI practitioners and users to understand the underlying processes and justification for AI-driven judgments. explainability can be viewed as an active characteristic of a model, denoting any action or procedure taken by a model with the intent of clarifying or detailing its internal functions. Understandability stands out as the most crucial idea in XAI (Arrieta et al., 2020), which is closely related to both interpretability and transparency: interpretability gauges how well a human can comprehend a model's choice, whereas transparency describes a model's ability to be intelligible by a human on its own. Understandability and comprehensibility are related in that both depend on the audience's capacity to comprehend the information presented in the model.

In order to cover every facet of XAI, concentrate on providing answers to the questions "What, Why, and How" (Arrieta et al. 2020), (Das and Rad 2020), (Khaleghi n.d.). The "What" aims to clarify the current meanings of explainable AI and the significance of elucidating the function of a user. The "Why" gives a summary of the main objectives of XAI research, such as establishing credibility, fulfilling legal obligations, detecting bias, guaranteeing generalization in AI models, and debugging. The "How" section looks at how to achieve explainability prior to the modeling phase, including how to fully comprehend and record the datasets used in modeling. "How" section examines the methods for attaining explainability before the modeling stage, including techniques for thoroughly understanding and documenting the datasets utilized in modeling. XAI seeks to explain how AI models make decisions in a way that people can grasp, therefore increasing their transparency.

XAI comprises a wide range of strategies and methodologies that can be broadly classified into two types: post-hoc and ante-hoc explainability. Post-hoc explainability refers to methods used after a model has been trained to provide reasons for its predictions, whereas Ante-hoc explainability entails creating intrinsically interpretable models which are transparent by definition and produce interpretable outcomes directly (Fig 1).



Fig 1. Ante-Hoc vs. Post-Hoc Explainability

Also, there are two types of machine learning models based on their understandability: white-box models and black-box models. These models are a way to group AI models that affect the need for XAI methods. Then, XAI techniques are used to Fig out what these models mean. The difference between white-box and black-box models is directly linked to the difference between post-hoc and ante-hoc explainability. Ante-hoc explainability fits well with white-box models because these models are meant to be interpretable and give information about how they make decisions without needing to be interpreted further. These are better when trust and openness are very important. On the one hand, there are "black-box" models, such as deep learning (LeCun, Bengio, and Hinton 2015) and ensembles (Chen and Guestrin 2016) (Liaw 2002) (Polikar 2012). Specially those based on deep learning, frequently thought of as "black-box" models (Lakkaraju et al. 2017) (Das and Rad 2020) (Gunning and Aha 2019) (Dwivedi et al. 2023). These black-box models need post-hoc explainability tools to help us understand how they make decisions when they aren't being clear. (Fig 2) depicts the decision-making process when selecting the appropriate model type for XAI.

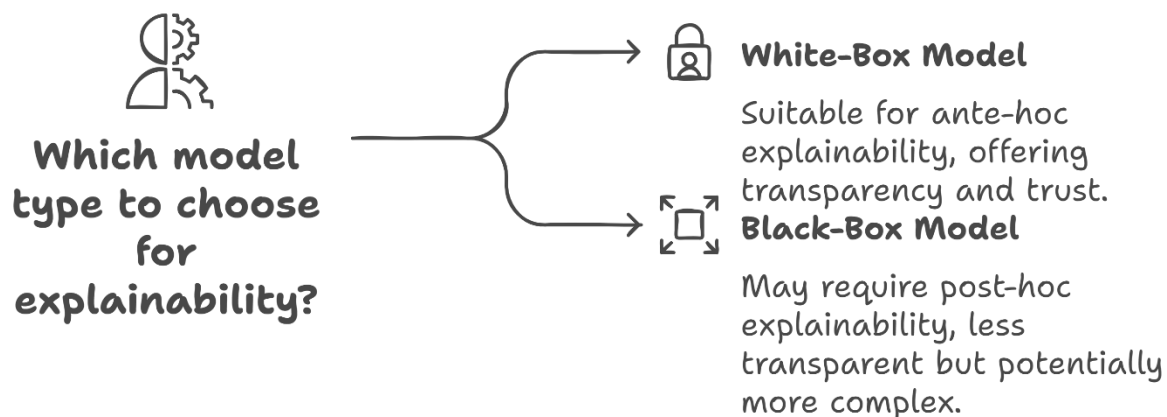


Fig 2. Choosing Between White-Box and Black-Box Models for Explainability

XAI helps release the power of machine learning algorithms to challenge the black-

box character (Nallakaruppan, Balusamy, et al. 2024). White box models are transparent and very simple to comprehend, while black box models are opaque (Dwivedi et al. 2023). Since they enable improved quality assurance of black box ML models, XAI tools are a significant addition to the data science toolkit, specially to understand the characteristics of the data collection and domain expertise helps them to complement other facets of quality assurance, including several approaches of model performance testing (Bracke et al. 2019).

Although modern machine learning models are more easily available than ever, it has been difficult to design and implement systems that support real-world financial applications (Nallakaruppan, Chaturvedi, et al. 2024). This is mostly due to their lack of transparency and explainability— both of which are fundamental for establishing trustworthy technology. In the financial domain, justification for the choice of action is just as important as the result itself. XAI's ability to advance justice and lower bias in artificial intelligence systems is among its most significant advantages for the financial industry. For example, XAI techniques can help find the factors underlying the discrimination if a credit score model is unfairly excluding particular demographic groups thereby enabling corrective action. Maintaining ethical AI principles depends on this, especially in lending where biased models might cause financial exclusion. By giving financial analysts, investors, and officials better knowledge of how artificial intelligence models operate, XAI also helps with decision-making. XAI technology can find economic indicators, market data, or historical trends driving model forecasts whether used for stock price prediction or portfolio management. This not only boosts model confidence but also lets financial decision-makers act with certainty based on these realizations. XAI can assist in stock price forecasting, for instance, by dissecting the pertinent elements—such as earnings reports, market sentiment, or macroeconomic data—so enabling an investor to understand why a given model forecasts an increase in stock price.

Apart from the complexity of financial models, the demand for XAI in finance results from rising expectations for openness from authorities and the public overall. Financial institutions—including banks, asset managers, and insurance firms—are expected more and more to justify their AI-driven decisions to stakeholders. Explainable artificial intelligence models—which include specifics or justifications to make the operation of artificial intelligence clear or simple—are essential.

3. Methodology

3.1 Data Collection

We systematically searched the Scopus database using a well chosen set of keywords combining finance and Explainable AI (XAI) to identify the relevant papers. We then carefully examined their titles, abstracts, and keywords so that they matched our screening criteria. To ensure the inclusion of recent developments in XAI and its applications in finance, we limited the search for this study to English-language publications published between 2015 and the present.

3.2. Identification of Keywords

The keyword selection procedure for this study was intended to capture the most relevant material on the intersection of Explainable AI (XAI) and finance while minimizing irrelevant results (**Table 1**). The keyword identification involved a thorough investigation of AI and machine learning (ML) glossaries, dictionaries, and academic literature to discover fundamental terminologies used in the area. XAI-related research regularly uses terminology like "explainable AI," "interpretable machine learning," "post-hoc explanations," "transparency," and "model interpretability." Key terms pertinent to the financial domain were also

selected, such as "finance," "financial systems," "fraud detection," "credit scoring," "portfolio optimization," and "stock price prediction." This methodical methodology enabled a targeted retrieval procedure to get papers relevant to the research topic.

Table 1: Query Terms

Domain	Keywords
XAI	"explainable AI" OR XAI OR "interpretable machine learning" OR interpretability OR "explainable artificial intelligence" OR "model interpretability" OR "post hoc explanations" OR "feature attribution" OR transparency OR explainability OR "Attention Mechanisms" OR "Attention Mechanism" OR SHAP OR LIME OR "Integrated Gradients" OR "Counterfactual Explanations" OR "Saliency Maps" OR "Feature Importance" OR "Partial Dependence Plots" OR "Individual Conditional Expectation" OR "Explainable Neural Networks"
Finance	finance OR stock OR "stock price prediction" OR "stock price forecasting" OR "fraud detection" OR "credit scoring" OR loan OR "risk management" OR "risk assessment" OR "Credit risk assessment" OR "portfolio optimization" OR "portfolio management" OR "algorithmic trading" OR "wealth management" OR "financial forecasting" OR ESG OR "investment analysis" OR "personal finance" OR cryptocurrency OR "financial systems" OR "financial technology" OR fintech OR "Regulatory Compliance" OR "Sentiment Analysis for Financial Markets" OR "financial markets" OR "banking" OR "insurance" OR "asset management" OR "derivatives pricing"

3.3. Refinement and Search Optimization

The initial keyword search returned 6,086 publications. Given the large volume of results, a step-by-step screening process was used to identify the most relevant studies. First, we applied scope exclusion criteria to remove papers outside the study's focus. Specifically, we excluded works that addressed finance without XAI, XAI without financial applications, or

AI-in-finance without explainability, resulting in 551 remaining papers.

To maintain quality and credibility, we then applied an impact filter, retaining only papers with at least 50 Scopus citations, which reduced the set to 323 studies. Next, we limited the selection to English-language papers published in peer-reviewed journals or conference proceedings, explicitly excluding preprints, duplicates, and non-peer-reviewed materials. This yielded 237 unique papers.

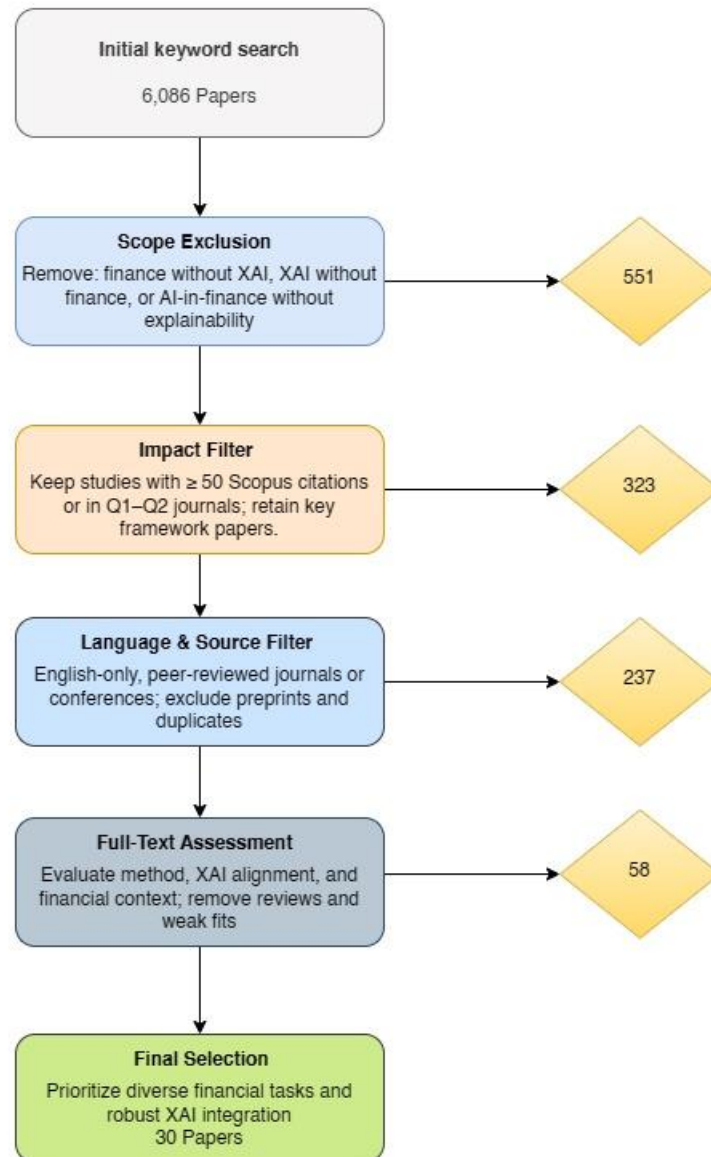


Fig 3. Flowchart of Literature Selection and Refinement Process

Each of these papers underwent full-text assessment to evaluate methodological rigor, relevance to financial decision-making, and alignment with XAI frameworks. Review papers and studies only loosely connected to the topic were removed, leaving 58 primary studies. Finally, we selected the most influential and well-aligned papers, resulting in a curated set of 30 studies that met all inclusion criteria and best reflected the objectives of this research (Fig. 3).

4. Discussion

4.1 General Trends

Fig 4 illustrates the keyword co-occurrence network of the principal research topics and their interrelations to these papers.

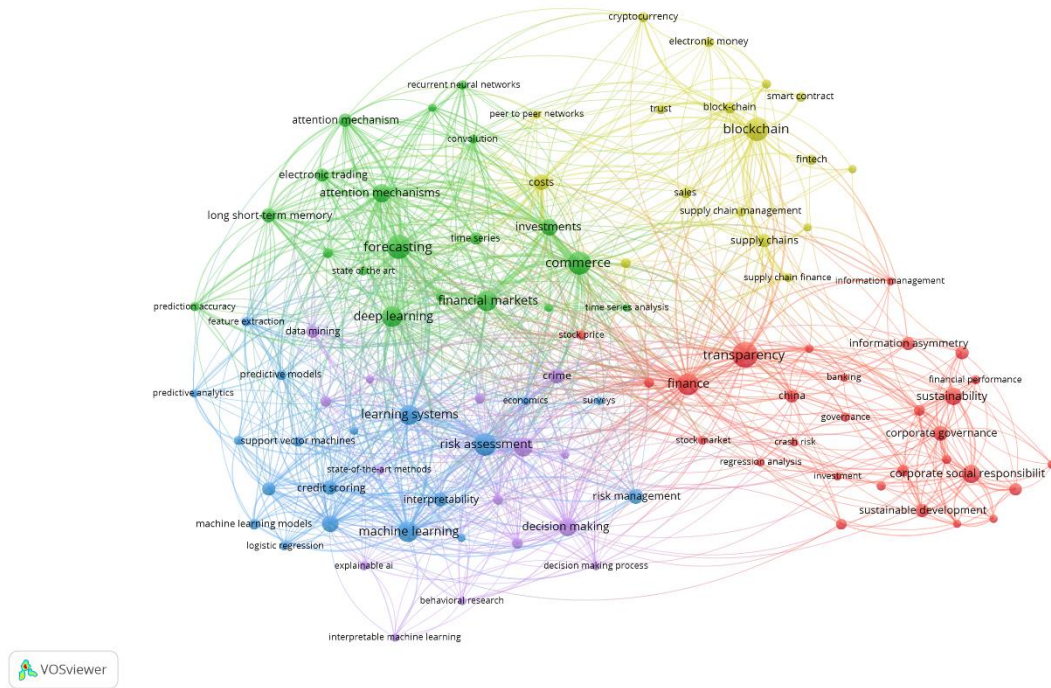


Fig 4. Keyword Co-occurrence Network

This network emphasizes the most prevalent keywords, showcasing prominent subfields and emerging trends in literature. Each of the keywords is represented by

a circle and the size of the circle denotes the weight of the keyword. The network is segmented into different clusters, underscoring the thematic domains in the literature.

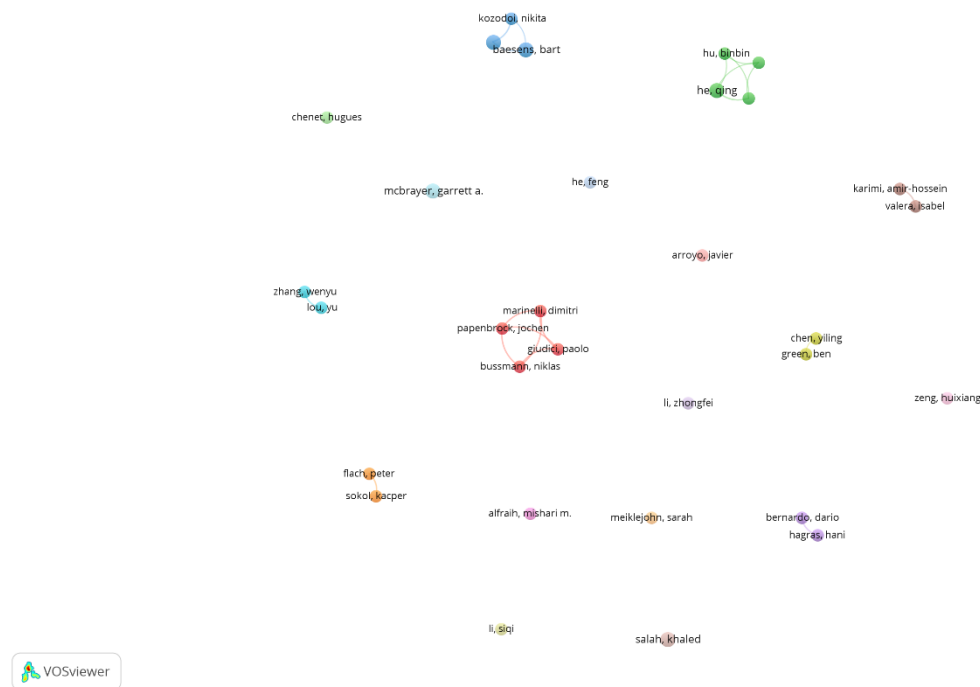


Fig 5. Co-authorship Network

(Fig 5) denotes the co-authorship network, visualizing a structural overview of collaboration trends in the field of Explainable AI (XAI) in finance, demonstrating the extent to which researchers collaborate on similar subjects. The network is composed of comparatively small, unrelated clusters, which suggest that research in this field is still relatively niche and dispersed.

4.2 Citation Analysis

After further refinement through methodological contribution, journal reputability, and citation numbers, the collection was reduced to 30 papers, those judged most

pertinent and influential for our research. We split them into seven groups of the financial domain: risk management, fraud detection, time series forecasting, financial analysis and decision-making, credit evaluation and scoring, financial modeling and prediction, and trading and investment (**Table 2**).

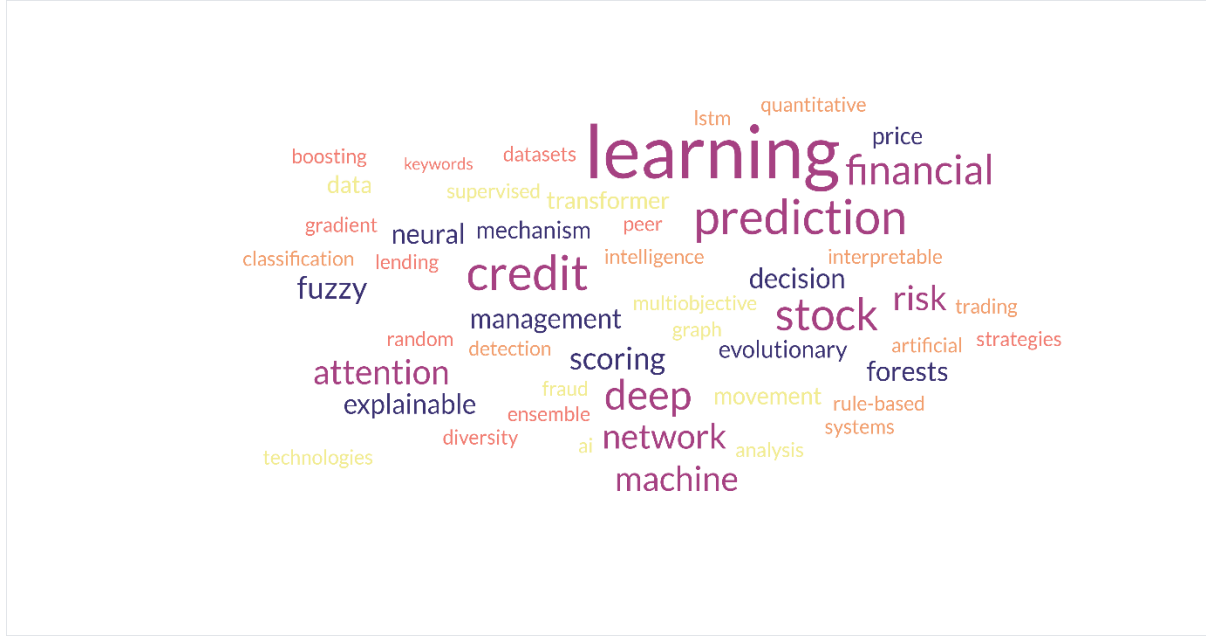


Fig 6. Keyword Analysis

(Fig 6) shows the keyword analysis, which offers substantial insights into the prevailing issues and research focal areas at the intersection of finance and Explainable AI (XAI). The Fig highlights the critical aspects of learning, explainability, prediction, credit, stock, finance, and risk management. The increasing emphasis on interpretability, particularly in complex financial models, underscores the importance of fuzzy logic, explainability, and attention mechanisms.

The bar chart in (Fig 7) depicts the distribution of papers published each year. The analysis of publication trends indicates that there has been a lot more research on



Fig 7. Annual Trend of Published Papers

Explainable AI (XAI) in finance after 2019. The interest rate peak in 2019-2020 and remain high in the years following.

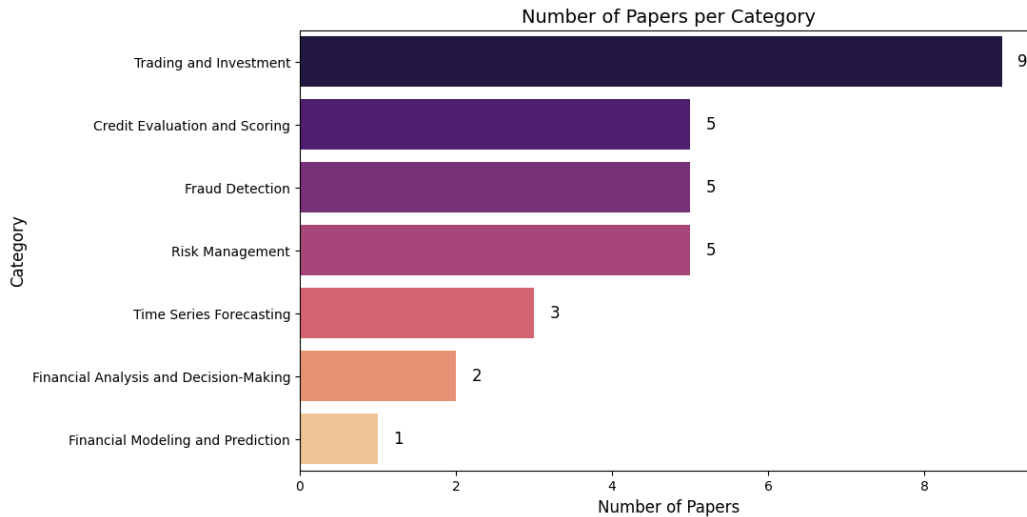


Fig 8. Distribution of Research Papers Across Financial Domains

The expansion of research across diverse areas of finance indicates that a lot of attention is being paid to in critical areas. Trading and Investment lead the category, followed by Credit Evaluation, Fraud Detection, and Risk Management (Fig 8).

The leading journal in the distribution of research publications is Expert Systems with Applications, followed by IEEE Transactions on Fuzzy Systems and Decision Support Systems. Top conferences such as IJCAI, KDD, and WWW highlight the increasing scholarly and commercial attention on XAI-driven financial applications (Fig 9).

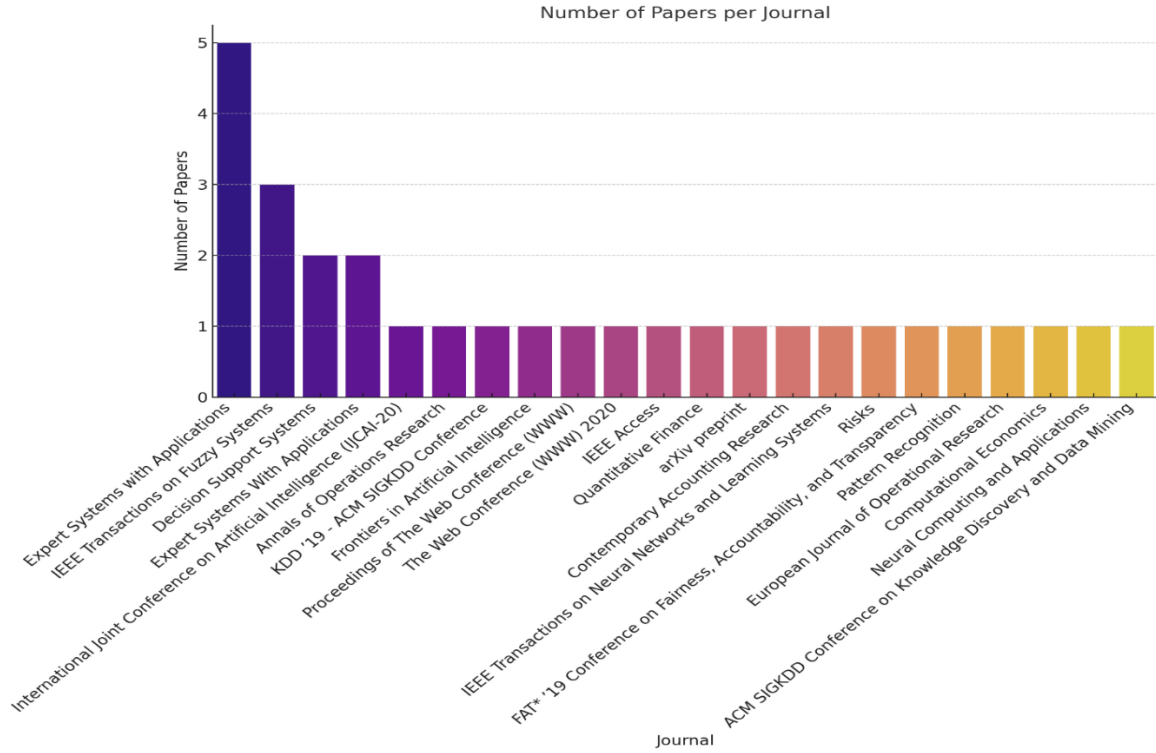


Fig 9. Journal and Conference Distribution

As in the case of the usage of XAI methods, attention mechanisms, SHAP, and feature importance analysis emerge as the most frequently employed techniques. The trend also shows the acceptance of XAI approaches is the increasing dependence on attention-based models and SHAP explanations (Fig 10). The adoption of feature attribution techniques such as SHAP and LIME has acquired momentum in credit scoring and fraud detection. Furthermore, complementing

sophisticated black-box models in high-frequency trading and algorithmic decision-making are post-hoc explainability methods.

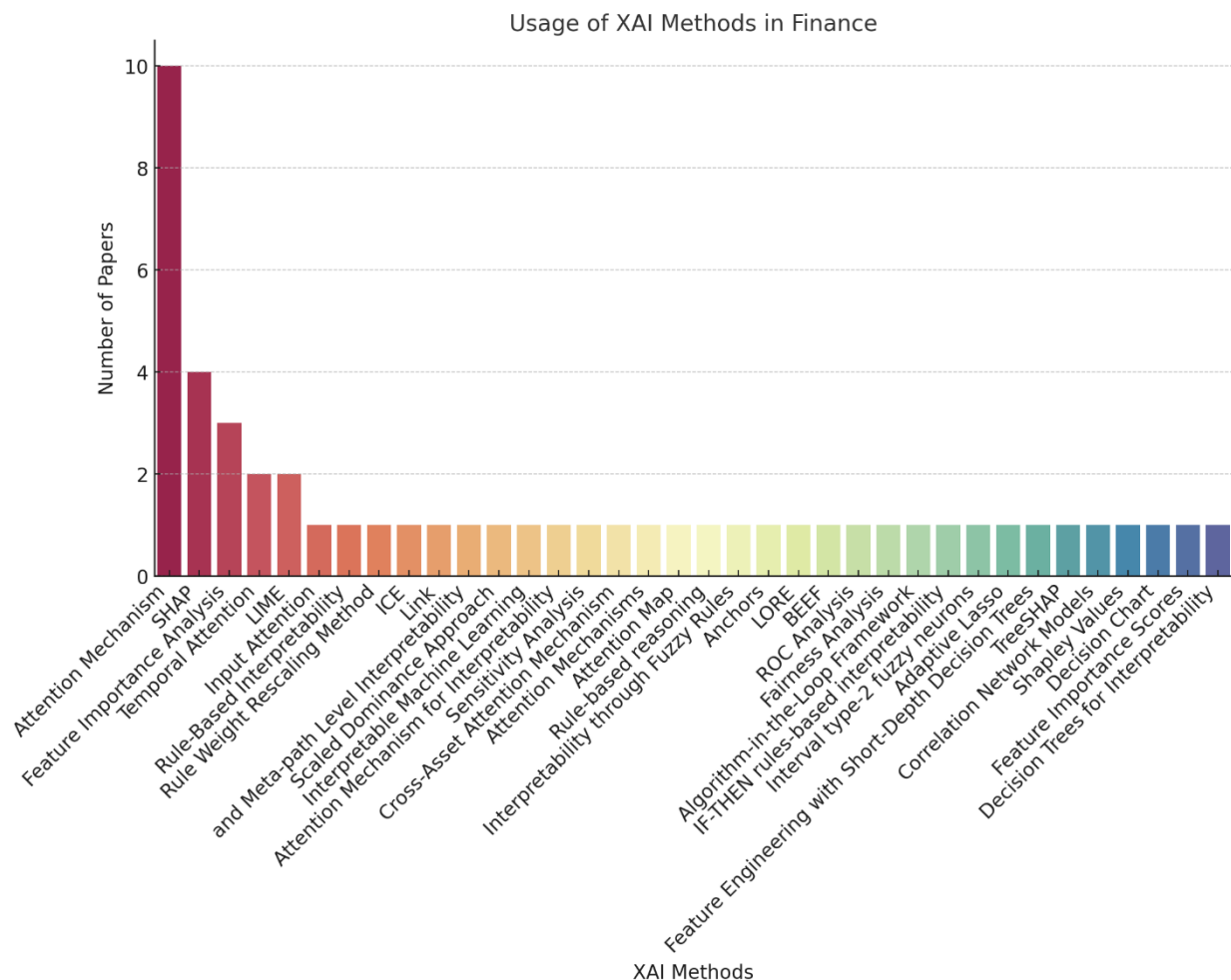


Fig 10. Adoption of XAI Techniques

The co-occurrence analysis of XAI and ML algorithms in financial research demonstrates distinct preferences for explainability techniques based on machine learning model complexity (Fig 11). SHAP, attention mechanisms, and feature

neural network transparency tools.

Of the chosen studies, trade and investment category accounts for 26.5%, credit evaluation and scoring accounts for 23.5%, and fraud detection accounts for 20.6% of the study. The concentration on investment, risk reduction, and decision transparency shown by the high presence of these categories' points to their increasing importance and dominance. Many of these research use machine learning models—often combining explainability techniques as SHAP, LIME, and Feature Importance Scores to increase openness. Particularly in financial time series forecasting, stock price prediction, and portfolio optimization, a great deal of research center on trading and investment. To improve prediction accuracy researchers, use LSTM, Transformer-based architectures, and Reinforcement Learning models. In this field, attention methods are extensively applied to highlight the primary financial factors affecting market movements, hence enhancing model interpretability. Several publications also provide multi-objective optimization methods that balance explainability with forecast accuracy, therefore enabling financial analysts to better understand AI-driven trading strategies.

With many studies using network-based analysis, anomaly detection, and deep learning methods to identify fraudulent transactions, fraud detection is still a major focus of research. These researches seek to minimize false positives—a recurring difficulty in the financial industry—while simultaneously increasing fraud detection accuracy. Often used are approaches include hierarchical attention networks for deep learning-based fraud identification, random forests for transaction analysis, and graph-based fraud detection models. These models depend much on feature attribution and counterfactual explanations, which offer clear justifications for identified fraudulent activities. Comprising 14.7% of the chosen papers, research in risk management investigates the function of explainable artificial intelligence in credit risk assessment, financial regulation, and decision-making openness. Commonly utilized approaches include Shapley values, correlation network models,

and counterfactual explanations. In banking and finance, where responsibility and justice in AI decision-making are vital, these studies show the increasing requirement of interpretable artificial intelligence models. The variety of methodological techniques used in different financial subfields emphasizes how rapidly hybrid machine learning and deep learning models are being accepted. Underlining the industry's need for open, interpretable, and regulation-compliant AI solutions, the most often employed explainability methodologies are SHAP, LIME, Attention Mechanisms, and Feature Attribution Scores.

Our analysis of the publication trends shows a notable rise in research post-2018 in line with the acceptance of explainability in finance. Extensively referenced are deep learning-based explainability methods for trading and investment, especially Transformer-based models and LSTM architecture used for portfolio optimization and stock price prediction. Many research proposes multi-head attention processes, which offer more thorough understanding of the main market factors affecting investment choices. These studies show how urgently interpretable artificial intelligence-driven trading techniques matching financial expert expectations are needed. Particularly studies using graph-based and anomaly detection algorithms have attracted a lot of references in fraud detection research. Many of these research center on financial transaction fraud detection using deep learning explainability methods to increase model openness. By means of saliency maps and hierarchical attention processes, financial analysts can grasp the reasons behind specific transaction flagging as fraudulent, thereby lowering false positives and raising detection accuracy. Research on risk management and regulatory compliance is also becoming more popular; papers on fairness in AI-driven financial systems are driving more citations for both. Research including causality-driven risk assessment systems, justice-aware artificial intelligence models, and counterfactual explanations shows a rising focus on guaranteeing ethical and fair financial AI models. Combining decision forests with correlation-adjusted models to improve interpretability while keeping good predictive accuracy, several articles

provide ensemble solutions for reducing financial risk.

There are several limitations that are evident across the reviewed studies as well. (Qin et al. 2017) (Xia et al. 2017) (Moscatto et al. 2021) suffers from limited real-time application. The need for further exploration of the model behavior is required in (Van Vlasselaer et al. 2015). Dataset constraints present another significant limitation in (Jin et al. 2020) (Dumitrescu et al. 2022) (Wang et al. 2022) (Chen and Ge 2019) (Zhong et al. 2020) (Florez-Lopez and Ramon-Jeronimo 2015). Significantly higher computational costs pose a constraint in studies such as (Cao et al. 2020) (Cheng et al. 2022) (Tran et al. 2018) (Huang et al. 2023) (Sanz et al. 2014) (Craja et al. 2020) (Antonelli et al. 2017) (Wang et al. 2019) (Van Vlasselaer et al. 2015) (Addo et al. 2018), where complex model architectures lead to significant processing overheads as well as limiting scalability.

4.3 Challenges in Implementing XAI in Financial domain

Though XAI holds great promise for finance, various obstacles have hampered its acceptance. AI systems should clearly explain their outputs; the way a system interacts with a user should never be taken as though the choice was made by a person rather than a machine (Purificato et al. 2023). However, developing models that are both accurate and interpretable is challenging due in great part to the complexity of financial data and the numerous links between variables. Moreover, even if XAI approaches may explain model decisions, there is usually a trade-off between model interpretability and accuracy since simpler models may offer more direct explanations but at the expense of lowered predictive performance. The ethical and legal ramifications of XAI in finance provide another difficulty especially in terms of guaranteeing justice, openness, and responsibility in artificial intelligence-driven decision-making. Last but not least, the absence of uniform evaluation systems for XAI in finance poses a major challenge since practitioners and academics lack common benchmarks to evaluate the success of several

approaches. Many of the current artificial intelligence models in financial applications are still seen as "black-box" technology, which makes it challenging for stakeholders to completely trust or understand the decision-making process supporting AI projections. Among the several difficulties this lack of openness generates are ethical ones, questions about regulatory compliance, and doubts on the validity of decisions made by AI-driven companies. Therefore, resolving these challenges and supporting ethical AI deployment in the industry depends on investigating XAI approaches in the framework of finance.

5 Conclusion

In the last few years, AI has achieved a notable momentum that, if harnessed appropriately, may deliver the best of expectations in finance. Integration of XAI in finance reflects a basic movement toward more transparent, responsible, and interpretable financial decision-making. In this paper, the junction of XAI and finance has been methodically investigated, underlining important trends, methodological developments, and useful applications of explainability methodologies. Notwithstanding these developments, some issues still exist, especially in the scalability, real-time application, and XAI standardization in financial systems. As lack of interpretability and auditability of AI and Machine Learning (ML) methods could become a macro-level risk ([Board 2017](#)), it is imperative to learn how the inherent models work. Researchers, practitioners, and industry working together will help to create stronger, more scalable, and domain-specific explainability solutions from addressing these shortcomings. This improved interpretability and transparency would boost confidence in the models, allowing them to be widely used in real-world applications. As artificial intelligence (AI) continues to transform financial markets, the ability to explain and defend algorithmic models will be important for generating confidence, ensuring fairness, and meeting regulatory obligations. The rise of XAI in finance is more than just a

technological advancement; it represents a necessary paradigm shift toward ethical, responsible, and transparent AI-powered financial systems.

Appendix

Table 2: Taxonomy of XAI Applications

Paper Name	Author	Publication Year	Category	Keywords	ML Algorithm	XAI Methods	Evaluation Metrics	Journal Name
A Dual-Stage Attention-Based Recurrent Neural Network for Time Series Prediction	(Qin et al. 2017)	2017	Time Series Forecasting		Dual-Stage Attention-Based RNN (DARNN), LSTM, GRU	Input Attention, Temporal Attention	RMSE, MAE, MAPE	arXiv preprint
A Boosted Decision Tree Approach Using Bayesian Hyperparameter Optimization for Credit Scoring	(Xia et al. 2017)	2017	Credit Evaluation and Scoring	Credit scoring, Boosted decision tree, Bayesian hyperparameter optimization	Extreme Gradient Boosting (XGBoost), Bayesian Optimization	Feature Importance Scores, Decision Chart	Accuracy, Error Rate, AUC-H Measure, Brier Score	Expert Systems With Applications
APATE: A Novel Approach for Automated Credit Card Transaction Fraud Detection using Network-Based Extensions	(Van Vlasselaer et al. 2015)	2015	Fraud Detection	Credit card transaction fraud, network analysis, bipartite graphs, supervised learning	Logistic Regression, Neural Networks, Random Forest	Feature Importance Analysis	AUC, Accuracy, Balanced Accuracy	Decision Support Systems
Stock	(Jin,	2020	Trading	Stock market	LSTM,	Attention	MAE, RMSE,	Neural

closing price prediction based on sentiment analysis and LSTM	Yang, and Liu 2020		and Investment	prediction, Long short-term memory, Attention mechanism, Empirical mode decomposition	CNN	Mechanism	MAPE, R ² , Granger Causality	Computing and Applications
Explainable Machine Learning in Credit Risk Management	(Bussmann et al. 2021)	2021	Risk Management	Credit risk management, Explainable AI, Financial technologies, Similarity networks	XGBoost, Logistic Regression	Shapley Values, Correlation Network Models, TreeSHAP	AUC, Misclassification Rate, Receiver Operating Characteristics (ROC)	Computational Economics
Machine Learning for Credit Scoring: Improving Logistic Regression with Non-Linear Decision-Tree Effects	(Dumitrescu et al. 2022)	2022	Credit Evaluation and Scoring	Risk management, Credit scoring, Machine learning, Interpretability, Econometrics.	Penalised Logistic Tree Regression (PLTR), Random Forest, Support Vector Machine (SVM), Neural Networks (NN)	Feature Engineering with Short-Depth Decision Trees, Adaptive Lasso	AUC, Brier Score, Kolmogorov-Smirnov Statistic (KS), Percentage of Correct Classification (PCC), Partial Gini Index (PGI)	European Journal of Operational Research
Multiobjective Evolution of Fuzzy Rough Neural Network via Distributed Parallelism for Stock Prediction	(Cao et al. 2020)	2020	Trading and Investment	Distributed parallelism, evolutionary neural network, fuzzy rough neural network (FRNN), multiobjective evolution, stock price	Fuzzy Rough Neural Network (FRNN), Multiobjective Evolutionary Algorithm (MOEA)	Interval type-2 fuzzy neurons, IF-THEN rules-based interpretability	Prediction Precision (MAE, RMSE), Network Simplicity	IEEE Transactions on Fuzzy Systems

				prediction				
Financial time series forecasting with multi-modality graph neural network	(Cheng et al. 2022)	2022	Time Series Forecasting	Graph neural network, Graph attention, Deep learning, Quantitative investment	Multi-modality Graph Neural Network (MAGNN)	Two-phase Attention Mechanism (Inner-Modality and Inter-Modality Attention)	Micro-F1, Macro-F1, Weighted-F1, Accumulated Return, Daily Return, Sharpe Ratio	Pattern Recognition
Disparate Interaction s: An Algorithm-in-the-Loop Analysis of Fairness in Risk Assessments	(Green and Chen 2019)	2019	Risk Management	Fairness, risk assessment, behavioral experiment, Mechanical Turk	Gradient Boosted Trees	Algorithm-in-the-Loop Framework, Fairness Analysis	Area Under Curve (AUC), False Positive Rate, Brier Score	FAT* '19 Conference on Fairness, Accountability, and Transparency
Credit Risk Analysis Using Machine and Deep Learning Models	(Addo, Guegan, and Hassani 2018)	2018	Risk Management	Credit risk, financial regulation, data science, Big Data, deep learning	Elastic Net, Random Forest, Gradient Boosting Machine (GBM), Neural Network (Deep Learning)	Feature Importance Analysis, ROC Analysis	AUC (Area Under Curve), Root Mean Square Error (RMSE), Gini Index	Risks
Temporal Attention-Augmented Bilinear Network for Financial Time-Series Data Analysis	(Tran et al. 2018)	2018	Time Series Forecasting	Bilinear projection, feedforward neural network, financial data analysis, temporal attention, time-series prediction.	Bilinear Network, Temporal Attention Mechanism	Attention Mechanism for Temporal Interpretability	Micro-F1, Macro-F1, Weighted-F1, Computational Complexity, Training Time	IEEE Transactions on Neural Networks and Learning Systems
A Benchmark	(Moscato ,	2021	Credit Evaluation	Credit score prediction,	Logistic Regression,	LIME, SHAP,	AUC, Sensitivity	Expert Systems

of Machine Learning Approaches for Credit Score Prediction	Picariello, and Sperli 2021		on and Scoring	Benchmark, Supervised learning, Machine learning, Explainable artificial intelligence	Random Forest, Multi-layer Perceptron (MLP)	Anchors, BEEF, LORE	(TPR), Specificity (TNR), Accuracy (ACC), G-Mean, False Positive Rate	with Applications
(Huang, Wang, and Yang 2023)		2023	Financial Analysis and Decision-Making	Deep learning, large language model, transfer learning, interpretable machine learning, sentiment classification, environment, social, and governance (ESG)	BERT, FinBERT, Convolutional Neural Network (CNN), Long Short-Term Memory (LSTM), Support Vector Machine (SVM), Random Forest (RF)	Feature Importance Analysis, Interpretable Machine Learning	Accuracy, Precision, Recall, F1 Score, AUC	Contemporary Accounting Research
A Compact Evolutionary Interval-Valued Fuzzy Rule-Based Classification System for the Modeling and Prediction of Real-World Financial Applications With Imbalanced Data	(Sanz et al. 2014)	2014	Financial Modeling and Prediction	Evolutionary algorithms, financial applications, interval-valued fuzzy rule-based classification systems, intervalvalued fuzzy sets (IVFSs).	Interval-Valued Fuzzy Rule-Based Classification System (IVTURSFC), Evolutionary Algorithm	Interpretability through Fuzzy Rules, Rule Weight Rescaling Method	Geometric Mean (GM), True Positive Rate (TPR), True Negative Rate (TNR), Accuracy	IEEE Transactions on Fuzzy Systems

Hierarchical Multi-Scale Gaussian Transformer for Stock Movement Prediction	(Ding et al. 2020)	2020	Trading and Investment	Transformer, Multi-Scale Gaussian Prior, Orthogonal Regularization, Trading Gap Splitter, Stock Movement Prediction	Transformer, Multi-Scale Gaussian Transformer	Attention Mechanism for Hierarchical Interpretability	Accuracy, Matthews Correlation Coefficient (MCC)	International Joint Conference on Artificial Intelligence (IJCAI-20)
An Explainable AI Decision-Support System to Automate Loan Underwriting	(Sachan et al. 2020b)	2020	Credit Evaluation and Scoring	Explainable artificial intelligence, Interpretable machine learning, Loan underwriting, Evidential reasoning, Belief-rule-base Automated decision making	Gradient Boosting Models (GBM), Random Forest	SHAP, ICE	Loan Approval Rates, Model Fairness	Expert Systems with Applications
Deep Learning for Detecting Financial Statement Fraud	(Craja, Kim, and Lessman 2020)	2020	Fraud Detection	Fraud detection, Financial statements, Deep learning, Text analytics	Hierarchical Attention Network (HAN), LSTM, Random Forest, XGBoost, GPT-2	Attention Mechanism, LIME (Local Interpretable Model-Agnostic Explanations)	AUC, Sensitivity, Specificity, F1-Score, F2-Score, Accuracy	Decision Support Systems
Stock market index prediction using deep Transformer model	(Wang et al. 2022)	2022	Trading and Investment	Deep learning, Transformer, Stock index prediction	Transformer, CNN, RNN, LSTM	Attention Mechanism	Mean Absolute Error (MAE), Mean Squared Error (MSE), Mean Absolute Percentage Error (MAPE), Sharpe Ratio,	Expert Systems With Applications

							Volatility, Max Drawdown	
Exploring the Attention Mechanism in LSTM- based Hong Kong Stock Price Movement Prediction	(Chen and Ge 2019)	2019	Trading and Investme nt	LSTM, Stock price, Prediction	Long Short- Term Memory (LSTM), Attention- based LSTM	Attention Mechanism	Accuracy, Precision, Recall, F1 Score	Quantitati ve Finance
A Deep Learning Approach for Credit Scoring of Peer-to- Peer Lending Using Attention Mechanism LSTM	(Wang et al. 2018)	2018	Credit Evaluati on and Scoring	P2P lending, credit scoring, machine learning, deep learning, LSTM, attention mechanism	LSTM, Bi- directional LSTM (BLSTM), Attention Mechanism	Attention Mechanism for Interpretab ility	ROC Curve, AUC (Area Under Curve), Kolmogorov- Smirnov (KS) Statistic	IEEE Access
Financial Defaulter Detection on Online Credit Payment via Multi- view Attributed Heterogene ous Informatio n Network	(Zhong et al. 2020)	2020	Fraud Detectio n	Financial defaulter detection, Multi-view attributed heterogeneou s information network, Meta-path encoder	Meta-path based Path Encoder, Neural Networks, Attention Mechanism , Softmax Classifier	Attention Mechanism for Node, Link, and Meta-path Level Interpretab ility	AUC (Area Under the Curve), Recall@Precisi on=0.1	The Web Conferenc e (WWW) 2020
Multiobject ive Evolutionar y Optimizatio n of Type-2 Fuzzy	(Antonel li et al. 2017)	2017	Financia l Analysis and Decision- Making	Financial datasets, multiobjectiv e evolutionary fuzzy systems,	Type-2 Fuzzy Rule-Based Classifier, Multiobject ive Evolutiona	Rule-Based Interpretab ility, Scaled Dominance Approach	Accuracy, Complexity (Number of Rules), True Positive Rate (TPR), False Positive Rate	IEEE Transactio ns on Fuzzy Systems

Rule-Based Systems for Financial Data Classificati on				type-2 fuzzy rule-based classifiers, unbalanced datasets.	ry Algorithm (MOEA), C4.5 Decision Tree, FURIA		(FPR)	
Financial Defaulter Detection on Online Credit Payment via Multi- view Attributed Heterogene ous Informatio n Network	(Zhong et al. 2020)	2020	Fraud Detectio n	Cross- country study, national culture, individualism , stock price crash risk	Meta-path- based Path Encoder, Attention Mechanism , Multi- view Learning	Attention Mechanism for Interpretab ility	AUC (Area Under Curve), Recall@Precisi on=0.1	Procedin gs of The Web Conferenc e (WWW)
Explainabl e AI in Fintech Risk Manageme nt	(Bussma nn et al. 2020)	2020	Risk Manage ment	Credit risk management, explainable AI, financial technologies, peer to peer lending, logistic regression, predictive models	Logistic Regression, XGBoost	SHAP	Accuracy, ROC-AUC	Frontiers in Artificial Intelligenc e
AlphaStock : A Buying- Winners- and- Selling- Losers Investment Strategy using Interpretab le Deep Reinforcem ent	(Wang et al. 2019)	2019	Trading and Investme nt	Quantitative Trading, Portfolio Management	Reinforcem ent Learning, Deep Attention Networks, Long Short- Term Memory (LSTM)	Sensitivity Analysis, Cross- Asset Attention Mechanism	Sharpe Ratio, Annualized Percentage Rate (APR), Maximum Drawdown (MDD), Calmar Ratio (CR), Downside Deviation Ratio (DDR)	KDD '19 - ACM SIGKDD Conferenc e

Attention Networks								
Forecasting Daily Stock Trend Using Multi- Filter Feature Selection and Deep Learning	(Haq et al. 2021)	2021	Trading and Investment	Stock trend prediction, Feature selection, Deep learning, Machine learning	Logistic Regression, Support Vector Machine (SVM), Random Forest, Deep Generative Models, Variational AutoEncoder (VAE), Attention Mechanism	Attention Mechanism	Prediction Accuracy, Classification Accuracy, Sensitivity, Specificity	Expert Systems with Applications
Enhancing accuracy and interpretability of ensemble strategies in credit risk assessment	(Florez-Lopez and Ramon-Jeronimo 2015)	2015	Risk Management	Ensemble strategies, Credit scoring, Decision forests, Diversity, Gradient boosting, Random forests	Correlated- Adjusted Decision Forest (CADF)	SHAP	Accuracy, RMSE, Precision	Annals of Operations Research
Transformer-based Attention Network for Stock Movement Prediction	(Zhang et al. 2022)	2022	Trading and Investment	Stock movement prediction, Deep learning, Transformer, Attention	Transformer, LSTM, Multihead Attention, Temporal Attention	Visualization of Attention Scores (Multihead and Temporal Attention Mechanisms)	Accuracy, Matthews Correlation Coefficient (MCC)	Expert Systems with Applications
Accurate Multivariate Stock Movement Prediction	(Yoo et al. 2021)	2021	Trading and Investment	Stock movement prediction, transformers, attention	Data-axis Transformer with Multi-Level	Attention Map, Temporal Attention	Accuracy, Matthews Correlation Coefficient (MCC),	ACM SIGKDD Conference on Knowledge

via Data-				mechanism	Contexts		Investment	e
Axis					(DTML)		Simulation	Discovery
Transforme							(Annualized	and Data
r with							Return)	Mining
Multi-Level								
Contexts								
Enhancing	(Florez-	2015	Fraud	Ensemble	Gradient	Rule-based	Accuracy Rate,	Expert
accuracy	Lopez		Detectio	strategies,	Boosting,	reasoning,	Type I & II	Systems
and	and		n	Credit	Random	Decision	Error, AUC,	with
interpretab	Ramon-			scoring,	Forests,	Trees for	Statistical	Applicatio
ility of	Jerolim			Decision	Decision	Interpretab	Tests	ns
ensemble	o 2015)			forests,	Trees	ility		
strategies				Diversity,				
in credit				Gradient				
risk				boosting,				
assessment				Random				
. A				forests				
correlated-								
adjusted								
decision								
forest								
proposal								

References

- Adadi, Amina, and Mohammed Berrada. 2018. [Peeking inside the Black-Box: A Survey on Explainable Artificial Intelligence \(XAI\)](#). Vol. 6. IEEE.
- Addo, Peter Martey, Dominique Guegan, and Bertrand Hassani. 2018. [Credit Risk Analysis Using Machine and Deep Learning Models](#). Vol. 6. MDPI.
- Antonelli, Michela, Dario Bernardo, Hani Hagra, and Francesco Marcelloni. 2017. "Multiobjective Evolutionary Optimization of Type-2 Fuzzy Rule-Based Systems for Financial Data Classification." *IEEE Transactions on Fuzzy Systems* 25(2):249–64. [doi:10.1109/TFUZZ.2016.2578341](#)
- Arrieta, Alejandro Barredo, Natalia Díaz-Rodríguez, Javier Del Ser, Adrien Bennetot, Siham Tabik, Alberto Barbado, Salvador García, Sergio Gil-López, Daniel Molina, and Richard Benjamins. 2020. [Explainable Artificial Intelligence \(XAI\): Concepts, Taxonomies, Opportunities and Challenges toward Responsible AI](#). Vol. 58. Elsevier
- Bahoo, Salman, Marco Cucculelli, Xhoana Goga, and Jasmine Mondolo. 2024. "Artificial Intelligence in Finance: A Comprehensive Review through Bibliometric and Content Analysis." *SN Business & Economics* 4(2):23. [doi: 10.1007/s43546-023-00618-x](#)
- Board, FSB Financial Stability. 2017. [Artificial Intelligence and Machine Learning in Financial Services: Market Developments and Financial Stability Implications](#). Financial Stability Board.
- Bornstein, Aaron M. 2016. "Is Artificial Intelligence Permanently Inscrutable?" *Nautilus*. Retrieved January 29, 2025 [https://nautil.us/is-artificial-intelligence-permanently-inscrutable-236088/](#)
- Bracke, Philippe, Anupam Datta, Carsten Jung, and Shayak Sen. 2019. "[Machine Learning Explainability in Finance: An Application to Default Risk Analysis](#)."
- Bussmann, Niklas, Paolo Giudici, Dimitri Marinelli, and Jochen Papenbrock. 2020. [Explainable AI in Fintech Risk Management](#). Vol. 3. Frontiers Media SA.

- Bussmann, Niklas, Paolo Giudici, Dimitri Marinelli, and Jochen Papenbrock. 2021. [“Explainable Machine Learning in Credit Risk Management.”](#) Computational Economics 57(1):203–16. doi: 10.1007/s10614-020-10042-0.
- Cao, Bin, Jianwei Zhao, Zhihan Lv, Yu Gu, Peng Yang, and Saman K. Halgamuge. 2020. [Multiobjective Evolution of Fuzzy Rough Neural Network via Distributed Parallelism for Stock Prediction.](#) Vol. 28. IEEE.
- Cao, Sean, Wei Jiang, Junbo Wang, and Baozhong Yang. 2024. “From Man vs. Machine to Man + Machine: The Art and AI of Stock Analyses.” Journal of Financial Economics 160:103910. doi: 10.1016/j.jfineco.2024.103910.
- Chen, Shun, and Lei Ge. 2019. “Exploring the Attention Mechanism in LSTM-Based Hong Kong Stock Price Movement Prediction.” Quantitative Finance 19(9):1507–15. doi: 10.1080/14697688.2019.1622287.
- Chen, Tianqi, and Carlos Guestrin. 2016. [“XGBoost: A Scalable Tree Boosting System.”](#) Pp. 785–94 in [Proceedings of the 22nd ACM SIGKDD International Conference on Knowledge Discovery and Data Mining.](#) San Francisco California USA: ACM.
- Cheng, Dawei, Fangzhou Yang, Sheng Xiang, and Jin Liu. 2022. [Financial Time Series Forecasting with Multi-Modality Graph Neural Network.](#) Vol. 121. Elsevier.
- Clancey, William J. 1986. [From GUIDON to NEOMYCIN and HERACLES in Twenty Short Lessons.](#) Vol. 7.
- Clancey, William J. 2014. [“Methodology for Building an Intelligent Tutoring System.”](#) Pp. 51–83 in *Methods and tactics in cognitive science.* Psychology Press.
- Craja, Patricia, Alisa Kim, and Stefan Lessmann. 2020. [Deep Learning for Detecting Financial Statement Fraud.](#) Vol. 139. Elsevier.
- Das, Arun, and Paul Rad. 2020. [“Opportunities and Challenges in Explainable Artificial Intelligence \(XAI\): A Survey.”](#)

- Ding, Qianggang, Sifan Wu, Hao Sun, Jiadong Guo, and Jian Guo. 2020. “[Hierarchical Multi-Scale Gaussian Transformer for Stock Movement Prediction](#).” Pp. 4640–46 in IJCAI.
- Dumitrescu, Elena, Sullivan Hué, Christophe Hurlin, and Sessi Tokpavi. 2022. [Machine Learning for Credit Scoring: Improving Logistic Regression with Non-Linear Decision-Tree Effects](#). Vol. 297. Elsevier.
- Dwivedi, Rudresh, Devam Dave, Het Naik, Smiti Singhal, Rana Omer, Pankesh Patel, Bin Qian, Zhenyu Wen, Tejal Shah, Graham Morgan, and Rajiv Ranjan. 2023. “[Explainable AI \(XAI\): Core Ideas, Techniques, and Solutions](#).” ACM Computing Surveys 55(9):1–33. doi: 10.1145/3561048.
- Florez-Lopez, Raquel, and Juan Manuel Ramon-Jeronimo. 2015. [Enhancing Accuracy and Interpretability of Ensemble Strategies in Credit Risk Assessment. A Correlated-Adjusted Decision Forest Proposal](#). Vol. 42. Elsevier.
- Giudici, Paolo, and Emanuela Raffinetti. 2023. [SAFE Artificial Intelligence in Finance](#). Vol. 56. Elsevier.
- Goebel, Randy, Ajay Chander, Katharina Holzinger, Freddy Lecue, Zeynep Akata, Simone Stumpf, Peter Kieseberg, and Andreas Holzinger. 2018. “[Explainable AI: The New 42?](#)” Pp. 295–303 in Machine Learning and Knowledge Extraction. Vol. 11015, Lecture Notes in Computer Science, edited by A. Holzinger, P. Kieseberg, A. M. Tjoa, and E. Weippl. Cham: Springer International Publishing.
- Goodell, John W., Sami Ben Jabeur, Foued Saâdaoui, and Muhammad Ali Nasir. 2023. “Explainable Artificial Intelligence Modeling to Forecast Bitcoin Prices.” International Review of Financial Analysis 88:102702. doi: [10.1016/j.irfa.2023.102702](#).
- Green, Ben, and Yiling Chen. 2019. “[Disparate Interactions: An Algorithm-in-the-Loop Analysis of Fairness in Risk Assessments](#).” Pp. 90–99 in Proceedings of the Conference on Fairness, Accountability, and Transparency. Atlanta GA USA: ACM.

- Gunning, David, and David Aha. 2019. [DARPA's Explainable Artificial Intelligence \(XAI\) Program. Vol. 40.](#)
- Haq, Anwar Ul, Adnan Zeb, Zhenfeng Lei, and Defu Zhang. 2021. [Forecasting Daily Stock Trend Using Multi-Filter Feature Selection and Deep Learning.](#) Vol. 168. Elsevier.
- Harford, Tim. 2014. ["Big Data: Are We Making a Big Mistake?"](#)
- Hawkins, Jeff. 2017. ["Special Report : Can We Copy the Brain? - What Intelligent Machines Need to Learn from the Neocortex."](#) IEEE Spectrum 54(6):34–71. doi: 10.1109/MSPEC.2017.7934229.
- Hidayat, Muhammad, Siska Yulia Defitri, and Haim Hilman. 2024. ["The Impact of Artificial Intelligence \(AI\) on Financial Management."](#) Management Studies and Business Journal (PRODUCTIVITY) 1(1):123–29.
- Hoffman, Robert R., Shane T. Mueller, Gary Klein, and Jordan Litman. 2019. ["Metrics for Explainable AI: Challenges and Prospects."](#)
- Huang, Allen H., Hui Wang, and Yi Yang. 2023. "FinBERT: A Large Language Model for Extracting Information from Financial Text." Contemporary Accounting Research 40(2):806–41. doi: [10.1111/1911-3846.12832.](#)
- Jin, Zhigang, Yang Yang, and Yuhong Liu. 2020. ["Stock Closing Price Prediction Based on Sentiment Analysis and LSTM."](#) Neural Computing and Applications 32(13):9713–29. doi: 10.1007/s00521-019-04504-2.
- Khaleghi, B. n.d. ["An Explanation of What, Why, and How of eXplainable AI \(XAI\). 2020."](#)
- Kuang, Cliff. 2017. "Can A.I. Be Taught to Explain Itself? - The New York Times." Retrieved January 29, 2025 <https://www.nytimes.com/2017/11/21/magazine/can-ai-be-taught-to-explain-itself.html>
- Lakkaraju, Himabindu, Ece Kamar, Rich Caruana, and Jure Leskovec. 2017. ["Interpretable & Explorable Approximations of Black Box Models."](#)

- LeCun, Yann, Yoshua Bengio, and Geoffrey Hinton. 2015. "Deep Learning." *Nature* 521(7553):436–44. [doi: 10.1038/nature14539](https://doi.org/10.1038/nature14539).
- Liaw, A. 2002. "[Classification and Regression by randomForest.](#)" *R News*.
- Linardatos, Pantelis, Vasilis Papastefanopoulos, and Sotiris Kotsiantis. 2020. [Explainable Ai: A Review of Machine Learning Interpretability Methods](#). Vol. 23. MDPI.
- McKeown, Kathleen R., and William R. Swartout. 1987. "Language Generation and Explanation." *Annual Review of Computer Science* 2(Volume 2, 1987):401–49. [doi: 10.1146/annurev.cs.02.060187.002153](https://doi.org/10.1146/annurev.cs.02.060187.002153).
- Mikulak, Anna. 2017. "[Uncommon Insights Into Common Knowledge.](#)" *APS Observer* 30.
- Moore, Johanna D., and William R. Swartout. n.d. "[1990-Pointing: A Way Toward Explanation Dialogue.](#)"
- Moscato, Vincenzo, Antonio Picariello, and Giancarlo Sperlí. 2021. [A Benchmark of Machine Learning Approaches for Credit Score Prediction](#). Vol. 165. Elsevier.
- Nallakaruppan, M. K., Balamurugan Balusamy, M. Lawanya Shri, V. Malathi, and Siddhartha Bhattacharyya. 2024. "[An Explainable AI Framework for Credit Evaluation and Analysis.](#)" *Applied Soft Computing* 153:111307.
- Nallakaruppan, M. K., Himakshi Chaturvedi, Veena Grover, Balamurugan Balusamy, Praveen Jaraut, Jitendra Bahadur, V. P. Meena, and Ibrahim A. Hameed. 2024. [Credit Risk Assessment and Financial Decision Support Using Explainable Artificial Intelligence](#). Vol. 12. MDPI.
- Pavlus. 2017. "Stop Pretending You Really Know What AI Is and Read This Instead." *Quartz*. Retrieved January 29, 2025 <https://qz.com/1067123/stop-pretending-you-really-know-what-ai-is-and-read-this-instead>
- Polikar, Robi. 2012. "[Ensemble Learning.](#)" Pp. 1–34 in *Ensemble Machine Learning*, edited by C. Zhang and Y. Ma. New York, NY: Springer New York.

- Purificato, Erasmo, Flavio Lorenzo, Francesca Fallucchi, and Ernesto William De Luca. 2023. [“The Use of Responsible Artificial Intelligence Techniques in the Context of Loan Approval Processes.”](#) International Journal of Human–Computer Interaction 39(7):1543–62. doi: 10.1080/10447318.2022.2081284.
- Qin, Yao, Dongjin Song, Haifeng Chen, Wei Cheng, Guofei Jiang, and Garrison Cottrell. 2017. [“A Dual-Stage Attention-Based Recurrent Neural Network for Time Series Prediction.”](#)
- Rai, Arun. 2020. [“Explainable AI: From Black Box to Glass Box.”](#) Journal of the Academy of Marketing Science 48(1):137–41. doi: 10.1007/s11747-019-00710-5.
- Sachan, Swati, Jian-Bo Yang, Dong-Ling Xu, David Erasmo Benavides, and Yang Li. 2020a. [“An Explainable AI Decision-Support-System to Automate Loan Underwriting.”](#) Expert Systems with Applications 144:113100. doi: 10.1016/j.eswa.2019.113100.
- Sanz, José Antonio, Dario Bernardo, Francisco Herrera, Humberto Bustince, and Hani Hagras. 2014. [A Compact Evolutionary Interval-Valued Fuzzy Rule-Based Classification System for the Modeling and Prediction of Real-World Financial Applications with Imbalanced Data.](#) Vol. 23. IEEE.
- Talaat, Fatma M., Abdussalam Aljadani, Mahmoud Badawy, and Mostafa Elhosseini. 2024. [“Toward Interpretable Credit Scoring: Integrating Explainable Artificial Intelligence with Deep Learning for Credit Card Default Prediction.”](#) Neural Computing and Applications 36(9):4847–65. doi: 10.1007/s00521-023-09232-2.
- Tran, Dat Thanh, Alexandros Iosifidis, Juho Kanninen, and Moncef Gabbouj. 2018. [Temporal Attention-Augmented Bilinear Network for Financial Time-Series Data Analysis.](#) Vol. 30. IEEE.
- Van Vlasselaer, Véronique, Cristián Bravo, Olivier Caelen, Tina Eliassi-Rad, Leman Akoglu, Monique Snoeck, and Bart Baesens. 2015. [APATE: A Novel Approach for Automated Credit Card Transaction Fraud Detection Using Network-Based Extensions.](#) Vol. 75. Elsevier.

- Wang, Chaojie, Yuanyuan Chen, Shuqi Zhang, and Qiuhui Zhang. 2022. [Stock Market Index Prediction Using Deep Transformer Model](#). Vol. 208. Elsevier.
- Wang, Chongren, Dongmei Han, Qigang Liu, and Suyuan Luo. 2018. [A Deep Learning Approach for Credit Scoring of Peer-to-Peer Lending Using Attention Mechanism LSTM](#). Vol. 7. IEEE.
- Wang, Jingyuan, Yang Zhang, Ke Tang, Junjie Wu, and Zhang Xiong. 2019. [“AlphaStock: A Buying-Winners-and-Selling-Losers Investment Strategy Using Interpretable Deep Reinforcement Attention Networks.”](#) Pp. 1900–1908 in Proceedings of the 25th ACM SIGKDD International Conference on Knowledge Discovery & Data Mining. Anchorage AK USA: ACM.
- Wazid, Mohammad, Ashok Kumar Das, Vinay Chamola, and Youngho Park. 2022. [Uniting Cyber Security and Machine Learning: Advantages, Challenges and Future Research](#). Vol. 8. Elsevier.
- Xia, Yufei, Chuanzhe Liu, YuYing Li, and Nana Liu. 2017. [A Boosted Decision Tree Approach Using Bayesian Hyper-Parameter Optimization for Credit Scoring](#). Vol. 78. Elsevier.
- Xu, Feiyu, Hans Uszkoreit, Yangzhou Du, Wei Fan, Dongyan Zhao, and Jun Zhu. 2019. [“Explainable AI: A Brief Survey on History, Research Areas, Approaches and Challenges.”](#) Pp. 563–74 in Natural Language Processing and Chinese Computing. Vol. 11839, Lecture Notes in Computer Science, edited by J. Tang, M.-Y. Kan, D. Zhao, S. Li, and H. Zan. Cham: Springer International Publishing.
- Yoo, Jaemin, Yejun Soun, Yong-chan Park, and U. Kang. 2021. [“Accurate Multivariate Stock Movement Prediction via Data-Axis Transformer with Multi-Level Contexts.”](#) Pp. 2037–45 in Proceedings of the 27th ACM SIGKDD Conference on Knowledge Discovery & Data Mining. Virtual Event Singapore: ACM.
- Zhang, Qiuyue, Chao Qin, Yunfeng Zhang, Fangxun Bao, Caiming Zhang, and Peide Liu. 2022. [Transformer-Based Attention Network for Stock Movement Prediction](#). Vol. 202. Elsevier.

Zhong, Qiwei, Yang Liu, Xiang Ao, Binbin Hu, Jinghua Feng, Jiayu Tang, and Qing He. 2020. [“Financial Defaulter Detection on Online Credit Payment via Multi-View Attributed Heterogeneous Information Network.”](#) Pp. 785–95 in Proceedings of The Web Conference 2020. Taipei Taiwan: ACM.

Zhou, Ying, Haoran Li, Zhi Xiao, and Jing Qiu. 2023. [A User-Centered Explainable Artificial Intelligence Approach for Financial Fraud Detection.](#) Vol. 58. Elsevier.