

Spin-polarized superconductivity from excitonic Cooper pairs

Daniele Guerzi¹ and Liang Fu¹

¹*Department of Physics, Massachusetts Institute of Technology, Cambridge, MA, USA*

(Dated: March 11, 2025)

We present a theory of spin-polarized superconductivity from the condensation of excitonic Cooper pairs, which are charge- $2e$ bosonic quasiparticles made of Cooper pairs strongly hybridized with excitons. By solving a model of spin-polarized electrons using the strong-coupling expansion to the second order, we demonstrate the emergence of excitonic Cooper pairs from electron-hole fluctuations upon doping a strongly correlated insulator. We characterize their binding energy, effective mass, and the resulting superconducting transition temperature. We propose possible realization of spin-polarized superconductivity in twisted semiconductors with honeycomb moiré superlattice.

Introduction.— The search of high-temperature superconductivity driven by electron repulsion has long fascinated researchers due to potential technological applications and fundamental scientific interest. Since the pioneering work of Kohn and Luttinger [1], superconductivity has been theoretically obtained from repulsive interaction in Fermi liquids, where the effective attraction arises from the Friedel oscillation. As the Kohn-Luttinger-type theories are based on interaction expansion [2–7], it can only yield low-temperature superconductivity, in which the superconducting transition temperature T_c is orders of magnitude smaller than the Fermi energy and the superconducting coherence length far exceeds interparticle distance.

Recently, a novel mechanism for superconductivity from repulsive interaction has been introduced for multi-band systems [8, 9]. For simple models of correlated band insulators, it has been shown rigorously that an effective attraction between doped electrons can arise from *inter-band* charge fluctuations. These fluctuations mediating superconductivity are associated with the “vibrations” of the valence electrons (i.e., excitons) [10], as opposed to the ion lattice vibrations (i.e., phonons) in conventional superconductors. Possible applications of this electronic pairing mechanism have been discussed for various models and materials [11–19].

In this work, we develop a strong-coupling theory of spin-polarized superconductivity from Bose condensation of tightly bound electron pairs dressed with excitons. By solving a minimal model of strongly interacting electrons on the honeycomb lattice, we show explicitly that two important energy scales for superconductivity—the pairing gap and the superfluid stiffness—are both controlled by the interaction strength in our system. The maximum superconducting transition temperature T_c reaches a significant fraction of the bandwidth.

Our honeycomb lattice model can be naturally realized in Γ -valley twisted transition metal dichalcogenides (t TMD) [20–23], where Wannier orbitals are centered at the MX and XM moiré sites forming a honeycomb lattice (Fig. 1a). At small twist angle, the low-energy moiré bands exhibit Dirac points similar to graphene, but has a very narrow bandwidth as shown in Fig. 1b), which is expected to host strongly correlated electron phenom-

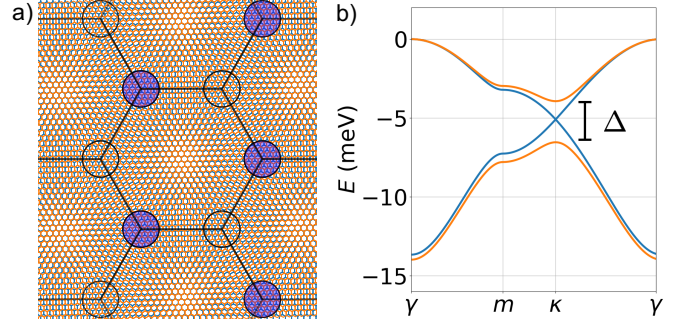


FIG. 1. **Honeycomb lattice model:** Panel a) shows the moiré pattern with high-symmetry stackings (MM, MX, XM). Wannier orbitals localize at MX and XM, forming a honeycomb lattice. Strong repulsion leads to a sublattice-polarized insulator at $\nu = 1$, with electrons localized on MX (blue sites). Panel b) presents the bands of Γ -valley moiré semiconductors at $\theta = 2^\circ$, with a tunable gap Δ controlled by D . Blue and orange denote $D = 0$ and $D = 60\text{meV}$, respectively.

ena. Indeed, recent experiments [24, 25] have observed spin-polarized correlated insulators at the filling of $\nu = 1$ hole per unit cell under an in-plane magnetic field.

Motivated by twisted semiconductors, we study a simple model of spin-polarized electrons on honeycomb lattice with repulsive interaction [8, 9, 26]:

$$H = -t \sum_{\langle r, r' \rangle} f_r^\dagger f_{r'} + V \sum_{\langle r, r' \rangle} n_r n_{r'} + \Delta N_B, \quad (1)$$

where $\langle r, r' \rangle$ denotes nearest-neighbor (n.n.) sites on the honeycomb lattice and $N_{A,B}$ the total number of particles on A or B sublattice, which corresponds to MX and XM moiré sites respectively. Δ represents the potential difference between the two sublattices, which is induced by an applied displacement field D , as detailed in the Supplementary Material (SM) [26].

For large V/t , the ground state at $\nu = 1$ is a gapped insulator; the charge gap obtained from our exact diagonalization calculation is shown in Fig. 2a). Depending on the sign of Δ , either A or B sites are preferentially occupied, while at $\Delta = 0$, the system spontaneously breaks the sublattice symmetry [27–31] at $V > V_c = 1.3t$ [26], consistent with previous studies [32–36]. In this work we will focus on the strongly interacting regime $V/t \geq 5$

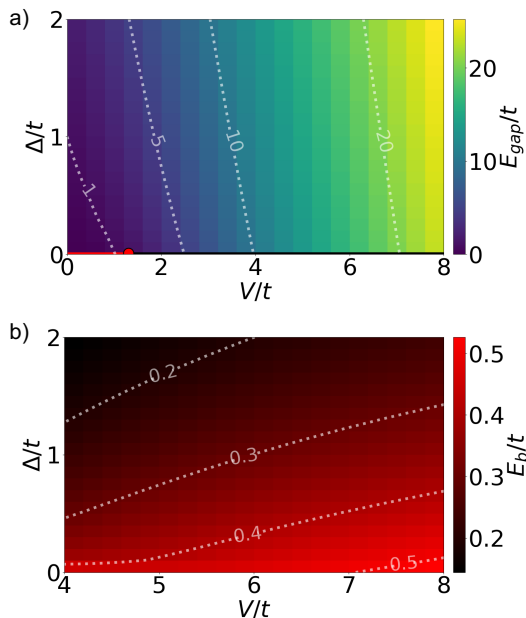


FIG. 2. **Charge gap at $\nu = 1$ and phase diagram at finite doping:** Panel a) shows the charge gap at $\nu = 1$. The red dot at $\Delta = 0$ marks the critical interaction $V_c = 1.3t$, separating the Dirac semimetal phase $V < V_c$ from a spontaneously formed sublattice-polarized insulator. Panel b) shows the binding energy of excitonic Cooper pairs.

where the correlation length is short, which justifies our strong-coupling expansion in t/V and mitigates finite-size effect in our exact diagonalization (ED) study.

Excitonic Cooper pair— In order to find the ground state at small doping $\nu = 1 + \delta$, we analyze the energy cost of various charge- e , $2e$ and $4e$ excitations of the $\nu = 1$ correlated insulator. The model is particle-hole symmetric, showing identical behavior for electron doping ($\delta > 0$) and hole doping ($\delta < 0$). Before presenting the full theory, we summarize our first main finding in Fig. 2b): the binding energy E_b of two doped particles, which signals the emergence of excitonic Cooper pairs.

To understand the origin of pairing from repulsive interaction in our model, let us first consider charge excitations in the extremely correlated limit $V \rightarrow \infty$. Here, the ground state at $\nu = 1$ is fully sublattice polarized and quantum fluctuation is completely suppressed, because any hopping process entails interaction energy cost V . Assuming that A sites are occupied at $\nu = 1$, adding a single particle to a B site costs energy $E_{1e} = \Delta + 3V$. This charge- e particle is also “frozen” because moving it costs additional interaction energy.

On the other hand, consider a pair of particles added to two neighboring B sites, denoted as 1 and 2 in Fig. 3. This configuration is connected by the hopping term $f_3^\dagger f_0$ to a “trimer” configuration, with a cluster of three particles on B sites 1, 2, 3 surrounding an empty A site 0 [8]. Importantly, the trimer configuration costs the same interaction energy $6V$ as the initial configuration. Therefore, even at $V \rightarrow \infty$, quantum hopping t leads to a linear

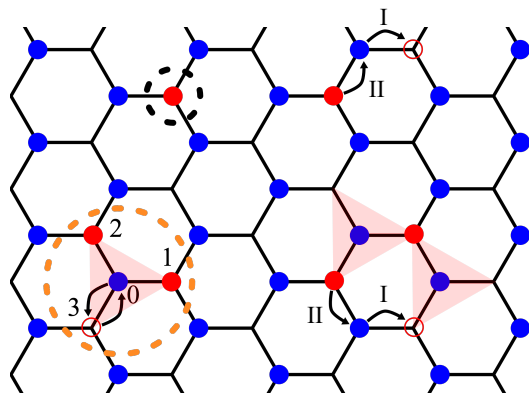


FIG. 3. **Excitonic Cooper pair and motion of charge- e and $2e$ excitations:** Left: The lowest energy charge- e and $2e$ excitations, highlighted by dashed circles, correspond to an excitonic Cooper pair (orange) and a fermion (black). Right: Leading-order processes contributing to quasiparticle mass: (I) polaron formation and (II) its recombination, inducing net center-of-mass motion.

superposition between a localized pair of particles and a trimer—the latter is dressed by a charge-transfer exciton ($f_3^\dagger f_0$) as shown in Fig. 3. Since coherent superposition lowers the energy, the resulting charge- $2e$ complex—which we call “excitonic Cooper pair”—is lower in energy than two separate charge- e particles.

In the $V \rightarrow \infty$ limit, an isolated excitonic Cooper pair cannot move because any hopping term will only connect it to configurations that cost additional interaction energy V . This allows us to determine its binding energy per particle $E_b \equiv E_{1e} - E_{2e}/2$, where E_{2e} is the charge- $2e$ excitation energy, exactly by solving our model (1) on a four-site cluster, yielding:

$$E_b = \sqrt{\Delta^2/16 + 3t^2/4} - \Delta/4. \quad (2)$$

The many-body wavefunction of the system having a single excitonic Cooper pair centered at A site r is:

$$|\Phi_2(r)\rangle = \left(\frac{\alpha}{\sqrt{3}} \sum_{j=1}^3 f_{r'_j}^\dagger f_{r'_{j+1}}^\dagger + \sqrt{1 - \alpha^2} f_{r'_1}^\dagger f_{r'_2}^\dagger f_{r'_3}^\dagger f_r \right) |\Phi_0\rangle \equiv b_r^\dagger |\Phi_0\rangle, \quad (3)$$

where $|\Phi_0\rangle = \prod_{r \in A} f_r^\dagger |0\rangle$ is the undoped ground state; r'_j with $j = 1, 2, 3$ denotes the three B sites adjacent to r . The excitonic Cooper pair wavefunction resonates between a Cooper pair and a trimer, displayed in Fig. 3, with probability α^2 and $1 - \alpha^2$ respectively, where α depends on Δ/t :

$$\alpha^2 = 1/2 + \Delta/\sqrt{4\Delta^2 + 48t^2}. \quad (4)$$

The pair wavefunction belongs to the A_2 irreducible representation of D_3 point group, i.e., has f -wave symmetry, as detailed in the SM [26].

Our strong-coupling result at $V \gg t$ complements the previous study in a different regime $\Delta \gg t$ [9]. Im-

portantly, our result shows that for large repulsive interaction, the Cooper pair is strongly hybridized with the exciton at small Δ , resulting in a large pair binding energy which reaches the maximum value $E_b|_{\Delta=0} = \sqrt{3}t/2$ at $\Delta = 0$. As Δ increases, the hybridization with the exciton is reduced; the pair binding energy decreases monotonously and becomes vanishingly small $E_b \approx 3t^2/\Delta$ in the limit $\Delta \gg t$ in agreement with Ref. [9]. In the rest of this work we focus on the regime of large V/t and small Δ/t , where the exciton binds two doped particles tightly together.

Next, we perform a strong-coupling expansion in the small parameter t/V to study the regime of large but finite interaction strength. The strong coupling expansion is performed by organizing the Hilbert space into sectors having different numbers (M) of nearest-neighbor (n.n.) occupied sites. The Hamiltonian, when decomposed into these sectors, consists of a block diagonal term and an off-diagonal term, given by $H = H_0 + H'$. The block diagonal part H_0 is expressed as $H_0 = \sum_M H_M$:

$$H_M = -t\mathbb{P}_M \sum_{\langle r,r' \rangle} f_r^\dagger f_{r'} \mathbb{P}_M + \Delta N_B + MV. \quad (5)$$

Here, \mathbb{P}_M is the projector onto the sector with M n.n. occupied sites, and the term MV is the interaction energy. The off-diagonal part, which couples sectors with different values of M , is given by $H' = \sum_M \sum_{q \neq 0} T_{q,M}$:

$$T_{q,M} = -t\mathbb{P}_{M+q} \sum_{\langle r,r' \rangle} f_r^\dagger f_{r'} \mathbb{P}_M, \quad (6)$$

$$\mathcal{H}^{(p)} = H_{zp} - \sum_{q=1}^2 \frac{T_{q,zp}^\dagger T_{q,zp}}{qV} + \sum_{q=1}^2 \frac{T_{q,zp}^\dagger T_{0,zp+q} T_{q,zp}}{(qV)^2} - \frac{1}{2} \sum_{q=1}^2 \frac{\{T_{q,zp}^\dagger T_{q,pz}, T_{0,zp}\}}{(qV)^2}, \quad (7)$$

where $\{\cdot, \cdot\}$ is the anticommutator.

We now analyze the consequences of the above strong-coupling expansion for the undoped ground state and charge excitations. For the undoped case, the effective Hamiltonian $\mathcal{H}^{(0)}$ yields the correction to the ground state energy:

$$\delta E_0 = -Nzt^2/(2V) \quad (8)$$

up to $\mathcal{O}(t^4/V^3)$, where N is the number of unit cells.

For one doped charge ($p = 1$), the perturbation due to H' in the effective Hamiltonian lifts the degeneracy of charge- e excitations and endows them with a energy-momentum dispersion. This is derived by projecting $\mathcal{H}^{(1)}$ in the degenerate manifold of unperturbed ground states $|\Phi_1(r)\rangle = f_r^\dagger |\Phi_0\rangle$. The resulting hopping Hamiltonian for a charge- e quasiparticle takes the form:

$$\mathcal{H}^{(1)} = E_1 + t_f \sum_{\langle r,r' \rangle \in B} f_r^\dagger f_{r'}, \quad (9)$$

where $T_{q,M}$ changes the number of n.n. occupied sites by $q = \pm 1, \pm 2$ in a sector with fixed M .

In the absence of H' (or equivalently $V \rightarrow \infty$), the ground states of H_0 with zero ($p = 0$), one ($p = 1$) and two ($p = 2$) doped particles have a fixed number of n.n. occupied sites $M = zp$, leading to ground state energies $E_p = zpV$ with $z = 3$ coordination of the lattice. Note that in the presence of doped particles ($p = 1, 2$) the ground states of H_0 are extensively degenerate as discussed above. This degeneracy is lifted by virtual processes induced by H' , which couple the low-energy sector to high-energy sectors with $M = zp + q$ costing additional interaction energies qV . These virtual processes are accounted for using the Schrieffer-Wolff (SW) transformation [37–39], a unitary transformation that systematically eliminates the coupling between low- and high-energy sectors: $\mathcal{H} = e^S H e^{-S}$, where S is an anti-Hermitian operator. Importantly, the SW transformation can be carried out by a perturbative expansion in t/V : $S = S_1 + S_2 + \dots$ with $S_j \sim (t/V)^j$.

As detailed in the SM [26], we calculate S up to the second order $(t/V)^2$, so that low- and high-energy sectors are decoupled in the transformed Hamiltonian \mathcal{H} up to the order $(t/V)^2$. Projecting \mathcal{H} onto the low-energy manifold with $M = zp$ yields the effective Hamiltonian of interest $\mathcal{H}^{(p)}$, with $p = 0, 1, 2$ denoting the number of doped particles. $\mathcal{H}^{(p)}$ takes a particularly simple form at $\Delta = 0$ [26],

where $t_f = t^2/V + \mathcal{O}(t^4/V^3)$ represents the hopping amplitude between adjacent B sites illustrated in Fig. 3, and the constant energy term $E_1 = zV + \delta E_1$ with

$$\delta E_1 = \delta E_0 - 3zt^2/(2V). \quad (10)$$

and δE_0 (8) includes the energy correction arising from virtual processes. The corresponding dispersion relation is given by $\epsilon_f(\mathbf{k}) = E_1 + 2t_f \sum_j \cos(\mathbf{k} \cdot \mathbf{a}_j)$ [26]. We remark that in Eqs. (8) and (9) corrections of order t^3/V^2 are absent.

Fig. 4a) shows the band dispersion of charge- $1e$ excitations of the sublattice polarized insulator at strong interaction $V/t = 5$. Results obtained from exact diagonalization (dots) and strong-coupling expansion (solid lines) are found to be in excellent agreement. For comparison and contrast, we also included the bare dispersion relation (dashed lines), which features Dirac cones.

In the charge- $2e$ sector ($q = 2$), excitonic Cooper pairs located at different A sites $|\Phi_2(r)\rangle = b_r^\dagger |\Phi_0\rangle$ (3), are de-

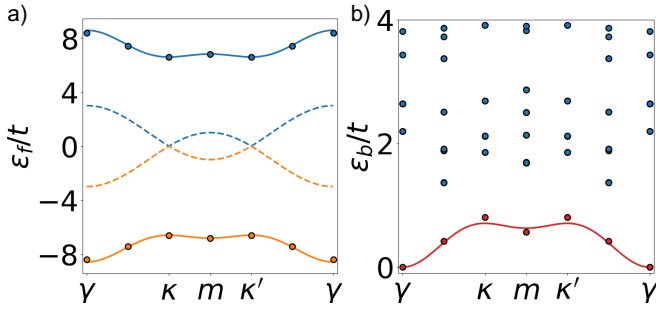


FIG. 4. **Charge- e and excitonic Cooper pair dispersion relation:** Panel a) illustrates the $\pm e$ excitation spectrum, comparing the non-interacting case (dashed) with the interacting case (solid) at $(\Delta, V)/t = (0, 5)$. The dots represent the spectrum obtained from ED calculations while solid lines are obtained using our strong coupling theory without any adjustable parameter.

generate in the absence of H' and form an orthonormal basis $\langle \Phi_2(r) | \Phi_2(r') \rangle = \delta_{r,r'}$. After including perturbative corrections to second order in t/V , we obtain an effective Hamiltonian within this degenerate subspace which governs the hopping of excitonic Cooper pair:

$$\mathcal{H}^{(2)} = E_2 - t_b \sum_{\langle r, r' \rangle \in A} b_r^\dagger b_{r'}, \quad (11)$$

and the corresponding energy dispersion is given by $\epsilon_b(\mathbf{q}) = E_2 - 2t_b \sum_{j=1}^3 \cos(\mathbf{q} \cdot \mathbf{a}_j)$, where \mathbf{q} is the Cooper pair momentum. Here, $E_2 = 2\Delta + 2zV - 2E_b + \delta E_2$ includes correction

$$\delta E_2 = \delta E_0 - zt^2/V - 5\sqrt{3}t^3/(4V^2) \quad (12)$$

due to virtual processes, which will affect the correction to the binding energy to be discussed later. The hopping amplitude of excitonic Cooper pair t_b (11), for $\Delta = 0$, is given by:

$$t_b = \frac{t^2}{6V} + \frac{\sqrt{3}t^3}{2V^2} + \mathcal{O}\left(\frac{t^4}{V^3}\right). \quad (13)$$

Here, the leading order contribution $\sim t^2/V$ originates from the second-order particle hopping process illustrated in Fig. 3. Eq. (13) also includes the next leading order contribution $\sim t^3/V^2$, which originates from various third-order hopping processes as detailed in the SM [26].

Fig. 4b) shows the energy dispersion of charge- $2e$ excitations. Results obtained from ED (dots) and our analytical expression (solid line) with t_b given in Eq. (13) are found to be in excellent agreement. While the charge- e fermion dispersion has degenerate minima at K, K' , the charge- $2e$ boson dispersion has the minimum at Γ , i.e., $\mathbf{q} = 0$. Comparing the energy difference between the ground states of our system doped with one and two particles, we determine the binding energy up to order $\mathcal{O}(t^3/V^2)$, which for $\Delta = 0$, is given by:

$$E_b = \frac{\sqrt{3}}{2}t - \frac{3t^2}{V} + \frac{5\sqrt{3}t^3}{8V^2} + \mathcal{O}\left(\frac{t^4}{V^3}\right). \quad (14)$$

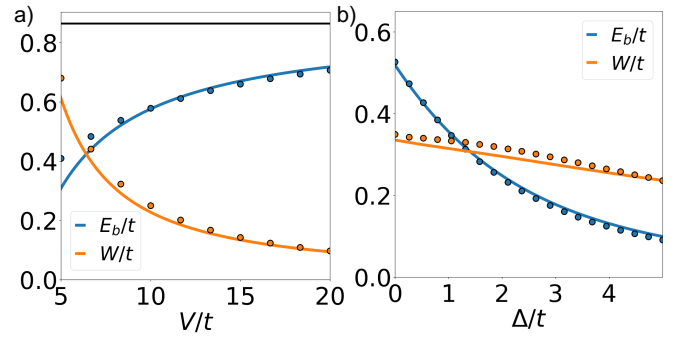


FIG. 5. **Excitonic Cooper pair binding energy and bandwidth:** Panel a) shows E_b and W as a function of V/t , respectively. The solid black line shows the asymptotic value $-\sqrt{3}t/2$ reached for $V/t = \infty$. Panel b) shows the evolution of E_b and W at fixed $V/t = 8$ as a function of Δ/t . In panel a) and b) dots are obtained from ED calculations while solid lines are obtained using our strong coupling theory without any adjustable parameter.

Compared to $V = \infty$, the binding energy decreases monotonously as V is reduced, but remains large $E_b \approx 0.31t$ at $V/t = 5$.

We emphasize that all analytical results including binding energy and charge- $2e$ dispersion are obtained from strong-coupling expansion to second order in t/V without any adjustable parameter. It is remarkable that analytical and exact diagonalization results are in excellent agreement up to $t/V = 0.2$. We further extend analytical calculations to include finite sublattice potential difference Δ as detailed in the SM [26].

Fig. 5 summarizes main results on the behavior of excitonic Cooper pair in our system. Fig. 5a) shows the evolution of the binding energy E_b and the charge- $2e$ boson bandwidth W as a function of the interaction strength V for $\Delta = 0$. As V increases, the binding energy E_b increases and eventually saturates, indicating the electronic origin of pairing from repulsion, while the boson bandwidth W decreases because virtual processes entailed in boson hopping are energetically suppressed.

Fig. 5b) shows the effect of Δ on the binding energy E_b and the boson bandwidth W . The binding energy E_b in Eq. (2) is reduced by increasing Δ , which suppresses the hybridization of Cooper pair with exciton. On the other hand, at finite Δ , the bosonic hopping amplitude takes the form:

$$t_b = \frac{t^2}{6(\Delta + V)} \left[1 + \frac{\Delta}{\sqrt{\Delta^2 + 12t^2}} \right] + \mathcal{O}\left(\frac{t^3}{V^2}\right), \quad (15)$$

where higher order corrections are discussed in the SM [26]. Thus, for sufficiently large V/t , the boson bandwidth first increases with Δ and then decreases when Δ becomes comparable to V . This opens up the possibility of using the displacement field Δ as a tuning knob to crossover between different physical regimes.

Superconductivity and phase separation— The formation of excitonic Cooper pairs from strong electron re-

pulsion has important implications when our system is doped away from $\nu = 1$, as we address below.

The large binding energy $E_b \sim t$ gives rise to tightly bound pairs, which form charge- $2e$ bosons moving on a triangular lattice of A sites with hopping amplitude $-t_b$. Depending on doping and microscopic details, bosons on a triangular lattice exhibit different phases, including a superfluid phase where a boson condensate forms, phase separation, and a supersolid [40–43], which simultaneously develops a charge density wave and superfluidity.

In the following we present further evidence that these phases can be accessed within our model by tuning Δ . Specifically, for small Δ and large interaction strength, we found in ED calculation that excitonic Cooper pairs attract each other when placed on next-nearest-neighbor sites, as detailed in the SM [26]. Therefore, at a small doping δ , our system (in which interaction is short ranged) exhibits phase separation, where doped particles segregate into one phase at a high density $\nu' > 1 + \delta$ and the other phase is undoped $\nu = 1$ insulator. We note that phase separation is frustrated by the inclusion of longer-range Coulomb repulsion [44]. Experimentally, the range of electron-electron interaction can be tuned by varying the distance of the 2D sample to metallic gates.

On the other hand, upon increasing Δ at a fixed large interaction strength, we find that the interaction between excitonic Cooper pairs changes from attractive to repulsive above a critical value Δ^* . For $V/t = 8$, our ED calculation shows $\Delta^*/t \sim 1$. At $\Delta > \Delta^*$, our system with δ doped particles behaves as a two-dimensional Bose gas with repulsive interaction. Therefore, the ground state is a superfluid where charge- $2e$ bosons b_r (3) condense in the $\mathbf{q} = 0$ state, leading to spin-polarized superconductivity from the condensation of excitonic Cooper pairs.

At small doping, the superfluid density is small despite the large binding energy E_b . Thus, the superconducting critical temperature is governed by phase ordering [45–49]. To estimate T_c of superconductivity of a gas of excitonic Cooper pairs, we employ the expression [50–55]:

$$k_B T_c \approx C \frac{\hbar^2 \rho}{m_b} = C \frac{W}{3\sqrt{3}} |\delta|, \quad (16)$$

where $\rho = |\delta|/(2\Omega)$ is the density of pairs with $\Omega = \sqrt{3}a^2/2$ unit cell area, and W the bandwidth of the excitonic Cooper pairs. In Eq. (16), C depends very weakly on the repulsive interaction between bosons through a double log [26, 50–52]; we set $C \approx 2\pi/\log(380/4\pi)$.

T_c (16) depends linearly on the doping density $|\delta|$, in contrast to weak-coupling results where $T_c \propto \sqrt{\epsilon_F}$ [9] where the Fermi energy ϵ_F is proportional to $|\delta|$. We note that in the absence of gate screening (i.e., for $1/r$ Coulomb interaction), the $T = 0$ ground state of charged

bosons at very low density is a Wigner crystal, whereas the superconducting state occurs above a critical density $r_s < 60$ [56]. At temperatures above T_c and below the binding energy E_b , we have a pseudogap regime where incoherent charge- $2e$ excitonic Cooper pairs constitute the charge carriers [57, 58].

The increase of T_c with doping (16) breaks down when the average distance between excitonic Cooper pairs shrinks to its size. This sets an upper bound on T_c , realized at boson density $\rho = 1/(\pi\langle r^2 \rangle)$ with $\langle r^2 \rangle$ excitonic Cooper pair's mean square radius which corresponds to the filling factor $|\delta| = \sqrt{3}a^2/(\pi\langle r^2 \rangle) \approx 0.55a^2/\langle r^2 \rangle$. For $V/t=8$ and $\Delta/t > 1$ (where bosons repel), our ED calculations show that $\langle r^2 \rangle/a^2 \approx 1.25$, leading to a critical temperature $k_B T_c \approx 0.06t$. For a realistic hopping parameter $t = 2.5\text{meV}$, this results in $T_c = 1.7\text{K}$.

Discussion.— Among various mechanisms for superconductivity from repulsive interaction, the most widely studied is pairing due to spin fluctuation, especially near magnetic quantum critical points. Our work presents a diametrically opposite route to unconventional superconductivity. For fully spin-polarized systems, which are completely devoid of spin fluctuation, we show that electron pairing can arise upon doping from particle-hole fluctuations in a correlated insulator, and the underlying Cooper pair is strongly hybridized with the exciton.

Twisted Γ -valley TMDs are a promising platform for realizing our honeycomb lattice model. In this setting, strong Coulomb repulsion induces sublattice polarization [24] and further drives a spin-polarized regime, either spontaneously [59, 60] or under an in-plane magnetic field. This, in turn, establishes the parent state from which excitonic Cooper pair and superconductivity may emerge at finite doping. A complementary approach to spin-polarized superconductivity in this system is discussed in Ref. [61].

Spin-polarized superconductivity has been observed in rhombohedral graphene within both the spin-polarized, valley-unpolarized half-metal phase [62, 63] and the valley-polarized quarter-metal phase [64]. It will be interesting to explore the possibility of electron-hole fluctuations as a pairing mechanism, which can mediate intervalley pairing in the half-metal state that corresponds to $\mathbf{q} = 0$ and f -wave superconductivity in our model.

Acknowledgments.— It is a pleasure to acknowledge useful discussions with Ahmed Abouelkomsan, Elio König, Pavel Volkov and Erez Berg. We are grateful to Kin Fai Mak and Jie Shan for private communications. We thank Lina Johnsen Kamra for related collaboration. This work was supported by Air Force Office of Scientific Research (AFOSR) under Award No. FA9550-22-1-0432. LF was supported in part by a Simons Investigator Award from the Simons Foundation.

[1] W. Kohn and J. M. Luttinger, New mechanism for superconductivity, Phys. Rev. Lett. **15**, 524 (1965).

[2] A. V. Chubukov, Kohn-luttinger effect and the instability

- of a two-dimensional repulsive fermi liquid at $t=0$, Phys. Rev. B **48**, 1097 (1993).
- [3] J. González, Kohn-luttinger superconductivity in graphene, Phys. Rev. B **78**, 205431 (2008).
- [4] S. Raghu, S. A. Kivelson, and D. J. Scalapino, Superconductivity in the repulsive hubbard model: An asymptotically exact weak-coupling solution, Phys. Rev. B **81**, 224505 (2010).
- [5] A. Ghazaryan, T. Holder, M. Serbyn, and E. Berg, Unconventional superconductivity in systems with annular fermi surfaces: Application to rhombohedral trilayer graphene, Phys. Rev. Lett. **127**, 247001 (2021).
- [6] T. Cea, P. A. Pantaleón, V. o. T. Phong, and F. Guinea, Superconductivity from repulsive interactions in rhombohedral trilayer graphene: A kohn-luttinger-like mechanism, Phys. Rev. B **105**, 075432 (2022).
- [7] C. Schrade and L. Fu, Nematic, chiral, and topological superconductivity in twisted transition metal dichalcogenides, Phys. Rev. B **110**, 035143 (2024).
- [8] K. Slagle and L. Fu, Charge transfer excitations, pair density waves, and superconductivity in moiré materials, Phys. Rev. B **102**, 235423 (2020).
- [9] V. Crépel and L. Fu, New mechanism and exact theory of superconductivity from strong repulsive interaction, Science Advances **7**, 10.1126/sciadv.abh2233 (2021).
- [10] V. Crépel and L. Fu, Spin-triplet superconductivity from excitonic effect in doped insulators, Proceedings of the National Academy of Sciences **119**, 10.1073/pnas.2117735119 (2022).
- [11] V. Crépel, T. Cea, L. Fu, and F. Guinea, Unconventional superconductivity due to interband polarization, Physical Review B **105**, 10.1103/physrevb.105.094506 (2022).
- [12] Y.-Z. Chou, F. Wu, and S. Das Sarma, Enhanced superconductivity through virtual tunneling in bernal bilayer graphene coupled to wse_2 , Phys. Rev. B **106**, L180502 (2022).
- [13] Y. He, K. Yang, J. B. Profe, E. J. Bergholtz, and D. M. Kennes, Superconductivity of repulsive spinless fermions with sublattice potentials, Phys. Rev. Res. **5**, L012009 (2023).
- [14] L. Homeier, H. Lange, E. Demler, A. Bohrdt, and F. Grusdt, Feshbach hypothesis of high- t_c superconductivity in cuprates (2023), arXiv:2312.02982 [cond-mat.str-el].
- [15] V. Crépel, D. Guerci, J. Cano, J. H. Pixley, and A. Millis, Topological superconductivity in doped magnetic moiré semiconductors, Phys. Rev. Lett. **131**, 056001 (2023).
- [16] H. Yang, H. Oh, and Y.-H. Zhang, Strong pairing from a small fermi surface beyond weak coupling: Application to $la_3ni_2o_7$, Phys. Rev. B **110**, 104517 (2024).
- [17] J. von Milczewski, X. Chen, A. Imamoglu, and R. Schmidt, Superconductivity induced by strong electron-exciton coupling in doped atomically thin semiconductor heterostructures, Phys. Rev. Lett. **133**, 226903 (2024).
- [18] C. Zerba, C. Kuhlenkamp, A. Imamoglu, and M. Knap, Realizing topological superconductivity in tunable bose-fermi mixtures with transition metal dichalcogenide heterostructures, Physical Review Letters **133**, 10.1103/physrevlett.133.056902 (2024).
- [19] Y. Takahashi, H. Miyamoto, K. Kuroki, and T. Kaneko, Floquet engineering of effective pairing interactions in a doped band insulator, Phys. Rev. B **111**, 125104 (2025).
- [20] Y. Zhang, T. Liu, and L. Fu, Electronic structures, charge transfer, and charge order in twisted transition metal dichalcogenide bilayers, Phys. Rev. B **103**, 155142 (2021).
- [21] M. Angeli and A. H. MacDonald, Γ valley transition metal dichalcogenide moiré bands, Proceedings of the National Academy of Sciences **118**, 10.1073/pnas.2021826118 (2021).
- [22] L. Xian, M. Claassen, D. Kiese, M. M. Scherer, S. Trebst, D. M. Kennes, and A. Rubio, Realization of nearly dispersionless bands with strong orbital anisotropy from destructive interference in twisted bilayer mos_2 , Nature Communications **12**, 10.1038/s41467-021-25922-8 (2021).
- [23] H. Pan, E.-A. Kim, and C.-M. Jian, Realizing a tunable honeycomb lattice in abba-stacked twisted double bilayer wse_2 , Phys. Rev. Res. **5**, 043173 (2023).
- [24] L. Ma, R. Chaturvedi, P. X. Nguyen, K. Watanabe, T. Taniguchi, K. F. Mak, and J. Shan, Relativistic mott transition in strongly correlated artificial graphene (2024), arXiv:2412.07150 [cond-mat.mes-hall].
- [25] K. F. Mak and J. Shan, Private communications.
- [26] See Supplementary Material at url ... for details on Γ -valley twisted semiconductors including bandstructure and Wannier orbitals, exact diagonalization, the bound state properties and the strong coupling perturbation theory.
- [27] D. J. Gross and A. Neveu, Dynamical symmetry breaking in asymptotically free field theories, Phys. Rev. D **10**, 3235 (1974).
- [28] G. W. Semenoff, Condensed-matter simulation of a three-dimensional anomaly, Phys. Rev. Lett. **53**, 2449 (1984).
- [29] I. F. Herbut, V. Juričić, and O. Vafek, Relativistic mott criticality in graphene, Physical Review B **80**, 10.1103/physrevb.80.075432 (2009).
- [30] I. F. Herbut, Interactions and phase transitions on graphene's honeycomb lattice, Phys. Rev. Lett. **97**, 146401 (2006).
- [31] V. Juričić, I. F. Herbut, and G. W. Semenoff, Coulomb interaction at the metal-insulator critical point in graphene, Phys. Rev. B **80**, 081405 (2009).
- [32] L. Wang, P. Corboz, and M. Troyer, Fermionic quantum critical point of spinless fermions on a honeycomb lattice, New Journal of Physics **16**, 103008 (2014).
- [33] L. Wang, Y.-H. Liu, and M. Troyer, Stochastic series expansion simulation of the $t-v$ model, Phys. Rev. B **93**, 155117 (2016).
- [34] S. Capponi, Phase diagram of interacting spinless fermions on the honeycomb lattice, Journal of Physics: Condensed Matter **29**, 043002 (2016).
- [35] E. Huffman and S. Chandrasekharan, Fermion bag approach to hamiltonian lattice field theories in continuous time, Phys. Rev. D **96**, 114502 (2017).
- [36] M. Schuler, S. Hesselmann, S. Whitsitt, T. C. Lang, S. Wessel, and A. M. Läuchli, Torus spectroscopy of the gross-neveu-yukawa quantum field theory: Free dirac versus chiral ising fixed point, Phys. Rev. B **103**, 125128 (2021).
- [37] J. R. Schrieffer and P. A. Wolff, Relation between the anderson and kondo hamiltonians, Phys. Rev. **149**, 491 (1966).
- [38] A. H. MacDonald, S. M. Girvin, and D. Yoshioka, $\frac{t}{U}$ expansion for the hubbard model, Phys. Rev. B **37**, 9753 (1988).
- [39] S. Bravyi, D. P. DiVincenzo, and D. Loss, Schrieffer-wolff

- transformation for quantum many-body systems, *Annals of Physics* **326**, 2793–2826 (2011).
- [40] S. Wessel and M. Troyer, Supersolid hard-core bosons on the triangular lattice, *Physical Review Letters* **95**, 10.1103/physrevlett.95.127205 (2005).
- [41] R. G. Melko, A. Paramekanti, A. A. Burkov, A. Vishwanath, D. N. Sheng, and L. Balents, Supersolid order from disorder: Hard-core bosons on the triangular lattice, *Physical Review Letters* **95**, 10.1103/physrevlett.95.127207 (2005).
- [42] G. Murthy, D. Arovas, and A. Auerbach, Superfluids and supersolids on frustrated two-dimensional lattices, *Phys. Rev. B* **55**, 3104 (1997).
- [43] K. Bernardet, G. G. Batrouni, J.-L. Meunier, G. Schmid, M. Troyer, and A. Dorneich, Analytical and numerical study of hardcore bosons in two dimensions, *Physical Review B* **65**, 10.1103/physrevb.65.104519 (2002).
- [44] R. Jamei, S. Kivelson, and B. Spivak, Universal aspects of coulomb-frustrated phase separation, *Phys. Rev. Lett.* **94**, 056805 (2005).
- [45] J. M. Kosterlitz and D. J. Thouless, Ordering, metastability and phase transitions in two-dimensional systems, *Journal of Physics C: Solid State Physics* **6**, 1181 (1973).
- [46] D. R. Nelson and J. M. Kosterlitz, Universal jump in the superfluid density of two-dimensional superfluids, *Phys. Rev. Lett.* **39**, 1201 (1977).
- [47] M. Randeria, N. Trivedi, A. Moreo, and R. T. Scalettar, Pairing and spin gap in the normal state of short coherence length superconductors, *Phys. Rev. Lett.* **69**, 2001 (1992).
- [48] V. Emery and S. Kivelson, Importance of phase fluctuations in superconductors with small superfluid density, *Nature* **374**, 434 (1995).
- [49] T. Hazra, N. Verma, and M. Randeria, Bounds on the superconducting transition temperature: Applications to twisted bilayer graphene and cold atoms, *Phys. Rev. X* **9**, 031049 (2019).
- [50] D. S. Fisher and P. C. Hohenberg, Dilute bose gas in two dimensions, *Phys. Rev. B* **37**, 4936 (1988).
- [51] N. Prokof'ev, O. Ruebenacker, and B. Svistunov, Critical point of a weakly interacting two-dimensional bose gas, *Phys. Rev. Lett.* **87**, 270402 (2001).
- [52] S. Pilati, S. Giorgini, and N. Prokof'ev, Critical temperature of interacting bose gases in two and three dimensions, *Phys. Rev. Lett.* **100**, 140405 (2008).
- [53] C. Zhang, B. Capogrosso-Sansone, M. Boninsegni, N. V. Prokof'ev, and B. V. Svistunov, Superconducting transition temperature of the bose one-component plasma, *Phys. Rev. Lett.* **130**, 236001 (2023).
- [54] C. Zhang, J. Sous, D. R. Reichman, M. Berciu, A. J. Millis, N. V. Prokof'ev, and B. V. Svistunov, Bipolaronic high-temperature superconductivity, *Phys. Rev. X* **13**, 011010 (2023).
- [55] K.-S. Kim, Z. Han, and J. Sous, Semiclassical theory of bipolaronic superconductivity in a bond-modulated electron-phonon model, *Phys. Rev. B* **109**, L220502 (2024).
- [56] S. De Palo, S. Conti, and S. Moroni, Monte carlo simulations of two-dimensional charged bosons, *Phys. Rev. B* **69**, 035109 (2004).
- [57] D. M. Eagles, Possible pairing without superconductivity at low carrier concentrations in bulk and thin-film superconducting semiconductors, *Phys. Rev.* **186**, 456 (1969).
- [58] A. J. Leggett, Diatomic molecules and cooper pairs, in *Modern Trends in the Theory of Condensed Matter*, edited by A. Pekalski and J. A. Przystawa (Springer Berlin Heidelberg, Berlin, Heidelberg, 1980) pp. 13–27.
- [59] Y. Yang, M. A. Morales, and S. Zhang, Ferromagnetic semimetal and charge-density wave phases of interacting electrons in a honeycomb moiré potential, *Physical Review Letters* **133**, 10.1103/physrevlett.133.266501 (2024).
- [60] Y. Zhang and Y. Zhang, Insulating charge transfer ferromagnetism (2024), arXiv:2410.22399 [cond-mat.str-el].
- [61] L. Johnsen Kamra, M. Geier, and L. Fu, to appear.
- [62] H. Zhou, T. Xie, T. Taniguchi, K. Watanabe, and A. F. Young, Superconductivity in rhombohedral trilayer graphene, *Nature* **598**, 434–438 (2021).
- [63] H. Zhou, L. Holleis, Y. Saito, L. Cohen, W. Huynh, C. L. Patterson, F. Yang, T. Taniguchi, K. Watanabe, and A. F. Young, Isospin magnetism and spin-polarized superconductivity in bernal bilayer graphene, *Science* **375**, 774–778 (2022).
- [64] T. Han, Z. Lu, Z. Hadjri, L. Shi, Z. Wu, W. Xu, Y. Yao, A. A. Cotten, O. S. Sedeh, H. Weldeyesus, J. Yang, J. Seo, S. Ye, M. Zhou, H. Liu, G. Shi, Z. Hua, K. Watanabe, T. Taniguchi, P. Xiong, D. M. Zumbühl, L. Fu, and L. Ju, Signatures of chiral superconductivity in rhombohedral graphene (2025), arXiv:2408.15233 [cond-mat.mes-hall].
- [65] A. Kormányos, G. Burkard, M. Gmitra, J. Fabian, V. Zólyomi, N. D. Drummond, and V. Fal'ko, k.p theory for two-dimensional transition metal dichalcogenide semiconductors, *2D Materials* **2**, 022001 (2015).
- [66] N. Marzari and D. Vanderbilt, Maximally localized generalized wannier functions for composite energy bands, *Phys. Rev. B* **56**, 12847 (1997).
- [67] N. Marzari, A. A. Mostofi, J. R. Yates, I. Souza, and D. Vanderbilt, Maximally localized wannier functions: Theory and applications, *Rev. Mod. Phys.* **84**, 1419 (2012).

Supplementary materials for: “Spin-polarized superconductivity from excitonic Cooper pairs”

Daniele Guerci¹ and Liang Fu¹

¹*Department of Physics, Massachusetts Institute of Technology, Cambridge, MA, USA*

Appendix A: Honeycomb lattice model for gamma valley twisted semiconductors

Γ -valley moiré semiconductors are described by the continuum model introduced in Ref. [20]:

$$H(r) = -\frac{k^2}{2m} + \begin{pmatrix} \epsilon_t(r) + D/2 & t(r) \\ t(r) & \epsilon_b(r) - D/2 \end{pmatrix}, \quad (\text{A1})$$

where in the previous expression $k = -i\hbar\nabla$, $\epsilon_{t/b}(r) = 2V_0 \sum_{j=1}^3 \cos(g_j \cdot r \pm \phi)$, $t(r) = w_0 + 2w_1 \sum_{j=1}^3 \cos(g_j \cdot r) + 2w_2 \sum_{j=1}^3 \cos(2g_j \cdot r)$ and D is the displacement field. We fix the reference frame such that $a_j = a_M \exp[i\pi/2 + 2i\pi(j-1)/3]$ and $g_j = 4\pi\omega^{j-1}/(\sqrt{3}a_M)$ with $\omega = \exp(2\pi i/3)$ and $a_M = a/(2\sin\theta/2)$ where we utilized complex notation.

We employed the parameters $w_0 = 338\text{meV}$, $w_1 = -16\text{meV}$, $w_2 = -2\text{meV}$, $V_0 = 6\text{meV}$ and $\phi = 121^\circ$ derived for MoS₂ in Ref. [20], and the effective mass $m = 0.8m_e$. Fig. S1 displays the bandstructure for different values of the displacement field D .

The large interlayer energy scale w_0 implies that the topmost bands are predominantly characterized by a layer-bonding configuration with only small layer imbalance $\gamma^z = \text{diag}[1, -1]$. As a result, the influence of the displacement field on the band structure is small when it is less than the interlayer bonding energy w_0 , e.g. for a twist angle $\theta = 2.876^\circ$ the sublattice gap is 1meV for $D = 30\text{meV}$ and 3.5meV for $D = 100\text{meV}$.

The model is invariant under the three-fold rotational symmetry C_{3z} , two-fold rotations C_{2y} , the three-dimensional inversion $\gamma^x H(-r)\gamma^x = H(r)$ with γ^x Pauli matrix in the layer degree of freedom and M_y mirror symmetry $y \rightarrow -y$. Moreover, the model preserves time-reversal symmetry (\mathcal{T}) and SU(2) spin rotational symmetry, as the spin-orbit coupling is negligible at Γ [65]. We note that C_{2y} is broken either spontaneously (at filling $\nu = 1$) when $D = 0$ and above a critical interaction strength or explicitly when $D \neq 0$ in the sublattice-polarized insulator. Additionally, in the spin-polarized regime—whether induced by interactions [59, 60] or an applied in-plane magnetic field—both \mathcal{T} and SU(2)_{spin} symmetry are broken.

1. Limit of a strong moiré potential and sublattice basis

In this section we take the limit of large moiré potential and we expand around the minima to determine the localization length of the orbitals. Our goal is to construct the basis that will be used to define the Wannier orbitals through projection [66, 67]. The orbitals are localized around Wyckoff positions $\pm z_0 = \pm(a_1 - a_2)/3$ with $a_{1/2} = e^{-i\pi/6}, e^{i\pi/2}$. Expanding around these points we find:

$$\epsilon_b(z_0 + \delta r) \approx 6V_0 - \frac{4\pi^2(2V_0)}{a^2}\delta r^2, \quad \epsilon_t(z_0 + \delta r) \approx -3V_0 + \frac{4\pi^2V_0}{a^2}\delta r^2, \quad (\text{A2})$$

in addition we have the expansion of the potential $\Delta(r)$:

$$\Delta(z_0 + \delta r) \approx \bar{w} + \frac{4\pi^2}{a^2}(w_1 + 4w_2)\delta r^2, \quad (\text{A3})$$

$\bar{w} = w_0 - 3(w_1 + w_2) = 392\text{meV}$ and $\Delta w = w_1 + 4w_2 = -24\text{meV}$. We observe that the difference in $\epsilon_{b/t}$ introduces an asymmetry between $\pm z_0$ high symmetry stackings leading to a finite out-of-plane polarization of the orbitals resulting in a net response to an applied displacement field. Around z_0 , the Hamiltonian is approximated as:

$$H(r + z_0) \approx \frac{9V_0}{2}\sigma^z + \bar{w}\sigma^x - \frac{k^2}{2m} + \frac{4\pi^2\delta r^2}{a^2} \begin{pmatrix} -2V_0 & \Delta w \\ \Delta w & V_0 \end{pmatrix}, \quad (\text{A4})$$

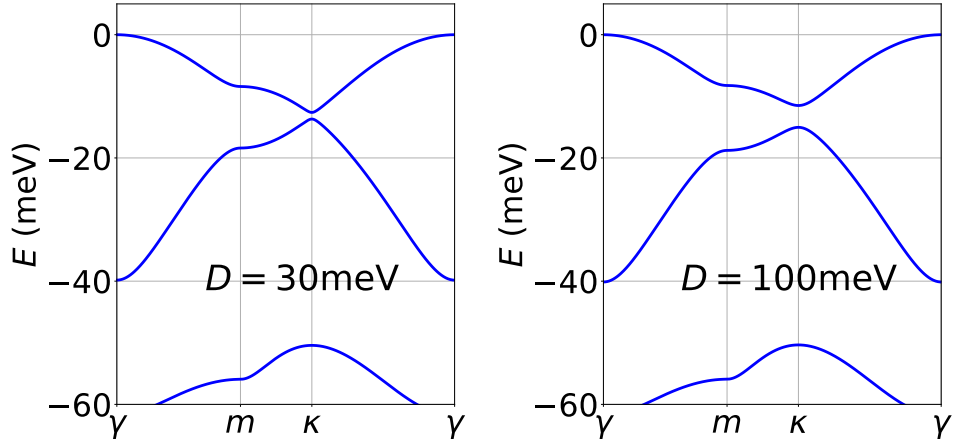


FIG. S1. Bandstructure of gamma valley moiré semiconductors for $D = 30, 100\text{meV}$. Applying the displacement field breaks C_{2y} and opens a trivial gap at κ and κ' . The twist angle is $\theta = 2.876^\circ$.

where $9V_0/(2\bar{w}) \approx 0.07 \ll 1$ implying that the state is mostly described by a layer symmetric configuration. The eigenstates diagonalizing the potential are given by:

$$|v_+\rangle = [\cos \chi/2, \sin \chi/2]^T, \quad |v_-\rangle = [-\sin \chi/2, \cos \chi/2]^T, \quad (\text{A5})$$

with $\chi = \arctan \Delta_x/\Delta_z$ and $\Delta_x = \bar{w}$, $\Delta_z = 9V_0/2 + D/2$ if a displacement field is applied. The energy gap between the two states v_\pm is large and we perform projection to the topmost state $|v_+\rangle$. Notice that $\langle v_+ | \boldsymbol{\tau} | v_+ \rangle = (0.9976, 0, 0.0687)$ is remarkably close to the layer distribution obtained from the Bloch state at z_0 : $\langle \boldsymbol{\psi}_{\gamma_{1/2}}(z_0) | \boldsymbol{\tau} | \boldsymbol{\psi}_{\gamma_{1/2}}(z_0) \rangle = (0.9980, 0, 0.0624), (0.9980, 0, 0.0635)$. We proceed simply projecting the space dependent part of the Hamiltonian in the topmost configuration obtaining:

$$\mathcal{H}_+ \equiv \langle v_+ | H(r + z_0) | v_+ \rangle = -\frac{k^2}{2m} - \frac{4\pi^2 \delta r^2}{a^2} E_h, \quad E_h = \langle v_+ | \begin{pmatrix} -2V_0 & \Delta w \\ \Delta w & V_0 \end{pmatrix} | v_+ \rangle. \quad (\text{A6})$$

The Hamiltonian in the hole like picture can be then written as:

$$\mathcal{H}_+ = \frac{\hbar^2 k^2}{2m} + \frac{\alpha r^2}{2a^2} \quad (\text{A7})$$

with $\alpha = 8\pi^2 E_h$. We readily find the frequency of the harmonic oscillator ω , the localisation length ℓ and the wavefunction ψ_0 :

$$\hbar\omega = \sqrt{\frac{8\pi^2 \hbar^2}{ma^2} E_h}, \quad \frac{\ell}{a} = \left[\frac{\hbar^2}{8\pi^2 ma^2 E_h} \right]^{\frac{1}{4}}, \quad \psi_0(r) = \frac{e^{-r^2/(2\ell^2)}}{\ell\sqrt{\pi}}. \quad (\text{A8})$$

The spread of the wavefunction decays with the square root of the twist angle as the twist angle is reduced as shown in Fig. S2. Therefore, we have two different low-energy localised states given by:

$$\boldsymbol{\psi}_+(r) = |v_{+,+}\rangle \frac{e^{-(r-z_0)^2/(2\ell^2)}}{\ell\sqrt{\pi}}, \quad \boldsymbol{\psi}_-(r) = |v_{+,-}\rangle \frac{e^{-(r-z_1)^2/(2\ell^2)}}{\ell\sqrt{\pi}}, \quad (\text{A9})$$

where $z_1 = -\omega z_0$ and $|v_{+,\pm}\rangle$ the topmost energy eigenstates diagonalizing the moiré potential around $z_{0/1}$ (A4).

2. Wannier orbitals via projection

We now employ the states $\boldsymbol{\psi}_\pm$ (A9) to build the Wannier functions obtained of the two topmost bands. To this aim we start from the Bloch orbitals consisting of two component spinors $\boldsymbol{\psi}_k = [\psi_{kt}, \psi_{kb}]^T$ in the layer index $\ell = t, b$:

$$\boldsymbol{\psi}_{kn}(r) = e^{ik \cdot r} \mathbf{u}_{kn}(r), \quad (\text{A10})$$

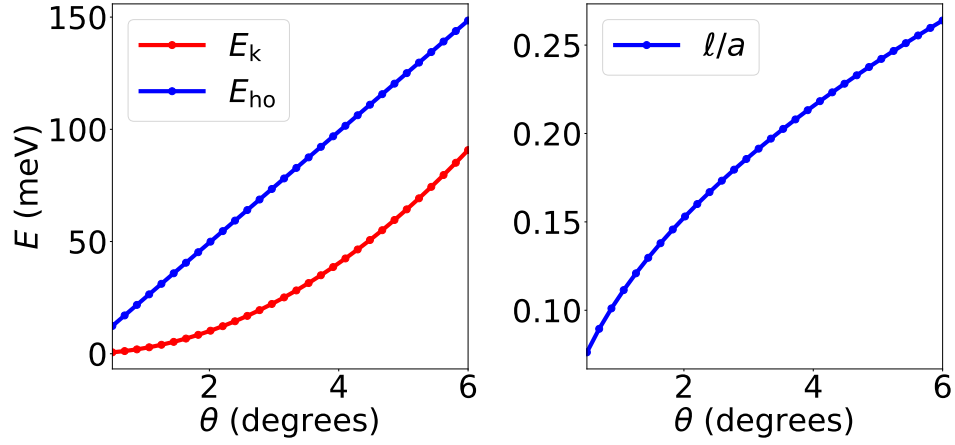


FIG. S2. Energy scaling for quadratic dispersion (red) and harmonic oscillator (blue). Localisation length of the lowest energy state in each well. Notice that the distance between the two quantum well is $a/\sqrt{3} \approx 0.58a$.

with \mathbf{u}_{kn} cell-periodic part of the Bloch function:

$$\mathbf{u}_{kn}(\mathbf{r}) = \sum_g \mathbf{z}_{ng}(k) e^{i(k+g)\cdot\mathbf{r}}, \quad (\text{A11})$$

where $g = ng_1 + mg_2$ with $n, m \in \mathbb{Z}$ are reciprocal lattice vectors. We employ the exact expressions for the wavefunctions in the large potential limit projecting the Bloch states into the set of states $\psi_{\pm}(r) = |v_{\pm}, \pm\rangle f_{\pm}(r)$ where f is a Gaussian function centered at the potential minima (A9). To this aim we first introduce the projected basis:

$$\begin{aligned} \phi_{kn}(\mathbf{r}) &= \sum_m \psi_{km}(\mathbf{r}) \langle \psi_{km} | \psi_n \rangle = \sum_m \psi_{km}(\mathbf{r}) \sum_g \langle z_{mg}(k) | v_{+,n} \rangle \int d^2r e^{-i(k+g)\cdot\mathbf{r}} f_n(\mathbf{r}) \\ &= \sum_m \psi_{km}(\mathbf{r}) \sum_g \langle z_{mg}(k) | v_{+,n} \rangle e^{-i(k+g)\cdot\mathbf{z}_n} e^{-(k+g)^2 \ell_n^2 / 2}. \end{aligned} \quad (\text{A12})$$

The new eigenstate basis ϕ_{kn} serves as the starting point for constructing the Wannier function:

$$\tilde{\psi}_{kn}(\mathbf{r}) = \sum_j \phi_{kj}(\mathbf{r}) S_{jn}^{-1/2}(k), \quad S(k) = A^\dagger(k) A(k), \quad (\text{A13})$$

and we have introduced the matrix:

$$A_{mn}(k) = \sum_g \langle z_{mg}(k) | v_{+,n} \rangle e^{-i(k+g)\cdot\mathbf{z}_n} e^{-(k+g)^2 \ell_n^2 / 2}. \quad (\text{A14})$$

Notice that Eq. (A13) can be also expressed as:

$$\tilde{\psi}_{kn}(\mathbf{r}) = \sum_j \psi_{kj}(\mathbf{r}) U_{jn}(k), \quad U(k) = A(k) S^{-1/2}(k) \quad (\text{A15})$$

with $U(k)$ unitary matrix. Finally, the Wannier orbitals are given by:

$$\mathbf{W}_{Rn}(\mathbf{r}) = \frac{1}{N} \sum_k \tilde{\psi}_{kn}(\mathbf{r}) e^{-ik\cdot\mathbf{R}} = \frac{1}{N} \sum_k \tilde{\psi}_{kn}(\mathbf{r}) e^{-ik\cdot\mathbf{R}}, \quad (\text{A16})$$

with N number of unit cells and $\mathbf{R} = na_1 + ma_2$ with $n, m \in \mathbb{Z}$.

The Wannier orbitals are shown in Fig. S3 for the twist angle 2.876° and $D = 0$. The Wannier orbitals show a slight layer imbalance ($\langle \mathbf{W}_{RB} | \gamma^z | \mathbf{W}_{RB} \rangle = -\langle \mathbf{W}_{RA} | \gamma^z | \mathbf{W}_{RA} \rangle \neq 0$) with $\gamma^z = \text{diag}[1, -1]$ in the layer degree of freedom and transform into each other under C_{2y} .

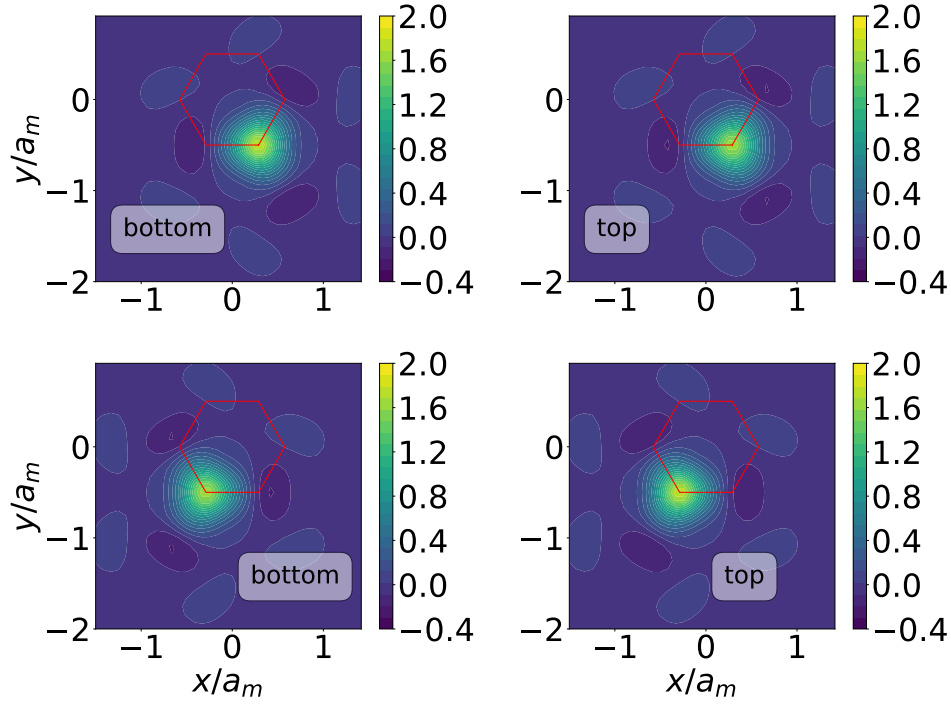


FIG. S3. Layer resolved Wannier functions for the two topmost bands of gamma valley twisted semiconductors for twist angle $\theta = 2.876^\circ$ forming a honeycomb lattice. The left and right columns represent the bottom and top layers, respectively, while the upper and lower rows depict the Wannier functions $\mathbf{W}_{R/A/B}(r)$ localized at the MX and XM high-symmetry stacking configurations, which form the two sublattices A/B of the emergent honeycomb lattice.

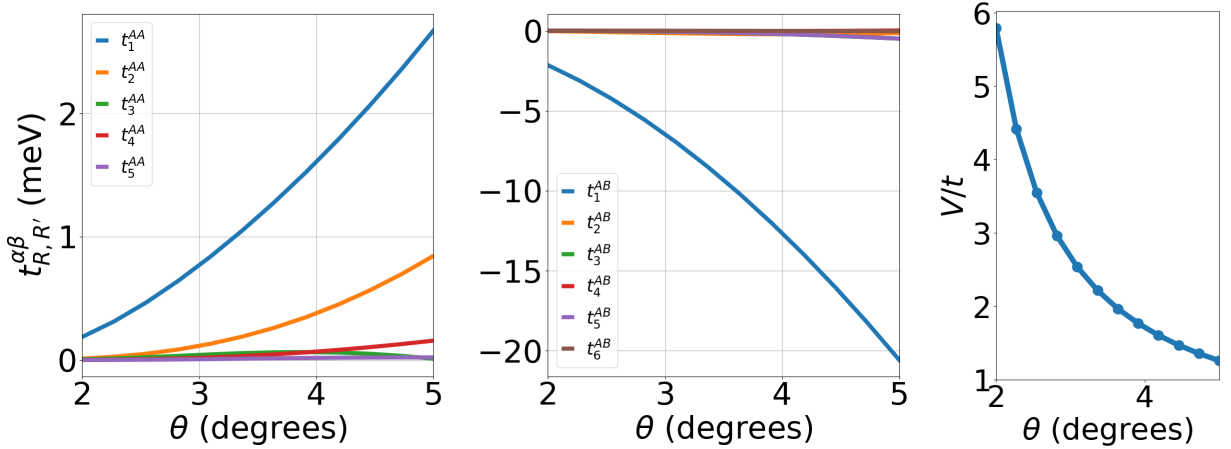


FIG. S4. Left panels show Tunneling amplitudes for vanishing displacement field $D = 0$. The right most panel shows the ratio V/t with V and t nearest-neighbor interaction and hopping, respectively. In this case, $\Delta = 0$ and $t_n^{AA} = t_n^{BB}$.

3. Tunneling amplitudes, minimal lattice model and Coulomb repulsion

We now compute the hopping amplitudes:

$$t_{R,R'}^{n,n'} = \frac{1}{N} \sum_k \sum_{l=0,1} e^{ik \cdot (R-R')} U_{nl}^\dagger(k) E_{kl} U_{ln'}(k), \quad (\text{A17})$$

where l extends only to the topmost twofold manifold of bands and $U(k)$ is the unitary transformation to the sublattice basis given in Eq. (A15).

The evolution of the leading hopping terms $t_n^{AB} \equiv t_{a_n,0}^{AB}$, $t_n^{BB} = t_{a_n,0}^{BB}$, and $t_n^{AA} = t_{a_n,0}^{AA}$ as a function of the twist

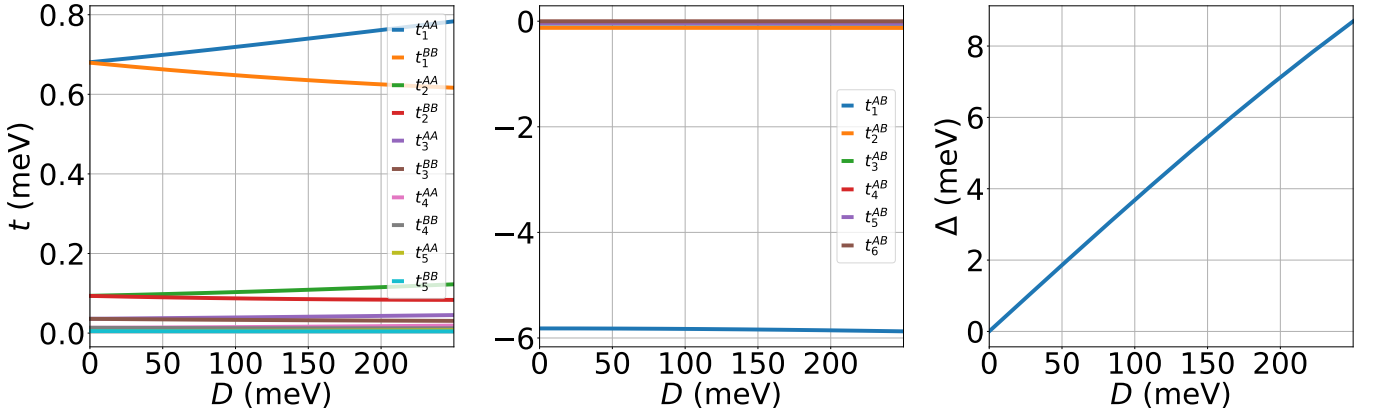


FIG. S5. Evolution of tight binding parameters with the displacement field $D = 0$ for $\theta = 2.876^\circ$. The leading hopping process is the n.n. tunneling connecting the two sublattice. The right panel shows the evolution of Δ as a function of D . Due to the large interlayer energy scale w_0 given below Eq. (A1), the wavefunctions exhibit only a slight interlayer imbalance.

angle is given in Fig. S4 with subscript denoting the increasing number of shell in real space. For the intrasublattice hopping t^{AA}, t^{BB} the contribution of the higher shell decreases with increasing distance on the lattice, while the intersublattice hopping is dominated by the n.n. contribution. Furthermore, Fig. S5 shows the evolution of the hopping and sublattice gap as a function of the applied displacement field. The hopping t_2^A and t_2^B change differently for the two different sublattice degrees of freedom by increasing the displacement field D . Specifically, the state with smaller zero point energy is less confined, has a larger localization length and, therefore, a larger hopping amplitude. In momentum space the lattice model describing twisted Γ twisted homobilayers is in the basis $\Psi_k = [a_k, b_k]$:

$$H_k = \begin{pmatrix} \epsilon_{kA} + \Delta/2 & t_k \\ c.c. & \epsilon_{kB} - \Delta/2 \end{pmatrix} \quad (\text{A18})$$

with a_j lattice vectors and u_j connecting the two different sublattices. We emphasize again that a finite displacement field introduces a finite gap Δ and also modifies the hopping $t_n^{AA/BB}$ for the two different sublattices. A general expression for the intrasublattice dispersion and the interlayer tunneling read:

$$\epsilon_{ka} = 2 \sum_n t_n^a \sum_{j \in R_n} \cos k \cdot (x_{nj}a_1 + y_{nj}a_2), \quad t_k = \sum_n t_n^{AB} \sum_{j \in R_n} e^{ik \cdot (u_1 + x_{nj}a_1 + y_{nj}a_2)}, \quad (\text{A19})$$

with R_n identifying the n -th shell of lattice sites.

The leading hopping amplitude is the intersublattice n.n. amplitude t_1^{AB} , which including the sublattice potential Δ and the n.n. repulsion $V = e^2/(4\pi\epsilon_0\epsilon a_M)$ with $a_M = a/(2 \sin \theta/2)$ define the minimal model investigated via exact diagonalization. The ratio between V and t is shown in the right panel of Fig. S4.

Appendix B: Details on Exact Diagonalization Calculations

We perform exact diagonalization calculations of the hexagonal lattice model with parameters t, V and Δ :

$$H = -t \sum_k \left(f_k \psi_{kA}^\dagger \psi_{kB} + h.c. \right) - \Delta \frac{\psi_{kA}^\dagger \psi_{kA} - \psi_{kB}^\dagger \psi_{kB}}{2} + \frac{V}{N} \sum_{\{k\}} \delta_{k_1+k_2, k_3+k_4} f(k_3 - k_2) \psi_{k_1A}^\dagger \psi_{k_2B}^\dagger \psi_{k_3B} \psi_{k_4A}, \quad (\text{B1})$$

the form factor is $f_k = \sum_{j=1,2,3} e^{ik \cdot u_j}$ and $u_j = e^{2i\pi(j-1)/3}/\sqrt{3}$ in complex notation. These parameters can be derived explicitly from the knowledge of the Wannier orbitals. Additionally, we have introduced the fermionic operators:

$$\psi_{kA} = \frac{1}{\sqrt{N}} \sum_{r \in A} e^{ik \cdot r} f_r, \quad \psi_{kB} = \frac{1}{\sqrt{N}} \sum_{r \in A} e^{ik \cdot (r+u_1)} f_{r+u_1}. \quad (\text{B2})$$

We performed numerical diagonalization for system sizes 3×4 (24 sites in total) with periodic boundary conditions defined on a torus with boundary (T_1, T_2)

$$\begin{pmatrix} T_1 \\ T_2 \end{pmatrix} = \begin{pmatrix} x_1 & y_1 \\ x_2 & y_2 \end{pmatrix} \begin{pmatrix} a_1 \\ a_2 \end{pmatrix} = M \begin{pmatrix} a_1 \\ a_2 \end{pmatrix} \quad (\text{B3})$$

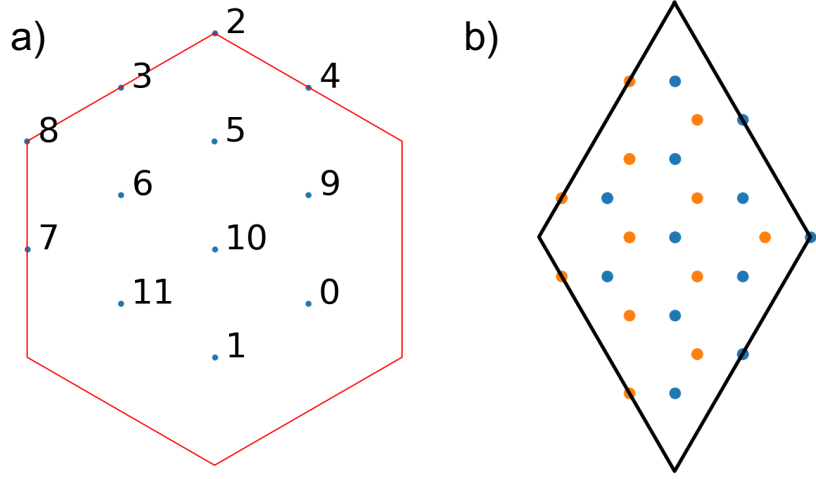


FIG. S6. Momentum grids in the BZ for 12 corresponding to 24 sites in total.

with the condition:

$$T_1 \times T_2 = (x_1 y_2 - x_2 y_1) a_1 \times a_2 = N_1 N_2 a_1 \times a_2 \implies \det M = N_1 N_2. \quad (\text{B4})$$

The momentum space vectors sampling the k-space are given by:

$$\begin{pmatrix} \Delta k_1 \\ \Delta k_2 \end{pmatrix} = K \begin{pmatrix} g_1 \\ g_2 \end{pmatrix} \quad (\text{B5})$$

We then impose:

$$T_i \cdot \Delta k_j = 2\pi \delta_{ij} \implies MK^T = \mathbf{1}, \quad K = (M^{-1})^T. \quad (\text{B6})$$

To perform exact diagonalization we employed D_6 symmetric torus in Fig. S6a) and b) given by:

$$M = \begin{pmatrix} 2 & 2 \\ 2 & -4 \end{pmatrix}, \quad K = \begin{pmatrix} \frac{1}{3} & \frac{1}{6} \\ \frac{1}{6} & -\frac{1}{6} \end{pmatrix}, \quad |\det M| = 12. \quad (\text{B7})$$

In our numerical simulations for 12 sites we perform full diagonalization of the model.

1. Incompressible state at filling $\nu = 1$

In this section, we detail the properties of the parent state of the superconductor. This state is a sublattice-polarized insulator, where the symmetry between the two sublattices is broken. The symmetry breaking occurs spontaneously at $\Delta = 0$ and explicitly for any finite Δ . Fig. S7a) and S7b) show the expectation values $\langle n_A - n_B \rangle$ and $\langle (n_A - n_B)^2 \rangle$ with $n_{A/B} = N_{A/B}/N$. The increase of $\langle (n_A - n_B)^2 \rangle$ signals the system's approach toward a strongly correlated sublattice insulator. Fig. S7c) displays the many-body spectrum at filling $\nu = 1$ for two different values of Δ/t . The two-fold degeneracy of the ground state at $\Delta = 0$ signals the degeneracy of the two sublattice insulating states with opposite sublattice polarization that are connected by C_{2y} . Introducing Δ lifts the degeneracy opening a gap of approximately $N_s \Delta$ growing extensively with system size. Finally, Fig. S7d) shows the derivative of $\langle (n_A - n_B)^2 \rangle$ with respect to Δ . The inset of Fig. S7d) shows a peak at $V_c/t = 1.3$ (solid red line) that we interpret as the location of the Ising Gross-Neveu critical point [27] at zero displacement field.

2. Computing properties of the $2e$ bound state: effective mass, mean square radius and binding energy

In this section we detail the evaluation of the binding energy, effective mass and the mean square radius. To simplify the notation we define E_p the ground state energy in the sector with $N + p$ particles. The binding energy per particle is defined as:

$$E_b = E_{1e} - E_{2e}/2, \quad (\text{B8})$$

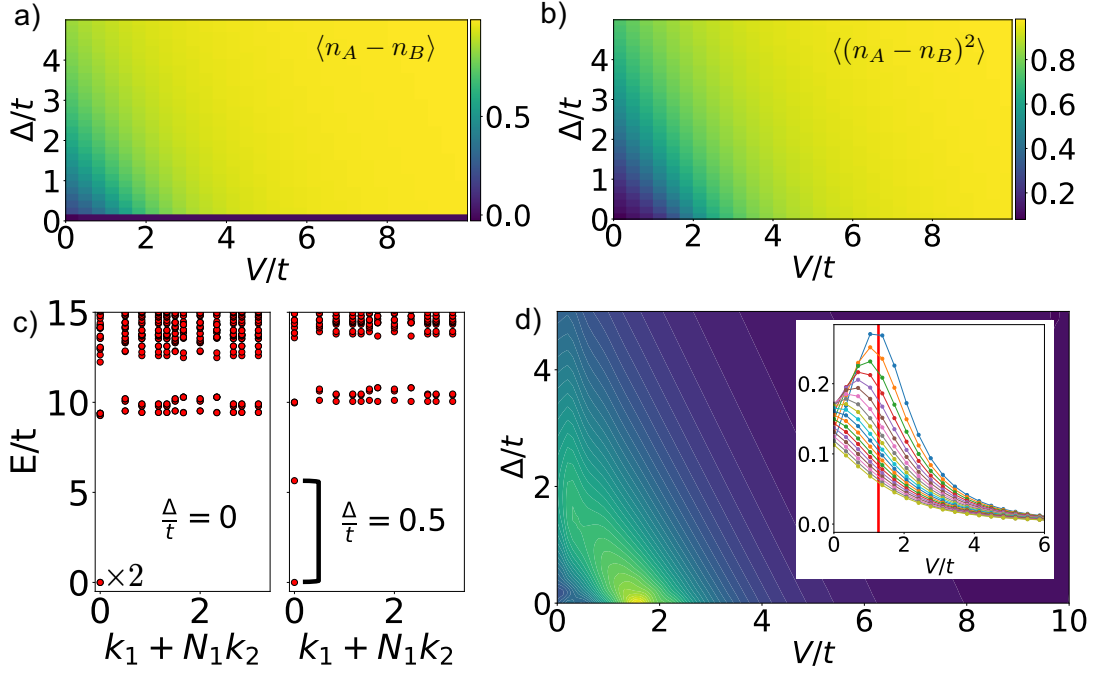


FIG. S7. Panel a) and b) show $\langle n_A - n_B \rangle$ and $\langle (n_A - n_B)^2 \rangle$ in a relevant range of Δ/t and V/t . Panel c) illustrates the many-body spectrum for $V/t = 5$ and two different values of $\Delta/t = 0$ (left) and $\Delta/t = 0.5$ (right). Panel d) shows the derivative of $\langle (n_A - n_B)^2 \rangle$ with respect to Δ .

where:

$$E_{2e} = E_2 - E_0, \quad (\text{B9})$$

and

$$E_{1e} = E_1 - E_0. \quad (\text{B10})$$

E_2 lies in the sector with $Q = 0 \pmod{\text{reciprocal lattice vectors}}$, while E_1 is defined as:

$$E_1 \equiv \min_Q E_1(Q), \quad (\text{B11})$$

where the minimum is found scanning over different momentum sectors. In agreement with perturbative results, we find that the minimum in the particle sector 1 is always located at K/K' . Finally, the charge gap is defined as:

$$E_{\text{gap}} = E_1 + E_{-1} - 2E_0. \quad (\text{B12})$$

We compute the mass of the pair looking at the dispersion in the many-body space with 2 particles:

$$\frac{1}{m_B} = \left. \frac{\nabla_Q^2 E_2(Q)}{2} \right|_{Q=0}, \quad (\text{B13})$$

where the isotropy of the mass follows from the C_{3z} symmetry of the theory. Given the D_6 symmetric cluster in Fig. S6 the second derivative (B13) can be approximated employing the first shell of momenta:

$$\frac{1}{m_b} = \frac{1}{2} \sum_l \frac{E_{N+2}(Q = \Delta k_l) - E_{N+2}(\Gamma)}{\sum_{j=1}^3 (1 - \cos \Delta k_l \cdot a_j)}. \quad (\text{B14})$$

Finally, the mean square radius $\langle r^2 \rangle$ is obtained by first computing the two particle bound state wavefunction

$$\Psi_{2e}(x + \Delta x, x) = \langle \Psi_N | f_{x+\Delta x} f_x | \Psi_{N+2} \rangle, \quad (\text{B15})$$

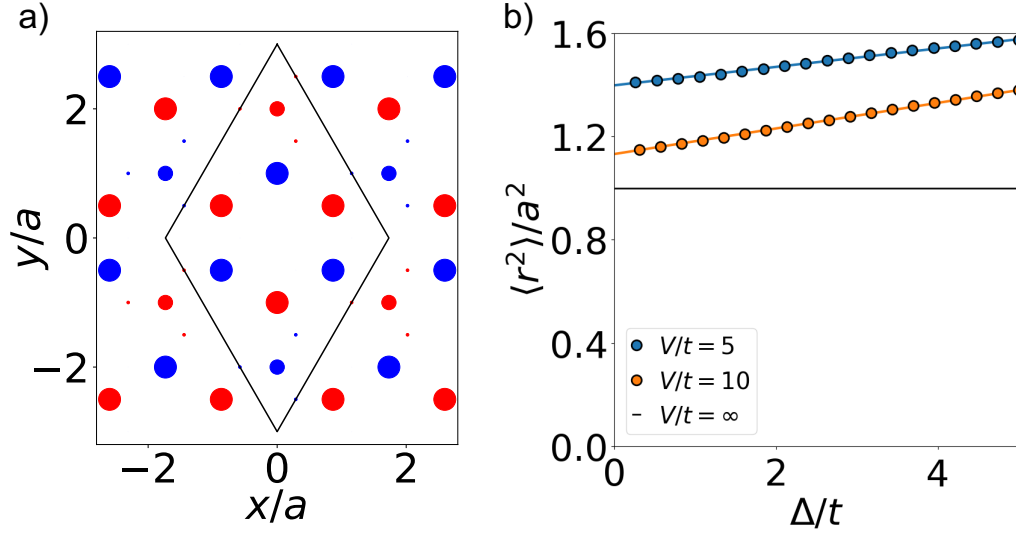


FIG. S8. Panel a) $2e$ bound state wavefunction on a torus (L_1, L_2) including 12 unit cells for $V/t = 10$ and $\Delta/t = 0.8$. The size of the dots show $|\Psi_{2e}|$ and the color represents the phase blue (0) and red (π). Panel b) presents the mean square radius, with dotted lines showing the power-law fit $\langle r^2 \rangle / a^2 = A\Delta/t + B$ obtained in the long wavelength limit.

over the ground state obtained via exact diagonalization. The latter average value reads:

$$\langle \Psi_N | f_{x+\Delta x} f_x | \Psi_{N+2} \rangle = \frac{1}{N} \sum_{kk'} e^{ik \cdot (x+\Delta x) + ik' \cdot x} \langle \Psi_0 | \psi_{k\alpha} \psi_{k'B} | \Psi_{2e} \rangle, \quad (\text{B16})$$

where $\alpha = A, B$ depending on the sublattice site and momentum conservation selects the amplitudes with $k + k' = 0 \pmod{\text{reciprocal lattice vectors}}$. Fig. S8a) shows the $2e$ wavefunction where the size of the dots represents the absolute value of the wavefunction and the colorcode the phase. Finally, we observe that the wavefunction is finite but small in the A -sublattice, with average occupation number $\langle n_A \rangle \approx 1$. Furthermore, the wave function transforms as an A_2 irreducible representation of the D_3 point group, invariant under C_{3z} and odd under C_{2y} , lattice version of an f -wave [9–11]. We quantify the spread through the mean square radius $\langle r^2 \rangle$ defined as

$$\langle r^2 \rangle = \frac{\sum_{\Delta r} |\Psi_{2e}(r + \Delta r, r)|^2 \overline{\Delta r}^2}{\sum_{\Delta r} |\Psi_{2e}(r + \Delta r, r)|^2} \quad (\text{B17})$$

where $\overline{\Delta r}$ is the distance from r module (L_1, L_2) , i.e. it is invariant under a shift of $\Delta r \rightarrow \Delta r + L_{1/2}$ with $L_{1/2}$ dimension of the cluster setting the largest length scale resolved in the numerics. Fig. S8b) illustrates the mean-square radius computed numerically.

From the evaluation of the effective mass m_b and the mean square radius $\langle r^2 \rangle$, we estimate the optimal critical temperature as [50–55]:

$$T_c = C \frac{\hbar^2 \rho}{m_b}, \quad (\text{B18})$$

where $\rho = 1/(\pi \langle r^2 \rangle)$. In Eq. B18, the coefficient C depends on the repulsive interaction between the bosons. Specifically, we have [26, 50–52]:

$$C = \frac{2\pi}{\log(380/4\pi) + \log \log(1/\rho a_{2D}^2)}, \quad (\text{B19})$$

where ρ is the density of bosons and a_{2D} is the 2D scattering length. The evolution of C is shown in Fig. S9, and due to the double logarithmic behavior, it exhibits only a weak dependence on ρa_{2D}^2 . We set $C \approx 2\pi/\log(380/4\pi)$ in our calculations. Fig. S10 shows the evolution of T_c as a function of Δ for different values of V/t . The shaded gray area highlights the region where an attraction between two excitonic Cooper pairs emerges. In this regime, at finite density, the system's properties are governed by a complex interplay between charge density waves and superconductivity, which will be explored in future studies.

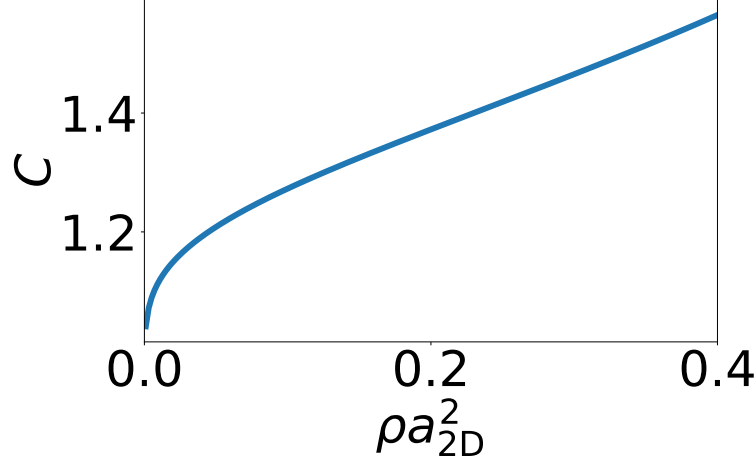


FIG. S9. Evolution of the coefficient C as a function of ρa_{2D}^2 .

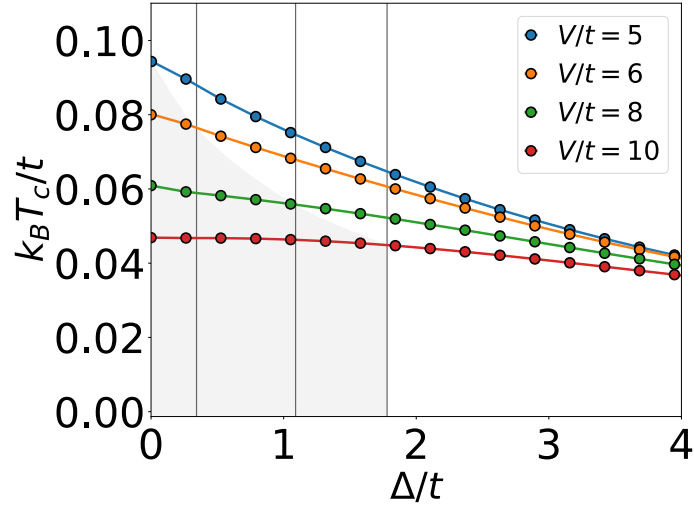


FIG. S10. Optimal critical temperature computed from ED simulations.

Appendix C: Exact results in the $V \rightarrow \infty$ limit

In this section we present exact results on the spectrum of charge excitations of the model. The $V \rightarrow \infty$ constraint selects only intersublattice excitations preserving the number of nearest-neighbor intersublattice pairs. As a result, in this limit, charged excitations are localized and the exact spectrum of eigenstates is found by diagonalizing the Hamiltonian on a finite size cluster.

1. charge- $2e$ excitation

For strong repulsion, a pair of doped carriers is confined to a triangular cluster and exhibits a finite binding energy, making the charge- $2e$ complex energetically favorable compared to two separate charge- e excitations. The binding energy originates from the charge-transfer exciton connecting the $2e$ state with the trimer configuration. The Hamiltonian describing the four-sites cluster reads:

$$H_{2e} = \Delta \sum_{j=1}^3 (f_j^\dagger f_j - 2) - t \sum_{j=1}^3 (f_j^\dagger f_0 + h.c.), \quad (\text{C1})$$

with four sites and total charge $Q = 3$. We readily find two zero energy configurations:

$$|E_1\rangle = \frac{f_1^\dagger f_2^\dagger - f_2^\dagger f_3^\dagger}{\sqrt{2}} f_0^\dagger |0\rangle, \quad |E_2\rangle = \frac{f_1^\dagger f_2^\dagger + f_1^\dagger f_3^\dagger}{\sqrt{2}} f_0^\dagger |0\rangle, \quad (\text{C2})$$

forming a two-dimensional irreducible representation, $C_{3z} |E_1\rangle = |E_2\rangle - |E_1\rangle$ and $C_{3z} |E_2\rangle = -|E_1\rangle$. In addition, we find two C_{3z} invariant configurations $\prod_{j=1}^3 f_j^\dagger |0\rangle$ and $\left(\sum_{j=1}^3 f_j^\dagger f_{j+1}^\dagger\right) f_0^\dagger |0\rangle / \sqrt{3}$. Projecting H_{2e} in this two-dimensional subspace we find that the ground state of the model is the bonding configuration:

$$|A\rangle = \sqrt{\frac{1}{2} - \frac{\Delta}{4\sqrt{\Delta^2/4 + 3t^2}}} \prod_{j=1}^3 f_j^\dagger |0\rangle + \sqrt{\frac{1}{2} + \frac{\Delta}{4\sqrt{\Delta^2/4 + 3t^2}}} \left(\frac{1}{\sqrt{3}} \sum_{j=1}^3 f_j^\dagger f_{j+1}^\dagger \right) f_0^\dagger |0\rangle, \quad (\text{C3})$$

$$E_A = \frac{\Delta}{2} - \sqrt{\frac{\Delta^2}{4} + 3t^2},$$

which belongs to the A_2 irreducible representation of the point group of the crystal. We conclude that the binding energy reads:

$$E_b = E_{1e} - E_{2e}/2 = \frac{1}{2} \sqrt{\frac{\Delta^2}{4} + 3t^2} - \frac{\Delta}{4} \geq 0. \quad (\text{C4})$$

We emphasize that trimer charge fluctuations serve as the glue that enables the formation of the bound state.

Before concluding this section, we analyze the symmetries of the excitonic Cooper pair. To this end, we consider the charge- $2e$ wavefunction $\Psi_{2e}(r + \Delta r, r)$ (B15) in the $V \rightarrow \infty$ limit, where we obtain the exact expression:

$$\Psi_{2e}(r + \Delta r, r) = \langle \Phi_0 | f_{r+\Delta r} f_r | \Phi_2 \rangle = \delta_{\Delta r, u_i - u_j} \sin 3\theta_{ij}, \quad (\text{C5})$$

with $r \in B$ and $\theta_{ij} = \arg(u_i - u_j)$ and the $2e$ bound state is confined within a single unit cell. Under a C_{3z} rotation around r , the wavefunction remains invariant, $C_{3z} \Psi_{2e} = \Psi_{2e}$, this follows from $C_{3z} \theta_{ij} = \theta_{ij} + 2\pi/3$. Moreover, Ψ_{2e} changes sign under C_{2y} rotations, i.e., $C_{2y} \Psi_{2e} = -\Psi_{2e}$, because $C_{2y} \theta_{ij} = \theta_{ij} + \pi$. Consequently, Ψ_{2e} belongs to the A_2 irrep of D_3 , lattice version of a f -wave [26]. The property persists for finite value of V/t , as displayed in Fig. S8 by the numerical evaluation of Ψ_{2e} . Finally, associated to the charge- $2e$ bound state (C3) we introduce a new emergent quasiparticle b_r^\dagger located at r with bosonic statistics:

$$b_r^\dagger = \sqrt{1 - |\alpha|^2} \prod_{j=1}^3 f_{r'_j}^\dagger f_r + \frac{\alpha}{\sqrt{3}} \sum_{j=1}^3 f_{r'_j}^\dagger f_{r'_{j+1}}^\dagger, \quad (\text{C6})$$

where r'_j ($j = 1, 2, 3$) are the lattice sites $r + u_j$, which are nearest neighbors of site r . Acting on the sublattice-polarized insulator $|\Phi_0\rangle$ generates the configuration $|\Phi_2(r)\rangle = b_r^\dagger |\Phi_0\rangle$.

2. charge- $4e$ excitation

We now calculate the energy of a charge- $4e$ composed by two charge- $2e$ pairs considering the case where the Cooper pairs are centered around neighboring sites and next to nearest-neighbor sites.

a. Nearest-Neighbor Repulsion

We start considering two Cooper pairs centered around $r = 0$ and $r = a_2$ in Fig. S11 and showing that as a result of the Pauli exclusion principle we find a repulsive interaction between the two. We have 5 configurations with 4 carriers in the B -sublattice:

$$|\{j\}\rangle = f_{j_1}^\dagger f_{j_2}^\dagger f_{j_3}^\dagger f_{j_4}^\dagger f_0^\dagger f_{a_1}^\dagger |0\rangle, \quad (\text{C7})$$

with $\{j\}$ denotes the five independent ways to select four labels from a set of five sites. Additionally, we have two excited states corresponding to a single trimer excitation centered around a_2 and 0, respectively, with energy Δ :

$$|a_2\rangle = \prod_{j=1}^5 f_j^\dagger f_0^\dagger |0\rangle, \quad |0\rangle = \prod_{j=1}^5 f_j^\dagger f_{a_2}^\dagger |0\rangle. \quad (\text{C8})$$

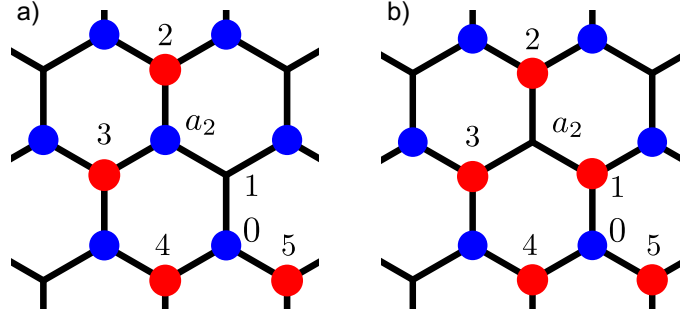


FIG. S11. Panel a) shows one of the 5 configurations corresponding to adding 4 carriers in 5 sites $j = 1, \dots, 5$. Panel b) shows the configuration obtained exciting a trimer centered around a_2 .

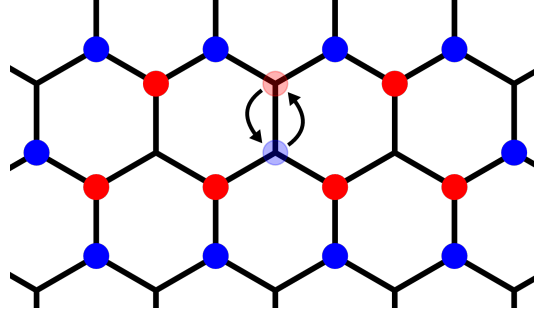


FIG. S12. Two Cooper pairs centered around two next-n.n. sites, i.e. positioned at r and $r + 2a_1$, lower their energy by a virtual exciton involving the intermediate center at $r + a_1$.

Computing the overlaps between the different configurations we find the Hamiltonian on nearest-neighbors:

$$H_{4e} = \begin{pmatrix} 0 & 0 & 0 & 0 & 0 & -t & t \\ 0 & 0 & 0 & 0 & 0 & 0 & -t \\ 0 & 0 & 0 & 0 & 0 & 0 & t \\ 0 & 0 & 0 & 0 & 0 & t & 0 \\ 0 & 0 & 0 & 0 & 0 & -t & 0 \\ -t & 0 & 0 & t & -t & \Delta & 0 \\ t & -t & t & 0 & 0 & 0 & \Delta \end{pmatrix}. \quad (\text{C9})$$

The ground state energy is $E_{gs} = \Delta/2 - \sqrt{8t^2 + \Delta^2}/2 > 2E_A$ (C3) implying a net repulsive interaction between Cooper pairs on n.n. sites.

b. Next to Nearest-Neighbor Attraction

We consider two Cooper pairs, one positioned at $r = 0$ and the other at $r = 2a_1$. Employing the bosonic operator b_r^\dagger (C6) the corresponding configuration is:

$$|\Phi_4(r, r + 2a_1)\rangle = b_r^\dagger b_{r+2a_1}^\dagger |\Phi_0\rangle. \quad (\text{C10})$$

The Coulomb restricted tunneling $T_0 = -t\mathbb{P}_{12} \sum_{\langle r, r' \rangle} f_r^\dagger f_{r'} \mathbb{P}_{12}$ with 12 counting the number of n.n. bonds introduces quantum dynamics in the low-energy manifold which lowers the energy of the $4e$ charge complex with respect to the one of two isolated Cooper pairs. One among many processes is drawn in Fig. S12 where the middle site between the two Cooper pairs is resonating along u_1 . We anticipate that in the infinite V regime the Cooper pairs form a crystal (bosonic CDW) on n.n.n. sites with enlarged unit cell ($3a_1, 2a_2$).

Fig. S13 show ED simulations at finite V/t we find that the repulsion between excitonic Cooper pairs is repulsive for $V/t < 5$. For larger interaction strength, the boson b_r develops a net attractive interaction leading to the formation of a four-body bound state. In this regime, increasing Δ/t tunes the interaction between Cooper pairs from attractive to repulsive.

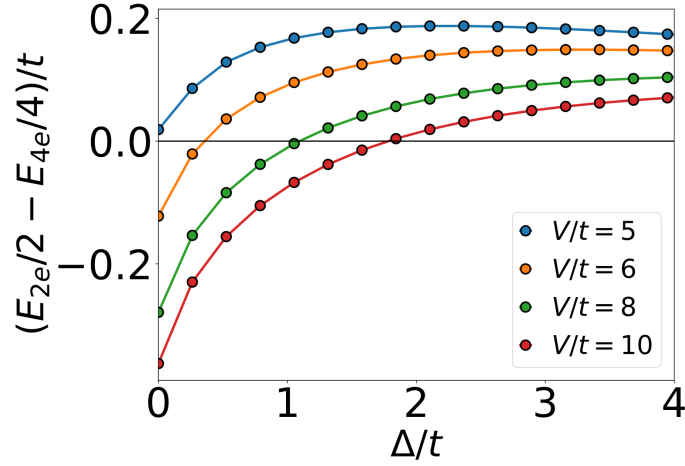


FIG. S13. Energy difference $E_{2e}/2 - E_{4e}/4$ indicating a tendency to form a four-body charge complex when $E_{2e}/2 - E_{4e}/4 < 0$ for different values of V/t .

Appendix D: Strong coupling perturbation theory

Here, we present the first-order correction in t/V for the large V regime. We discuss the corrections to the ground state energy for filling factors N , $N + 1$ and $N + 2$, binding energy and effective mass. Perturbation theory in small t/V is performed organizing the spectrum of the model in sectors with a fixed number n.n. occupied sites M . The Hamiltonian decomposes as $H = H_0 + H'$ with H_0 block diagonal in the subspace M , i.e. it does not mix different subspaces:

$$H_0 = \sum_M H_M, \quad H_M = \Delta N_B + MV. \quad (\text{D1})$$

The off-diagonal contribution instead mixes the subspace M with $M + q$:

$$H' = \sum_M \sum_q T_{q,M}, \quad T_{q,M} = -t \mathbb{P}_{M+q} \sum_{\langle r,r' \rangle} f_r^\dagger f_{r'} \mathbb{P}_M, \quad (\text{D2})$$

where $q = \pm 1, \pm 2$ corresponds to the addition/removal of q n.n. occupied sites. To connect with previous works [8, 9], we observe that the action of T_1 creates a polaron and T_2 creates a dipole. Finally, we emphasize that $T_{0,M}$ preserves $\sum_{\langle r,r' \rangle} n_r n_{r'}$ which is equal to MV but does not commute with $N_A - N_B$, thereby introducing quantum dynamics within each sector M .

1. Schrieffer-Wolff transformation: effective Hamiltonian upon doping the sublattice polarized state

In this section, we clarify the connection between the many-body perturbation theory, and the Schrieffer-Wolff transformation in the many-body space. Without losing generality, we consider charge sector of $N + p$ particles with N number of sites and p extra doped carriers. Moreover, for simplicity we consider the case $\Delta = 0$, where for large V the ground state spontaneously polarize in one of the two sublattices. Within each sector, we introduce the basis of states $|\Phi_{p,nM}\rangle$ where p denotes the sector with p extra doped carriers ($p = 0, 1, 2$), M the number of n.n. occupied sites and n the principal quantum number. By definition the unperturbed Hamiltonian projected in the particle sector p reads:

$$H_0 = \sum_M \sum_n E_{nM} |\Phi_{p,nM}\rangle \langle \Phi_{p,nM}|, \quad (\text{D3})$$

while H' is off-diagonal and has the form:

$$H' = \sum_M \sum_q \sum_{nm} (T_{q,M})_{nm} |\Phi_{p,nM+q}\rangle \langle \Phi_{p,mM}|. \quad (\text{D4})$$

By definition we have:

$$[H_0, T_{q,M}] = qVT_{q,M}. \quad (\text{D5})$$

Moreover, we have the relations:

$$\begin{aligned} [H_0, T_{q_1, M_1} T_{q_2, M_2}] &= (q_1 + q_2)VT_{q_1, M_1} T_{q_2, M_2}, \\ [H_0, [T_{q_1, M_1}, T_{q_2, M_2}]] &= (q_1 + q_2)V[T_{q_1, M_1}, T_{q_2, M_2}], \end{aligned} \quad (\text{D6})$$

which directly follows from the properties of the commutator. Notice that for any particle sector p the lowest energy configuration has a number of n.n. occupied sites $M = zp$ with $z = 3$ coordination of the lattice. Moreover, for $p = 0$ the ground state is only two-fold degenerate corresponding to a fully polarized sublattice insulator. On the other hand, for $p = 1, 2$ the ground state is extensively degenerate.

The Schrieffer-Wolff transformation consists of introducing the antiunitary operator S , $S^\dagger = -S$, leading to the transformed Hamiltonian:

$$\bar{H} = e^S H e^{-S}. \quad (\text{D7})$$

Employing Baker-Campbell-Hausdorff identity to third order in S , we have:

$$\bar{H} = H + [S, H] + \frac{1}{2}[S, [S, H]] + \frac{1}{3!}[S, [S, [S, H]]] + \dots \quad (\text{D8})$$

Our task is to define S which order by order in (t/V) allows to remove terms off-diagonal in the number of n.n. occupied sites M . Specifically, the transformation $S^{(k)} \sim \mathcal{O}[(t/V)^k]$ removes all off-diagonal terms of order $(t/V)^{k-1}$. To start with we define, the Hamiltonian at stage $k = 1$ as:

$$\bar{H}^{(1)} \equiv H = H_0 + H', \quad (\text{D9})$$

and $S^{(0)} = 1$ is the identity. At stage $k = 2$, we have:

$$\bar{H}^{(2)} = e^{S^{(1)}} H e^{-S^{(1)}} = H + [S^{(1)}, H_0] + [S^{(1)}, H'] + \frac{1}{2}[S^{(1)}, [S^{(1)}, H_0]] + \mathcal{O}\left(\frac{t^3}{V^2}\right). \quad (\text{D10})$$

Imposing the conditions $[S^{(1)}, H_0] = -\sum_{q \neq 0} \sum_M T_{q,M}$, we find:

$$S^{(1)} = \sum_M \sum_{q \neq 0} \sum_{nm} \frac{(T_{q,M})_{nm}}{qV} |\Phi_{p, nM+q}\rangle \langle \Phi_{p, nM}|, \quad (\text{D11})$$

where we have introduced the notation $(T_{q,M})_{nm} \equiv \langle \Phi_{p, nM+q} | T_{q,M} | \Phi_{p, nM} \rangle$. As a result, the second order Hamiltonian $H^{(2)}$ reads:

$$\bar{H}^{(2)} = H_0 + \sum_M T_{0,M} + \sum_{M_1 M_2} \sum_{q \neq 0} \frac{[T_{q, M_1}, T_{0, M_2}]}{qV} + \frac{1}{2} \sum_{M_1 M_2} \sum_{q_1 q_2 \neq 0} \frac{[T_{q_1, M_1}, T_{q_2, M_2}]}{q_1 V} + \mathcal{O}\left(\frac{t^3}{V^2}\right). \quad (\text{D12})$$

Projecting the Hamiltonian in the lowest energy manifold with number of n.n. occupied sites $M = zp$ we obtain:

$$\mathcal{H}^{(p)} = H_{zp} - \sum_{q=1}^2 \frac{T_{q, zp}^\dagger T_{q, zp}}{qV} + \mathcal{O}\left(\frac{t^3}{V^2}\right). \quad (\text{D13})$$

where $H_{zp} = H_0 + T_{0, zp}$.

a. Next-to-leading order corrections

To obtain an accurate expression for the effective mass of the charge- $2e$ excitation and the binding energy valid to larger values of t/V , we extend our perturbation theory up to order t^3/V^2 . To this aim we introduce $S^{[2]} \sim (t/V)^2$ which removes off-diagonal terms of order t/V :

$$\begin{aligned} \bar{H}^{(3)} = e^{S^{(2)}} H e^{-S^{(2)}} &= H_0 + \sum_M T_{0,M} + \sum_{M_1 M_2} \sum_{q \neq 0} \frac{[T_{q_1, M_1}, T_{0, M_2}]}{q_1 V} + \frac{1}{2} \sum_{M_1 M_2} \sum_{q_1 q_2 \neq 0} \frac{[T_{q_1, M_1}, T_{q_2, M_2}]}{q_1 V} \\ &+ [S^{[2]}, H_0] + [S^{[2]}, H'] + \sum_M \frac{[S^{(1)}, [S^{(1)}, T_{0, M}]]}{2} + \sum_{q \neq 0} \sum_M \frac{[S^{(1)}, [S^{(1)}, T_{q, M}]]}{3}, \end{aligned} \quad (\text{D14})$$

where $S^{(2)} = S^{[1]} + S^{[2]}$ with $S^{[1]} = S^{(1)}$ and $S^{[2]}$ such that:

$$[S^{[2]}, H_0] = - \sum_{M_1 M_2} \sum_{q_1 \neq 0} \frac{[T_{q_1, M_1}, T_{0, M_2}]}{q_1 V} - \frac{1}{2} \sum_{M_1 M_2}^{M_1 + q_1 \neq M_2} \sum_{q_1 q_2 \neq 0} \frac{[T_{q_1, M_1}, T_{q_2, M_2}]}{q_1 V}. \quad (\text{D15})$$

$S^{[2]}$ is obtained employing the identity (D5) and is composed by the sum of two contributions:

$$S^{[2]} = \sum_{M_1 M_2} \sum_{q_1 \neq 0} \frac{[T_{q_1, M_1}, T_{0, M_2}]}{(q_1 V)^2} + \frac{1}{2} \sum_{M_1 M_2}^{M_1 + q_1 \neq M_2} \sum_{q_1 q_2 \neq 0} \frac{[T_{q_1, M_1}, T_{q_2, M_2}]}{q_1 (q_1 + q_2) V^2}. \quad (\text{D16})$$

The resulting third order Hamiltonian reads:

$$\begin{aligned} \bar{H}^{(3)} = & H_0 + \sum_M T_{0, M} + \frac{1}{2} \sum_{M_1 M_2}^{M_1 + q_1 = M_2} \sum_{q_1 q_2 \neq 0} \frac{[T_{q_1, M_1}, T_{q_2, M_2}]}{q_1 V} \\ & + [S^{(2)}, H'] + \sum_M \frac{[S^{(1)}, [S^{(1)}, T_{0, M}]]}{2} + \sum_{q \neq 0} \sum_M \frac{[S^{(1)}, [S^{(1)}, T_{q, M}]]}{3} + \mathcal{O}\left(\frac{t^4}{V^3}\right), \end{aligned} \quad (\text{D17})$$

which is diagonal up to order t/V . The effective Hamiltonian including corrections to order t^3/V^2 is then obtained projecting $\bar{H}^{(3)}$ in the low-energy manifold with $M = zp$ n.n. occupied sites. By performing, long but straightforward calculations we conclude:

$$\mathcal{H}^{(p)} = H_{zp} - \sum_{q=1,2} \frac{T_{q,zp}^\dagger T_{q,zp}}{qV} + \sum_{q=1,2} \frac{T_{q,zp}^\dagger T_{0,zp+q} T_{q,zp}}{(qV)^2} - \frac{1}{2} \sum_{q=1}^2 \frac{\{T_{q,pz}^\dagger T_{q,pz}, T_{0,pz}\}}{(qV)^2}, \quad (\text{D18})$$

where $H_{zp} = H_0 + T_{0,zp}$ valid up to $\mathcal{O}(t^4/V^3)$.

b. Filling $N_e = N_s$ ($\nu = 1$)

In the $V \rightarrow \infty$ limit, the ground state is determined by minimizing the Coulomb energy, $V \sum_{\langle r, r' \rangle} n_r n_{r'}$. This corresponds to the sublattice polarized insulator:

$$|\Phi_0\rangle = \prod_{r \in A} f_r^\dagger |0\rangle, \quad (\text{D19})$$

belonging to the zero momentum sector $Q = \Gamma$. The first order correction in t/V to the ground state energy reads:

$$\delta E_0 = \sum_n \frac{\langle \Phi_0 | T_{-2} | \Phi_{0,n2} \rangle \langle \Phi_{0,n2} | T_2 | \Phi_0 \rangle}{E_0^{(0)} - E_{0,n2}^{(0)}}, \quad (\text{D20})$$

where $|\Phi_{0,\gamma,2}\rangle$ is obtained by acting with T_2 on the fully sublattice polarized ground state $|\Phi_0\rangle$. Thus, the excited configuration corresponds to a dipole, with energy $\Delta + 2V$, situated along the bond connecting r and $r + u_j$. In this case, the excited subspace is localized and the projected hopping $-t \mathbb{P}_2 \sum_{\langle r, r' \rangle} f_r^\dagger f_{r'} \mathbb{P}_2$ in the subspace of 2 n.n. occupied sites at filling $\nu = 1$ is trivial and does not introduce any quantum dynamics. The energy correction reads:

$$\delta E_0 = -N \frac{3t^2}{\Delta + 2V}, \quad (\text{D21})$$

where 3 is the coordination number of the honeycomb lattice. Fig. S14 shows the comparison between the t/V perturbation theory result and the ground state energy obtained from ED.

c. charge- e excitation

In the strong coupling limit $V \rightarrow \infty$, adding an extra carrier incurs an energy cost of $E_{1e} = \Delta + 3V$ with an infinite effective mass, thus, to leading order, realizing a charge- e quasiparticle in a perfectly flat band. The effective hopping

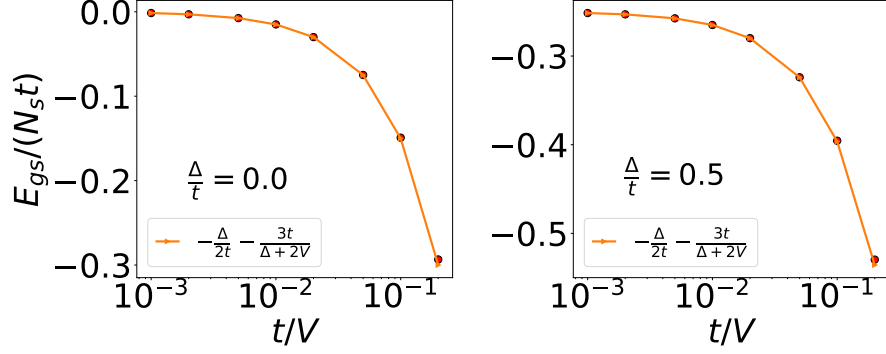


FIG. S14. Left and right panel shows the evolution of the many-body ground state energy per particle as a function of t/V obtained setting $\Delta = 0$ in the left panel and $\Delta/t = 0.5$ in the right one. Perturbation theory provides a reliable estimate of the ground state energy per particle, even for $V/t = 5$ where the relative error is approximately 2%.

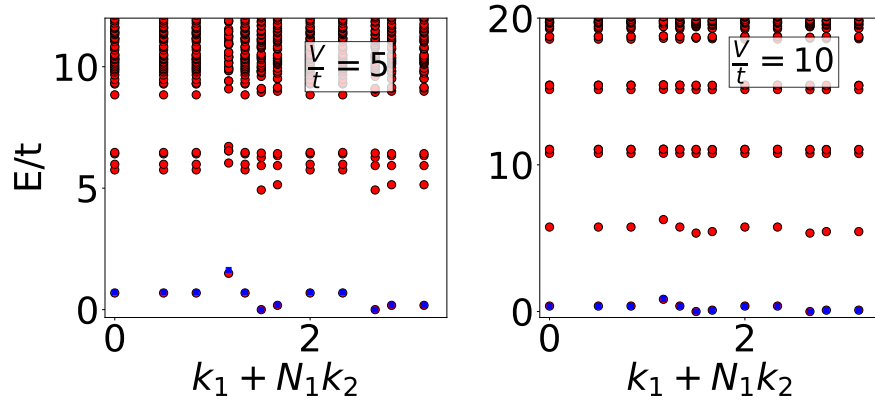


FIG. S15. Many-body spectrum for the charge sector with $p = 1$ doped charge excitation for $\Delta/t = 0.5$. The lowest energy branch of the many-body spectrum describes the charge- e excitation. Blue square data shows the analytical prediction for the dispersion relation obtained order t/V in perturbation theory.

of the charge- e excitation involves an intermediate polaron excitation generated by T_1 and leads to the hopping Hamiltonian:

$$H_f = t_f \sum_{\langle r, r' \rangle \in B} f_r^\dagger f_{r'}, \quad t_f = \frac{t^2}{\Delta + V}. \quad (\text{D22})$$

The latter describes particles hopping on a triangular lattice with dispersion relation $\epsilon_k = 2t_f \sum_{j=1}^3 \cos(k \cdot a_j)$ displaying minima at $k = K, K'$ and effective mass $m_f = 2/(3t_f) \sim V$.

We now derive the first order correction to the ground state energy in t/V . To this aim, we consider the wavefunction with total momentum K :

$$|\Phi_1\rangle = \frac{1}{\sqrt{N}} \sum_{r \in A} f_{r+u_1}^\dagger e^{-iK \cdot (r+u_1)} |\Phi_0\rangle, \quad (\text{D23})$$

where $K = (2g_1 + g_2)/3$ and $g_{1/2}$ reciprocal lattice vectors. For each configuration $|\Phi_1(r)\rangle$, there are two different hopping processes: those involving the three sites $r, r + a_1$ and $r + a_6$ nearest-neighbors of the B -sublattice occupied site $r + u_1$ and the sites r' away from this region. The second order energy correction originating from processes away

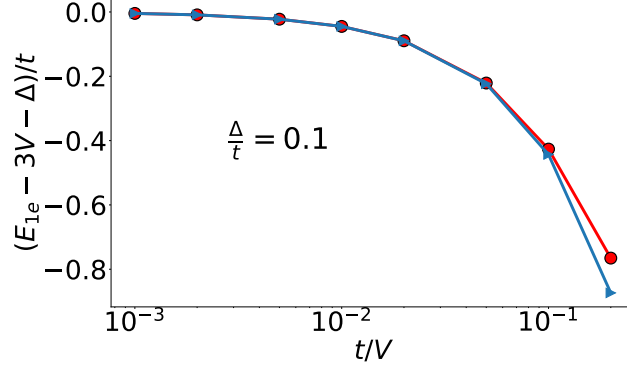


FIG. S16. Energy of a charge- e excitation measured with respect to the charging energy $\Delta + 3V$. Reducing V increases the difference with respect to the perturbative result. The maximum relative error is 14% for $V/t = 5$ and becomes negligible (smaller than 1%) for $V/t \geq 20$.

from these sites is:

$$\delta E_{1,1} = -(N-3) \frac{3t^2}{\Delta + 2V}. \quad (\text{D24})$$

The contribution of the remaining sites $\{r, r + a_1, r + a_6\}$ is given by:

$$\delta E_{1,2} = -3 \frac{2t^2}{\Delta + V} + \epsilon_{K/K'} = -\frac{9t^2}{\Delta + V}. \quad (\text{D25})$$

Taking for simplicity the site r , the first contribution arises from the action of $-t f_{r+u_{2/3}}^\dagger f_r$, which creates a polaron that subsequently recombines without involving any motion of the additional doped carrier at r . Conversely, the second contribution represents the kinetic energy gain from adding the extra carrier at K . Notably, this correction can be explicitly determined by considering second-order processes that involve the motion of the doped carrier. The ground state energy to first order in t/V reads:

$$E_1 = \Delta + 3V - (N-3) \frac{3t^2}{\Delta + 2V} - \frac{9t^2}{\Delta + V}. \quad (\text{D26})$$

Thus, we conclude that the lowest energy of a charge- e quasiparticle up to first order in t/V is:

$$E_{1e} = E_1 - E_0 = \Delta + 3V - \frac{9t^2}{\Delta + V} + \frac{9t^2}{\Delta + 2V} = \Delta + 3V - \frac{9t^2 V}{(\Delta + V)(\Delta + 2V)}. \quad (\text{D27})$$

Fig. S16 shows the comparison between the energy of a single doped excitation obtained with ED (red data) and the result of perturbation theory both measured with respect to the charging energy $\Delta + 3V$.

d. charge- e polaron excitation

In this section we characterize the properties of a charge- e excitation coupled to a single dipole. This excited state has energy $\Delta + V$ above the charge- e quasiparticle. Interestingly, the basis of many-body states spanning the manifold is composed by three different configurations classified by their different eigenvalues under C_{3z} :

$$|\Phi_{1,\ell}(r)\rangle = \frac{1}{\sqrt{3}} \sum_{j=1}^3 \omega^{\ell(j-1)} f_{r+u_j}^\dagger f_{r+u_{j+1}}^\dagger f_r |\Phi_0\rangle, \quad (\text{D28})$$

where $\omega = \exp(2\pi i/3)$ and $\ell = 0, \pm$. These states form an orthonormal basis and features three different eigenvalues under C_{3z} . Up to order t/V the Hamiltonian in this subspace reads:

$$\mathcal{H}_{\text{polaron}}^{(1)} = \Delta + V + \frac{T_{-1,4}^\dagger T_{-1,4}}{V + \Delta} - \sum_{q=1,2} \frac{T_{q,4}^\dagger T_{q,4}}{(qV + \Delta)}, \quad (\text{D29})$$

where the energy is measured with respect the charge- e unperturbed energy $\Delta + 3V$. The first contribution $q = -1$ corresponds to the process of recombination of the electron-hole excitation. This process does not induce any dispersion but produces an energy splitting, in the basis $[|\Phi_{1,0}(r)\rangle, |\Phi_{1,+}(r)\rangle, |\Phi_{1,-}(r)\rangle]^T$ we have:

$$\frac{T_{-1,4}^\dagger T_{-1,4}}{V + \Delta} = \frac{t^2}{V + \Delta} \begin{pmatrix} 0 & 0 & 0 \\ 0 & 3 & 0 \\ 0 & 0 & 3 \end{pmatrix}. \quad (\text{D30})$$

On the other hand, $T_{1,4}^\dagger T_{1,4}/(V)$ induces hopping in real space. Before moving on, it is interesting to notice that:

$$\langle \Phi_{1,a}(r + a_j) | T_{1,4}^\dagger T_{1,4} | \Phi_{1,0}(r) \rangle / V = 0, \quad \forall j, a \quad (\text{D31})$$

implying that the configuration is localized due to a destructive interference effect. On the other hand, $|\Phi_{1,\pm}(r)\rangle$ develops a finite dispersion relation.

$$\mathcal{H}_{\text{polaron}}^{(1)}(k) = \Delta + V + \frac{t^2}{\Delta + V} \begin{pmatrix} 0 & 0 & 0 \\ 0 & 3 + \sum_{j=1}^3 \cos(k \cdot a_j + \pi/3) & \sum_{j=1}^3 \cos k \cdot a_j \\ 0 & \sum_{j=1}^3 \cos k \cdot a_j & 3 + \sum_{j=1}^3 \cos(k \cdot a_j - \pi/3) \end{pmatrix}. \quad (\text{D32})$$

We found that the minimum of the dispersion is located at K/K' .

e. Perturbative corrections to the charge gap

In this section, we discuss the renormalization of the charge gap due to perturbative corrections.

To begin, we note that, to leading order in t/V , the energy of an isolated hole is $E_{-1} = 0$. Including first order corrections, up to order t^3/V^2 we obtain:

$$E_{-1} = -(N-2) \frac{3t^2}{\Delta + 2V} - \frac{9t^2}{\Delta + V}. \quad (\text{D33})$$

Finally, the charge gap reads:

$$E_{\text{gap}} = E_1 + E_{-1} - 2E_0 = \Delta + 3V - 3t^2 \frac{\Delta + 7V}{(\Delta + V)(\Delta + 2V)}. \quad (\text{D34})$$

Thus, perturbative corrections in t/V reduce the charge gap size. Within perturbation theory the gap collapse at $V = 1.87t$, overestimating the actual critical value of $1.3t$ displayed in Fig. S7d).

f. charge-2e excitation

In the $V \rightarrow \infty$ limit, a pair of e excitations in a sublattice-polarized ground state binds to form an excitonic Cooper pair, represented by the bosonic quasiparticle b_r . As discussed previously, the state $|\Phi_2(r)\rangle = b_r^\dagger |\Phi_0\rangle$ is an eigenstate of $H_{M=6}$ (D1) with energy $E_A + 2\Delta + 6V$ and E_A given in Eq. (C3). To leading order in t/V has infinite effective mass resulting in a perfectly flatband of excitonic Cooper pairs. In the following we derive the effective mass, the ground state energy E_{N+2} and the binding energy E_b to first order in t/V .

g. charge-2e dispersion relation

To order t/V the effective hopping of the $2e$ -excitation is determined performing degenerate perturbation theory in the low-energy manifold spanned by the basis of states $|\Phi_2(r)\rangle = b_r^\dagger |\Phi_0\rangle$ with $\langle \Phi_2(r) | \Phi_2(r') \rangle = \delta_{r,r'}$. To leading order, the action of H' (D2) induces an excitation with energy scaling as qV (with $q = 1$ for a polaron excitation and $q = 2$ for a dipole [8, 9]). At a subsequent stage, this excitation recombines, connecting a Cooper pair initially located at r to a Cooper pair at $r + a_j$. The resulting nearest-neighbor tunneling amplitude reads:

$$t_b = \sum_{q=1,2} \langle \Phi_2(r + a_j) | \left(T_{-q} \frac{1}{H_{q+6} - E_2^{(0)}} T_q \right) | \Phi_2(r) \rangle, \quad (\text{D35})$$

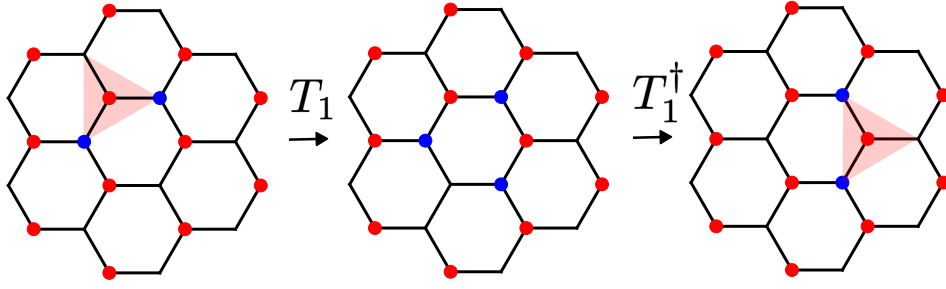


FIG. S17. Motion of a Cooper pair from r to $r + a_6$ creating a polaron at $r + a_5$ along the bond u_1 . The intermediate configuration is connected through $H_0 + T_0$ to many other states which are not shown.

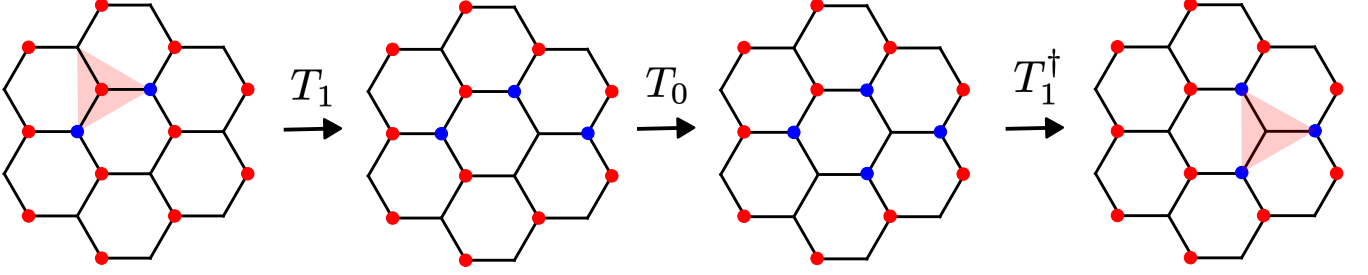


FIG. S18. Motion of a Cooper pair from r to $r + a_6$ creating a polaron at $r + a_6$ along the bond u_1 . The intermediate action of T_0 is required in order to connect with the final state.

where $E_2^{(0)}$ is the unperturbed ground state energy for two doped carriers, $E_2^{(0)} = E_A + 2\Delta + 6V$. Furthermore, we observe that the amplitude in Eq. (D35) does not depend on the nearest-neighbor site $r + a_{j=1, \dots, 6}$ as a result of the symmetries of the model. We note that the action of T_q on $|\Phi_2(r)\rangle$ transitions the system to an excited manifold, with an energy increase of qV relative to the lowest-energy subspace $q = 0$. Within this excited manifold, the unperturbed Hamiltonian $H_{M=6+q}$ features a non-trivial quantum dynamics with spectrum:

$$H_{M=6+q} |\Phi_{2,nq}\rangle = (qV + E_{2,nq}^{(0)}) |\Phi_{2,nq}\rangle, \quad (\text{D36})$$

where $\Phi_{2,nq}$ is the eigenstate n in the subspace of q extra nearest-neighbor occupied sites and $E_{2,nq}^{(0)}$ the corresponding eigenvalues where the superscript refer to the fact that it is computed with respect to the unperturbed Hamiltonian $H_{M=6+q}$. Expanding the resolvent $1/(H_{6+q} - E_2^{(0)})$ in the manifold of eigenstates (D36) we find:

$$t_b = \sum_{q=1,2} \sum_n \frac{\langle \Phi_2(r + a_j) | T_{-q} | \Phi_{2,nq} \rangle \langle \Phi_{2,nq} | T_q | \Phi_2(r) \rangle}{qV + E_{2,nq}^{(0)} + 2E_b}, \quad (\text{D37})$$

generalizing the result presented in the maintext to arbitrary V/Δ . We conclude that the dispersion of the Cooper pair results from the constrained quantum dynamics generated by $H_{M=6+q}$ within the excited energy manifold. We now fix a pair of sites r and $r + a_6$, our task is to determine all the possible second order processes connecting two Cooper pairs. By listing these processes we find that to second order only an intermediate polaron T_1 connects the two configurations. In general, there are many independent paths connecting the initial and final configurations, two of them are displayed in Fig. S17 and in Fig. S18. The first one connects $|\Phi_2(r)\rangle$ to $|\Phi_2(r + a_6)\rangle$ exciting a polaron along the bond $r + a_5$ to $r + a_5 + u_1$. The second one, instead, is characterized by the formation of a polaron along the bond $r + a_6$ to $r + a_6 + u_1$ and requires the intermediate action of $T_{q=0}$ leading to an hopping which does not change the number of n.n. occupied sites. Including all possible processes we find that the dynamics induced by $H_{M=7}$ is composed by 14 configurations.

Fig. S19 shows the dispersion relation in the sector of 2 extra doped particles for different values of V/t and $\Delta/t = 0.5$. Increasing V/t , our perturbative result offers an increasingly accurate approximation of the dispersion relation. We also show in Fig. S20 the dispersion relation of the excitonic Cooper pair in the first Brillouin zone. The dispersion relation obtained to first order in t/V accurately captures the energy points across the spectrum, with the exception of the high-symmetry points K and K' at the band edges, where a relative error of 12% for $V/t = 10$ is observed.

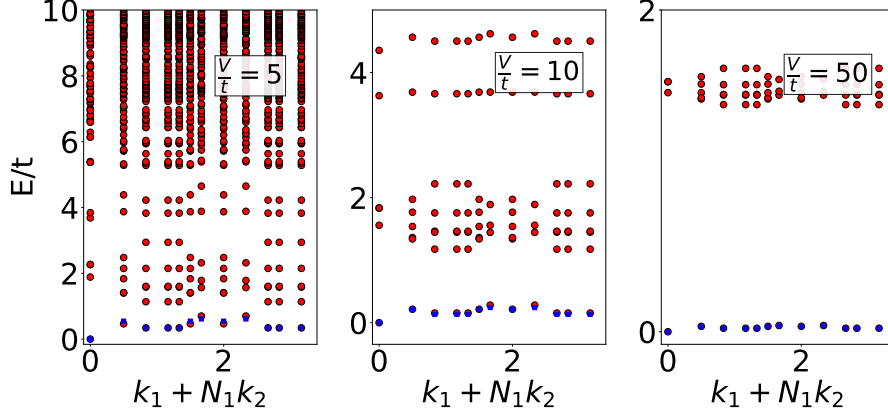


FIG. S19. Many-body spectrum for the charge sector with $N_s + 2$ particles. The lowest energy band of excitations describes the $2e$ exciton Cooper pair. Blue square data shows the analytical prediction $\epsilon_b(\mathbf{q}) = -2t_b \sum_{j=1}^3 \cos(\mathbf{q} \cdot \mathbf{a}_j)$ for the dispersion relation obtained in perturbation theory. The maximum relative error for the different values of V/t are 17%, 12% and 2% for $V/t = 5, 10, 50$, respectively. We employed $\Delta/t = 0.5$.

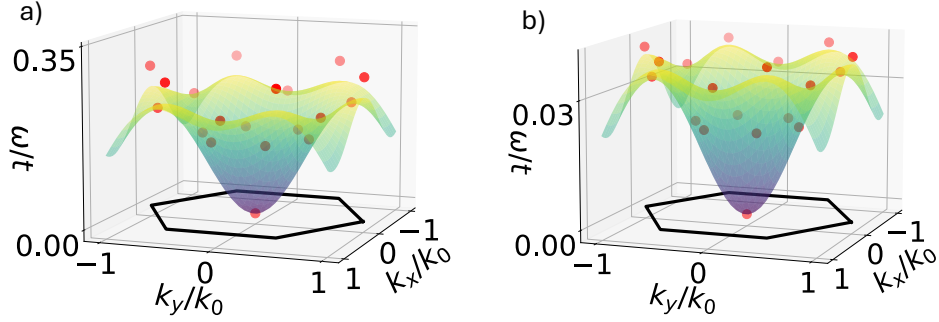


FIG. S20. Excitonic Cooper pair dispersion relation for $V/t = 10$ (left), $V/t = 50$ (right) and $\Delta/t = 0.5$.

h. charge- $2e$: binding energy

We now compute the ground state energy gain originating from background intersublattice fluctuations in the presence of the excitonic Cooper pair. In the $V \rightarrow \infty$ limit, the ground state energy in this sector is $E_2^{(0)} = 2\Delta + 6V + E_A$ with E_A energy gain in forming the $2e$ excitonic Cooper pair. We perform perturbation theory starting from the ground state with many-body momentum Γ :

$$|\Phi_2\rangle = \sum_{r \in A} b_r^\dagger |\Phi_0\rangle / \sqrt{N}, \quad (\text{D38})$$

where b_r is a bosonic operator creating an excitonic Cooper pair at r . To compute the first order energy correction we introduce the set of sites $\mathcal{S} = \{r, r + a_{j=1, \dots, 6}\}$ nearest-neighbors of the Cooper pair centered at r . The first order correction to the ground state splits in two contributions. The first one involves virtual processes on sites $r \notin \mathcal{S}$ giving rise to the ground state energy correction:

$$\delta E_{2,1} = - (N_s - 7) \frac{3t^2}{\Delta + 2V}, \quad (\text{D39})$$

where 7 counts the number of sites in the set \mathcal{S} . The second term instead involves $r \in \mathcal{S}$ around the Cooper pair:

$$\delta E_{2,2} = t^2 \sum_{q=1,2} \sum_{r', r'', r''' \in \mathcal{S}} \sum_{jl=1}^3 \frac{\langle \Phi_2(r''') | \mathbb{P}_6 f_{r''}^\dagger f_{r''+u_j} \mathbb{P}_{6+q} | \Phi_{2,nq} \rangle \langle \Phi_{2,nq} | \mathbb{P}_{6+q} f_{r'+u_l}^\dagger f_{r'} \mathbb{P}_6 | \Phi_2(r) \rangle}{E_0^{(0)} - E_{2,nq}^{(0)} - qV}, \quad (\text{D40})$$

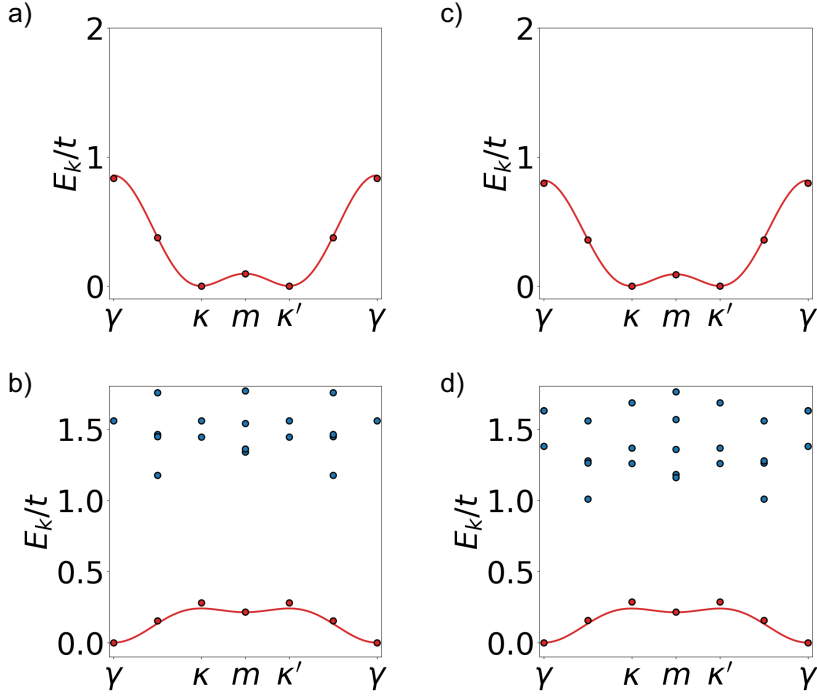


FIG. S21. Panels a)-c) and b)-d) shows the dispersion relation of charge- e and $2e$ excitations, respectively, for $V/t = 10$ and $\Delta/t = 0.5$ (left column) and $\Delta/t = 1$ (right column).

where \mathbb{P}_6 projects in the subspace with 6 n.n. occupied sites defining the lowest energy subspace for two doped charges while \mathbb{P}_{6+q} projects in the subspace with $q = 1, 2$ extra $\sum_{\langle r, r' \rangle} n_r n_{r'}$. Thanks to the three-fold rotational symmetry and the C_{2x} symmetry we compute the contribution from only one, say $r + a_5$, of the six neighbors in the set \mathcal{S} .

Several cases arise: the first one (A) involves the hopping operator $-t f_{r+a_5+u_2}^\dagger f_{r+a_5}$ which acts on the ground state $|r\rangle$ only when the configuration $f_{r+u_1}^\dagger f_{r+u_2}^\dagger \prod_{r' \in A} f_{r'}^\dagger |0\rangle$ is present, weighted by $\alpha/\sqrt{3}$. The configuration $f_{r+u_1}^\dagger f_{r+u_2}^\dagger \prod_{r' \in A} f_{r'}^\dagger |0\rangle$ also couples to an excited state involving a dipole through the action of $-t f_{r+a_5+u_1/3}^\dagger f_{r+a_5}$. Summing over these different contributions we find the energy correction

$$\delta E_{2,2A} = -6 \frac{t^2}{\Delta + 2V + 2E_b} \alpha^2. \quad (\text{D41})$$

The second case (B) consists of creating an intermediate polaron configuration which then due to the quantum dynamics introduced by $H_0 + T_0$ can either reconnect to the same site or tunnel the Cooper pair to a different site. The latter contribution gives an energy gain $-6t_b$ corresponding to the kinetic energy of a Cooper pair at $Q = \Gamma$. The energy variation reads:

$$\delta E_{2,2B} = -6t_b + \sum_{r', r'' \in \mathcal{S}} \sum_{jl=1}^3 \frac{\langle \Phi_2(r) | \mathbb{P}_6 f_{r''}^\dagger f_{r'+u_j} \mathbb{P}_7 | \Phi_{2,n1} \rangle \langle \Phi_{2,n1} | \mathbb{P}_7 f_{r'+u_l}^\dagger f_{r'} \mathbb{P}_6 | \Phi_2(r) \rangle}{E_0^{(0)} - E_{\gamma,1}^{(0)} - V}. \quad (\text{D42})$$

The resulting second-order energy correction is given by the sum $\delta E_2 = \delta E_{2,1} + \delta E_{2,2A} + \delta E_{2,2B}$.

Appendix E: Long wavelength field theories

In this section, we present analytical results obtained by employing field theoretical approaches valid in certain regions of $(\Delta/t, V/t)$.

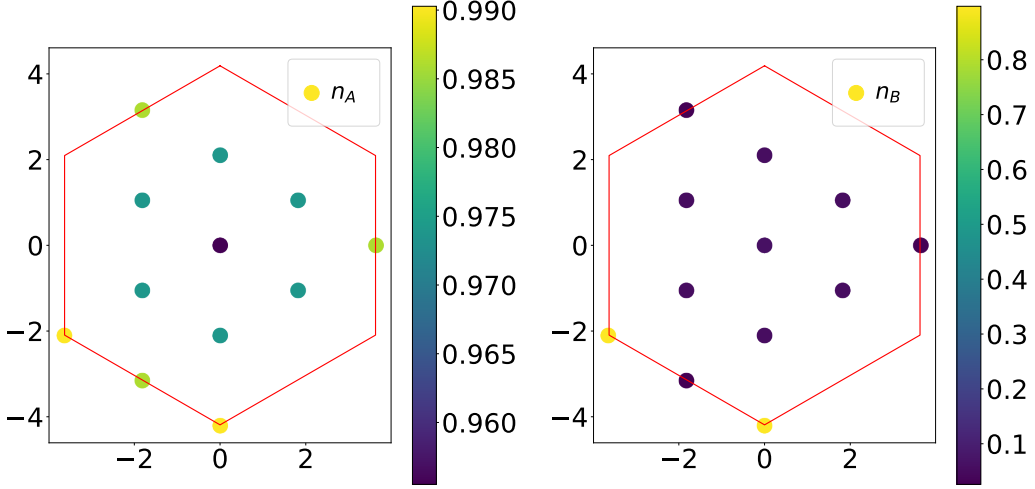


FIG. S22. The color code shows $\langle n_{kA/B} \rangle$ for $N = 14$, $V/t = 10$ and $\Delta/t = 3$. The sum over momenta gives $\sum_k \rho_{k,AA}/N_s \approx 0.978$ and $\sum_k \rho_{k,BB}/N_s \approx 0.189$.

1. Doping the charge transfer insulator $\Delta/t \gg 1$

In the long wavelength limit, doped carriers are located around K and K' (see Fig. S22) denoted as \pm and their motion is described by:

$$\mathcal{H} = \int \frac{d^2x}{\Omega} \sum_{\tau} \psi_{\tau}^{\dagger} \left(-\frac{\nabla_r^2}{2m_f} \right) \psi_{\tau} - g \psi_{+}^{\dagger} \psi_{-}^{\dagger} \psi_{-} \psi_{+}, \quad (\text{E1})$$

where ψ_{+}/ψ_{-} are Fermi fields for valley K/K' , respectively, $m_f = 2/(3t_f)$, $t_f = t^2/(\Delta + V)$ and $g > 0$ attractive for arbitrary V and Δ given in Ref. [10]. The problem of two doped carriers reduced to the solution of the Schrödinger equation for the two particle bound state:

$$|\Psi_{2e}\rangle = \int_p F(p) \psi_{p+}^{\dagger} \psi_{-p-}^{\dagger} |0\rangle, \quad (\text{E2})$$

where the two particle wavefunction $F(p) = F(-p)$ is given by:

$$F(p) = \frac{g}{E_b + \epsilon(p)}, \quad (\text{E3})$$

with $\epsilon(p) = p^2/2m$ and E_b binding energy per particle. The binding energy can be obtained as:

$$E_b = \frac{\epsilon_{\Lambda}}{e^{1/\lambda} - 1}, \quad \lambda = \frac{|g|m_f}{4\pi}. \quad (\text{E4})$$

The Cooper pair wavefunction is given by:

$$\Psi_{2e}(\Delta r) = \langle 0 | \psi_{-}(r + \Delta r) \psi_{+}(r) | \Psi_{2e} \rangle = \int_k F(k) e^{ik \cdot \Delta r}. \quad (\text{E5})$$

The resulting mean square radius reads:

$$\langle r^2 \rangle = \frac{\int_r r^2 |\Psi_{2e}(r)|^2}{\int_r |\Psi_{2e}(r)|^2} = \frac{\int_k |\nabla_k F(k)|^2}{\int_k |F(k)|^2} = \frac{1}{3m_f E_b}, \quad (\text{E6})$$

where the last relation follows from Parseval theorem. Finally, the dispersion of the Cooper pairs is obtained expanding the energy of the bound state (E2) for finite center of mass momentum and reads:

$$\frac{1}{m_b} = \frac{1}{2m_f} = \frac{3t^2}{4(\Delta + V)}, \quad (\text{E7})$$

following the same asymptotic behavior as the result obtained in the main text but critically lacking the correct prefactors.