

# Sentence-level Reward Model can Generalize Better for Aligning LLM from Human Preference

Wenjie Qiu<sup>1,2,\*</sup> Yi-Chen Li<sup>1,2,3,\*</sup> Xuqin Zhang<sup>1,2</sup> Tianyi Zhang<sup>1,2</sup> Yihang Zhang<sup>1,2</sup>  
Zongzhang Zhang<sup>1,2,†</sup> Yang Yu<sup>1,2,3</sup>

<sup>1</sup>National Key Laboratory for Novel Software Technology, Nanjing University, China

<sup>2</sup>School of Artificial Intelligence, Nanjing University, China

<sup>3</sup>Polixir Technologies, Nanjing, China

## Abstract

Learning reward models from human preference datasets and subsequently optimizing language models via reinforcement learning has emerged as a fundamental paradigm for aligning LLMs with human preferences. The performance of the reward model plays a crucial role in the effectiveness of alignment. Conventional reward models operate at a coarse-grained level, requiring the generation of a complete *response* to obtain a reward value. Such sparse reward signals can introduce substantial difficulties for reinforcement learning. While recent efforts have attempted to learn *token*-level reward models, the lack of explicit semantic information makes it difficult to model the credit of every individual token. In this paper, we introduce an intermediate-grained reward model, proposing the assignment of rewards at the *sentence* level. By segmenting the complete response into sentences and applying differential operations to reward outputs at the start and end positions of each sentence, we can effectively model the rewards of sentences. Moreover, a novel attention mechanism is introduced to aggregate the rewards of all sentences into a response-level reward, which allows it to be trained using the Bradley-Terry model. On established benchmarks, our proposed method yields a 2.7% improvement over response-level reward models on RewardBench (for reward modeling evaluation) and surpasses all baselines on AlpacaEval (for overall alignment performance).

## 1 Introduction

Reinforcement Learning from Human Feedback (RLHF) [RLHF, 34] has emerged as a pivotal technique for enhancing the generative capabilities and aligning Large Language Models (LLMs) with human preferences, thereby contributing significantly to the success of prominent LLMs like ChatGPT [33] and LLaMA [43]. The standard RLHF pipeline typically comprises two main stages: learning Reward Models (RMs) from human preference data, and fine-tuning the LLMs using Reinforcement Learning (RL) algorithms [34]. The learned RMs serve as a surrogate for human annotators, providing scalar rewards for responses generated by the LLMs. The reinforcement learning step employs algorithms such as REINFORCE [48] and PPO [38] to maximize the expected cumulative reward, thereby guiding LLMs towards generating outputs that better align with human preferences. The efficacy of the reward model profoundly impacts the overall performance of RLHF; a poorly performing reward model can severely degrade the LLM’s output quality or even lead to catastrophic model collapse [16, 44].

Significant research has focused on the development of effective reward models. Prior work has primarily employed response-level reward models, which assign a single reward score to an entire generated response [40, 34, 43]. While this approach simplifies reward model training, it introduces

\*Equal contribution

†Corresponding author

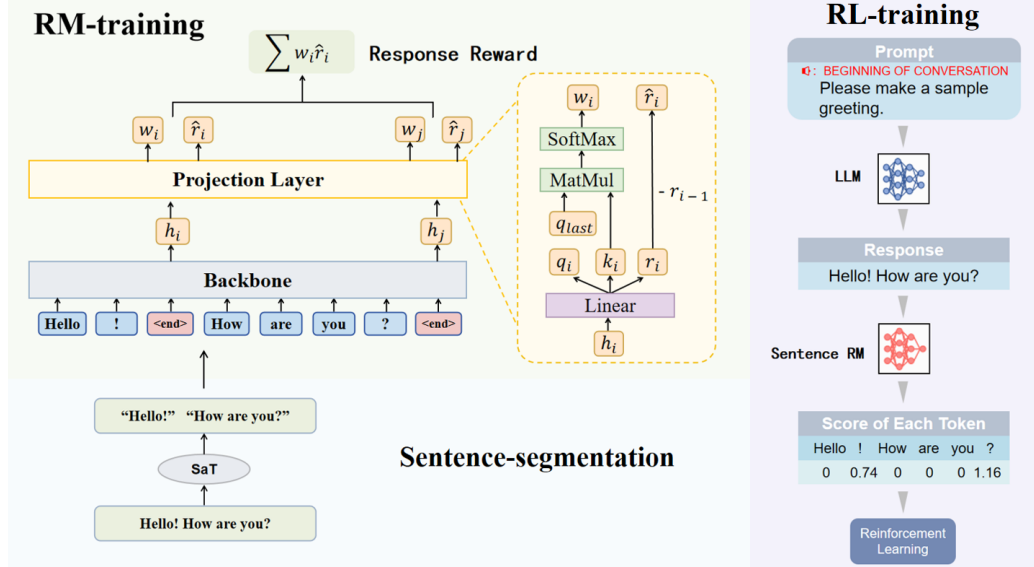


Figure 1: Framework of sentence-level reward modeling. Given an input response  $(x, a_1, \dots, a_T)$ , a segmenter first identifies sentence boundaries. The projection layer then transforms the hidden states of these sentence boundary tokens into sentence-level rewards  $\hat{r}_i$  and their corresponding weights  $w_i$ . The overall response-level reward is computed as a weighted sum of these sentence-level rewards. During RL training, the sentence-level reward model provides non-zero rewards at sentence boundaries, enabling the use of advanced reinforcement learning algorithms for LLM optimization.

a granularity mismatch during the fine-tuning of LLMs. Since LLMs generate responses token by token, the response-level reward model only provides a reward signal at the final token (e.g., EOS). This results in the challenge of sparse rewards [1, 23]. To mitigate this issue, recent efforts have explored the development of token-level reward models. However, from a linguistic perspective, assigning accurate reward scores to individual tokens is challenging as they often lack explicit semantic meaning in isolation. Even for human annotators, providing token-level preference labels is a highly challenging and often subjective task. From a training perspective, existing token-level reward modeling methods typically rely on either training a credit assignment model to propagate response-level preferences to individual tokens [6, 51, 56], or leveraging AI systems for token-level preference annotation [53, 17]. Both approaches present significant difficulties in training accurate and reliable token-level reward models.

Given these limitations, a natural question thus emerges: *Can we identify a level of granularity that carries explicit semantic information while being finer-grained than an entire response?* Consider how humans evaluate an essay: we often break it down into smaller pieces, evaluate each piece, and then aggregate these evaluations into a final score. These "pieces" frequently correspond to individual sentences or groups of sentences in practice. Inspired by this observation, we propose reward modeling at the sentence level to introduce an intermediate granularity between token and response.

Our method’s implementation builds upon previous work [13, 25] in segmenting text into semantically coherent sentences. Specifically, we first utilize a pre-trained segmentation model to divide the response into sentences. We apply differential operations to reward outputs at the start and end positions of each sentence to model the rewards of sentences. To facilitate training using readily available response-level preference labels, we employ an attention mechanism to aggregate the individual sentence rewards into a single reward score for the entire response. Finally, the sentence-level reward model is trained using the Bradley-Terry (BT) model [BT, 3] on response-level preference data. We conduct experiments to evaluate the performance of the sentence-level reward model. To evaluate the ability of the reward modeling, we test it on RewardBench [24], where the sentence-level reward model outperforms the response-level reward model by 2.7% on average. To evaluate the improvement in LLMs alignment with the sentence-level reward model, we apply two commonly used alignment algorithms: Best-of-N sampling (BoN, Stiennon et al. [40]) and RLHF. On AlpacaEval [12], our method surpasses the existing baseline approaches.

## 2 Preliminaries

**Notations** Given a prompt  $x$  (consisting of several tokens), the LLMs  $\pi_\theta(\cdot|x)$  generate a response  $y = (a_1, a_2, \dots, a_T)$ , where  $a_i$  represents a token in the vocabulary set  $\mathcal{V}$  and  $T$  represents the number of tokens. We consider language generation as a Markov Decision Process (MDP), defined by a tuple  $(S, A, \mathcal{P}, \mathcal{R}, T_{\max}, \gamma)$  [42]. The prompt  $x$  serves as the initial state  $s_0$ , and the action space  $A$  is the vocabulary set  $\mathcal{V}$ . At time step  $t$ , an action  $a_t \in A$  is generated by sampling from the policy  $\pi_\theta(\cdot|s_t)$ . The state  $s_t \in S$  is determined by the transition function  $\mathcal{P} : S \times A \rightarrow S$ , typically by appending  $a_{t-1}$  to  $s_{t-1}$ , resulting in  $s_t = (s_{t-1}, a_{t-1}) = (x, a_1, \dots, a_{t-1})$ . The reward function  $\mathcal{R} : S \times A \rightarrow \mathbb{R}$  assigns a reward value  $r(s_t, a_t)$  to each state-action pair  $(s_t, a_t)$ . The MDP terminates when  $t$  reaches  $T_{\max}$  or a special token (i.e.,  $\langle \text{EOS} \rangle$ ) is sampled.  $\gamma \in [0, 1]$  is a discount factor.

**Response-level Reward Modeling** Response-level reward modeling is a widely used approach in RLHF [40, 34, 43], where a reward value is assigned to a complete response  $(x, y)$ . Formally, for a given  $(s_t, a_t)$ , its reward is defined as:

$$r(s_t, a_t) = \begin{cases} r_\phi(x, y), & \text{if } t = T_{\max} \text{ or } a_t == \langle \text{EOS} \rangle \\ 0, & \text{otherwise} \end{cases}$$

Here  $r_\phi(x, y)$  denotes a parameterized reward model by  $\phi$ . To train it, we optimize the following BT loss:

$$\mathcal{L}(\phi) = -\mathbb{E}_{(x, y^w, y^l) \sim D_{\text{pref}}} \left[ \sigma(r_\phi(x, y^w) - r_\phi(x, y^l)) \right] \quad (1)$$

where  $\sigma(z) = 1/(1 + e^{-z})$  is the sigmoid function,  $D_{\text{pref}} = \{(x, y^w, y^l)\}$  denotes a preference dataset composed of prompt  $x$ , preferred response  $y^w$  and less preferred response  $y^l$ .

**Alignment with Reinforcement Learning** Given a learned reward model  $r_\phi(x, y)$  and a dataset  $D_{\text{prompt}} = \{x^i\}_{i=1}^M$  containing  $M$  prompts, we can employ reinforcement learning to fine-tune the LLMs  $\pi_\theta(\cdot|x)$ . Specifically, the objective can be formulated as follows:

$$\mathcal{L}(\theta) = -\mathbb{E}_{x \sim D_{\text{prompt}}, y \sim \pi_\theta(\cdot|x)} \left[ r_\phi(x, y) - \beta D_{\text{KL}}(\pi_\theta(y|x) \parallel \pi_{\text{ref}}(y|x)) \right] \quad (2)$$

where  $\pi_{\text{ref}}(\cdot|x)$  denotes the language model obtained via Supervised Fine-Tuning (SFT),  $D_{\text{KL}}$  represents the KL divergence [22], serving as a regularization term that mitigates reward hacking [16, 7] by constraining the deviation from the SFT policy. The hyperparameter  $\beta$  controls the strength of the regularization term. We can optimize the aforementioned objective by RL algorithms [38, 27, 19].

## 3 Method

In this section, we detail the framework for training and utilizing sentence-level reward models. Section 3.1 outlines the training process using preference datasets, and Section 3.2 describes how the trained model is used for LLM alignment. A workflow is illustrated in Figure 1.

### 3.1 Sentence-level Reward Training

**Segmenting Responses into Sentences** We begin by segmenting responses into sentences. Initial exploration considered rule-based methods [21, 18], which rely on fixed punctuation to mark boundaries. However, this approach faces challenges related to language specificity, requiring language identification, and difficulties with specialized content (e.g., math, code). For instance, dot characters (‘.’) may denote decimals or function calls, not just sentence endings.

Our segmentation method is based on SaT, a SOTA text segmentation model, and incorporates a rule-based segment approach for long sentences in SaT outputs. A detailed description is provided in appendix A.5. Sentences obtained from segmentation operations are appended with a special boundary token ( $\langle \text{END} \rangle$ ). Only response sequences  $(y^w, y^l)$  are segmented; the prompt ( $x$ ) is left unprocessed as it serves as an initial state in RLHF and is not directly optimized.

For a response token sequence  $(x, a_1, \dots, a_T)$ , segmentation yields a sequence of sentence chunks  $(x, c_1, \dots, c_{n_c})$ . Each chunk  $c_i = (a_{b_{c_i}}, \dots, a_{d_{c_i}})$  consists of tokens from the original response, where  $b_{c_i}$  and  $d_{c_i}$  are the start and end token indices, and  $n_c$  is the number of sentences.

**Reward Modeling at the Sentence Level** We employ  $r_\phi$  to project hidden states from the LLM backbone to a scalar reward. A naive approach to model the reward of sentence  $c_i$  would use  $r_\phi$ 's output at the sentence-ending token ( $a_{d_{c_i}}$ ). However, due to the autoregressive nature of LLMs, the hidden state at  $a_{d_{c_i}}$  represents the entire preceding subsequence  $(x, c_1, \dots, c_i)$ , not just  $c_i$ . Thus, the reward obtained is for the subsequence  $(x, c_1, \dots, c_i)$ , creating a discrepancy with our objective of scoring  $c_i$  alone ( $i \geq 1$ ). We therefore define the differential reward for  $c_i$  as:

$$\hat{r}(c_i) = r_\phi(x, c_1, \dots, c_i) - r_\phi(x, c_1, \dots, c_{i-1}). \quad (3)$$

A direct interpretation of  $c_i$ 's reward is the change in the subsequence reward caused by generating  $c_i$ . The similar approach is used in [49] to detect sentence toxicity.

**Aggregating into Response-Level Reward** To train with response-level preference labels, we need to aggregate sentence rewards into a response reward. We define the response reward as a weighted sum of sentence rewards:

$$r_\phi(x, y) = \sum_{i=1}^{n_c} w_i \hat{r}(c_i), \quad (4)$$

where  $\hat{r}(c_i)$  is given by Equation (3),  $w_i$  determines the contribution of each sentence to the overall response. When no additional task-specific information is available, equal contribution is a natural choice. This approach is adopted by Yang et al. [51] to aggregate token-level rewards into response-level rewards, and similarly employed by Gangwani et al. [15] to distribute trajectory rewards into single steps. However, in the form we have defined, assuming each sentence contributes equally (i.e.  $w_{n_c} = \dots = w_1 = w_1$ ), we have  $r_\phi(x, y) = w_1 (r_\phi(x, c_1, \dots, c_{n_c}) - r_\phi(x))$ , which degenerates into a response-level model. ( $r_\phi(x)$  will be eliminated when computing the BT loss, having no impact on training process)

Our basic motivation to design  $w_i$  is that when generating a sentence  $c_i$ , if the subsequence and the full response are semantically closer, we should assign a higher weight to the sentence  $c_i$ . To achieve this, we introduce an attention mechanism to make  $w_i$  a learnable parameter. We add two heads  $q_\phi$  and  $k_\phi$  besides  $r_\phi$  and express  $w_i$  as following:

$$w_i = \text{SoftMax}(q_{n_c}, k_i) = \frac{\exp(q_{n_c}^T k_i)}{\sum_{i=1}^{n_c} \exp(q_{n_c}^T k_i)}.$$

Here,  $\text{SoftMax}$  denotes the softmax operator,  $q_{n_c} = q_\phi(x, c_1, c_2, \dots, c_{n_c})$  represents a response-level query and  $k_i = k_\phi(x, c_1, \dots, c_i)$  represents a key for subsequence  $(x, c_1, \dots, c_i)$ . Moreover, to effectively model the positional relationships across different sentences, we integrate Rotary Positional Embeddings (RoPE, [41]) into the  $q_{n_c}$  and  $k_i$ . A detailed description of the implementation is presented in appendix A.2.

Above all, we have presented an attention-based method for aggregating sentence rewards into response rewards. Subsequently, we can use BT loss (1) to train the sentence-level reward model.

### 3.2 Reinforcement Learning with Sentence-level Reward Model

The sentence-level reward model provides greater flexibility in aligning LLMs. The response reward derived by the aggregate function makes it compatible with existing response-level alignment methods, while utilizing sentence-level rewards allows for fine-grained optimization. We propose a method based on Reinforce++ [19] for fine-grained LLM optimization.

**Assigning Rewards to Sentence Boundary Tokens** To utilize sentence-level rewards for policy optimization, we need to assign them to corresponding tokens in the LLM's output. Since LLMs do not output the special boundary token introduced in the RM training, we need an alternative method to identify sentence boundary tokens in sampled responses.

We propose a token-level matching method to address this issue. This method leverages the character offset mapping provided by a pre-trained BPE tokenizer [14, 39], which links each token to its corresponding character range in the original response string. By comparing the sentence boundary character positions (determined by the segmenter) with these token character ranges, we identify the token whose range contains or immediately follows a boundary character. This identified token is designated as the sentence boundary token for receiving the sentence-level reward during policy optimization. Further details are in appendix A.3.

**Policy Optimization with Sentence-level Reward** We follow the policy optimization objective of Reinforce++ to solve objective 2.

$$\mathcal{L}^{\text{CLIP}}(\theta) = - \mathbb{E}_{(s_t, a_t) \sim \pi_\theta} \left[ \min \left( r_t(\theta) \hat{A}(s_t, a_t), \text{clip}(r_t(\theta), 1 - \epsilon, 1 + \epsilon) \hat{A}(s_t, a_t) \right) \right]. \quad (5)$$

Indeed, this is the loss function of PPO [38].  $r_t(\theta) = \pi_\theta(a_t|s_t)/\pi_\theta^{\text{old}}(a_t|s_t)$  represents the ratio between the new policy  $\pi_\theta(a_t|s_t)$  and old policy  $\pi_\theta^{\text{old}}(a_t|s_t)$ , the clip function restricts the ratio  $r_t(\theta)$  in  $[1 - \epsilon, 1 + \epsilon]$ , and  $\hat{A}(s_t, a_t)$  denotes the advantage function, which is estimated using the following equation.

$$\hat{A}(s_t, a_t) = r(s_T, a_T) - \beta \sum_{i=t}^T \log \frac{\pi_\theta^{\text{old}}(a_i|s_i)}{\pi_{\text{ref}}(a_i|s_i)}. \quad (6)$$

Only the final token  $a_T$  receives the reward signal from the response-level reward model. We modify the estimation of the advantage function using the sentence-level reward scores.

$$\hat{A}(s_t, a_t) = \sum_{i=t}^T \mathbb{I}_{\{i=c_d\}} w_i r_\phi(s_i, a_i) - \beta \sum_{i=t}^T \log \frac{\pi_\theta^{\text{old}}(a_i|s_i)}{\pi_{\text{ref}}(a_i|s_i)}. \quad (7)$$

Here, the indicator function  $\mathbb{I}_{\{i=c_d\}}$  is used to identify if a token  $a_i$  is a sentence boundary token.

## 4 Related Work

### 4.1 Reward Learning from Human Preference

In reinforcement learning, learning reward models from human preference is a common approach to designing reward functions. Christiano et al. [8] introduce the idea of learning a step-wise reward model from trajectory-level preference labels in deep reinforcement learning, and PT [20] employs a transformer-based architecture to construct a non-Markovian reward model.

With the widespread adoption of RLHF for LLM alignment, significant research has focused on developing effective reward models for LLMs. These efforts can be broadly categorized into discriminative RMs and generative RMs [30]. Discriminative RMs are currently widely utilized in post-training stages of LLMs [50, 46], which project hidden states from backbone into reward scores with a scalar head, and are optimized through BT loss [3]. To improve the performance of discriminative RMs, some studies have aimed at enhancing the quality of preference data [9, 4] or optimizing the model structure [45, 7]. Despite the popularity of discriminative RMs, generative RMs offer an alternative by leveraging the generative capabilities of the LLMs to directly evaluate the generated responses [55, 32]. The training process of generative reward models typically aligns with language modeling, which allows it to improve the evaluation quality through prompt design and Chain-of-Thought [CoT, 47] techniques. For instance, GenRM [54] combines the sequence to be evaluated with the question "Is the answer right? (yes/no)" as a prompt, using the probability of token yes as the reward score. Our work should be categorized as a discriminative reward model.

### 4.2 Fine-grained Reward Model

We consider the granularity of reward modeling. A common approach is to assign a reward score to an entire response. This coarse-grained method simplifies the reward modeling, but as discussed in Section 1, it can lead to sparse reward challenges during RL training. To address the issue, many studies have explored assigning a reward score to a token, leading to fine-grained models. For instance, Yang et al. [51] directly sum the reward values of every token to compute the response reward and train it with the BT model. Moreover, Chan et al. [6] use the attention weights from the trained response-level reward model to distribute response-level rewards to tokens. Zhong et al. [56] and Rafailov et al. [36] train a policy model with DPO [35] to derive token-level rewards. In addition, Yoon et al. [53] and Cao et al. [5] leverage advanced AI systems to annotate token-level preferences. Zhou et al. [57] train a language model to modify sequences and construct discrete token rewards based on whether tokens are rewritten.

Our work focuses on assigning reward scores to sentences. The most related approach is the Process Reward Model (PRM, Lightman et al. [28]), which assigns rewards to steps in the problem-solving

process and is often used to enhance the reasoning capabilities of LLMs. However, constructing PRMs typically requires manual annotation [28] or tree search [46, 31] to label the correctness of each step. These approaches are both resource-intensive and challenging, especially for tasks where step correctness is ambiguous. In contrast, our work relies on the response-level preference labels.

## 5 Experiments

### 5.1 Settings

**Dataset** For reward model training, we use the binarized version<sup>3</sup> of Ultrafeedback [9], comprising 64k prompts and 128k responses with human preference labels. For the subsequent alignment experiments, we utilize the HH-Golden<sup>4</sup> dataset. This dataset is a processed version of Anthropic’s Helpful and Harmless (HH) dataset [2], comprising 42.5k high-quality prompts and corresponding responses. Specifically, following the methodology of DeepSpeed-Chat<sup>5</sup> [52], the HH-Golden dataset is split into two equally sized subsets (5:5 ratio) used for Supervised Fine-Tuning (SFT) and RLHF, respectively. In the RL phase, only the prompts from the allocated subset are used for response generation; the original responses from this subset are not utilized for training.

**Models and Training** We use sat-31 [13] as the segmenter. For reward model training, we use Llama3.1-8b [11] as the base model. For the RL experiments, we first perform SFT on Llama3.2-3b, and then used the SFT model as the initial model. In addition, to verify the scaling effect of our method, we also conduct RL experiments using an open-source SFT model Llama3.1-Tulu-3-8B-SFT. For the BoN experiments, we generate responses using Llama-3.1-8B-Instruct. The framework for reward model training is based on DeepSpeed-Chat, and the RL training framework is built on Open-RLHF<sup>6</sup>. More detailed experimental parameter configurations are provided in appendix B.1.

**Evaluation** We evaluate the performance of our reward model on RewardBench [24], a preference dataset comprising 2,985 samples. The dataset is further categorized by task: Chat, Chat-Hard, Safety, and Reasoning. Reward model performance is measured by its accuracy in predicting the ground truth chosen/rejected labels. For our sentence-level reward model, evaluation on RewardBench uses the aggregated response reward derived from the aggregation function (Equation (4)).

To evaluate the alignment performance of LLMs fine-tuned using reward models, we utilize the AlpacaEval [12] and Arena-Hard [26] benchmarks. AlpacaEval comprises 805 prompts, while Arena-Hard provides 500 challenging prompts. Responses generated by the evaluated LLMs are compared by a judge model. We use DeepSeek-V3 [29] as the judge model and report the win rate of LLMs fine-tuned against the initial SFT model. In addition, we conduct Best-of-N (BoN, [40]), a common inference-time alignment technique. BoN results are also evaluated on AlpacaEval.

**Baselines** For comparison, we employ two standard reward models as baselines: a response-level reward model [40] and a token-level reward model [51]. For brevity, we refer to the response-level and token-level reward models as **Response** and **Token**, respectively. For the RL experiments, we define two additional baselines based on different reward signal granularities:

- **Response to Sentence (Res2Sent):** This baseline adapts a trained response-level reward model to provide sentence-level signals. The reward for a sentence is computed as the difference between the response-level model’s score at the sentence end position and its score at the start position. These sentence rewards are then used for RL training following the same fine-grained approach as our method (Equation (7)).
- **Sentence to Response (Sent2Res):** This baseline uses our trained sentence-level reward model to provide a single response-level score. Specifically, the reward for a response is the aggregated score from Equation (4). This response score is then used for standard RL training, following the approach for response-level models (Equation (6)).

<sup>3</sup>[https://huggingface.co/datasets/HuggingFaceH4/ultrafeedback\\_binarized](https://huggingface.co/datasets/HuggingFaceH4/ultrafeedback_binarized)

<sup>4</sup>[https://huggingface.co/datasets/Unified-Language-Model-Alignment/Anthropic\\_HH\\_Golden](https://huggingface.co/datasets/Unified-Language-Model-Alignment/Anthropic_HH_Golden)

<sup>5</sup><https://github.com/deepspeedai/DeepSpeedExamples/tree/master/applications/DeepSpeed-Chat>

<sup>6</sup><https://github.com/OpenRLHF/OpenRLHF>

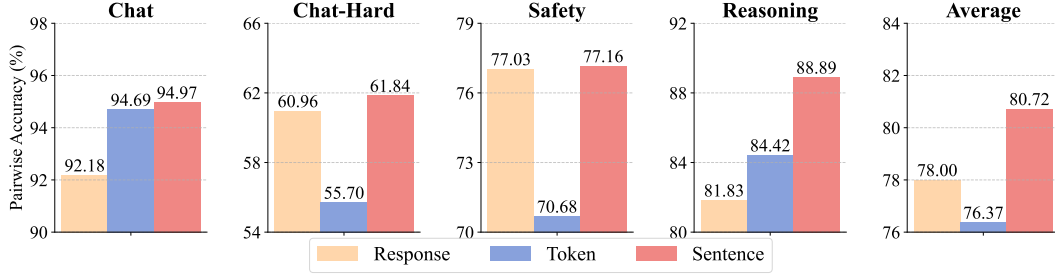


Figure 2: **The prediction accuracy of the reward models on RewardBench.** Our sentence level reward model outperforms the token-level and response-level reward models on all subtasks.

Method	Llama3.2-3B-SFT					Llama-3.1-Tulu-3-8B-SFT				
	AlpacaEval			Arena-Hard		AlpacaEval			Arena-Hard	
	LC (%)	WR (%)	Len.	WR (%)	Len.	LC (%)	WR (%)	Len.	WR (%)	Len.
Response	55.97	71.55	467	74.90	481	59.73	69.25	1587	58.70	2044
Token	55.06	70.06	2190	74.70	2016	60.88	73.60	2105	<b>63.80</b>	2278
Res2Sent	57.90	54.91	219	48.80	220	65.03	68.76	1437	61.40	1936
Sent2Res	60.32	77.27	623	74.40	583	63.41	70.87	1550	58.70	2063
<b>Sentence(ours)</b>	<b>60.32</b>	<b>78.39</b>	558	<b>76.00</b>	638	<b>71.52</b>	<b>75.65</b>	1447	63.00	2021

Table 1: The win rates(WR) and Length-Control win rates(LC) of different models compared to SFT on AlpacaEval2 and Arena-Hard benchmarks. Results demonstrate the absolute superiority of our proposed method over alternative approaches. Especially, our method achieves a favorable trade-off between generation quality and response length.

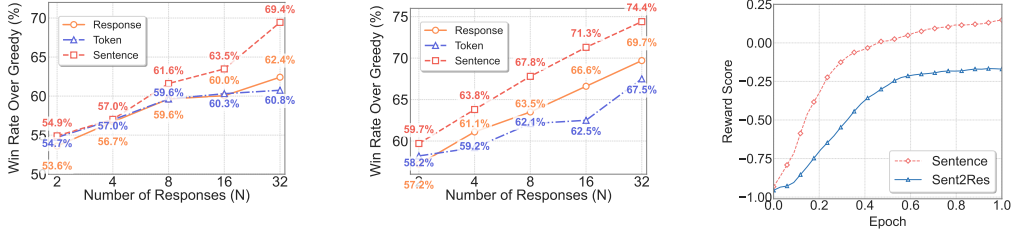
## 5.2 Main Results

Figure 2 presents the performance of our sentence-level reward model and baseline models on RewardBench. Across the four subtasks and in overall average performance, the sentence-level reward model consistently outperforms the token-level and response-level reward models. On average, our sentence-level model surpasses the second-best baseline (response-level) by 2.7%. Particularly, on the reasoning task, our sentence-level reward model significantly outperforms other reward models, leading the response-level and token-level models by 7.1% and 4.4%, respectively. Under identical conditions regarding the base model and training data, the above results demonstrate the improved generalization capability of our proposed sentence-level reward model to unseen preference datasets.

Table 1 presents the performance of LLMs fine-tuned with various reward models on AlpacaEval and Arena-Hard. All win rates are reported relative to the initial SFT model. Based on these results, the following key observations can be drawn:

- (1) **RL training can benefit from sentence-level reward signals.** For the same sentence-level reward model, training using direct sentence-level rewards yields higher performance compared to training with the aggregated response score (Sent2Res). And LLMs trained with sentence-level reward model consistently outperform those trained with the Response baseline. This indicates that incorporating sentence-level reward signals significantly enhances the effectiveness of RL training.
- (2) **The sentence-level reward model exhibits greater robustness against length bias.** Both sentence-level and token-level reward models provide fine-grained signals for RL training. However, LLMs trained with token-level reward suffer severely length hacking, generating responses significantly longer than other methods and showing a clear degradation in LC win rates. Our sentence-level reward model guides the model to improve generation quality while maintaining controlled response length.
- (3) **The response-level reward model struggles to provide accurate reward signals for sentences.** We applying similar differential operations for the response-level reward model to derive sentence-level rewards(Res2Sent). The overall performance of LLMs trained with Res2Sent lags behind those trained with the direct response reward. It’s inferred response-level reward models provide inaccurate reward signals for sentences, making it difficult for RL training to benefit from it.

Figure 3a and Figure 3b illustrate the performance of various reward models in the context of BoN alignment. We vary the value of  $N$  and report the win rate against greedy decoding. The sentence-level reward model consistently outperforms both the token-level and response-level reward models across different settings. Notably, when  $N = 32$ , our method achieves a 7% performance improvement over the baselines on AlpacaEval. These results highlight the potential of utilizing sentence-level reward models to enhance inference-time alignment strategies



(a) **BoN results on AlpacaEval.** We vary  $N$  from 2 to 32. Win rate is calculated by comparison against greedy decoding. The sentence-level reward model exhibited the best performance.

(b) **BoN results on Arena-Hard.** We vary  $N$  from 2 to 32. Win rate is calculated by comparison against greedy decoding. The sentence-level reward model exhibited the best performance.

(c) **Reward curves during RL training.** Directly using sentence-level reward signals exhibits higher training efficiency than aggregating them into response-level signals.

### 5.3 Training Efficiency Improvements

We investigate whether sentence-level reward signals improve RL training efficiency. Figure 3c presents RL training curves of Llama-3.1-Tulu3-8B-SFT comparing two approaches that utilize signals from the same sentence-level reward model: one uses the aggregated response score for coarse-grained training, and the other uses direct sentence-level rewards for fine-grained training. Performance is evaluated using the aggregated response score (Equation (4)). As depicted in Figure 3c, training with direct sentence-level rewards yields substantially higher evaluation scores within the same training duration. This indicates that fine-grained sentence-level reward signals facilitate more efficient sample utilization, leading to improved training efficiency.

### 5.4 Reward visualization

Figure 4 illustrates the reward values assigned by different reward models. Color intensity indicates reward magnitude, with darker shades representing higher values. As shown, the response-level reward model assigns a uniformly high score across the entire generated response, even for segments with relatively weak relevance to the prompt (e.g., the third sentence). In contrast, the sentence-level reward model demonstrates a more refined understanding of semantics. It can effectively assess the relevance of each sentence to the prompt, assigning higher rewards to strongly aligned content and penalizing sentences that diverge from the intended meaning. We believe this contributes to the sentence-level reward model’s greater robustness against length bias. While the token-level reward model also provides fine-grained signals, our analysis suggests these signals often lack a robust and consistent correlation with the underlying semantic meaning, potentially leading to inaccurate reward signals.

<b>Prompt:</b> I’m struggling with my college courses and considering dropping out. What should I do?	
<b>Sentence:</b>	
Identify the courses causing your trouble first . Meeting with your advisor and professors can lead to effective solutions . Still , school often feels dull and frustrating with its tedious routines .	
<b>Token:</b>	
Identify the courses causing your trouble first . Meeting with your advisor and professors can lead to effective solutions . Still , school often feels dull and frustrating with its tedious routines .	
<b>Response:</b>	
Identify the courses causing your trouble first . Meeting with your advisor and professors can lead to effective solutions . Still , school often feels dull and frustrating with its tedious routines .	

Figure 4: **Reward distribution analysis** for different models on an educational advice response. Our sentence-level model (top) selectively rewards actionable suggestions (sentences 1-2, dark shading) while penalizing unconstructive complaints (sentence 3). Token-level rewards (middle) lack clear semantic interoperability and response-level scoring (bottom) provides uniform evaluation. Color intensity corresponds to reward magnitude.



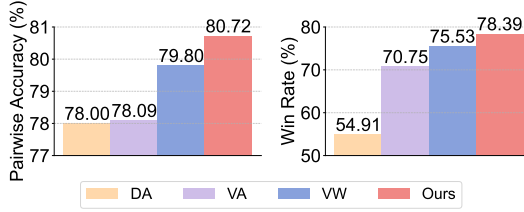


Figure 5: Comparison using different aggregation functions to train reward model. **Left:** The accuracy of trained reward models on RewardBench. **Right:** The win rate over SFT on AlpacaEval. The proposed aggregation function demonstrates the best performance.

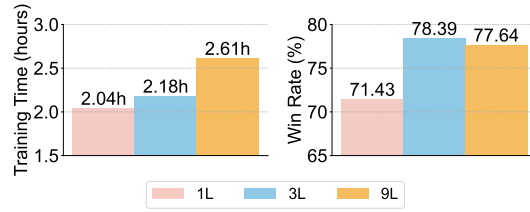


Figure 6: Comparison using different SaT models as sentence segmenter. **Left:** Training time of RLHF. **Right:** Win rates over SFT model on AlpacaEval. `sat-31` strikes a favorable trade-off between training time and overall alignment performance.

## 5.5 Ablation Studies

**The Impact of the Aggregation Functions** Our proposed method utilizes differential operations for sentence reward computation and weighted summation for response-level aggregation. To evaluate the contribution of these components, we compare our approach to variants using alternative designs for sentence reward calculation and aggregation. We explore the following combinations:

- **VW:** Using the value head’s raw output as sentence rewards and aggregating them with weighted summation.
- **VA:** Using the value head’s raw output as sentence rewards and aggregating them with average rewards of all sentences.
- **DA:** Using the differential operations to get sentence rewards and aggregating them with average rewards of all sentences.

Specific formulations for these aggregation functions are provided in appendix C.2. Performance is reported in Figure 5, measured by RewardBench accuracy and AlpacaEval win rate. As shown in Figure 5, variants without differential operations for sentence rewards (VW, VA) and without weighted summation for aggregation (VA, DA) generally perform worse. Specifically, the DA variant performs worst (both reward modeling and alignment). These results highlights the effectiveness of the proposed differential operation and weighted summation in accurately modeling sentence values and aggregating them into a meaningful response score.

**The Impact of the Segment Models** In our main experiments, we used the `sat-31` model as the sentence segmenter. To investigate the impact of using different SaT model variants, we evaluated the performance of three models: `sat-11`, `sat-31`, and `sat-91`. Win rates on AlpacaEval and corresponding RLHF training times are presented in Figure 6. Figure 6 shows that the `sat-91` model performs the worst, likely due to its limited segmentation capability. While `sat-91` achieves similar alignment performance to `sat-31`, it results in a notable 19.7% increase in training time. Considering the trade-off between alignment performance and training efficiency, ‘`sat-31`’ is selected for our main experiments.

## 6 Summary

In this study, we introduce a novel sentence-level reward model designed to provide finer-grained reward signals for RLHF. We propose a differential-based method for sentence-level reward modeling and employ an attention mechanism for aggregation, enabling training with response-level preference labels and the BT loss. Additionally, we present a fine-grained optimization framework utilizing the sentence-level reward model. Experimental results demonstrate its superior performance in both reward modeling and LLMs alignment. However, due to limited resources and time, experiments were restricted to Reinforce++[19] and 8b models. Future work will involve exploring extensions to larger base models and more diverse datasets, and integrating the sentence-level RM with additional RL algorithms.

## References

- [1] Marcin Andrychowicz, Filip Wolski, Alex Ray, Jonas Schneider, Rachel Fong, Peter Welinder, Bob McGrew, Josh Tobin, Pieter Abbeel, and Wojciech Zaremba. Hindsight experience replay. In *Advances in Neural Information Processing Systems*, pages 5048–5058, 2017.
- [2] Yuntao Bai, Andy Jones, Kamal Ndousse, Amanda Askell, Anna Chen, Nova DasSarma, Dawn Drain, Stanislav Fort, Deep Ganguli, Tom Henighan, et al. Training a helpful and harmless assistant with reinforcement learning from human feedback. *arXiv preprint arXiv:2204.05862*, 2022.
- [3] Ralph Allan Bradley and Milton E Terry. Rank analysis of incomplete block designs: I. the method of paired comparisons. *Biometrika*, 39(3/4):324–345, 1952.
- [4] Zheng Cai, Maosong Cao, Haojiong Chen, Kai Chen, Keyu Chen, Xin Chen, Xun Chen, Zehui Chen, Zhi Chen, Pei Chu, et al. InternLM2 technical report. *arXiv preprint arXiv:2403.17297*, 2024.
- [5] Meng Cao, Lei Shu, Lei Yu, Yun Zhu, Nevan Wichers, Yinxiao Liu, and Lei Meng. DRLC: Reinforcement learning with dense rewards from LLM critic. *arXiv preprint arXiv:2401.07382*, 2024.
- [6] Alex James Chan, Hao Sun, Samuel Holt, and Mihaela van der Schaar. Dense reward for free in reinforcement learning from human feedback. In *International Conference on Machine Learning*, pages 6136–6154, 2024.
- [7] Lichang Chen, Chen Zhu, Jiu-hai Chen, Davit Soselia, Tianyi Zhou, Tom Goldstein, Heng Huang, Mohammad Shoeybi, and Bryan Catanzaro. ODIN: Disentangled reward mitigates hacking in RLHF. In *International Conference on Machine Learning*, pages 7935–7952, 2024.
- [8] Paul F Christiano, Jan Leike, Tom Brown, Miljan Martic, Shane Legg, and Dario Amodei. Deep reinforcement learning from human preferences. In *Advances in Neural Information Processing Systems*, pages 4299–4307, 2017.
- [9] Ganqu Cui, Lifan Yuan, Ning Ding, Guanming Yao, Bingxiang He, Wei Zhu, Yuan Ni, Guotong Xie, Ruobing Xie, Yankai Lin, et al. UltraFeedback: Boosting language models with scaled AI feedback. In *International Conference on Machine Learning*, pages 9722–9744, 2024.
- [10] Tri Dao. FlashAttention-2: Faster attention with better parallelism and work partitioning. In *International Conference on Learning Representations*, 2024.
- [11] Abhimanyu Dubey, Abhinav Jauhri, Abhinav Pandey, Abhishek Kadian, Ahmad Al-Dahle, Aiesha Letman, Akhil Mathur, Alan Schelten, Amy Yang, Angela Fan, et al. The Llama 3 herd of models. *arXiv preprint arXiv:2407.21783*, 2024.
- [12] Yann Dubois, Balázs Galambosi, Percy Liang, and Tatsunori B Hashimoto. Length-controlled AlpacaEval: A simple way to debias automatic evaluators. *arXiv preprint arXiv:2404.04475*, 2024.
- [13] Markus Frohmann, Igor Sterner, Ivan Vulić, Benjamin Minixhofer, and Markus Schedl. Segment any text: A universal approach for robust, efficient and adaptable sentence segmentation. In *Conference on Empirical Methods in Natural Language Processing*, pages 11908–11941, 2024.
- [14] Philip Gage. A new algorithm for data compression. *The C Users Journal*, 12(2):23–38, 1994.
- [15] Tanmay Gangwani, Yuan Zhou, and Jian Peng. Learning guidance rewards with trajectory-space smoothing. In *Advances in Neural Information Processing Systems*, pages 822–832, 2020.
- [16] Leo Gao, John Schulman, and Jacob Hilton. Scaling laws for reward model overoptimization. In *International Conference on Machine Learning*, pages 10835–10866, 2023.
- [17] Geyang Guo, Ranchi Zhao, Tianyi Tang, Xin Zhao, and Ji-Rong Wen. Beyond imitation: Leveraging fine-grained quality signals for alignment. In *International Conference on Learning Representations*, 2024.

- [18] Matthew Honnibal, Ines Montani, Sofie Van Landeghem, and Adriane Boyd. spaCy: Industrial-strength natural language processing in python, 2020. URL <https://github.com/explosion/spaCy>.
- [19] Jian Hu. REINFORCE++: A simple and efficient approach for aligning large language models. *arXiv preprint arXiv:2501.03262*, 2025.
- [20] Changyeon Kim, Jongjin Park, Jinwoo Shin, Honglak Lee, Pieter Abbeel, and Kimin Lee. Preference transformer: Modeling human preferences using transformers for RL. In *International Conference on Learning Representations*, 2023.
- [21] Philipp Koehn, Hieu Hoang, Alexandra Birch, Chris Callison-Burch, Marcello Federico, Nicola Bertoldi, Brooke Cowan, Wade Shen, Christine Moran, Richard Zens, et al. Moses: Open source toolkit for statistical machine translation. In *Proceedings of the 45th Annual Meeting of the Association for Computational Linguistics Companion Volume Proceedings of the Demo and Poster Sessions*, pages 177–180, Prague, Czech Republic, 2007. Association for Computational Linguistics.
- [22] Solomon Kullback and Richard A Leibler. On information and sufficiency. *The Annals of Mathematical Statistics*, 22(1):79–86, 1951.
- [23] Pawel Ladosz, Lilian Weng, Minwoo Kim, and Hyondong Oh. Exploration in deep reinforcement learning: A survey. *Information Fusion*, 85:1–22, 2022.
- [24] Nathan Lambert, Valentina Pyatkin, Jacob Morrison, LJ Miranda, Bill Yuchen Lin, Khyathi Chandu, Nouha Dziri, Sachin Kumar, Tom Zick, Yejin Choi, et al. Rewardbench: Evaluating reward models for language modeling. *arXiv preprint arXiv:2403.13787*, 2024.
- [25] LCM, Loïc Barrault, Paul-Ambroise Duquenne, Maha Elbayad, Artyom Kozhevnikov, Belen Alastruey, Pierre Andrews, Mariano Coria, Guillaume Couairon, Marta R Costa-jussà, et al. Large concept models: Language modeling in a sentence representation space. *arXiv preprint arXiv:2412.08821*, 2024.
- [26] Tianle Li, Wei-Lin Chiang, Evan Frick, Lisa Dunlap, Tianhao Wu, Banghua Zhu, Joseph E Gonzalez, and Ion Stoica. From crowdsourced data to high-quality benchmarks: Arena-hard and benchbuilder pipeline. *arXiv preprint arXiv:2406.11939*, 2024.
- [27] Ziniu Li, Tian Xu, Yushun Zhang, Zhihang Lin, Yang Yu, Ruoyu Sun, and Zhi-Quan Luo. ReMax: A simple, effective, and efficient reinforcement learning method for aligning large language models. In *International Conference on Machine Learning*, pages 29128–29163, 2024.
- [28] Hunter Lightman, Vineet Kosaraju, Yura Burda, Harri Edwards, Bowen Baker, Teddy Lee, Jan Leike, John Schulman, Ilya Sutskever, and Karl Cobbe. Let’s verify step by step. In *International Conference on Learning Representations*, 2024.
- [29] Aixin Liu, Bei Feng, Bing Xue, Bingxuan Wang, Bochao Wu, Chengda Lu, Chenggang Zhao, Chengqi Deng, Chenyu Zhang, Chong Ruan, et al. DeepSeek-V3 technical report. *arXiv preprint arXiv:2412.19437*, 2024.
- [30] Chris Yuhao Liu, Liang Zeng, Jiakai Liu, Rui Yan, Jujie He, Chaojie Wang, Shuicheng Yan, Yang Liu, and Yahui Zhou. Skywork-reward: Bag of tricks for reward modeling in LLMs. *arXiv preprint arXiv:2410.18451*, 2024.
- [31] Liangchen Luo, Yinxiao Liu, Rosanne Liu, Samrat Phatale, Harsh Lara, Yunxuan Li, Lei Shu, Yun Zhu, Lei Meng, Jiao Sun, et al. Improve mathematical reasoning in language models by automated process supervision. *arXiv preprint arXiv:2406.06592*, 2024.
- [32] Dakota Mahan, Duy Van Phung, Rafael Rafailov, Chase Blagden, Nathan Lile, Louis Castricato, Jan-Philipp Fränken, Chelsea Finn, and Alon Albalak. Generative reward models. *arXiv preprint arXiv:2410.12832*, 2024.
- [33] OpenAI. GPT-4 technical report. *arXiv preprint arXiv:2303.08774*, 2023.

- [34] Long Ouyang, Jeffrey Wu, Xu Jiang, Diogo Almeida, Carroll Wainwright, Pamela Mishkin, Chong Zhang, Sandhini Agarwal, Katarina Slama, Alex Ray, et al. Training language models to follow instructions with human feedback. In *Advances in Neural Information Processing Systems*, pages 27730–27744, 2022.
- [35] Rafael Rafailov, Archit Sharma, Eric Mitchell, Christopher D Manning, Stefano Ermon, and Chelsea Finn. Direct preference optimization: Your language model is secretly a reward model. In *Advances in Neural Information Processing Systems*, pages 53728–53741, 2023.
- [36] Rafael Rafailov, Joey Hejna, Ryan Park, and Chelsea Finn. From  $r$  to  $Q^*$ : Your language model is secretly a Q-function. *arXiv preprint arXiv:2404.12358*, 2024.
- [37] Jie Ren, Samyam Rajbhandari, Reza Yazdani Aminabadi, Olatunji Ruwase, Shuangyan Yang, Minjia Zhang, Dong Li, and Yuxiong He. ZeRO-offload: Democratizing billion-scale model training. In *USENIX Annual Technical Conference*, pages 551–564, 2021.
- [38] John Schulman, Filip Wolski, Prafulla Dhariwal, Alec Radford, and Oleg Klimov. Proximal policy optimization algorithms. *arXiv preprint arXiv:1707.06347*, 2017.
- [39] Rico Sennrich. Neural machine translation of rare words with subword units. In *Annual Meeting of the Association for Computational Linguistics*, pages 1715–1725, 2016.
- [40] Nisan Stiennon, Long Ouyang, Jeffrey Wu, Daniel Ziegler, Ryan Lowe, Chelsea Voss, Alec Radford, Dario Amodei, and Paul F Christiano. Learning to summarize with human feedback. In *Advances in Neural Information Processing Systems*, pages 3008–3021, 2020.
- [41] Jianlin Su, Murtadha Ahmed, Yu Lu, Shengfeng Pan, Wen Bo, and Yunfeng Liu. Roformer: Enhanced transformer with rotary position embedding. *Neurocomputing*, 568:127063, 2024.
- [42] Richard S Sutton and Andrew G Barto. *Reinforcement learning: An introduction*. MIT press, 2018.
- [43] Hugo Touvron, Louis Martin, Kevin Stone, Peter Albert, Amjad Almahairi, Yasmine Babaei, Nikolay Bashlykov, Soumya Batra, Prajjwal Bhargava, Shruti Bhosale, et al. Llama 2: Open foundation and fine-tuned chat models. *arXiv preprint arXiv:2307.09288*, 2023.
- [44] Binghai Wang, Rui Zheng, Lu Chen, Yan Liu, Shihan Dou, Caishuang Huang, Wei Shen, Senjie Jin, Enyu Zhou, Chenyu Shi, et al. Secrets of RLHF in large language models part II: Reward modeling. *arXiv preprint arXiv:2401.06080*, 2024.
- [45] Haoxiang Wang, Wei Xiong, Tengyang Xie, Han Zhao, and Tong Zhang. Interpretable preferences via multi-objective reward modeling and mixture-of-experts. *arXiv preprint arXiv:2406.12845*, 2024.
- [46] Peiyi Wang, Lei Li, Zhihong Shao, Runxin Xu, Damai Dai, Yifei Li, Deli Chen, Yu Wu, and Zhifang Sui. Math-Shepherd: Verify and reinforce LLMs step-by-step without human annotations. In *Annual Meeting of the Association for Computational Linguistics*, pages 9426–9439, 2024.
- [47] Jason Wei, Xuezhi Wang, Dale Schuurmans, Maarten Bosma, Fei Xia, Ed Chi, Quoc V Le, Denny Zhou, et al. Chain-of-thought prompting elicits reasoning in large language models. In *Advances in Neural Information Processing Systems*, pages 24824–24837, 2022.
- [48] Ronald J Williams. Simple statistical gradient-following algorithms for connectionist reinforcement learning. *Machine learning*, 8:229–256, 1992.
- [49] Zeqiu Wu, Yushi Hu, Weijia Shi, Nouha Dziri, Alane Suhr, Prithviraj Ammanabrolu, Noah A Smith, Mari Ostendorf, and Hannaneh Hajishirzi. Fine-grained human feedback gives better rewards for language model training. In *Advances in Neural Information Processing Systems*, pages 59008–59033, 2023.
- [50] An Yang, Beichen Zhang, Binyuan Hui, Bofei Gao, Bowen Yu, Chengpeng Li, Dayiheng Liu, Jianhong Tu, Jingren Zhou, Junyang Lin, et al. Qwen2.5-math technical report: Toward mathematical expert model via self-improvement. *arXiv preprint arXiv:2409.12122*, 2024.

- [51] Shentao Yang, Shujian Zhang, Congying Xia, Yihao Feng, Caiming Xiong, and Mingyuan Zhou. Preference-grounded token-level guidance for language model fine-tuning. In *Advances in Neural Information Processing Systems*, pages 24466–24496, 2023.
- [52] Zhewei Yao, Reza Yazdani Aminabadi, Olatunji Ruwase, Samyam Rajbhandari, Xiaoxia Wu, Ammar Ahmad Awan, Jeff Rasley, Minjia Zhang, Conglong Li, Connor Holmes, et al. DeepSpeed-Chat: Easy, fast and affordable RLHF training of chatgpt-like models at all scales. *arXiv preprint arXiv:2308.01320*, 2023.
- [53] Eunseop Yoon, Hee Suk Yoon, SooHwan Eom, Gunsoo Han, Daniel Wontae Nam, Daejin Jo, Kyoung-Woon On, Mark Hasegawa-Johnson, Sungwoong Kim, and Chang Dong Yoo. TLCR: Token-level continuous reward for fine-grained reinforcement learning from human feedback. In *Findings of the Association for Computational Linguistics*, pages 14969–14981, 2024.
- [54] Lunjun Zhang, Arian Hosseini, Hritik Bansal, Mehran Kazemi, Aviral Kumar, and Rishabh Agarwal. Generative verifiers: Reward modeling as next-token prediction. In *The 4th Workshop on Mathematical Reasoning and AI at NeurIPS’24*, 2024.
- [55] Lianmin Zheng, Wei-Lin Chiang, Ying Sheng, Siyuan Zhuang, Zhanghao Wu, Yonghao Zhuang, Zi Lin, Zhuohan Li, Dacheng Li, Eric Xing, et al. Judging LLM-as-a-judge with MT-bench and Chatbot Arena. In *Advances in Neural Information Processing Systems*, pages 46595–46623, 2023.
- [56] Han Zhong, Guhao Feng, Wei Xiong, Xinle Cheng, Li Zhao, Di He, Jiang Bian, and Liwei Wang. DPO meets PPO: Reinforced token optimization for RLHF. *arXiv preprint arXiv:2404.18922*, 2024.
- [57] Jiayi Zhou, Jiaming Ji, Juntao Dai, and Yaodong Yang. Sequence to sequence reward modeling: Improving RLHF by language feedback. *arXiv preprint arXiv:2409.00162*, 2024.

## A Method Details

### A.1 Pseudo-code for Reward and Policy Training

The pseudo-code of sentence level RM and LLMs training is presented in algorithm 1.

---

**Algorithm 1** Reward and Policy Training

---

**Input:** Preference dataset  $D_{\text{pref}} = \{(x, y^w, y^l)\}_{i=1}^N$  for reward model training, a prompt dataset  $D_{\text{prompt}} = \{x^i\}_{i=1}^M$  for policy training, a fine-tuned SFT model, the number of iterations  $M_{\text{reward}}$  for reward model training, the number of iterations  $M_{\text{policy}}$  for policy training, KL divergence coefficient  $\beta$ .

// Training the sentence reward model

Preprocess the preference dataset  $D_{\text{pref}}$  using the SaT model by inserting the  $\langle \text{END} \rangle$  separator at the end of each segmented sentence and concatenating the sentences into complete responses. The processed dataset is denoted as  $D_{\text{END}}$ .

**for** iter  $\in \{1, \dots, M_{\text{reward}}\}$  **do**  
    Sample a mini-batch  $\mathcal{B} = \{(x^i, y^{w,i}, y^{l,i})\}_i \sim D_{\text{END}}$ .  
    Compute rewards using Equation (4).  
    Optimize the reward model using Equation (1).  
**end for**

// Training the policy with the sentence reward

**for** iter  $\in \{1, \dots, M_{\text{policy}}\}$  **do**  
    Sample a mini-batch  $\mathcal{B} = \{x^i\}_i \sim D_{\text{prompt}}$ .  
    Sample a response  $y^i \sim \pi_\theta(\cdot | x^i)$  for each  $x^i \in \mathcal{B}$ .  
    Process  $y^i$  using the SaT model to insert  $\langle \text{END} \rangle$  separators, resulting in  $y_{\text{split}}^i$ .  
    Compute sentence-level rewards  $r_\phi(x^i, y_{\text{split}}^i)$  using the reward model.  
    Map the rewards of  $y_{\text{split}}^i$  to the corresponding tokens in  $y^i$  to obtain  $\hat{r}(c_i)$  as described in A.3.  
    Optimize the policy model using the sentence-level rewards  $\hat{r}(c_i)$  with Equation (5).  
**end for**

---

### A.2 ROPE for Attention-based Aggregate Function

To effectively model the positional relationships across different sentences, we integrate Rotary Positional Embeddings (RoPE, [41]) into the  $q_{n_c}$  and  $k_i$ . We provide a detailed explanation of the integration method of RoPE. As one of the most widely adopted positional encoding methods in LLMs, RoPE is implemented by applying a position-dependent rotation matrix to the query ( $q$ ) and key ( $k$ ) vectors within the attention block. This rotation matrix encodes the positional information directly into the representations. If a token  $x_i$  is located at position  $i$  in the sequence, and its corresponding query  $q_i$  and key  $k_i$  have a dimensionality of  $d$ , then the rotation matrix  $W_i^R$  to be applied is defined as follows:

$$W_i^R = \begin{pmatrix} \cos i\theta_0 & -\sin i\theta_0 & 0 & 0 & \cdots & 0 & 0 \\ \sin i\theta_0 & \cos i\theta_0 & 0 & 0 & \cdots & 0 & 0 \\ 0 & 0 & \cos i\theta_1 & -\sin i\theta_1 & \cdots & 0 & 0 \\ 0 & 0 & \sin i\theta_1 & \cos i\theta_1 & \cdots & 0 & 0 \\ \vdots & \vdots & \vdots & \vdots & \ddots & \vdots & \vdots \\ 0 & 0 & 0 & 0 & \cdots & \cos i\theta_{d/2-1} & -\sin i\theta_{d/2-1} \\ 0 & 0 & 0 & 0 & \cdots & \sin i\theta_{d/2-1} & \cos i\theta_{d/2-1} \end{pmatrix}$$

Here  $\theta_t = 1000^{-\frac{2(t-1)}{d}}$ ,  $t = 1, 2, \dots, d/2$ . The rotated  $q_i^R = W_i^R q_i$  and  $k_i^R = W_i^R k_i$  are then used to compute the dot product, yielding the corresponding attention weights. In our sentence-level reward model, two types of positional information are present: (1) the position of a sentence within the overall response, and (2) the position of sentence-boundary tokens within the input sequence. We apply the RoPE operation based on the sentence-level positional information.

### A.3 Assigning Rewards to Sentence Boundary Tokens

Our sentence-level reward model operates on responses processed by the SaT model, which segments the text into sentences. After obtaining the segmentation results from SaT, we manually insert special `<END>` tokens to mark the boundaries between sentences. However, since the `<END>` tokens are not part of the policy’s original output and are irrelevant to the optimization process, we need to identify the token positions immediately preceding each `<END>` token. These positions serve as the anchor points for reward assignments.

A straightforward approach is to segment the response and tokenize each sentence separately, allowing us to identify the last token as the sentence boundary. We then concatenate the tokenized sequences of all sentences as the final tokenization result for the entire response. However, we observe that under BPE-style tokenizer [14, 39], this approach leads to mismatches—specifically, the concatenation of individually tokenized sentences does not always match the result of tokenizing the entire sequence directly. A key challenge arises from the tokenizer’s behavior of merging multiple characters into a single token. For example, multiple consecutive spaces may be encoded as a single token.

To address this, we leverage the tokenizer’s `offset_mapping` feature, which maps each token back to its character-level position in the original text. We hope to construct a binary mask that aligns with the policy’s token sequence. In this mask, 1 indicates a boundary position where rewards are assigned, while 0 indicates non-boundary positions with a zero reward.

The implementation involves the following two main steps:

1. **Tokenization and Boundary Identification:** The policy’s original response (`src_text`) is tokenized using the tokenizer, with `offset_mapping` enabled to track character-level positions. Simultaneously, the response with manually inserted `<END>` tokens (`split_text`) is split by the `<END>` token to identify clause boundaries at the character level.
2. **Mask Generation:** Using the `offset_mapping`, we map the character-level boundary positions to their corresponding token indices in the policy’s token sequence. A binary mask is then created, where 1 is assigned to tokens immediately preceding the identified boundaries, and 0 is assigned to all other tokens.

This approach ensures that the reward computation is accurately aligned with the sentence boundaries, even when the tokenizer merges multiple characters into a single token.

### A.4 Reward Model Training without Introducing the Special Token

We introduce a special token to mark the end of a sentence, and the sentence-level reward model outputs the sentence’s reward value at the special token’s position. In fact, by using the method mentioned in appendix A.3, we can directly identify the sentence boundary token’s position without introducing the special token. We train the sentence-level reward model with this approach, then we follow the same RL experiment configurations as Section 5 to evaluate the performance. We report the win rate of the sentence-level reward model(without special token) compared to baselines and our method (with special token) in Table 2. It was observed that, compared to the response-level and token-level reward model, it achieves a higher win rate against SFT model, indicating that sentence-level modeling can offer a performance over the response-level reward modeling. However, when compared to the model with the special token (`<END>`), its win rate show a slight drop, suggesting that the approach with the special token leads to better sentence-level reward model training.

Additionally, we explore the impact of different aggregation functions on the performance of the reward model. We train the reward model using the aggregation functions described in Section 5.5, with the key distinction that the `<END>` token is excluded in this experiment using the method mentioned in appendix A.3. Notably, since using the aggregation function **DA** during training causes it to degrade into a response-level reward model, we don’t conduct experiments for this case. The trained reward models are then utilized for reinforcement learning. We evaluate the results on the AlpacaEval benchmark, computing the win rates by comparison with the Response. The detailed results are presented in Table 3. The results reveals that the our proposed aggregation function (without `<END>`) achieves the best overall performance in terms of both win rate (WR) and length control win rate (LC).





## B Experiments Configurations

### B.1 Parameter Configurations

Our reward model training pipeline is initialized with the Llama3.1-8B model [11] as its foundation. The process commences with supervised fine-tuning (SFT) on the UltraFeedback dataset to tailor the base model for our specific task requirements. Following the SFT phase, we proceed with reward model training, using the fine-tuned SFT model as the starting point. The comprehensive hyperparameter configurations for both the SFT and reward model training stages are systematically presented in Table 4.

Table 4: The hyperparameter settings of SFT and reward model training.

Hyperparameter	Value
Global Train Batch Size	256
Micro Train Batch Size	4
Train Epochs	1
Max Total Length	1024
DeepSpeed ZeRO stage	3
Optimizer	Adam
Learning Rate	3e-6
Weight decay	0.2
Scheduler Type	cosine
Gradient clipping norm	1.0
Dimension of $q$	256
Dimension of $k$	256
Offload	True

Table 5: The hyperparameter settings of Reinforce++ in RL training.

Hyperparameter	Value
Global Train Batch Size	128
Micro Train Batch Size	8
Global Rollout Batch Size	1024
Micro Rollout Batch Size	16
Train Epochs	1
Max total length	1024
Max prompt length	512
Max generation length	512
DeepSpeed ZeRO stage	2
Actor learning rate	5e-7
Optimizer	Adam
Gradient clipping norm	1.0
KL coefficient	0.01

For experiments about reward model training, they are conducted on a server outfitted with AMD-EPYC9374F-32-Core Processor, 8 GeForce RTX 4090 GPUs, running Pop OS 22.04 LTS. For experiments about RL training, they are conducted on a server outfitted with 13th GenIntel(R)Core(TM)i9-13900K CPU, 4 NVIDIA A100 GPUs, running Ubuntu 22.04.

### B.2 BoN

We implement Best-of-N (BoN) sampling to evaluate the performance of our reward models in inference-time alignment. Using the Llama-3.1-8B-Instruct model on the AlpacaEval benchmark [12], we generate response candidates with stochastic sampling parameters: temperature ( $\tau = 0.6$ ), top-k filtering (top-k = 50), and nucleus sampling (top-p = 0.9). For each prompt, we collect 32 independent responses. To analyze performance progression, we hierarchically select the best response by applying our trained reward model to subsets of  $N \in \{2, 4, 8, 16, 32\}$  candidates, retaining the highest-scoring candidate for each  $N$  configuration.

The selected responses are compared against baseline generations from the same model using greedy decoding ( $\tau = 0$ , do\_sample = False).

### B.3 Prompt for DeepSeek-V3 as Judge Model

We adopt the DeepSeek-V3 as our automated judge model. The evaluation prompt is shown as below.

#### Prompt used in AlpacaEval

```
<|im_start|>system
You are a helpful assistant, that ranks models by the quality of their
answers.
<|im_end|>

<|im_start|>user
```

```

I want you to create a leaderboard of different of large-language models. To
do so,
I will give you the instructions (prompts) given to the models, and the
responses of
two models. Please rank the models based on which responses would be
preferred by
humans. All inputs and outputs should be python dictionaries.

Here is the prompt:
{
  "instruction": ""{instruction}""",
}

Here are the outputs of the models:
[
  {
    "model": "model_1",
    "answer": ""{output_1}""
  },
  {
    "model": "model_2",
    "answer": ""{output_2}""
  }
]

Now please rank the models by the quality of their answers, so that the model
with
rank 1 has the best output. Then return a list of the model names and ranks,
i.e.,
produce the following output:
[
  {'model': <model-name>, 'rank': <model-rank>},
  {'model': <model-name>, 'rank': <model-rank>}
]

Your response must be a valid Python dictionary and should contain nothing
else
because we will directly execute it in Python. Please provide the ranking
that the
majority of humans would give.
<|im_end|>

```

## B.4 RL Training

In our reinforcement learning (RL) experiments, we maintain reproducibility by fixing the random seed to 1234 across all trials. The comprehensive hyperparameter configurations for RL training are systematically detailed in Table 5.

We employ the AdamW optimizer with  $\beta_1 = 0.9$  and  $\beta_2 = 0.95$ , augmented by three advanced memory optimization techniques: (1) ZeRO-2 stage optimization [37] for distributed parameter management, (2) flash attention mechanisms [10] for efficient attention computation, and (3) gradient checkpointing with CPU offloading to maximize GPU memory utilization.

The RL training protocol is configured with a fixed learning rate of  $5 \times 10^{-7}$ , micro batch sizes of 8 (training) and 16 (rollout), global batch sizes of 128 (training) and 1024 (rollout), and a uniform KL divergence penalty coefficient of 0.01 across all reward models.

For evaluation on the AlpacaEval benchmark [12], we use generation parameters including a temperature of 1.0, top-p sampling of 1.0, disabled top-k sampling, and a maximum of 512 new tokens.

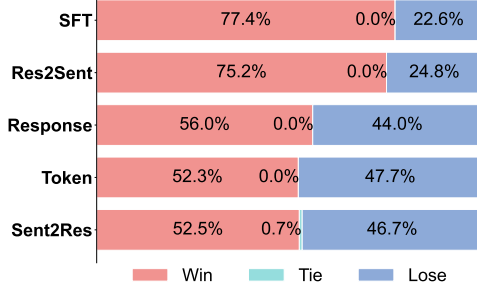


Figure 8: Win rate of our method against other baseline methods on AlpacaEval annotated by GPT-4o.

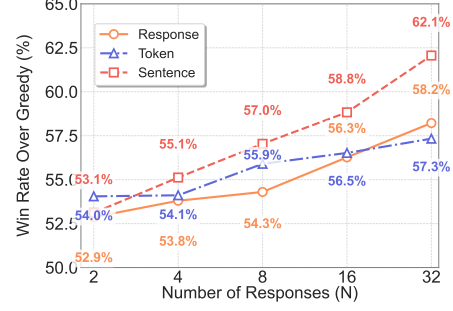


Figure 9: Win rate of BoN alignment with reward models over greedy decoding on AlpacaEval annotated by GPT-4o.

## C More Experiment Results

Method	Chat	Chat-Hard	Safety	Reasoning	Average
DA	92.18	60.96	77.03	81.83	78.00
VA	93.02	61.40	75.00	82.95	78.09
VW	94.69	59.43	<b>81.49</b>	83.58	79.80
<b>ours</b>	<b>94.97</b>	<b>61.84</b>	77.16	<b>88.89</b>	<b>80.72</b>

Table 6: Pairwise Accuracy (%) on RewardBench for Reward Models Trained with Different Aggregation Functions.

Method	AlpacaEval		
	LC (%)	WR (%)	Len.
DA	57.90	54.91	219
VA	59.53	70.75	388
VW	59.33	75.53	501
<b>Ours</b>	<b>60.32</b>	<b>78.39</b>	558

Table 7: Comparison of aggregation methods on AlpacaEval with the Llama-3.2-3B-SFT model.

### C.1 Using GPT-4o as the Judge Model

In our Best-of-N (BoN) and reinforcement learning (RL) experiments, we evaluate model performance using DeepSeek-V3 as the primary judge model. This selection is based on its superior human agreement score (69.60% vs. 69.17% for GPT-4o), lower variance in judgments (12.50 vs. 14.62), and reduce tendency to favor longer responses (0.65 vs. 0.68). To further validate the robustness of our findings, we employ GPT-4o as an additional judge model, providing an independent assessment of the win rate. These complementary results are presented in Figure 8 and Figure 9. We find that our method outperforms the baselines, which is consistent with the results obtained using DeepSeek-V3 as the judge model.

### C.2 The Impact of Aggregation Functions

The aggregation function employed in our method introduces an inductive bias into the training process, which has a significant impact on the overall performance. In Section 5.5, we investigate the impact of aggregation functions on performance. The specific forms of the aggregation functions are listed below.

- **VW** :  $r_\phi(x, y) = \sum_{i=1}^{n_c} w_i r_\phi(x, c_1, \dots, c_i)$ .
- **VA** :  $r_\phi(x, y) = \frac{1}{n_c} \sum_{i=1}^{n_c} r_\phi(x, c_1, \dots, c_i)$ .
- **DA** :  $r_\phi(x, y) = \frac{1}{n_c} \sum_{i=1}^{n_c} (r_\phi(x, c_1, \dots, c_i) - r_\phi(x, c_1, \dots, c_{i-1}))$ .

Table 6 reports the results on RewardBench and Table 7 reports the detailed win rates of different aggregation functions against SFT on the AlpacaEval for Llama-3.2-3B-SFT. It’s observed our proposed aggregation functions have a better performance on RewardBench and AlpcaEval.

SaT Model	AlpacaEval			Arena-Hard	
	LC (%)	WR (%)	Len.	WR (%)	Len.
sat-1l	<b>65.86</b>	71.43	314	70.90	371
sat-9l	61.79	77.64	554	<b>77.00</b>	525
sat-3l	58.77	<b>78.39</b>	623	76.20	638

Table 8: The win rates(WR) and Length-Control win rates(LC) of models trained with different segment models on AlpacaEval2 and Arena-Hard benchmarks.

### C.3 The Impact of Segment Models

In Table 8, we show the results using three different SaT models for segmentation. While sat-9l exhibits the best overall performance, it significantly increases the RL training time. sat-3l, in contrast, provides a better trade-off between performance and training time.

## D Examples of Generated Response

In this section, we study cases selected from AlpacaEval, from which we observe distinct behavioral patterns across reward modeling approaches. The sentence-level reward model yields responses that strike a balance between depth and conciseness: compared to response-level optimization (which produces overly generic outputs), it incorporates richer contextual details, while avoiding the verbosity and factual inconsistencies prevalent in token-level optimization. In Figure 10 and Figure 11, we present specific examples that illustrate these differences, highlighting the superiority of the sentence-level reward model in enhancing the final policy’s training performance.

---

---

**Instruction: Are there any weird Christmas traditions?**

---

---

**Response:** There are indeed many unique Christmas traditions in various regions across the world. Some might be more well-known, like the German tradition of leaving out nuts and hay for mice, (**incorrect, not a known Christmas tradition**) while others might be less common, like the Scottish custom of singing carols while carrying a broom! While these customs are interesting, it's important to remember that all traditions should foster a spirit of warmth, unity, and goodwill.

**Token:** Yes, many cultures have their unique traditions associated with Christmas, some of these traditions may sound somewhat odd to us, such as the Christmas stocking exchange originated in England, which involves adults filling up their own stockings at the Christmas celebration. (**incorrect, stockings are typically filled for children, not adults**) While these traditions may not be everyone's personal favorites, they certainly add a layer of cultural diversity and charm to the festive season. Remember, traditions aren't about the materialism of gifts or decorations, but about passing down values, emotions, and memories that hold sentimental significance to the people involved. Some traditions, while not quite as well-known, are quite interesting, including the tradition of leaving cookies for jolly old Saint Nicholas in the hope of receiving gifts in return, or putting up the Christmas tree after Saint Nicholas Day on December 6th! These traditions showcase the rich human experiences and perspectives around Christmas celebrations worldwide. So while some traditions might appear a bit unusual to us, they're also valuable in contributing to the diverse tapestry of holiday festivities around the world. Next time around, why not explore more about these unexpected yet meaningful holiday customs, they might surprise and delight you. For more insight, a recommended book to explore is "Christmas Around the World" by Martha Day Zschock, which showcases the multifaceted traditions of various regions and cultures.

**Sentence:** Yes, many cultures have their unique traditions associated with Christmas, some of these traditions may sound somewhat odd to us, such as the Christmas stocking exchange originated in England, which involves adults filling up their own stockings at the Christmas celebration. There are also numerous traditions associated with Christmas tree decorating which can vary from place to place. For instance, Germany has a distinct tradition of hanging wreaths adorned with candles called Licherketten on their Christmas trees, (**accurate and specific example**) while in Scandinavia, they typically wear masks during their Christmas parties. In Ireland, it's common to serve mulled wine, (**culturally accurate detail**) while in Portugal, the use of a nativity scene called a presépe is widespread. Different versions of The Twelve Days of Christmas are also very famous traditions in some places. These are just some examples of unique and distinctive Christmas traditions across geographical locations around the world. Remember, it's all about celebrating the spirit of Christmas with love and unity. How about starting an engaging conversation about these traditions with a family member, a friend, or a colleague today? (**engaging and informative conclusion**)

---

Figure 10: Comparison of responses to a question about unusual Christmas traditions. In the examples, correct and accurate information is explained in dark green, while incorrect or misleading details are marked in red. **Sentence** provides a detailed, accurate, and engaging overview of unique traditions across cultures, such as Germany's Licherketten and Ireland's mulled wine, demonstrating its superiority. In contrast, **Response** incorrectly describes a German tradition of leaving nuts and hay for mice, and **Token** inaccurately states that adults fill their own stockings in England. **Sentence's** response is both informative and culturally precise, making it the most reliable and comprehensive answer.

---

**Instruction:** Write a C++ function that takes a reference to a `std::string` containing markdown formatted text and returns a `std::string` containing html formatted text.

---

**Response:** Here's some sample code that accomplishes what you're asking for:

```
std::string escapeMarkdown(const std::string& markdown_code) {
    return std::string(markdown_code.begin(), markdown_code.end());
}
```

(Fails to convert Markdown to HTML)

```
int main() {
    std::string markdown_body = "# Welcome To My Website\n\nThis website was "
                                "created as a part of a course. It mainly "
                                "features content related to my course projects "
                                "and technical skills acquired during the course. "
                                "Let's dive in!";
    std::string html_rendered_body = escapeMarkdown(markdown_body);
    return 0;
}
```

**Token:** Here's a possible implementation of a function that takes a markdown formatted string as input and returns its html counterpart:

```
#include <iostream>
#include <string>
#include <cstring>
#include <cctype>

std::string markdown2html(const std::string& md) {
    std::ostringstream oss;

    // Replace asterisks with actual bold text
    std::string re = "[b][u]([0-9a-z]*)[/u][b]";
    std::string final_re = ".*?";
    oss << "<b><u>";
    while (md.substr(0).find_first_of(" *", final_re, re) != std::string::npos)
    {
        int idx = md.find_first_of(" *", final_re, re);
        const std::string chunk = md.substr(0, idx);
        const std::string newChunk = chunk.replace(chunk.begin(), chunk.end(), "<b><u>");
        md = md.substr(idx + 1); // Remove the original character(s) from the md string
        oss << newChunk << " ";
    }
    // Replace underscores with actual italicized text
    oss << "<sub>[i]";
    re = "[i]";
    final_re = ".*?";
    oss << "<u>*([0-9a-z]*)*</u>";
    oss << "</sub>";
    while (md.substr(0).find_first_of(" *", final_re, re) != std::string::npos)
    {
        int idx = md.find_first_of(" *", final_re, re);
        const std::string chunk = md.substr(0, idx);
        const std::string newChunk = chunk.replace(chunk.begin(), chunk.end(), "<b><u>");
        md = md.substr(idx + 1); // Remove the original character(s) from the md string
        oss << newChunk << " ";
    }
    return oss.str();
}
```

(Incorrect implementation and overly complex)

**Sentence:** Sure, here is an example of how we can create a generic function that converts Markdown to HTML:

```
std::string convert_md_to_html(const std::string& input_text) {
    std::stringstream html_stream;
    html_stream << "<p>" << input_text << "</p>";
    return html_stream.str();
}
```

(A concise and simple implementation)

---

Figure 11: Comparison of responses to a C++ Markdown-to-HTML conversion task. **Sentence** provides a concise and functional solution, correctly wrapping the input text in HTML paragraph tags, demonstrating clarity and simplicity. In contrast, **Response** fails to convert Markdown to HTML, merely escaping the input, while **Token** presents an overly complex and incorrect implementation, with excessive and non-functional code.