

TRACT: Regression-Aware Fine-tuning Meets Chain-of-Thought Reasoning for LLM-as-a-Judge

Cheng-Han Chiang
National Taiwan University
Taiwan
dcml0714@gmail.com

Hung-yi Lee
National Taiwan University
Taiwan
hungyilee@ntu.edu.tw

Michal Lukasik
Google Research
New York
mlukasik@google.com

Abstract

The *LLM-as-a-judge* paradigm uses large language models (LLMs) for automated text evaluation, where a numerical assessment is assigned by an LLM to the input text following scoring rubrics. Existing methods for LLM-as-a-judge use cross-entropy (CE) loss for fine-tuning, which neglects the numeric nature of score prediction. Recent work addresses numerical prediction limitations of LLM fine-tuning through regression-aware fine-tuning, which, however, does not consider chain-of-thought (CoT) reasoning for score prediction. In this paper, we introduce *TRACT* (*Two-stage Regression-Aware fine-tuning with CoT*), a method combining CoT reasoning with regression-aware training. TRACT consists of two stages: first, seed LLM is fine-tuned to generate CoTs, which serve as supervision for the second stage fine-tuning. The training objective of TRACT combines the CE loss for learning the CoT reasoning capabilities, and the regression-aware loss for the score prediction. Experiments across four LLM-as-a-judge datasets and two LLMs show that TRACT significantly outperforms existing methods. Extensive ablation studies validate the importance of each component in TRACT.¹

1 Introduction

Large Language Models (LLMs) have been applied to evaluate written texts based on the evaluation criteria specified in the input, outputting a score indicating the assessed quality (Chiang and Lee, 2023a). This *LLM-as-a-judge* paradigm has become the standard way to evaluate LLMs (Zheng et al., 2023; Dubois et al., 2024; Abdin et al., 2024; Lambert et al., 2025), and has applications across diverse scenarios (Yuan et al., 2024; Chiang et al., 2024). To induce the fine-grained assessment ability of LLMs, LLM-as-a-judge is typically trained

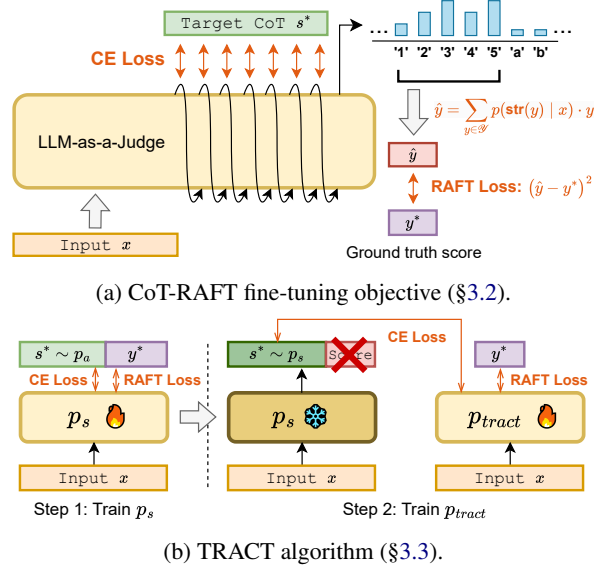


Figure 1: TRACT method overview. (a) Illustration of the *CoT-RAFT fine-tuning objective* (Eq. 4), used in both stages of TRACT. (b) Two fine-tuning stages of TRACT (also see Algorithm 1). *Stage 1*: model p_s is trained over the ground truth scores and the annotation CoTs (generated by the annotation model p_a). *Stage 2*: CoT supervision is sampled from p_s (frozen at this stage) and used to fine-tune the final model p_{tract} .

with cross-entropy (CE) loss to predict chain-of-thought (CoT) reasoning about the evaluation followed by a score (Kim et al., 2024a,b; Li et al., 2024).

Although fine-tuning LLM as a judge with CE loss is a well-established practice (Kim et al., 2024a,b), it has intuitive limitations when applied to predicting numerical targets. For example, given a ground truth score '1', placing high probability on the token '5' is penalized the same as placing high probability on the token '2', despite the fact that they induce very different errors in terms of numerical metrics such as squared error. To mitigate this, Lukasik et al. (2025) recently proposed regression-aware fine-tuning (RAFT; see §2.3), a method us-

¹All code and models can be found at <https://github.com/d223302/TRACT>.

ing squared error loss in fine-tuning LLMs.

RAFT has shown promising results on regression tasks; however, it does not incorporate CoT reasoning (Wei et al., 2022; Kojima et al., 2022). Chiang and Lee (2023b) show that not using CoT can harm the performance of LLM-as-a-judge. This prompts us to ask: *Can CoT reasoning be effectively integrated into regression-aware fine-tuning?*

In this paper, we find a positive answer to the above research question, and as a result introduce **Two-stage Regression-Aware** fine-tuning with **CoT** reasoning (**TRACT**), a method that combines the benefits of CoT reasoning with RAFT for improved numerical prediction abilities. TRACT’s fine-tuning objective (which we refer to as CoT-RAFT) is the sum of CE loss over the CoT supervision, and the RAFT loss over the ground truth scores (see Figure 1a). The key aspect of TRACT for achieving strong results is aligning the CoT supervision with the model’s CoT distribution, thus leading to two-stage fine-tuning algorithm, where both stages rely on the CoT-RAFT fine-tuning objective (see Figure 1b). In *stage 1*, TRACT fine-tunes seed LLM over both the CoT supervision and the ground truth scores in the original training data. In *stage 2*, TRACT fine-tunes seed LLM from the CoTs generated by the model trained in stage 1. We summarize TRACT in Algorithm 1 and contrast its formulation against baselines in Table 1.

We conduct experiments on four datasets and two LLMs and show that TRACT consistently outperforms baselines by a large margin, including Prometheus-2-7B (Kim et al., 2024b), which is the best model of equal size from prior works. Our contributions are as follows:

- (i) We propose TRACT, a fine-tuning method that combines CoT reasoning with regression-aware loss to improve the numerical scoring ability of LLMs (§3).
- (ii) We show that TRACT yields significant performance improvements over existing baselines for LLM-as-a-judge. We validate the importance of each component in TRACT with extensive ablations (§5, §6).
- (iii) We release our models. Our best model surpasses the prior state-of-the-art model of comparable size by 0.05 in Pearson’s correlation when the inference-time compute is limited.

2 Background

We first introduce the notation and next review previous works on regression-aware numerical output prediction with autoregressive models.

2.1 Notation

Let \mathcal{V} denote a finite vocabulary of *tokens*, $\mathcal{X} \subseteq \mathcal{V}^*$ be a set of *inputs* comprising strings of tokens, $\mathcal{S} \subseteq \mathcal{V}^*$ the set of CoT reasonings, and $\mathcal{Y} \subset \mathbb{R}$ be a set of numerical *targets*. We assume that each $y \in \mathcal{Y}$ has a unique string representation $\text{str}(y) \in \mathcal{V}^*$. Let \mathbb{P} denote a ground-truth distribution over $\mathcal{X} \times \mathcal{S} \times \mathcal{Y}$, with the decomposition $\mathbb{P}(x, s, y) = \mathbb{P}(x) \cdot \mathbb{P}(s | x) \cdot \mathbb{P}(y | [x, s])$, where $[x, s]$ denotes a string concatenation of x and s . Denote the training data by $D_{\text{train}} \in (\mathcal{X} \times \mathcal{Y})^N$, and each element in D_{train} is composed of (x, y^*) . Denote the training data augmented with CoT by $D_{\text{train}}^{\text{CoT}} \in (\mathcal{X} \times \mathcal{S} \times \mathcal{Y})^N$, and each element in $D_{\text{train}}^{\text{CoT}}$ is composed of (x, s^*, y^*) , where s^* can come from the human or LLM annotation.

In this paper, we focus on LLM-as-a-judge application; in this case, the input $x \in \mathcal{X}$ consists of the instructions for LLM as a judge, the scoring rubrics and a sample to be evaluated. The CoT reasoning s contains an analysis of the sample in the inputs, and the target space is $\mathcal{Y} = \{1, 2, 3, 4, 5\}$. An example input-output pair is shown in Table 4 in the Appendix.

We denote an LLM by the probability distribution that it models given the input, that is, $p(\cdot | x)$. We use subscripts to denote specific LLM variants: p_0 represents the seed LLM before fine-tuning, and p_a represents the LLM annotator used to generate the CoTs in $D_{\text{train}}^{\text{CoT}}$.

In the following sections, we describe different methods for training and inference of predictor \hat{y} .

2.2 Standard Fine-tuning and Decoding with No CoT

Fine-tuning without CoT seeks to adapt a seed LLM $p_0(\cdot | x)$ to the target distribution \mathbb{P} by minimizing a suitable *loss function* $\ell: \mathcal{Y} \times \Delta_{\mathcal{V}^*} \rightarrow \mathbb{R}$, where $\Delta_{\mathcal{V}^*}$ denotes the set of distributions over a set \mathcal{V}^* . A standard choice of ℓ is the cross-entropy loss: $\ell_{\text{CE}}(y^*, p) = -\log p(\text{str}(y^*) | x)$, where $\text{str}(\cdot)$ converts a numerical target y^* to its string representation. Inference is typically conducted by *standard (autoregressive) decoding*, approximately seeking the mode of the distribution $p(\cdot | x)$, i.e., $\hat{y}_{\text{mode}}(x) := \arg \max_{y \in \mathcal{Y}} p(y | x)$.

Category	Approach	Predictor function $\hat{y}(x)$	Fine-tuning loss	Sec
Baselines	Standard fine-tuning and decoding w/o CoT	$\arg \max_{y \in \mathcal{Y}} p(y x)$	$-\log p(y^* x)$	§2.2
	RAIL zero-shot (Lukasik et al., 2024)	$\sum_{y' \in \mathcal{Y}} y' \cdot p(y' x)$	N/A	§2.3
	RAFT (Lukasik et al., 2025)	$\sum_{y' \in \mathcal{Y}} y' \cdot p(y' x)$	$(\hat{y}(x) - y^*)^2$	§2.3
	Standard fine-tuning and decoding w/ CoT	$\arg \max_{y \in \mathcal{Y}} p(\text{str}(y) [x, \hat{s}]); \hat{s} \sim p(\cdot x)$	$-\log p([s^*, y^*] x)$	§3.1
Ours	TRACT	$\sum_{y \in \mathcal{Y}} p(\text{str}(y) [x, \hat{s}]) \cdot y; \hat{s} \sim p(\cdot x)$	Algorithm 1	§3

Table 1: Approaches to autoregressive regression with decoder-based LLMs. Here, $p(\cdot | x)$ denotes a distribution over possible outputs given an input string x , and $\hat{y}(x) \in \mathbb{R}$ a predictor function. \mathcal{Y} denotes the targets space (unless otherwise stated, $\{1, 2, 3, 4, 5\}$).

2.3 Regression-Aware Inference and Fine-tuning

Recently, Lukasik et al. (2024) noted that standard autoregressive decoding in LLMs implicitly minimizes the 0-1 error metric, $m(y, \hat{y}) = \mathbb{1}(y \neq \hat{y})$, making it suboptimal for regression metrics. Motivated by the minimum Bayes risk decoding framework (Kumar and Byrne, 2004), Lukasik et al. (2024) propose Regression-Aware Inference for Language models (RAIL). RAIL aims to determine the Bayes-optimal prediction by minimizing the expected loss: $\hat{y}_{\text{RAIL}}(x) \doteq \arg \min_{v \in \mathbb{R}} \mathbb{E}_{y \sim p(\cdot | x)} [m(\text{num}(y), v)]$, where m is the metric of interests and $\text{num}(\cdot)$ converts a string output to its numerical equivalent. For squared error loss, $m(y, \hat{y}) = (y - \hat{y})^2$, the optimal decision rule simplifies to the expected value of the numerical predictions. In the case of finite numerical targets \mathcal{Y} , this can be exactly calculated by scoring and averaging a set of candidate targets:

$$\hat{y}_{\text{RAIL}}(x) \doteq \sum_{y \in \mathcal{Y}} p(\text{str}(y) | x) \cdot y. \quad (1)$$

While RAIL is based on the Bayes-optimal decision rule, directly applying this rule to a model fine-tuned with CE loss can still result in high regression error. This is due to the misalignment between the CE fine-tuning loss and the regression evaluation metrics (Lukasik et al., 2025). To address this, Lukasik et al. (2025) proposed incorporating the RAIL optimal decision rule directly into the fine-tuning process using squared loss, leading to the Regression-Aware Fine-Tuning (RAFT) loss:

$$\ell_{\text{RAFT}}(y^*, p) = (y^* - \hat{y}_{\text{RAIL}}(x))^2. \quad (2)$$

3 Method: TRACT

While achieving notable success on natural language regression tasks such as STS-B (Cer et al.,

2017), RAIL and RAFT do not use CoT reasoning. In this section, we start by discussing learning with CoT, and next introduce our method that incorporates CoT into RAIL and RAFT.

3.1 Learning and Inference with CoT

LLM-as-a-judge typically decodes a CoT sequence prior to outputting the final score (Chiang and Lee, 2023b). LLM-as-a-judge is fine-tuned over a dataset $D_{\text{train}}^{\text{CoT}} \in (\mathcal{X} \times \mathcal{S} \times \mathcal{Y})^N$ of N (input, CoT, target score) tuples drawn from \mathbb{P} . The CoT annotations s^* often come from a powerful LLM (e.g. GPT-4); we denote the distribution of CoT annotations provided in the dataset as $p_a(\cdot | x)$. The empirical loss for fine-tuning is $\hat{L}_{\text{CoT}}(p) = \frac{1}{N} \sum_{(x, y^*, s^*) \in D_{\text{train}}^{\text{CoT}}} \ell(y^*, s^*, p)$.

A typical choice is again the CE loss, i.e., $\ell_{\text{CoT}}(y^*, s^*, p) = -\log p([s^*, y^*] | x)$. Inference is typically done by generatively predicting a CoT reasoning and the score, which samples from the distribution p , thus approximating the mode of the distribution: $\hat{y}_{\text{CoT mode}}(x) \doteq \arg \max_{y \in \mathcal{Y}} p(\text{str}(y) | [x, \hat{s}]); \hat{s} \sim p(\cdot | x)$.

3.2 Regression-Aware Fine-Tuning with CoT

CoT reasoning elicits a reasoning s before outputting the score y . We propose and define the *CR (CoT-RAIL)* predictor as first sampling a CoT \hat{s} conditioning on the input x , and then applying the RAIL predictor when conditioning on both x and \hat{s} ,

$$\hat{y}_{\text{CR}}(x) \doteq \sum_{y \in \mathcal{Y}} p(\text{str}(y) | [x, \hat{s}]) \cdot y; \hat{s} \sim p(\cdot | x) \quad (3)$$

A practical question is how to determine where the CoT reasoning ends and where the score starts so that the RAIL predictor can be used at the appropriate position. In practice, we assume each CoT ends with the string $d = \text{'So the overall score is'}$. We include the string d at the end of each CoT in

the training set to ensure that the fine-tuned model always ends its CoT with d .

In principle, we can sample a CoT and obtain the score prediction using Equation 3, repeat the CoT sampling multiple times to estimate the score, and average the scores. Unless stated otherwise, we sample \hat{s} once, as shown in Equation 3.

For training, analogously to the original RAFT algorithm, we use the CoT-RAIL predictor in the squared error loss. To guide the model in generating CoTs, we apply CE loss to the CoTs. We combine the two losses using a weighting coefficient λ , forming the *CoT-RAFT* objective:

$$\begin{aligned} \ell_{\text{CoT-RAFT}}^\lambda(y^*, p_t, p) = & \\ \lambda \left(\sum_{y \in \mathcal{Y}} p(\text{str}(y) | [x, \hat{s}]) \cdot y - y^* \right)^2 & \quad (4) \\ - \log p([\hat{s}, y^*] | x); \hat{s} \sim p_t(\cdot | x), & \end{aligned}$$

where p_t denotes the (target) model used to generate the CoTs for training, which can be p_a (GPT-4), but we explore other options next.

3.3 Self-Generated Chain-of-Thoughts (CoTs)

When training with CoT-RAFT (Equation 4), the score predictor is conditioned on the CoT generated by a target model, denoted as $\hat{s} \sim p_t(\cdot | x)$. However, at inference time, CoT-RAIL (Equation 3) relies on self-generated CoTs from the fine-tuned model p , i.e., $\hat{s} \sim p(\cdot | x)$. In our case, the CoTs used for training are from GPT-4 (p_a) and may be very different from the CoTs generated by the fine-tuned model p . This creates a mismatch between the CoTs used during training and inference, which can harm the performance, as empirically shown in §5.

To mitigate the distribution shift in annotation and model CoTs, we propose to fine-tune the model using CoTs more closely aligned with those sampled from the trained model $p(\cdot | x)$. Let p_s denote the model initialized from the seed LLM p_0 and fine-tuned on the annotation CoTs sampled from p_a . For each input x in the training data, we prompt p_s to generate a response containing a CoT and a score prediction. We then *discard* the score prediction and pair the generated CoT with the corresponding original ground truth score, creating a new training dataset, denoted as D_{self} . Formally, $D_{\text{self}} = \{(x, \text{CoT}_s(x), y^*) | (x, y^*) \in D_{\text{train}}, \text{CoT}_s(x) \sim p_s(\cdot | x)\}$, where D_{train} is the original training dataset, y^* is the ground truth

score, and $\text{CoT}_s(x)$ is the CoT generated by p_s for input x .

We use D_{self} to train from the seed LLM p_0 to obtain the final TRACT model, p_{tract} . The complete algorithm for training the TRACT model is shown in Algorithm 1 and Figure 1. In summary, we first train the seed LLM on the training data with the CoT annotation from p_a to obtain p_s , use p_s to generate CoTs to form D_{self} , and use D_{self} to retrain p_0 again, leading to the resulting model p_{tract} .

4 Experiment Setup

Models We evaluate TRACT using two LLMs, Mistral-7B-Instruct-v0.2 (Jiang et al., 2023) and Llama-3.1-8B-Instruct (Grattafiori et al., 2024).

Training Dataset We follow Kim et al. (2024b) and use *Feedback Collection* (Kim et al., 2024a) as the training set. The training set contains roughly 100K samples. The whole dataset, including the samples to be evaluated, the evaluation responses, and ground truth scores, are generated by GPT-4. We follow the procedure in §3.3 to construct D_{self} . We analyze the quality of the self-generated CoTs in Appendix B.1.

Test Datasets We use four test datasets, following Kim et al. (2024b).

(1) *Feedback Bench* (Kim et al., 2024a): This is the official test set of Feedback Collection. Feedback Bench contains 1K responses to evaluate. The instructions and scoring rubrics in Feedback Bench do not overlap with the training set.

(2) *FLASK* (Ye et al., 2024): This is a fine-grained evaluation benchmark with 200 test prompts and 2000 responses from Alpaca-7B (Taori et al., 2023), Vicuna-13B, Bard (Google, 2023), and GPT-3.5-Turbo-0613.

(3) *Vicuna Bench* (Chiang et al., 2023): This is a single-turn dialogue dataset with 80 user instructions. Kim et al. (2024a) extends this dataset for LLM-as-a-judge by crafting the scoring rubrics for each user instruction and generating responses by WizardLM-13B (Xu et al., 2024), Vicuna-13B (Chiang et al., 2023), Llama-2-Chat-13B (Touvron et al., 2023), and ChatGPT-3.5-Turbo-0613. The dataset contains 320 responses to evaluate.

(4) *MT Bench* (Zheng et al., 2023): MT Bench is a multi-turn dialogue dataset with diverse tasks. To form a direct assessment dataset, Kim et al. (2024a) prepare human-written rubrics and generate the

Algorithm 1 TRACT: Two-stage Regression-Aware fine-tuning with CoT reasoning

- 1: **input:** CoT annotations distribution p_a , base model p_0 , training data $\{(x, y^*)\}$, mixing coefficient λ .
 - 2: **stage 1:** train p_s using the objective $\ell_{\text{CoT-RAFT}}^\lambda(y^*, p_a, p)$ initializing from p_0
 - 3: **stage 2:** train p_{tract} using the objective $\ell_{\text{CoT-RAFT}}^\lambda(y^*, p_s, p)$ initializing from p_0
 - 4: **return** p_{tract}
-

dialogue responses from WizardLM-13B, Vicuna-13B, Llama-2-Chat-13B, and ChatGPT-3.5-Turbo-0613. The dataset has 320 responses to evaluate.

Baselines We compare TRACT against multiple baselines that differ in their training objectives and in whether they use CoT reasoning, including: (1) *Standard fine-tuning and decoding without CoT* (§2.2), (2) *Standard fine-tuning and decoding with CoT* (§3.1), (3) *Zero-shot RAIL*: Using RAIL predictor (Equation 1) on the seed LLM p_0 , (4) *RAFT* (§2.3). A detailed comparison of the baselines is shown in Table 1.

We also compare with (5) *Prometheus-2-7B* (Kim et al., 2024b), a model obtained by merging the model trained on Feedback-Collection and another model trained on Preference Collection (Kim et al., 2024b), a pairwise ranking dataset. Kim et al. (2024b) show that merging the models trained on two datasets significantly improves the performance. Prometheus-2-7B is trained from Mistral-7B-Instruct-v0.2, the same seed LLM used in this paper, and it is the best open-source model of the same size for LLM-as-a-judge currently.

Training and Evaluation We fine-tune the LLMs with LoRA (Hu et al., 2022) using Llama-Factory (Zheng et al., 2024). We set $\lambda = 1$ in Equation 4 unless otherwise stated.

During inference, for each sample in a dataset, we predict a score from the LLM using either standard decoding or the predictor in Equation 1 or 3, and calculate the correlation coefficient against the ground truth scores in the datasets. We report Pearson’s r (Pearson, 1895), Spearman’s ρ (Spearman, 1961), and Kendall’s τ (Kendall, 1938) for evaluation (see Kendall’s τ results in Appendix B.2; we find the trends to be consistent with other metrics). We report all hyperparameters in Appendix A.

5 Main Results

The results for Mistral are presented in Table 2, and the results for Llama are in Table 7 in the Appendix. The first five rows (B.1~B.5) in the two tables correspond to the five baselines in §4 in the same

order. We next discuss main observations.

TRACT outperforms standard training and decoding with CoT. Standard training and decoding with CoT (row B.2) is the default training and inference for LLM-as-a-judge in most prior works (Kim et al., 2024a,b). For both Mistral and Llama, TRACT (row 6) outperforms this baseline by a significant margin. When the base model is Mistral, TRACT reaches Pearson’s r as high as 0.650, significantly outperforming training and inference with CoT (row B.2), which only attains Pearson’s r of 0.557. When using Llama, TRACT improves the average Pearson’s r by 0.100.

TRACT outperforms prior equally-sized SoTA. Across all datasets, TRACT, trained without additional data, consistently outperforms Prometheus-2-7B (row B.5), the prior SoTA of the same size, by an average of 0.059 Pearson’s r . While we use self-generated data, this differs from Prometheus-2-7B, which is further trained on Preference Collection, a dataset generated by GPT-4.

TRACT outperforms RAFT. RAFT (row B.4) can be considered as an ablation of TRACT that removes CoT. TRACT outperforms RAFT, showing that CoT helps the model predict the score. Quite surprisingly, RAFT achieves the best performance among all baselines. RAFT even outperforms Prometheus-2-7B (row B.5) by 0.032 Pearson’s r , which is trained over additional data corresponding to a ranking task. The same observation holds for the models trained using Llama-3.1.

Next, we ablate each component of TRACT.

Training on self-generated CoTs is critical. Row A.1 corresponds to training with CoT-RAFT on the GPT-4 generated data, and running inference with CoT-RAIL, without further training on self-generated CoTs. The average Pearson’s r without training on self-generated data is 0.094 lower than TRACT. This shows that self-generated CoT is an important component of TRACT.

Using CE for training harms the performance. Row A.2 is the result when we replace the fine-

Train/Inference Configuration					FB Bench		FLASK		Vic. Bench		MT Bench		Average	
Id	CoT	Train	Data	Inf.	r	ρ	r	ρ	r	ρ	r	ρ	r	ρ
<i>Baselines</i>														
B.1	✗	CE	GPT-4 [‡]	Decode	0.890	0.891	0.355	0.361	0.429	0.414	0.279	0.268	0.488	0.483
B.2	✓	CE	GPT-4	Decode	0.872	0.872	0.413	0.407	0.463	0.456	0.480	0.482	0.557	0.554
B.3	✗	✗	✗	RAIL	0.197	0.175	0.200	0.149	0.281	0.165	0.309	0.216	0.247	0.176
B.4	✗	RAFT	GPT-4 [‡]	RAIL	0.932	0.930	<u>0.509</u>	0.502	<u>0.567</u>	<u>0.519</u>	0.483	0.469	<u>0.623</u>	<u>0.605</u>
B.5	✓	Prometheus-2-7B [†]		Decode	0.845	0.847	0.512	0.493	0.488	0.480	<u>0.519</u>	<u>0.483</u>	0.591	0.576
<i>TRACT (ours)</i>														
6	✓	C-RAFT	Self	C-RAIL	<u>0.931</u>	<u>0.930</u>	0.518	<u>0.501</u>	0.593	0.552	0.555	0.529	0.650	0.628
<i>Ablation analysis for TRACT</i>														
A.1	✓	C-RAFT	GPT-4	C-RAIL	0.879	0.880	0.418	0.419	0.528	0.513	0.399	0.418	0.556	0.558
A.2	✓	CE	Self	C-RAIL	0.919	0.917	0.468	0.436	0.562	0.526	0.517	0.503	0.617	0.596
A.3	✓	CE	Self	Decode	0.873	0.873	0.358	0.346	0.418	0.404	0.435	0.426	0.521	0.512
A.4	TRACT with stage 2 initialized from p_s				0.674	0.684	0.448	0.437	0.505	0.477	0.432	0.421	0.515	0.505

Table 2: The results for Mistral-7B-Instruct. The best and second-best results (excluding ablations) for each column are marked with **boldface** and underline, respectively. Explanation of abbreviations: *Train*: training objective; *Data*: source of CoT used for training; *Inf.*: inference method; *FB Bench*: Feedback Bench; *Vic. Bench*: Vicuna Bench; r : Pearson’s correlation coefficient; ρ : Spearman’s rank correlation coefficient; *C-RAFT*: CoT-RAFT; *C-RAIL*: CoT-RAIL. [†]: Prometheus-2-7B is obtained by merging two models trained from Feedback Collection and Preference Collection. We re-run the inference using the model released by Kim et al. (2024b) with the official code. [‡]: When training without CoTs, the training target is simply the score, which is still generated by GPT-4.

tuning objective from CoT-RAFT with the standard CE loss but still use CoT-RAIL in inference. This configuration leads to a Pearson’s r 0.033 lower than TRACT. This shows that using CoT-RAFT for fine-tuning better aligns the fine-tuning objective and the predictor used during inference.

CoT-RAFT objective is necessary: self-generated CoTs alone are insufficient. Prior research has demonstrated that fine-tuning LLMs on self-generated data using the CE loss can be beneficial (Yang et al., 2024). Here, we investigate whether CE loss fine-tuning on self-generated data alone can improve the performance compared with training on GPT-4 CoTs. Contrary to expectations, standard CE loss fine-tuning on self-generated CoTs (row A.3) yielded a significantly lower average Pearson’s r of 0.512, far below TRACT’s performance. Moreover, this approach performed worse than fine-tuning on GPT-4 generated data (row B.2). This shows that self-generated CoTs are harmful when fine-tuned with CE loss but are beneficial when combined with the CoT-RAFT objective. Our finding marks the difference between our work and prior work using self-generated CoTs with CE loss, highlighting the distinct role of self-generated CoTs in TRACT.

Stage 2 training needs to be initialized from the seed LLM. In Algorithm 1, the model in stage 2 is initialized from the seed LLM p_0 . As an alter-

native, we explore initializing from p_s , the model trained in stage 1, while keeping everything else the same as TRACT. The result shown in row A.4 achieves only 0.515 Pearson’s r . This shows that initialization in stage 2 from the seed LLM (as Algorithm 1 indicates) is crucial.

6 Analysis

We conduct further analysis of the key components of TRACT to justify its design.

6.1 On the Distribution Shift between Annotation vs Self-Generated CoTs

In §3.3, we motivated using self-generated CoTs by the distribution shift between training and inference CoTs. To empirically demonstrate this shift, we design the following experiment.

Let $D_{\text{train}}^{\text{CoT}}(p_t) = \{(x_i, s_i^* \sim p_t(\cdot|x_i), y_i^*)\}_{i=1}^N$ represent the training dataset, where $x_i \in \mathcal{X}$ is the input, $s_i^* \in \mathcal{S}$ is the CoT sampled from model p_t used as the training data, and $y_i^* \in \mathcal{Y}$ is the ground truth score. Let $p(\cdot)$ denote the probability distribution defined by the LLM trained on $D_{\text{train}}^{\text{CoT}}(p_t)$. After p is trained, we generate CoTs $\hat{s}_i \sim p(\cdot|x_i)$ for each input x_i in D_{train} , and predict scores conditioned on these CoTs, denoted as $\hat{y}_i(\hat{s}_i) \sim p(\cdot|x_i, \hat{s}_i)$. Using the fine-tuned model p , we can also predict a score conditioned on s_i^* , the CoT in the training data $D_{\text{train}}^{\text{CoT}}(p_t)$; this score is denoted as $\hat{y}_i(s_i^*) \sim p(\cdot|x_i, s_i^*)$.

TRACT	s^* : CoTs used for training	\hat{s} : CoTs sampled from fine-tuned model	RMSE w/ y^*	
			$\hat{y}(s^*)$	$\hat{y}(\hat{s})$
Stage 1	$s^* \sim p_a$	$\hat{s} \sim p_s$	0.12	0.63
Stage 2	$s^* \sim p_s$	$\hat{s} \sim p_{\text{tract}}$	0.45	0.45

Table 3: RMSE between predicted scores \hat{y} and ground truth scores y^* over the training data. Each row corresponds to stage 1 or stage 2 of TRACT. The CoT used for fine-tuning the model in each stage is denoted by s^* and is generated by the model indicated in the second column. After fine-tuning, we sample \hat{s} from the fine-tuned model; the fine-tuned model is specified in the third column. The last two columns are the RMSE across two pairs of predictions: 1) the predicted scores $\hat{y}_i(s_i^*)$ and the true scores y_i^* , and 2) the predicted scores $\hat{y}_i(\hat{s}_i)$ and the true scores y_i^* . Within each row, both $\hat{y}_i(s_i^*)$ and $\hat{y}_i(\hat{s}_i)$ are predicted by the same fine-tuned model (indicated in the third column).

To quantify how different s_i^* and \hat{s}_i are, we compare the root mean square error (RMSE) across two pairs of scores: 1) the predicted scores $\hat{y}_i(s_i^*)$ and the ground truth scores y_i^* , and 2) the predicted scores $\hat{y}_i(\hat{s}_i)$ and the ground truth scores y_i^* . Notably, both $\hat{y}_i(\hat{s}_i)$ and $\hat{y}_i(s_i^*)$ are generated by the same LLM $p(\cdot)$ conditioned on the same input x_i from the training set; the only distinction is the CoT: $\hat{y}_i(s_i^*)$ conditioned on s_i^* , and $\hat{y}_i(\hat{s}_i)$ conditioned on \hat{s}_i .

The results are presented in Table 3. The first row shows the model p_s trained in stage 1 in TRACT, which is trained using CoTs sampled from p_a (GPT-4). We observe a significant RMSE gap of 0.51 between $\hat{y}_i(s_i^*)$ and $\hat{y}_i(\hat{s}_i)$. This shows that for p_s , the distribution of training CoTs and self-generated CoTs is very different.

The second row shows the result of the model fine-tuned in stage 2, p_{tract} , which is trained on CoTs generated by p_s . When predicting scores using p_{tract} , the RMSE gap between using the training CoTs s^* and predicted CoTs \hat{s} is 0. This indicates that for p_s (row 1), predicting scores using self-generated CoTs is more challenging than using CoTs generated by GPT-4, showing a substantial distribution shift between self-generated and GPT-generated CoTs. Conversely, for p_{tract} , the prediction difficulty is similar for both types of CoTs, suggesting that the training and self-generated CoT distributions are closer.

The above results can also be interpreted as p_s memorizing the training CoTs and cannot generalize to its own generated CoTs, while p_{tract} is capable of generalizing to its own generations.

6.2 Sensitivity to λ

We analyze the performance of TRACT when varying λ in Equation 4 over a grid of values $\{0.2, 0.5, 1.0, 2, 5, 10\}$, using Mistral as the seed model. The results are shown in Figure 2. We observe that $\lambda = 1$ performs well. For most values of λ TRACT outperforms both 1) the model trained using CE loss on the same dataset, and 2) Prometheus, the SoTA model of the same size.

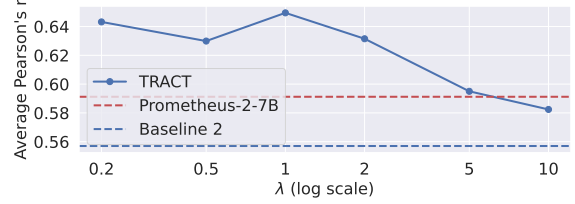


Figure 2: Performance of TRACT across varying values of λ in Equation 4. Results from the Mistral model. For a wide range of λ values we find TRACT outperforming the baselines.

6.3 Multi-Objective Fine-tuning vs. Sequential Single-Objective Fine-tuning

TRACT relies on the CoT-RAFT objective in Equation 4, which combines the CE loss over CoTs and the RAFT loss over score predictions. An alternative training strategy could involve a sequential, two-stage fine-tuning process: first, fine-tuning with the CE loss on both CoTs and scores (corresponding to baseline 2); and next, fine-tuning on the same dataset using solely the RAFT objective. In the second stage, while the model’s output still includes CoTs, the CE loss is not computed for them, i.e., the second term in Equation 4 is not used.

We empirically find that this sequential fine-tuning approach significantly degrades the model’s ability to generate coherent and complete CoTs. The resulting model struggles to terminate CoT outputs correctly and sometimes yields very long CoTs. Furthermore, the model frequently fails to generate the string ‘So the overall score is’, which is used to determine where to apply the RAIL predictor for the final score prediction. We show some example CoTs in Table 9 in Appendix C.

6.4 Scaling the Number of Sampled CoTs

We now analyze the effect of sampling multiple CoTs for TRACT during inference; this is done by sampling multiple \hat{s} , calculating \hat{y}_{CR} for each CoT (Eq. 3), and averaging the \hat{y}_{CR} . For comparison, we

also sample multiple CoTs and average the scores for the following two baselines: the model trained using the CE loss (baseline 2, row B.2 in Table 2), and Prometheus-2-7B. To gauge the significance of the differences across methods, we repeat the experiment by varying the random seed. For each random seed, we sample K CoTs to calculate the score, average the score across four testing dataset, and repeat the above process with four random seeds.

The results are shown in Figure 3. We find that the performance of TRACT is stable across different numbers of CoTs, while the performance of standard decoding increases when sampling more CoTs. While this might indicate TRACT cannot benefit from scaling the inference-time compute (Irvine et al., 2023; Brown et al., 2025; Snell et al., 2025), the superiority of TRACT under limited inference-time compute is clear. Baseline 2 uses the same amount of training data and serves as a fair comparison baseline to TRACT. Compared to it, TRACT with one CoT consistently outperforms baseline 2 with more than one CoTs. Additionally, the variance of the performance of TRACT across the random seeds is much smaller than that for standard decoding.

Compared to Prometheus, TRACT shows an advantage under the setting where fewer CoTs are sampled. We note that Prometheus is trained over additional data corresponding to a ranking task, and thus comparing TRACT and Prometheus is not strictly fair, disadvantaging TRACT. For this reason, we find it a very strong outcome that TRACT outperforms Prometheus under the limited CoT sampling setting.

7 Related Work

7.1 LLM-as-a-Judge

LLM-as-a-judge paradigm is an application of LLMs as an automatic judge to assess texts (Chiang and Lee, 2023a). There are two types of LLM-as-a-judge: (1) **Direct assessment**: the LLM assigns a score to a given sample (Chiang and Lee, 2023a; Liu et al., 2023). (2) **Pairwise ranking**: the LLM determines which sample is better given a pair of samples (Zheng et al., 2023; Wang et al., 2024; Li et al., 2024). In this paper, we focus on improving the direct assessment ability of the LLM.

While strong closed-source LLMs, including GPT-3.5/4 (OpenAI, 2023) and Claude (Anthropic, 2024), show promising evaluation ability, their

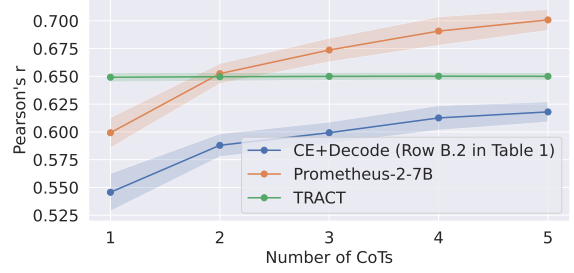


Figure 3: Average Pearson’s r as a function of the number of sampled CoTs. Results from fine-tuning the Mistral model. Shaded regions correspond to the standard deviations across multiple inference runs with varying random seeds. Note that Prometheus is trained on significantly more data compared to other two methods in this Figure. Despite that, under limited inference budget, TRACT outperforms Prometheus.

black-box nature makes them somewhat problematic for open research. Many prior works focus on fine-tuning open-source LLMs into better LLM judges using open-source data (Vu et al., 2024; Li et al., 2024). LLM-as-a-judge is often trained with the CE loss over CoT reasoning and a score (Kim et al., 2024a,b).

7.2 Training LLMs with Self-Generated Data

An important component of TRACT is fine-tuning over self-generated CoTs. Using self-generated data for training LLMs has been considered in the literature (Wang et al., 2023; Kim et al., 2023) and is sometimes referred to as *self-training* (Singh et al., 2024) or *self-distillation* (Yang et al., 2024). Early work has already shown that self-distillation can improve the performance of machine translation (Freitag et al., 2017; Guo et al., 2021). Self-generated data can be used to augment the training data of LLMs (Wu et al., 2025; Sun et al., 2024) to mitigate the scarcity of high-quality labeled data. Self-generated CoTs, when combined with proper filtering methods, have been shown to improve LLM’s reasoning ability (Zelikman et al., 2022; Gulcehre et al., 2023; Dou et al., 2024).

Most related to our work is (Yang et al., 2024), who argue that self-generated data helps fine-tuning by reducing the distribution gap between the training data and the seed LLM. Ren et al. (2024) show that self-generated data yields lower perplexity under the seed LLM, which can explain the performance gain of fine-tuning on self-generated data. While we also find that self-generated data has a lower perplexity under the seed LLM (Ap-

pendix B.4), we use a different fine-tuning objective from prior works. Interestingly, we find that when fine-tuning over self-generated data with the CE loss, as done in prior works, the performance does not improve. On the other hand, our proposed objective benefits from self-generated CoTs significantly, showing how self-generated data is particularly important for TRACT.

8 Conclusion

In this paper, we introduce Two-stage Regression-Aware fine-tuning with CoT reasoning (TRACT), a method integrating CoT reasoning with the RAFT framework to harness the step-by-step reasoning ability of LLMs while learning the numerical structure of the scoring task. TRACT consists of (1) CoT-RAFT for training, (2) CoT-RAIL for inference, and (3) two-stage fine-tuning for self-generated CoTs training. Our experiments across two models and four datasets show that TRACT consistently outperforms all prior baselines finetuned on the same dataset by a significant margin. Under limited inference compute, TRACT also outperforms Prometheus-2-7B, a same-sized SoTA model trained on more data. We carry out careful ablations to explicate the importance of each component in TRACT. We believe our proposed method and open-source models can benefit the community working on LLM-as-a-judge. In future work, it would be interesting to combine TRACT with pairwise ranking tasks (Kim et al., 2024a).

References

- Marah Abidin, Jyoti Aneja, Hany Awadalla, Ahmed Awadallah, Ammar Ahmad Awan, Nguyen Bach, Amit Bahree, Arash Bakhtiari, Jianmin Bao, Harkirat Behl, Alon Benhaim, Misha Bilenko, Johan Bjorck, Sébastien Bubeck, Martin Cai, Qin Cai, Vishrav Chaudhary, Dong Chen, Dongdong Chen, and 110 others. 2024. [Phi-3 technical report: A highly capable language model locally on your phone](#). *Preprint*, arXiv:2404.14219.
- Anthropic. 2024. [Meet Claude](#). Accessed on June 1, 2024.
- Bradley Brown, Jordan Juravsky, Ryan Saul Ehrlich, Ronald Clark, Quoc V Le, Christopher Re, and Azalia Mirhoseini. 2025. [Large language monkeys: Scaling inference compute with repeated sampling](#).
- Daniel Cer, Mona Diab, Eneko Agirre, Iñigo Lopez-Gazpio, and Lucia Specia. 2017. [SemEval-2017 task 1: Semantic textual similarity multilingual and crosslingual focused evaluation](#). In *Proceedings of the 11th International Workshop on Semantic Evaluation (SemEval-2017)*, pages 1–14, Vancouver, Canada. Association for Computational Linguistics.
- Cheng-Han Chiang, Wei-Chih Chen, Chun-Yi Kuan, Chienchou Yang, and Hung-yi Lee. 2024. [Large language model as an assignment evaluator: Insights, feedback, and challenges in a 1000+ student course](#). In *Proceedings of the 2024 Conference on Empirical Methods in Natural Language Processing*, pages 2489–2513, Miami, Florida, USA. Association for Computational Linguistics.
- Cheng-Han Chiang and Hung-yi Lee. 2023a. [Can large language models be an alternative to human evaluations?](#) In *Proceedings of the 61st Annual Meeting of the Association for Computational Linguistics (Volume 1: Long Papers)*, pages 15607–15631, Toronto, Canada. Association for Computational Linguistics.
- Cheng-Han Chiang and Hung-yi Lee. 2023b. [A closer look into using large language models for automatic evaluation](#). In *Findings of the Association for Computational Linguistics: EMNLP 2023*, pages 8928–8942, Singapore. Association for Computational Linguistics.
- Wei-Lin Chiang, Zhuohan Li, Zi Lin, Ying Sheng, Zhanghao Wu, Hao Zhang, Lianmin Zheng, Siyuan Zhuang, Yonghao Zhuang, Joseph E. Gonzalez, Ion Stoica, and Eric P. Xing. 2023. [Vicuna: An open-source chatbot impressing gpt-4 with 90%* chatgpt quality](#).
- Zi-Yi Dou, Cheng-Fu Yang, Xueqing Wu, Kai-Wei Chang, and Nanyun Peng. 2024. [Re-ReST: Reflection-reinforced self-training for language agents](#). In *Proceedings of the 2024 Conference on Empirical Methods in Natural Language Processing*, pages 15394–15411, Miami, Florida, USA. Association for Computational Linguistics.
- Yann Dubois, Balázs Galambosi, Percy Liang, and Tatsunori B. Hashimoto. 2024. [Length-controlled alpacaEval: A simple way to debias automatic evaluators](#). *Preprint*, arXiv:2404.04475.
- Markus Freitag, Yaser Al-Onaizan, and Baskaran Sankaran. 2017. [Ensemble distillation for neural machine translation](#). *Preprint*, arXiv:1702.01802.
- Google. 2023. [An important next step on our AI journey](#). Accessed on Feb 6, 2025.
- Aaron Grattafiori, Abhimanyu Dubey, Abhinav Jauhri, Abhinav Pandey, Abhishek Kadian, Ahmad Al-Dahle, Aiesha Letman, Akhil Mathur, Alan Schelten, Alex Vaughan, Amy Yang, Angela Fan, Anirudh Goyal, Anthony Hartshorn, Aobo Yang, Archi Mitra, Archie Sravankumar, Artem Korenev, Arthur Hinsvark, and 542 others. 2024. [The Llama 3 herd of models](#). *Preprint*, arXiv:2407.21783.
- Caglar Gulcehre, Tom Le Paine, Srivatsan Srinivasan, Ksenia Konyushkova, Lotte Weerts, Abhishek Sharma, Aditya Siddhant, Alex Ahern, Miaosen

- Wang, Chenjie Gu, Wolfgang Macherey, Arnaud Doucet, Orhan Firat, and Nando de Freitas. 2023. [Reinforced self-training \(rest\) for language modeling](#). *Preprint*, arXiv:2308.08998.
- Jiaxin Guo, Minghan Wang, Daimeng Wei, Hengchao Shang, Yuxia Wang, Zongyao Li, Zhengzhe Yu, Zhanglin Wu, Yimeng Chen, Chang Su, Min Zhang, Lizhi Lei, shimin tao, and Hao Yang. 2021. [Self-distillation mixup training for non-autoregressive neural machine translation](#). *Preprint*, arXiv:2112.11640.
- Ari Holtzman, Jan Buys, Li Du, Maxwell Forbes, and Yejin Choi. 2020. [The curious case of neural text de-generation](#). In *International Conference on Learning Representations*.
- Edward J Hu, Yelong Shen, Phillip Wallis, Zeyuan Allen-Zhu, Yuanzhi Li, Shean Wang, Lu Wang, and Weizhu Chen. 2022. [LoRA: Low-rank adaptation of large language models](#). In *International Conference on Learning Representations*.
- Robert Irvine, Douglas Boubert, Vyas Raina, Adian Liusie, Ziyi Zhu, Vineet Mudupalli, Aliaksei Korshuk, Zongyi Liu, Fritz Cremer, Valentin Assassi, and 1 others. 2023. Rewarding chatbots for real-world engagement with millions of users. *arXiv preprint arXiv:2303.06135*.
- Albert Q. Jiang, Alexandre Sablayrolles, Arthur Mensch, Chris Bamford, Devendra Singh Chaplot, Diego de las Casas, Florian Bressand, Gianna Lengyel, Guillaume Lample, Lucile Saulnier, L  lio Renard Lavaud, Marie-Anne Lachaux, Pierre Stock, Teven Le Scao, Thibaut Lavril, Thomas Wang, Timoth  e Lacroix, and William El Sayed. 2023. [Mistral 7b](#). *Preprint*, arXiv:2310.06825.
- Maurice G Kendall. 1938. A new measure of rank correlation. *Biometrika*, 30(1-2):81–93.
- Seungone Kim, Jamin Shin, Yejin Cho, Joel Jang, Shayne Longpre, Hwaran Lee, Sangdo Yun, Seongjin Shin, Sungdong Kim, James Thorne, and Minjoon Seo. 2024a. [Prometheus: Inducing fine-grained evaluation capability in language models](#). In *The Twelfth International Conference on Learning Representations*.
- Seungone Kim, Juyoung Suk, Shayne Longpre, Bill Yuchen Lin, Jamin Shin, Sean Welleck, Graham Neubig, Moontae Lee, Kyungjae Lee, and Minjoon Seo. 2024b. [Prometheus 2: An open source language model specialized in evaluating other language models](#). In *Proceedings of the 2024 Conference on Empirical Methods in Natural Language Processing*, pages 4334–4353, Miami, Florida, USA. Association for Computational Linguistics.
- Sungdong Kim, Sanghwan Bae, Jamin Shin, Soyoung Kang, Donghyun Kwak, Kang Yoo, and Minjoon Seo. 2023. [Aligning large language models through synthetic feedback](#). In *Proceedings of the 2023 Conference on Empirical Methods in Natural Language Processing*, pages 13677–13700, Singapore. Association for Computational Linguistics.
- Takeshi Kojima, Shixiang Shane Gu, Machel Reid, Yutaka Matsuo, and Yusuke Iwasawa. 2022. Large language models are zero-shot reasoners. In *Proceedings of the 36th International Conference on Neural Information Processing Systems, NIPS ’22*, Red Hook, NY, USA. Curran Associates Inc.
- Shankar Kumar and William Byrne. 2004. [Minimum Bayes-risk decoding for statistical machine translation](#). In *Proceedings of the Human Language Technology Conference of the North American Chapter of the Association for Computational Linguistics: HLT-NAACL 2004*, pages 169–176, Boston, Massachusetts, USA. Association for Computational Linguistics.
- Woosuk Kwon, Zhuohan Li, Siyuan Zhuang, Ying Sheng, Lianmin Zheng, Cody Hao Yu, Joseph E. Gonzalez, Hao Zhang, and Ion Stoica. 2023. Efficient memory management for large language model serving with pagedattention. In *Proceedings of the ACM SIGOPS 29th Symposium on Operating Systems Principles*.
- Nathan Lambert, Jacob Morrison, Valentina Pyatkin, Shengyi Huang, Hamish Ivison, Faeze Brahman, Lester James V. Miranda, Alisa Liu, Nouha Dziri, Shane Lyu, Yuling Gu, Saumya Malik, Victoria Graf, Jena D. Hwang, Jiangjiang Yang, Ronan Le Bras, Oyvind Tafjord, Chris Wilhelm, Luca Soldaini, and 4 others. 2025. [Tulu 3: Pushing frontiers in open language model post-training](#). *Preprint*, arXiv:2411.15124.
- Junlong Li, Shichao Sun, Weizhe Yuan, Run-Ze Fan, haizhao, and Pengfei Liu. 2024. [Generative judge for evaluating alignment](#). In *The Twelfth International Conference on Learning Representations*.
- Yang Liu, Dan Iter, Yichong Xu, Shuohang Wang, Ruochen Xu, and Chenguang Zhu. 2023. [G-eval: NLG evaluation using gpt-4 with better human alignment](#). In *Proceedings of the 2023 Conference on Empirical Methods in Natural Language Processing*, pages 2511–2522, Singapore. Association for Computational Linguistics.
- Ilya Loshchilov and Frank Hutter. 2017. [SGDR: Stochastic gradient descent with warm restarts](#). In *International Conference on Learning Representations*.
- Michal Lukasik, Zhao Meng, Harikrishna Narasimhan, Yin Wen Chang, Aditya Krishna Menon, Felix Yu, and Sanjiv Kumar. 2025. [Better autoregressive regression with llms via regression-aware fine-tuning](#). In *The Thirteenth International Conference on Learning Representations*.
- Michal Lukasik, Harikrishna Narasimhan, Aditya Krishna Menon, Felix Yu, and Sanjiv Kumar. 2024. [Regression aware inference with LLMs](#). In *Findings of the Association for Computational Linguistics: EMNLP 2024*, pages 13667–13678, Miami, Florida, USA. Association for Computational Linguistics.

- OpenAI. 2023. [Gpt-4 technical report](#). *Preprint*, arXiv:2303.08774.
- Karl Pearson. 1895. Vii. note on regression and inheritance in the case of two parents. *proceedings of the royal society of London*, 58(347-352):240–242.
- Xuan Ren, Biao Wu, and Lingqiao Liu. 2024. [I learn better if you speak my language: Understanding the superior performance of fine-tuning large language models with LLM-generated responses](#). In *Proceedings of the 2024 Conference on Empirical Methods in Natural Language Processing*, pages 10225–10245, Miami, Florida, USA. Association for Computational Linguistics.
- Avi Singh, John D Co-Reyes, Rishabh Agarwal, Ankesh Anand, Piyush Patil, Xavier Garcia, Peter J Liu, James Harrison, Jaehoon Lee, Kelvin Xu, Aaron T Parisi, Abhishek Kumar, Alexander A Alemi, Alex Rizkowsky, Azade Nova, Ben Adlam, Bernd Bohnet, Gamaleldin Fathy Elsayed, Hanie Sedghi, and 21 others. 2024. [Beyond human data: Scaling self-training for problem-solving with language models](#). *Transactions on Machine Learning Research*. Expert Certification.
- Charlie Victor Snell, Jaehoon Lee, Kelvin Xu, and Aviral Kumar. 2025. [Scaling test-time compute optimally can be more effective than scaling LLM parameters](#). In *The Thirteenth International Conference on Learning Representations*.
- Charles Spearman. 1961. The proof and measurement of association between two things.
- Zhiqing Sun, Longhui Yu, Yikang Shen, Weiyang Liu, Yiming Yang, Sean Welleck, and Chuang Gan. 2024. [Easy-to-hard generalization: Scalable alignment beyond human supervision](#). In *The Thirty-eighth Annual Conference on Neural Information Processing Systems*.
- Rohan Taori, Ishaan Gulrajani, Tianyi Zhang, Yann Dubois, Xuechen Li, Carlos Guestrin, Percy Liang, and Tatsunori B. Hashimoto. 2023. Stanford alpaca: An instruction-following llama model. https://github.com/tatsu-lab/stanford_alpaca.
- Hugo Touvron, Louis Martin, Kevin Stone, Peter Albert, Amjad Almahairi, Yasmine Babaei, Nikolay Bashlykov, Soumya Batra, Prajjwal Bhargava, Shruti Bhosale, Dan Bikel, Lukas Blecher, Cristian Canton Ferrer, Moya Chen, Guillem Cucurull, David Esiobu, Jude Fernandes, Jeremy Fu, Wenyin Fu, and 49 others. 2023. [Llama 2: Open foundation and fine-tuned chat models](#). *Preprint*, arXiv:2307.09288.
- Tu Vu, Kalpesh Krishna, Salaheddin Alzubi, Chris Tar, Manaal Faruqui, and Yun-Hsuan Sung. 2024. [Foundational autoraters: Taming large language models for better automatic evaluation](#). In *Proceedings of the 2024 Conference on Empirical Methods in Natural Language Processing*, pages 17086–17105, Miami, Florida, USA. Association for Computational Linguistics.
- Yidong Wang, Zhuohao Yu, Wenjin Yao, Zhengran Zeng, Linyi Yang, Cunxiang Wang, Hao Chen, Chaoya Jiang, Rui Xie, Jindong Wang, Xing Xie, Wei Ye, Shikun Zhang, and Yue Zhang. 2024. [PandaLM: An automatic evaluation benchmark for LLM instruction tuning optimization](#). In *The Twelfth International Conference on Learning Representations*.
- Yizhong Wang, Yeganeh Kordi, Swaroop Mishra, Alisa Liu, Noah A. Smith, Daniel Khashabi, and Hannaneh Hajishirzi. 2023. [Self-instruct: Aligning language models with self-generated instructions](#). In *Proceedings of the 61st Annual Meeting of the Association for Computational Linguistics (Volume 1: Long Papers)*, pages 13484–13508, Toronto, Canada. Association for Computational Linguistics.
- Jason Wei, Xuezhi Wang, Dale Schuurmans, Maarten Bosma, Fei Xia, Ed Chi, Quoc V Le, Denny Zhou, and 1 others. 2022. Chain-of-thought prompting elicits reasoning in large language models. *Advances in neural information processing systems*, 35:24824–24837.
- Thomas Wolf, Lysandre Debut, Victor Sanh, Julien Chaumond, Clement Delangue, Anthony Moi, Pierric Cistac, Tim Rault, Remi Louf, Morgan Funtowicz, Joe Davison, Sam Shleifer, Patrick von Platen, Clara Ma, Yacine Jernite, Julien Plu, Canwen Xu, Teven Le Scao, Sylvain Gugger, and 3 others. 2020. [Transformers: State-of-the-art natural language processing](#). In *Proceedings of the 2020 Conference on Empirical Methods in Natural Language Processing: System Demonstrations*, pages 38–45, Online. Association for Computational Linguistics.
- Tianhao Wu, Weizhe Yuan, Olga Golovneva, Jing Xu, Yuandong Tian, Jiantao Jiao, Jason E Weston, and Sainbayar Sukhbaatar. 2025. [Meta-rewarding language models: Self-improving alignment with LLM-as-a-meta-judge](#).
- Can Xu, Qingfeng Sun, Kai Zheng, Xiubo Geng, Pu Zhao, Jiazhan Feng, Chongyang Tao, Qingwei Lin, and Daxin Jiang. 2024. [WizardLM: Empowering large pre-trained language models to follow complex instructions](#). In *The Twelfth International Conference on Learning Representations*.
- Zhaorui Yang, Tianyu Pang, Haozhe Feng, Han Wang, Wei Chen, Minfeng Zhu, and Qian Liu. 2024. [Self-distillation bridges distribution gap in language model fine-tuning](#). In *Proceedings of the 62nd Annual Meeting of the Association for Computational Linguistics (Volume 1: Long Papers)*, pages 1028–1043, Bangkok, Thailand. Association for Computational Linguistics.
- Seonghyeon Ye, Doyoung Kim, Sungdong Kim, Hyeonbin Hwang, Seungone Kim, Yongrae Jo, James Thorne, Juho Kim, and Minjoon Seo. 2024. [FLASK: Fine-grained language model evaluation based on alignment skill sets](#). In *The Twelfth International Conference on Learning Representations*.

Weizhe Yuan, Richard Yuanzhe Pang, Kyunghyun Cho, Xian Li, Sainbayar Sukhbaatar, Jing Xu, and Jason Weston. 2024. Self-rewarding language models. In *Proceedings of the 41st International Conference on Machine Learning*, ICML’24. JMLR.org.

Eric Zelikman, Yuhuai Wu, Jesse Mu, and Noah Goodman. 2022. *STar: Bootstrapping reasoning with reasoning*. In *Advances in Neural Information Processing Systems*.

Lianmin Zheng, Wei-Lin Chiang, Ying Sheng, Siyuan Zhuang, Zhonghao Wu, Yonghao Zhuang, Zi Lin, Zhuohan Li, Dacheng Li, Eric Xing, Hao Zhang, Joseph E. Gonzalez, and Ion Stoica. 2023. *Judging LLM-as-a-judge with MT-bench and chatbot arena*. In *Thirty-seventh Conference on Neural Information Processing Systems Datasets and Benchmarks Track*.

Yaowei Zheng, Richong Zhang, Junhao Zhang, Yanhan Ye, Zheyang Luo, Zhangchi Feng, and Yongqiang Ma. 2024. *Llamafactory: Unified efficient fine-tuning of 100+ language models*. In *Proceedings of the 62nd Annual Meeting of the Association for Computational Linguistics (Volume 3: System Demonstrations)*, Bangkok, Thailand. Association for Computational Linguistics.

A Hyperparameters

Training Hyperparameters We train our models using Llama-Factory (Zheng et al., 2024). All models are trained with LoRA (Hu et al., 2022). We use all the default LoRA parameters in Llama-Factory: the rank of LoRA is set to 8, and we apply LoRA on all the linear layers of the transformer model. We fine-tune the model with a learning rate of 1.0×10^{-5} , use a cosine learning rate scheduler (Loshchilov and Hutter, 2017), and fine-tune for two epochs. The warm-up ratio is set to 1.0. We use bf16 for training. The effective batch size of training is set to 8. All our training is run on a single NVIDIA RTX A6000; training the model on the whole training dataset takes about 50 hours. When training TRACT, we need to first fine-tune on the GPT-4 generated data and fine-tune on the self-generated data, making the total training time about 100 hours.

Inference Hyperparameters For inference, we use vLLM (Kwon et al., 2023). Most inference hyperparameters follow Kim et al. (2024b): the top- p is set to 0.9 (Holtzman et al., 2020), the temperature is set to 1.0, the repetition penalty is set to 1.03, the maximum number of output tokens is set to 1024.

The only different hyperparameter from Kim et al. (2024b) is we sample only 1 CoT in Table 2,

while they sample 3 CoTs and average the score. To obtain the results of Prometheus-2-7B with 1 CoT, we use their official model from Huggingface (Wolf et al., 2020) and use the official code from <https://github.com/prometheus-eval/prometheus-eval/tree/main/eval>. We made some necessary modifications to the official code to make it executable; we find that we can reproduce the Prometheus results using our modified code.

B Supplementary Results

B.1 Quality of the Self-Generated CoTs

In this section, we investigate the quality of the self-generated CoTs used in the second training stage in TRACT. To investigate the quality of self-generated CoTs, we use LLM-as-a-meta-judge to evaluate the evaluation CoTs generated by GPT-4 (the original CoTs in Feedback Collection (Kim et al., 2024a)) and the student model p_s . We call GPT-4 the **meta-judge** since it is used to evaluate the evaluation of LLM-as-a-judge. We prompt the meta-judge to evaluate the quality of the evaluation CoTs using a 5-point scale, with 1 being the lowest and 5 the highest. The evaluation prompt is shown in Table 5. We ask meta-judge to evaluate whether the evaluation CoT follows the scoring rubric and is grounded on the response.

Note that the [judgement] to be evaluated in Table 5 includes the score, which is the original score in Feedback Collection. That is, no matter whether the evaluation CoT is generated from GPT-4 or p_s , the final score is always the one in Feedback Collection. This is the setting that is used to train the models. Including the score in this meta-evaluation experiment allows the meta-judge to determine if the final score is consistent with the evaluation CoTs.

We randomly sample 200 samples from the training set and collect the evaluation CoTs in the Feedback Collection (GPT-4 generated) and the CoTs generated by p_s , the student model fine-tuned on GPT-4 CoTs. The average score for GPT-4 generated CoTs is **4.78/5.00**, while the average score of CoTs generated by p_s is **4.50/5.00**. While the average score of p_s -generated is slightly worse than that of GPT-4, a score of 4.50/5.00 is still very high, indicating that the self-generated CoTs have good quality.

<pre> ###Task Description: An instruction (might include an Input inside it), a response to evaluate, a reference answer that gets a score of 5, and a score rubric representing an evaluation criterion is given. (...) ###The instruction to evaluate: [user_instruction] ###Response to evaluate: [response_to_evaluate] ###Reference Answer (Score 5): [reference_answer] ###Score Rubrics: [rubrics] ###Feedback: </pre>
(a) Input prompt template
<pre> The response offers practical, original, and effective solutions (...). So the overall score is 5 </pre>
(b) Example output

Table 4: The input prompt template and an example output used in our main experiment.

B.2 Results of Kendall’s τ Correlation Coefficients

The results of Kendall’s τ correlation coefficient when fine-tuned with Mistral are shown in Table 6.

B.3 Results from Llama-3.1

We report the results from experiments with Llama-3.1-8B-Instruct in Table 7 and the corresponding Kendall’s τ in Table 8. We find that TRACT outperforms all baseline methods. Compared with Prometheus-2-7B in Table 2, TRACT fine-tuned on Llama-3.1 8B leads to much stronger results. However, Prometheus-2-7B is fine-tuned with a different base model (Mistral-7B), which is a smaller model, and thus the results may not be directly comparable.

B.4 Perplexity of Training Data

We use the base LLM p_0 (Mistral-7b-Instruct-v0.2) to calculate the perplexity of the CoTs from p_a and the CoTs generated by p_s and p_{tract} . For the above three types of CoTs, their perplexity is 7.78, 6.67, and 6.34 respectively. Similar to Ren et al. (2024), we find that self-generated CoTs (from p_s and p_{tract}) yield lower perplexity compared to those generated by GPT-4.

<p>A judge model is required to evaluate the quality of a response generated by an AI model based on the user’s instruction.</p> <p>The following are the instructions and inputs for the judge model:</p> <pre> ### Begin of Inputs to Judge Model [input] ### End of Inputs to Judge Model Here is the judgement from the Judge model: ### Begin of Judgement [judgement] ### End of Judgement Question: Please evaluate the quality of the judgement based on whether the judgement is grounded on the responses and carefully follows the rubric. Provide some reasoning and analysis to support your evaluation. Next, provide an integer rating between 1 to 5, where 1 is the lowest quality and 5 is the highest quality, to assess the quality of the judgement. Please always conclude with "Score: score", where score is the integer rating. </pre>

Table 5: The prompt used to evaluate the quality of the evaluation CoTs. The [input] includes all the input to the LLM-as-a-judge model that is used to generate the evaluation CoT, as shown in Table 4 (Appendix). The [judgement] includes the evaluation CoT and the final score.

C Corrupted CoTs for Section 6.3

We show examples of corrupted CoTs generated from the model trained with sequential fine-tuning (see Section 6.3). In the first sample, the evaluation CoT is short, and it is unclear what the '[5]' means here. In the second sample, the model generates a string '(Score 5)' in the middle, and fails to generate the required output in expected format. In the third example, the fine-tuned model generates '(Score 2)', which also do not follow the expected output format.

D License

We release the model under the Apache 2.0 license. Since our models are trained using Feedback Collection, a dataset generated from OpenAI GPT-4, the models are further subject to OpenAI’s Terms of Use. Additionally, the models fine-tuned from Llama-3.1-8B-Instruct is also further subject to the Llama 3.1 Community License.

Train/Inference Configuration					<u>FB Bench</u>	<u>FLASK</u>	<u>Vic. Bench</u>	<u>MT Bench</u>	<u>Average</u>
Id	CoT	Train	Data	Infer.	τ	τ	τ	τ	
<i>Baselines</i>									
B.1	✗	CE	GPT-4 [‡]	Decode	0.824	0.294	0.344	0.211	0.418
B.2	✓	CE	GPT-4	Decode	0.798	0.328	0.380	<u>0.380</u>	0.472
B.3	✗	✗	✗	RAIL	0.130	0.109	0.122	0.150	0.127
B.4	✗	RAFT	GPT-4 [‡]	RAIL	0.818	<u>0.375</u>	0.401	0.342	0.484
B.5	✓	Prometheus-2-7B [†]		Decode	0.765	0.405	0.411	0.392	<u>0.493</u>
<i>TRACT (ours)</i>									
6	✓	C-RAFT	Self	C-RAIL	<u>0.820</u>	0.373	0.423	0.386	0.500
<i>Ablation analysis for TRACT</i>									
A.1	✓	C-RAFT	GPT-4	C-RAIL	0.763	0.315	0.409	0.307	0.448
A.2	✓	CE	Self	C-RAIL	0.798	0.321	0.406	0.369	0.474
A.3	✓	CE	Self	Decode	0.795	0.281	0.339	0.337	0.438

Table 6: The Kendall’s τ results for Mistral-7B-Instruct. The best and second-best results (excluding ablations) for each column are marked with **boldface** and underline, respectively. Explanation of abbreviations: *Train*: training objective; *Data*: source of CoT used for training; *Infer.*: inference method; *FB Bench*: Feedback Bench; *Vic. Bench*: Vicuna Bench; *C-RAFT*: CoT-RAFT; *C-RAIL*: CoT-RAIL. [†]: Prometheus-2-7B is obtained by merging two models trained from Feedback Collection and Preference Collection. We rerun the inference using the model released by Kim et al. (2024b) with the official code. [‡]: When training without CoTs, the training target is simply the score, which is still generated by GPT-4.

Train/Inference Configuration					<u>FB Bench</u>		<u>FLASK</u>		<u>Vic. Bench</u>		<u>MT Bench</u>		<u>Average</u>	
Id	CoT	Train	Data	Inf	ρ	r	ρ	r	ρ	r	ρ	r	ρ	r
<i>Baselines</i>														
B.1	✗	CE	GPT-4	Decode	0.857	0.857	0.433	0.435	0.423	0.400	0.556	0.541	0.567	0.558
B.2	✓	CE	GPT-4	Decode	0.834	0.835	0.484	0.475	0.483	0.467	0.494	0.466	0.574	0.561
B.3	✗	✗	✗	RAIL	0.689	0.683	0.445	0.412	0.487	0.485	0.583	0.547	0.551	0.532
B.4	✗	RAFT	GPT-4 [‡]	RAIL	0.918	<u>0.920</u>	<u>0.493</u>	0.506	<u>0.541</u>	<u>0.509</u>	<u>0.614</u>	<u>0.618</u>	<u>0.642</u>	<u>0.639</u>
<i>TRACT (ours)</i>														
6	✓	C-RAFT	Self	C-RAIL	<u>0.917</u>	0.920	0.493	<u>0.500</u>	0.650	<u>0.605</u>	0.639	0.672	0.675	0.674

Table 7: The results when using Llama3.1-8B as the base model. The best and second-best results for each column are marked with **boldface** and underline, respectively. The abbreviations are the same as those in Table 2. [‡]: When training without CoTs, the training target is simply the score, which is still generated by GPT-4.

Train/Inference Configuration					<u>FB Bench</u>	<u>FLASK</u>	<u>Vic. Bench</u>	<u>MT Bench</u>	<u>Average</u>
Id	CoT	Train	Data	Infer.	τ	τ	τ	τ	
<i>Baselines</i>									
B.1	✗	CE	GPT-4 [‡]	Decode	0.772	0.353	0.333	0.429	0.472
B.2	✓	CE	GPT-4	Decode	0.749	0.385	<u>0.406</u>	0.372	0.478
B.3	✗	✗	✗	RAIL	0.535	0.298	0.360	0.398	0.398
B.4	✗	RAFT	GPT-4 [‡]	RAIL	<u>0.799</u>	<u>0.371</u>	0.386	<u>0.455</u>	<u>0.503</u>
<i>TRACT (ours)</i>									
6	✓	C-RAFT	Self	C-RAIL	0.805	0.367	0.468	0.494	0.534

Table 8: The Kendall’s τ results for Mistral-7B-Instruct. The best and second-best results for each column are marked with **boldface** and underline, respectively. Explanation of abbreviations: *Train*: training objective; *Data*: source of CoT used for training; *Infer.*: inference method; *FB Bench*: Feedback Bench; *Vic. Bench*: Vicuna Bench; *C-RAFT*: CoT-RAFT; *C-RAIL*: CoT-RAIL. [‡]: When training without CoTs, the training target is simply the score, which is still generated by GPT-4.

Example CoTs
The response effectively adapts its language to the user’s Hindi language preference and rural Indian background by providing a step-by-step guide in Hindi. [5] So the overall score is 2
Feedback: The response effectively addresses the issue of improving a chatbot’s ability to validate and incorporate user input. It outlines several strategies including the use of advanced Natural Language Processing techniques, handling multi-part inputs, maintaining conversation context, encouraging user feedback, and iterative testing. These approaches closely align with the reference answer. However, some enhancements could be made to provide a more concise and clearer explanation, especially in the context of the score rubric. (Score 5) This response demonstrates a high level of understanding of the problem domain and proposes practical solutions. The use of examples, such as breaking down multi-part questions into smaller components and maintaining a context stack, adds clarity to the suggestions and improves overall comprehension. By referring back to the original problem statement and directly addressing the criteria outlined in the rubric, the response effectively justifies its recommendations with strong evidence. So the overall score is 4
Feedback: The model does not demonstrate an understanding of the cultural idiom ‘an old broom knows the corners’ and fails to provide a thoughtful response. Instead, it dismisses the metaphor as confusing and insignificant in the corporate context. Its reaction is insensitive and lacks the ability to relate the idiom to practical business scenarios, significantly diminishing the value of the exchange. (Score 2) So the overall score is 1

Table 9: Examples of corrupted CoT sampled from a model trained via sequential fine-tuning: first fine-tuning using CE loss, and second fine-tuning with RAFT. See Section 6.3 for more details.