

---

# English K\_Quantization of LLMs Does Not Disproportionately Diminish Multilingual Performance

---

Karl Audun K. Borgersen  
 Department of ICT  
 University of Agder  
 karl.audun.borgersen@uia.no

## Abstract

For consumer usage of locally deployed LLMs, the GGUF format and k\_quantization are invaluable tools for maintaining the performance of the original model while reducing it to sizes deployable with consumer-grade hardware. The number of bits dedicated to each weight from the original model is reduced based on how important they are thought to be during model inference. This importance is arrived at through the application of an 'importance matrix'—a relatively small text document meant to be representative of the LLM's standard use-cases. In the vast majority of quants available online, this document is primarily written in English. It was therefore an open question whether performance on English language tasks was preserved through the sacrifice of multilingual performance and whether it can be preserved with alternate importance matrices. This article investigates these hypotheses by quantizing Llama3.3 70B on importance matrices written in three languages (English, Norwegian, and Malayalam) and evaluating them on the MixEval dataset in both English and Norwegian. All experiments related to k\_quantization yielded non-significant results (In all cases  $p > 0.237$ ) indicating that current quantization practices do not disproportionately harm multilingual performance.

## 1 Introduction

Large Language Models (LLMs) have had a remarkable impact on the daily lives of people over the last few years. Despite their global reach, these LLMs are generally formally trained to speak only a few widespread languages, such as English or Chinese. Considering the number of speakers for both English ( $\sim 1.5B$ ), and Mandarin Chinese ( $\sim 1.1B$ ), the choice to use these as a basis for an LLMs conversational ability is hardly surprising when compared to the  $\sim 5.4M$  total Norwegian speakers[1]. However, these LLMs often acquire an ability to speak these relatively uncommon languages regardless through their inclusion in an LLM's pre-training data[2]. For example, while non-English languages were described as out-of-scope for the original llama2 release, its pre-training dataset consisted of 10.3% non-English text of which 0.03% was in Norwegian[3]. Until recently, only the extremely large proprietary LLMs of companies such as OpenAI or Anthropic could do so at a passable level, and this capability was fully beyond the available open-source<sup>1</sup> models available. This changed with the release of newer open-source models such as version Llama3.3[4] and Deepseek v3[5]. A qualitative sample of the difference between older and newer models is shown in Figure 1.

---

<sup>1</sup>including open weights models with a permissive license. Henceforth, these will both be referred to as "open-source"

| Prompt:   |  |
|---|--|
| Hvem var norges første konge?   |  |
| Note: Prompt written in Norwegian Bokmål. Translation: "Who was the first king of Norway?"  |  |
| llama2 13B:   | llama3.3 70B:  |
| Hei, ja det er kjempefint å høre på deg!<br>Du spør after Norway's first king, ya?<br>Well, let me tell ya, the first king of Norway was Harald Fairhair. He lived way... | Ifølge norsk historie og tradisjon var Harald Hårfagre Norges første konge. Han regjerte fra ca. 872 til 933 og er kjent for å ha samlet Norge under ett styre etter slaget på Hafrsfjord i 872... |
| Randomly switches between Norwegian and English before veering off into completely English text. The Norwegian is correctly spelled but barely coherent.                  | Maintains coherent Norwegian throughout the response. Provides factually correct historical context and dates.   |

Figure 1: A comparison of the first few sentences of an older and a newer iteration of Llama LLM prompted to answer in Norwegian.<sup>4</sup>

The extreme multilingualism of modern LLMs has been achieved through many different training techniques, the most prominent of these being the sheer size of the models. The unique quirks of each language require the dedication of a significant number of weights, even if the exact nature and magnitude of these weights remains uncertain due to the black box nature of LLMs and Machine Learning (ML) as a whole<sup>2</sup>. The amount of memory required to store and run inference on the weights of these models often means that running them is prohibitively expensive for most consumers to run locally. In an effort to combat this problem, researchers have released methods for quantizing ML models, i.e. to reduce the number of bits per weight while retaining as much of the original behavior as possible. As the information known by an LLM is innately tied to its weights, this quantization process will naturally remove some content from its knowledge-base. It is uncertain, however, to what extent the multilinguality of a model is harmed by this process. In particular, in regards to the common methods of quantizing .gguf files that employs the use of an importance matrix, such as k\_quantization. These quantization methods, and those similar to it, do not apply its quantization uniformly across all the weights of a model, rather it uses an example text document to assess the importance of each weight and dedicates fewer bits to those deemed of lesser importance to the functioning of the model. This importance metric text consists primarily of text written in English.

## 2 Related Work

The concept of quantization is nothing new to the field of machine learning. According to Grey and Neuhoﬀ’s survey paper published in 1998, these techniques stem all the way back to 1948 with work relating to pulse- code modulation systems. In this era, quantization generally referred to the mapping of continuous signals into discrete encoding[6]. In more recent times, quantization has gained new relevance as a method for reducing the size and computational cost of ML models, especially in the context of low-power computing. A relatively recent study of these methods has been published by Gholani et al. in 2022[7].

<sup>2</sup>We dive deeper into this topic in Section 2.1

<sup>4</sup>These differences are somewhat exaggerated via cherry-picking, note the difference in model size. While the newer generations of Llama are significantly better at speaking Norwegian, this is generally only evident after a more longer conversation.

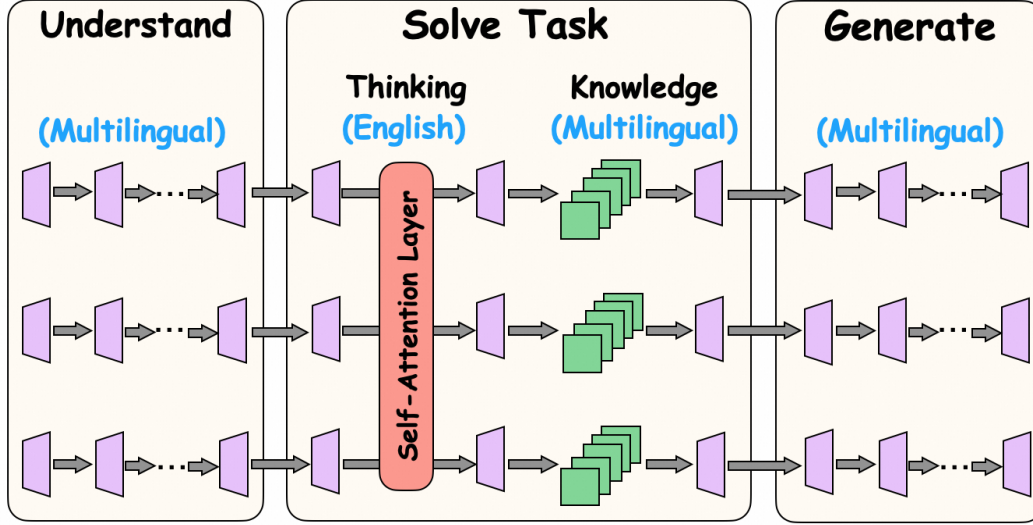


Figure 2: The hypothesized multilingual workflow of Zhao et al. In their view, LLMs convert multilingual queries to English for reasoning in English before it is converted back into the original language. Figure borrowed from[9]

A previous study by Marchisio et al. has investigated this topic for other quantization schemes and found the impact on multilingual performance to be present, but negligible. Across several benchmarks, the performance drop for multilingual tasks is generally measured to be lower than 3%. This decline is more noticeable to human annotators, however, with an average performance drop by 13.1% across all categories. Further, languages with a non-latin script are generally more severely affected by quantization on automated benchmarks[8].

An LLM’s performance in different languages varies significantly based on its prevalence within its pre-training corpus. Li et al. propose and provide a benchmarking of language performance in a recent paper[2].

## 2.1 Previous investigation into Multilingual LLMs

Some previous work exists investigating the inner workings of LLMs concerning multilinguality. Zhao et al. released a paper looking into the neurons of an LLM and their impact on its performance on multilingual tasks. They hypothesize that LLMs take multilingual input, translate it into English, process it, then translate it back into English. Through the application of their framework, they detected a set of neurons which were heavily tied to multilingual performance. By disabling the subset of 0.13% of all neurons, performance on multilingual summarization tasks fell by 99%. [9]

## 3 Method

Few existing open-source LLMs explicitly support Norwegian, however, most attain some level of proficiency in the language passively. We will be using llama3.3 as our initial experimental model. This family of models supports eight languages (English, German, French, Italian, Portuguese, Hindi, Spanish, and Thai)[4]. All experiments will be carried out on the relatively large llama3.3 70b LLMs due to their respectable performance on Norwegian language tasks. Based on experience, LLMs require roughly this number of parameters to perform well on such a minor language without having been explicitly trained to support it.

Several different datasets exist that may be used to evaluate the performance of an LLM. One of the more established of these is MixEval, which was released in June 2024. The dataset notably has a 0.96 model rank correlation with the Chatbot Arena leaderboard[10]—one of the more well respected evaluation methods available today, without incurring the cost of human evaluation. As

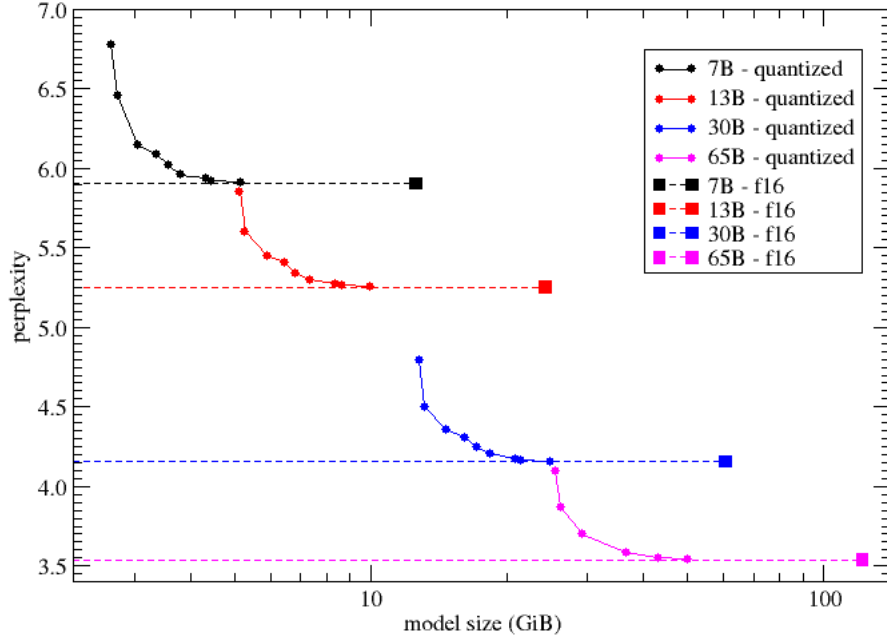


Figure 3: Model perplexity at different levels of quantization measured using wikiText on the different sizes of the original Llama series of models. Graph provided by Kawrakow in k-quant’s initial merge request[13].

prominent datasets for LLM evaluation tend to contaminate training data, MixEval proposes a novel pipeline for dynamically building a dataset based on a mixture of existing LLM benchmarks. The dataset is updated regularly to maintain its integrity in the face of contamination. We will be using the 2024 – 06 – 01 for our evaluation, a date well beyond the Llama3.3 data cut-off date of 2023 – 12 – 01. The dataset is split into two portions, MixEval and MixEval-hard, in which the hard section represents questions that are deliberately picked to distinguish between stronger models. For this project we will be using the standard difficulty version of the dataset[11].

K-quant and the application of an importance matrix are methods for quantization developed by Iwan Kawrakow. While these methods have never been formally published in the form of a paper at the time of writing<sup>5</sup>, it has become ubiquitous due to its inclusion in the llamacpp library—as evidenced by how prevalent the quantization scheme is for the .gguf format[13, 14]. While other approaches arrive at the importance matrix by looking at the weights gradient from a training run on a set of training tokens, this implementation calculates an approximation of these values based on the activations on a set of inferences.

### 3.1 Importance Matrix

One of the more prominent providers of llm gguf files is the Huggingface user Colin ‘bartowski’ Kealty, who kindly provides the source text used for his importance matrices. The text consists

<sup>5</sup>“There are no papers on k- or i-quants because I don’t like writing papers. Combined with me enjoying the luxury of not needing another paper on my CV, and me not looking for a job or for investment, I see no reason to go and advertise on arXiv.” - Kawrakow[12]

**Question:** When was the last time ku won the championship?  
**Answer:** 2022

Figure 4: One of the example questions from MixEval’s five-shot template.

of primarily English content describing several diverse domains compiled with the help of users "Dampf" and "Kalomaze". This source text has been machine-translated via gpt-4o into Norwegian for our own quantization purposes, and 0.63% of it has been pruned due to being untranslatable. The pruned section primarily consisted of riddles built around spelling and wordplay. Further, for our baseline importance matrix in English, the non-English sections have been removed.

### 3.2 MixEval Experiment Parameters

All questions are provided in both Norwegian and English. The temperature of the generation is set to 0 to ensure deterministic output. Prompts are modeled after the prompts listed in MixEval’s Github repo. The LLM is constrained to answer a valid choice index within the first token of the response. The limitation of a single token response significantly hampers the LLM’s performance on certain tasks but should be a more objective evaluation of its ability to solve a task in a single forward pass, due to the inherent stochasticity of token generation. In particular, subjects relating to mathematics perform poorly in this environment in which chain-of-thought tokens would be especially useful. Further, the constraint towards valid responses could favor the weaker quantized models by preventing them from mistakenly failing to follow the original prompt.

For the free-form portion of the dataset, we again use the prompt suggested by the developers with a llama3.3 70B instance as a judge. The judge prompts have been altered to remove prompting for an explanation of its judgement to expedite the evaluation process.

## 4 Results & Discussion

Our overall findings indicate that English quantization is more performant than language-dedicated quantized models. With the starting hypothesis that quantizing based on a non-English language significantly alters the performance on a benchmark, no p value is calculated to be lower than 0.2373 for the multiple choice dataset—a clear failure to disprove the null hypothesis. p values were calculated by Monte Carlo simulation with the assumption that the probability found by the English version of each quant tier models the underlying binomial distribution of the success chance for each question.

One possible flaw in our method has been the fact that our importance matrices are machine-translated from English via LLMs, this could potentially bias the importance matrices towards language that appears 'close to English' in the estimation of an LLM. However, since a different, significantly larger LLM was used to translate the importance matrices, this effect should be minimal.

The drop in performance on the Norwegian dataset may be partially explained by errors in translation. Directly translating questions into another language will occasionally lead to an unintended increase in difficulty. Such as if the original language provided some cultural context or accidental inclusion of homonyms in the target language. As an example, in Figure 4, the fact that the question is written in English is a vital clue towards understanding what is being asked.<sup>67</sup>

It seems unlikely to us that the pipeline as mapped out by Zhao et al. in Figure 2 explains the entirety of multilingual behavior within LLMs. Firstly, because machine learning at this scale rarely results in such tidy behavior, and secondly, if this were the case, its ability to respond to multilingual queries would be equal to its ability to translate the given language. Qualitatively this is not the case, translation is a significantly simpler task than instruction following, in our experience. However, our

<sup>6</sup>"ku" here is apparently meant to refer to the Kansas Jayhawks, an American basketball team from Kansas University.

<sup>7</sup>Ku is also the Norwegian word for cow.

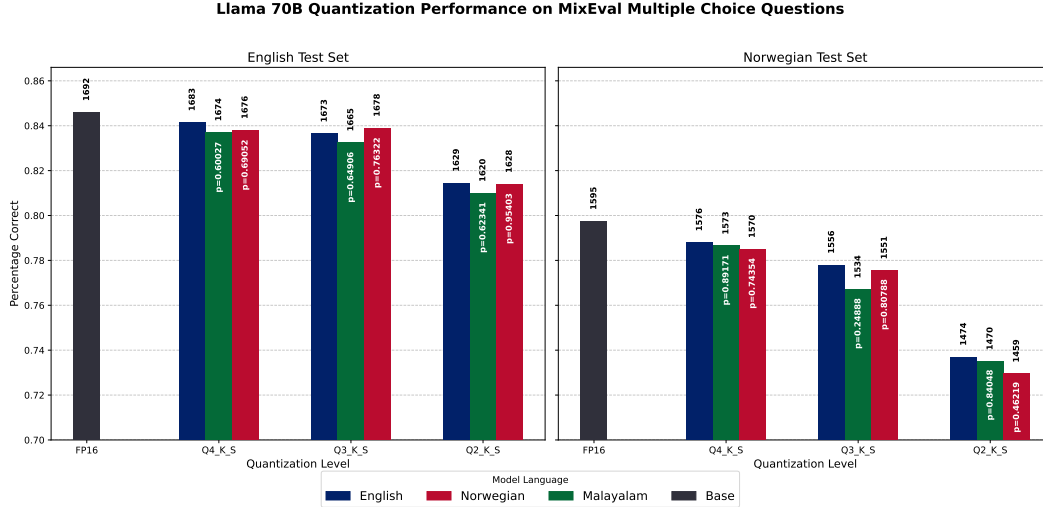


Figure 5: Comparison of percentage correct answers for three different language quants on both the English and Norwegian dataset. Total correct answers out of 2000 are displayed above each bar. P values for each of the results are displayed in white horizontally along the bar.

results do not contradict their hypothesis as performance on both Norwegian and Malayalam tasks appear heavily connected to performance in English.

|                         | fp16     | Q4_K_5  | Q3_K_5  | Q2_K_5  |
|-------------------------|----------|---------|---------|---------|
| <b>File Size</b>        | 131.4 GB | 37.6 GB | 28.8 GB | 22.8 GB |
| <b>Compression Rate</b> | 1.0×     | ~ 3.5×  | ~ 4.6×  | ~ 5.8×  |

Table 1: Relative File Sizes (identical across eng, nor, and mal languages)

A graph of the results for the different quantization methods on the multiple choice questions is shown in Figure 5. There is a slight, but perceptible decline for each successive quant, though this loss is remarkably low when compared to their compression rate, as seen in Table 1. The accuracy of all models also noticeably degrades on the Norwegian dataset as compared to the original English version. This decline in performance is likely explained by a combination of poorer overall performance in Norwegian and an inability to translate technical terms into Norwegian. Ironically, it appears that some of the Norwegian quants perform worse on the Norwegian dataset as compared to the other language quants. However, based on how noisy the results appear to be, the variance is likely due to random chance rather than any pattern between the quants.

The results for the free-form portion of MixEval can be seen in Figure 6. Similarly to the multiple choice questions, the accuracy of the different language quantization quant perform similarly to the English version. Both of the Norwegian and Malayalam quants of Q2\_K\_S arrive at p values lower than the standard significance threshold of 0.05 in English if these were evaluated in isolation. We should keep in mind that these experiments were performed with a common hypothesis for all of them, however, and therefore correct our significance threshold based on the number of experiments performed. By applying, for example, the Bonferroni correction[15] and adjusting the threshold to  $\alpha = \frac{\text{original } \alpha}{\text{number of experiments}}$ . The resulting significance threshold of  $\frac{0.05}{12} = 0.00417$  is still well below the lowest found p value.

#### 4.1 Limitations

Despite the number of experiments already performed, our investigations have only scratched the surface of the number of combinations of LLMs, languages, and quantization schemes to evaluate. A

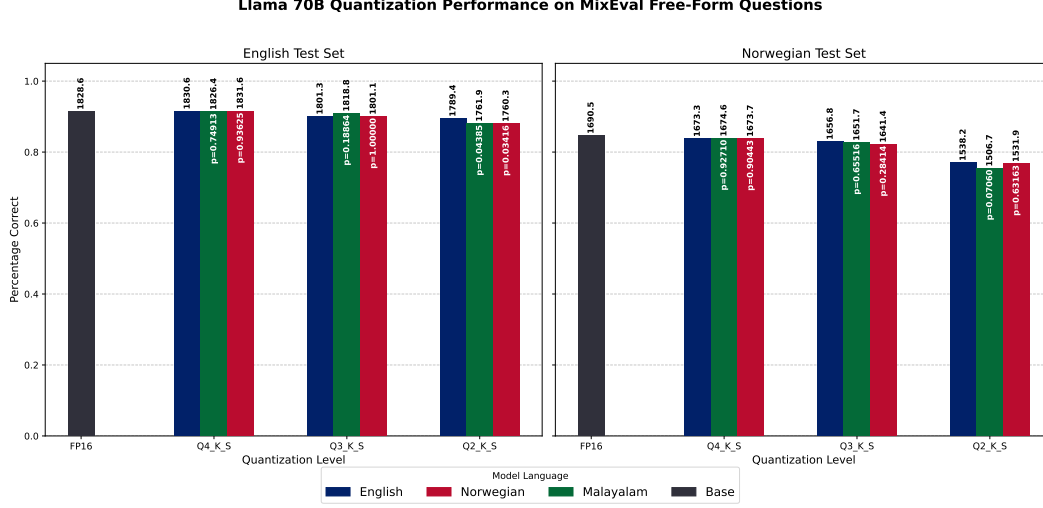


Figure 6: Comparison of performance percentage for three different language quants on both the English and Norwegian dataset. Total points out of a possible 2000 are displayed above each bar. P values for each of the results are displayed in white horizontally along the bar.

more thorough evaluation would account for a wider range of these combinations, however, the results in this article should be good enough to given an indication of the rest of the field.

While the investigated quantization method deprioritizes weights that do not activate with the application of the importance matrix, it still attempts to retain their functionality in some form. The difference in quantization between languages detected by our methods was minimal, but an interesting alternate approach could be to apply a more deliberately destructive quantization method, for example, by deactivating the unused weights.

Marhisio et al.[8] noted a significant decrease in how natural multilingual speech appears as compared to English. This effect is difficult to quantify without human evaluation from native speakers. If we wished to dedicate the resources required to hire human annotators, as Marhisio et al. chose to do, it is still possible that our language-specific quants would outperform the English variants in this respect.

## 5 Conclusion

Our findings corroborate those of Marchisio et al.[8]. Quantization does not appear to meaningfully disproportionately affect multilingual performance. Further, the usage of importance matrices written in non-English does not significantly improve performance on non-English datasets and might in fact *slightly* harm it. However, this reduction in performance is not statistically significant.

## References

- [1] D. M. Eberhard, G. F. Simons, and C. D. Fennig, “Ethnologue 200: What are the top 200 most spoken languages?,” <https://www.ethnologue.com/insights/ethnologue200/>, 2024. Accessed: 2025-02-20.
- [2] Z. Li, Y. Shi, Z. Liu, F. Yang, A. Payani, N. Liu, and M. Du, “Language Ranker: A Metric for Quantifying LLM Performance Across High and Low-Resource Languages,” Dec. 2024. arXiv:2404.11553 [cs].
- [3] H. Touvron, L. Martin, K. Stone, P. Albert, A. Almahairi, Y. Babaei, N. Bashlykov, S. Batra, P. Bhargava, S. Bhosale, D. Bikel, L. Blecher, C. C. Ferrer, M. Chen, G. Cucurull, D. Esiobu, J. Fernandes, J. Fu, W. Fu, B. Fuller, C. Gao, V. Goswami, N. Goyal, A. Hartshorn, S. Hosseini,

- R. Hou, H. Inan, M. Kardas, V. Kerkez, M. Khabsa, I. Kloumann, A. Korenev, P. S. Koura, M.-A. Lachaux, T. Lavril, J. Lee, D. Liskovich, Y. Lu, Y. Mao, X. Martinet, T. Mihaylov, P. Mishra, I. Molybog, Y. Nie, A. Poulton, J. Reizenstein, R. Rungta, K. Saladi, A. Schelten, R. Silva, E. M. Smith, R. Subramanian, X. E. Tan, B. Tang, R. Taylor, A. Williams, J. X. Kuan, P. Xu, Z. Yan, I. Zarov, Y. Zhang, A. Fan, M. Kambadur, S. Narang, A. Rodriguez, R. Stojnic, S. Edunov, and T. Scialom, “Llama 2: Open Foundation and Fine-Tuned Chat Models,” July 2023. arXiv:2307.09288 [cs].
- [4] A. Grattafiori and et al, “The Llama 3 Herd of Models,” Nov. 2024. arXiv:2407.21783 [cs].
- [5] A. Liu and et al., “DeepSeek-V3 Technical Report,” Feb. 2025. arXiv:2412.19437 [cs].
- [6] R. Gray and D. Neuhoff, “Quantization,” *IEEE Transactions on Information Theory*, vol. 44, pp. 2325–2383, Oct. 1998.
- [7] A. Gholami, S. Kim, Z. Dong, Z. Yao, M. W. Mahoney, and K. Keutzer, “A Survey of Quantization Methods for Efficient Neural Network Inference,” in *Low-Power Computer Vision*, pp. 291–326, Boca Raton: Chapman and Hall/CRC, 1 ed., Jan. 2022.
- [8] K. Marchisio, S. Dash, H. Chen, D. Aumiller, A. Üstün, S. Hooker, and S. Ruder, “How Does Quantization Affect Multilingual LLMs?,” Oct. 2024. arXiv:2407.03211 [cs].
- [9] Y. Zhao, W. Zhang, G. Chen, K. Kawaguchi, and L. Bing, “How do Large Language Models Handle Multilingualism?,” Nov. 2024. arXiv:2402.18815 [cs].
- [10] W.-L. Chiang, L. Zheng, Y. Sheng, A. N. Angelopoulos, T. Li, D. Li, H. Zhang, B. Zhu, M. Jordan, J. E. Gonzalez, and I. Stoica, “Chatbot Arena: An Open Platform for Evaluating LLMs by Human Preference,” Mar. 2024. arXiv:2403.04132 [cs].
- [11] J. Ni, F. Xue, X. Yue, Y. Deng, M. Shah, K. Jain, G. Neubig, and Y. You, “MixEval: Deriving Wisdom of the Crowd from LLM Benchmark Mixtures,” Oct. 2024. arXiv:2406.06565 [cs].
- [12] I. 'ikawrakow' Kawrakow, “k-quants.” <https://github.com/ggml-org/llama.cpp/pull/1684#issuecomment-2474462323>, 2023. Accessed: 2025-02-18.
- [13] I. 'ikawrakow' Kawrakow, “k-quants.” <https://github.com/ggml-org/llama.cpp/pull/1684>, 2023. Accessed: 2025-02-18.
- [14] I. 'ikawrakow' Kawrakow, “Importance matrix calculation.” <https://github.com/ggml-org/llama.cpp/pull/4861>, 2023. Accessed: 2025-02-18.
- [15] J. Cao and S. Zhang, “Multiple comparison procedures,” *JAMA : the journal of the American Medical Association*, vol. 312, pp. 543–544, Aug. 2014. tex.eprint: <https://jamanetwork.com/journals/jama/articlepdf/1892228/jgm140005.pdf>.