

Visualising Policy-Reward Interplay to Inform Zeroth-Order Preference Optimisation of Large Language Models

Alessio Galatolo, Zhenbang Dai, Katie Winkle, Meriem Beloucif

Uppsala University

{alessio.galatolo, katie.winkle}@it.uu.se

zhenbang.dai.8990@student.uu.se

meriem.beloucif@lingfil.uu.se

Abstract

Fine-tuning Large Language Models (LLMs) with first-order methods like back-propagation is computationally intensive. Zeroth-Order (ZO) optimisation uses function evaluations instead of gradients, reducing memory usage, but suffers from slow convergence in high-dimensional models. As a result, ZO research in LLMs has mostly focused on classification, overlooking more complex generative tasks. In this paper, we introduce ZOPrO, a novel ZO algorithm designed for *Preference Optimisation* in LLMs. We begin by analysing the interplay between policy and reward models during traditional (first-order) Preference Optimisation, uncovering patterns in their relative updates. Guided by these insights, we adapt Simultaneous Perturbation Stochastic Approximation (SPSA) with a targeted sampling strategy to accelerate convergence. Through experiments on summarisation, machine translation, and conversational assistants, we demonstrate that our method consistently enhances reward signals while achieving convergence times comparable to first-order methods. While it falls short of some state-of-the-art methods, our work is the first to apply Zeroth-Order methods to Preference Optimisation in LLMs, going beyond classification tasks and paving the way for a largely unexplored research direction. Code and visualisations are available at <https://github.com/alessioGalatolo/VisZOPrO>.

1 Introduction

Fine-tuning large language models (LLMs) is a computationally demanding process, often incurring significant costs in terms of both time and memory. Traditional fine-tuning relies on first-order optimisation techniques, such as back-propagation (Rumelhart et al., 1986), which require substantial computational resources due to the calculation and storage of gradients. The memory footprint for storing model parameters, activations, and gradients can be prohibitive, especially

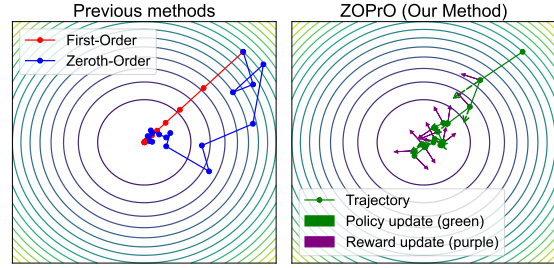


Figure 1: Illustration of how First and Zeroth-Order methods would progress in the optimisation space (left) and our method’s informed progress (right).

for large-scale LLMs (Bender et al., 2021; Rillig et al., 2023; Rimban, 2023; Ding and Shi, 2024).

This has spurred interest in alternative optimisation techniques, such as Zeroth-Order Optimisation (Malladi et al., 2023; Zhang et al., 2024; Shirkevand et al., 2025). Zeroth-Order optimisation (Figure 1, left) presents a compelling alternative by eliminating the need for gradient computation. Instead, it approximates gradients using only function evaluations (i.e., forward passes), typically through finite difference methods. For example, in Simultaneous Perturbation Stochastic Approximation (SPSA) (Spall, 1992; Malladi et al., 2023), the function is evaluated two times, where each time noise is either added or subtracted from the weights and a ‘step’ is taken toward the most promising direction. This significantly reduces memory requirements, as the model needs to be loaded into memory only once. Additionally, due to their very nature, these methods are also inherently fit for optimising non-differentiable objectives such as human preferences (Malladi et al., 2023) where a step can be taken directly towards the preferred model’s generations. While promising, Zeroth-Order methods face challenges in terms of convergence speed, particularly for high-dimensional models like LLMs.

Recent research has explored various strategies to improve the convergence of Zeroth-Order meth-

ods for LLM fine-tuning. These include using strong fixed prompts (Malladi et al., 2023; Zhang et al., 2024), employing meta-learning techniques and combining zeroth-order with first-order methods (Shirkavand et al., 2025). However, all empirical studies to date focus on classification or question-answering tasks, which may not fully capture the complexities associated with fine-tuning LLMs for more complex generative tasks.

In contrast to previous work, we dive into the more challenging and practically relevant problem of Preference Optimisation for LLMs. Preference optimisation involves training a policy model to generate desirable outputs, often guided by a reward model that learns to distinguish between high-quality and low-quality outputs. This process, in many cases, entails iterative training of both models, generally in settings of online learning (Guo et al., 2024a) or as a way to refine the reward model to account for the distribution shift of the policy throughout training (Wang et al., 2024).

To this end, we hypothesise that the evolving dynamics of the policy and reward models during Preference Optimisation can provide valuable information for guiding the search direction of Zeroth-Order methods. We thus begin our investigation by visualising and analysing how popular preference optimisation methods, such as Proximal Policy Optimization (PPO) (Schulman et al., 2017; Ouyang et al., 2022) and Direct Preference Optimization¹ (DPO) (Rafailov et al., 2023), act on the policy and reward model, with particular attention on their relation. Whilst we do not find any statistical *direct* correlation, our visualisation and analysis suggest a significant influence of previous updates on upcoming ones. Further, we find that the reward model’s updates are consistently orthogonal to those of the policy.

We integrate these findings into traditional SPSA by influencing how the random vector is sampled, restricting the sample space to improve the convergence rate. We then show how our modifications do not hinder the theoretical guarantee of convergence. Finally, we evaluate our method (sketched in Figure 1) on various tasks and datasets to show its effectiveness.

Our contributions are as follows:

1. We employ dimensionality reduction tech-

¹As standard DPO does not use any reward directly, we choose one of its variations (Guo et al., 2024a) where we can integrate the reward model.

niques to visualise the evolution of policy and reward model parameters during preference optimisation, providing insights into the underlying dynamics of the training process.

2. Based on the observed dynamics, we develop ZOPrO, a Zeroth-Order Optimisation algorithm specifically tailored for preference optimisation in LLMs. ZOPrO incorporates a novel mechanism to guide the search direction by utilising the inter-dependencies between the policy and reward models.
3. We conduct experiments on multiple tasks and datasets to demonstrate the effectiveness of ZOPrO in fine-tuning LLMs for Preference Optimisation. Our results show that ZOPrO achieves comparable performance to first-order methods while significantly reducing memory usage and iteration time.

2 Related Works

2.1 Preference Optimisation

Reinforcement Learning from Human Feedback (RLHF), or more generally, Preference Optimisation, aims to optimise Machine Learning models to align with complex human judgements and preferences (Christiano et al., 2017). Typically, human feedback data is used to train a reward model, often conceptualised with the Bradley-Terry model (Bradley and Terry, 1952a), as an effective approach to converting human preferences into continuous reward signals (Bai et al., 2022). The reward model is then used to optimise a policy model using Reinforcement Learning algorithms, such as Proximal Policy Optimization (PPO) (Schulman et al., 2017). RLHF has been applied in LLMs across various tasks from sentiment generation (Ziegler et al., 2019) to summarisation (Stiennon et al., 2020b) to instruction following (Ouyang et al., 2022). In this framework, the policy and reward models influence each other in a shared interplay. Updates to the policy shift the text distribution that the reward model evaluates (Lu et al., 2024; Wang et al., 2024; Dou et al., 2024), while updates to the reward model alter the policy’s optimisation trajectory (Li et al., 2024).

Newer methods, such as Direct Preference Optimization (DPO) (Rafailov et al., 2023) and variations (Liu et al., 2024; Gheshlaghi Azar et al., 2024; Ji et al., 2024) avoid the use of Reinforcement Learning, instead relying on *indirect* reward.

However, other works suggest that the use of a reward model or an external judge can still be beneficial (Guo et al., 2024a). Whilst promising, these methods have not replaced RL-based approaches. Newer RL approaches include Group Relative Policy Optimization (GRPO) (Shao et al., 2024), which introduces group-based relative rewards to accelerate convergence and obtain substantial improvements in math and general reasoning (DeepSeek-AI, 2025) or (Ahmadian et al., 2024) which introduces REINFORCE Leave-One-Out (RLOO), a REINFORCE-based approach competitive to PPO with gains in memory utilisation and convergence speed.

Recent works have also explored operations in the weight space to enhance preference alignment. ExPO (Zheng et al., 2025) proposes a linear extrapolation technique to improve model performance after partial or full preference optimisation. Related trends include Rewarded Soups (Rame et al., 2023), which uses Linear Mode Connectivity (LMC) (Frankle et al., 2020) to interpolate between models optimised on diverse reward signals. These methods rely on the assumption that preference-optimised models remain connected via simple geometric transformations, such as *linear* paths in parameter space. While compelling, this assumption is not general and may not (and as we will show, does not) hold in settings where policy and reward models evolve under distinct and potentially divergent optimisation pressures.

2.2 Visualising LLMs

While visualisation techniques are used to understand various aspects of LLMs, few studies directly visualise the model weights. Many focus on visualising the loss landscape to understand generalisation (Yu et al., 2024a), or use dimensionality reduction techniques like t-SNE (van der Maaten and Hinton, 2008) to visualise the distribution of samples in the LLM’s representation space (Yuan et al., 2024). Others explore attention mechanisms and how the model attends to different tokens (Vig, 2019), or visualise code generation as an optimisation problem (Light et al., 2024).

No works explore how the weights move in the parameter space, and no work specifically focuses on the interplay between reward and policy models in preference optimisation.

2.3 Zeroth-Order Methods

While Zeroth-Order (ZO) Optimisation methods have existed for decades (Spall, 1992), their application to large language models (LLMs) is relatively recent (Zhang et al., 2024). This resurgence is driven by the need for memory-efficient fine-tuning techniques (Malladi et al., 2023), particularly for on-device personalisation (Guo et al., 2024b) and addressing the challenges of ever-growing model sizes. Many works (Shirkavand et al., 2025; Yu et al., 2024b; Chen et al., 2024; Jiang et al., 2024) have since applied Zeroth-Order to LLMs, however, all of them explore only classification or question-answering tasks, questioning the method’s applicability to more complex generative tasks such as Preference Optimisation. Works such as (Zhang and Ying, 2025) provide *theoretical* insights into the combination of ZO and Reinforcement Learning from Human Feedback (RLHF), however, their proposed methods are impractical in real-world scenarios, as they suffer from extreme convergence issues, rendering them infeasible.

3 Visualising Preference Optimisation

We begin our investigation by analysing how the policy and reward models are optimised using traditional methods. We simulate multiple training runs across different methods, collecting model checkpoints at various stages of optimisation. At the end of training, we visualise and analyse the weights as updated by each method with particular attention to the interplay between the reward and policy models.

3.1 Experimental Setup

To balance computational efficiency and model performance, we conduct our experiments on Llama-3.2 1B (Llama Team, 2024). This model size enables us to complete training with relatively low resource consumption while still maintaining the capability to be optimised for preference learning, as Llama’s suite already provides a tuned version of such a model.

We select the two most used methods for preference optimisation: PPO (Schulman et al., 2017) and DPO (Rafailov et al., 2023); for the latter, we select its *online* version (Guo et al., 2024a) which integrates a reward model—an essential component for our analysis. The models are trained using Anthropic’s HH-RLHF dataset (Bai et al., 2022), chosen due to its widespread adoption in preference

modelling tasks. After initial testing, we report convergence difficulties with PPO, where the model easily collapses into generating only eos tokens. Due to this, we instead analyse one of its variations, RLOO (Ahmadian et al., 2024). RLOO is very similar to PPO in many aspects, but differs in how it treats actions and in the complexity of its objective. PPO treats each generated token as an individual action. It computes advantages with an extra value model² using Generalized Advantage Estimation (GAE), and optimises a clipped policy ratio. RLOO simplifies this by treating the entire completion as a single action, avoiding the value model altogether. It uses a REINFORCE-style objective with a leave-one-out baseline, sampling k ($= 2$ in our setting) rollouts per query.

For all methods, we adopt an iterative training regime in which, after each iteration, the reward model is updated to better evaluate samples from the policy model, accounting for distribution shifts. We show pseudocode for our training regime in Algorithm 1. For the reward, we use the standard Bradley-Terry model (Bradley and Terry, 1952b).

Tracking weight updates at each iteration is essential for our analysis but poses challenges in terms of storage and computational costs. To mitigate this, we train using Low-Rank Adapters (LoRA) (Hu et al., 2022), which offers a compact, low-rank representation of the model’s weights while preserving optimisation dynamics. We save one checkpoint per iteration and additional intra-iteration snapshots.

3.2 Visualisation and Analysis

Once the checkpoints are collected, we analyse them using popular dimensionality reduction techniques: t-SNE (van der Maaten and Hinton, 2008) and UMAP (McInnes et al., 2018). For t-SNE we use openTSNE (Poličar et al., 2024), with FLt-SNE’s (Linderman et al., 2019) implementation. We use these methods to project the model’s weights into 2D and 3D spaces for visualisation.

UMAP is particularly useful due to its ability to preserve global structure, while t-SNE excels in capturing local neighbourhoods. Given that Preference Optimisation involves structured learning dynamics, we prioritise UMAP for global trajectory analysis. To enable further *quantitative* analysis, we utilise reduced dimensional data (to 10000 using UMAP), retaining key structural patterns while

²Here note that even for PPO, we use the same model both as the value and reward for simplicity.

making computations feasible.

3.3 Results

We show some 2D visualisations of different methods in Figure 3 and 3D visualisations in 2. We include interactive visualisations at <https://alessiogalatolo.github.io/VisZOPr0/>.

Figure 2 presents a comparison of different preference optimisation methods by tracking the trajectory of both the policy and reward models throughout training. Each subfigure illustrates a different optimisation method, with t-SNE and UMAP used to visualise the evolution of the models’ weights. The policy model’s trajectory is depicted in black, while the reward model’s trajectory is in blue. The final checkpoint is marked with a cross.

From the visualisation, we observe distinct convergence behaviours across methods. Online DPO (Figures 2a and 2b) shows a structured trajectory with a relatively stable alignment between the policy and reward models. In contrast, RLOO (Figures 2c and 2d) exhibits a more erratic pattern, indicating a less stable optimisation process. Furthermore, UMAP projections (Figures 2b and 2d) seem to capture global structure better than t-SNE, which tends to emphasise local neighbourhoods.

These insights align with existing literature, where DPO has been shown to exhibit more stable training dynamics compared to RL-based approaches. On the other hand, the non-linear trajectory of optimisation goes in contrast with some literature on model merging (Zheng et al., 2025), which attempts to obtain fully trained models by *linear* extrapolation of partial training weights.

3.4 Quantitative Analysis

To complement our visual analysis, we conduct a quantitative evaluation using several key metrics. Unless otherwise specified, all analyses were performed on dimensionally reduced data (to 10000 dimensions via UMAP) due to the prohibitive memory requirements of operating in the original weight space. We report here the most important finding but we also include more details and plots in the Appendix.

Starting from (online) DPO, we record a Procrustes disparity between the reward and policy models of 0.767, indicating a notable but not extreme divergence between their respective trajectories. This suggests that while the models undergo different updates, their overall evolution maintains a degree of coherence.

Algorithm 1 Iterative Policy Optimisation and Reward Model Refinement

Require: SFT model π_{SFT} , Reward model R_0 , Number of iterations N , Prompt dataset D_{prompt}

- 1: $\pi_0 \leftarrow \pi_{SFT}$ ▷ Initialize policy
- 2: **for** $i \leftarrow 1$ to N **do** ▷ 1. Policy Optimisation (One Iteration)
- 3: $\pi_i \leftarrow \text{OptimisePolicy}(\pi_{i-1}, R, \pi_{SFT}, D_{prompt})$ ▷ Optimize policy using current reward model
- 4: $dataset \leftarrow []$ ▷ 2. Data Collection to update reward model
- 5: **for** each prompt p in D_{prompt} **do** ▷ Initialize dataset for reward model update (list of tuples)
- 6: $gen_1 \leftarrow \text{Generate}(\pi_i, p)$ ▷ Generate with current policy
- 7: $gen_2 \leftarrow \text{Generate}(\pi_i, p)$ ▷ Generate a second response for the same prompt
- 8: $accepted, rejected \leftarrow \text{Judge}(gen_1, gen_2, p)$ ▷ Get external judge's preference
- 9: $dataset.append((p, accepted, rejected))$ ▷ Add tuple to dataset
- 10: **end for** ▷ 3. Reward Model Update, adjusting for distribution shift
- 11: $R_i \leftarrow \text{RefineRewardModel}(R_{i-1}, dataset)$ ▷ Update reward model using the new data
- 12: **end for**
- return** $[\pi_1, ..., \pi_N], [R_1, ..., R_N]$

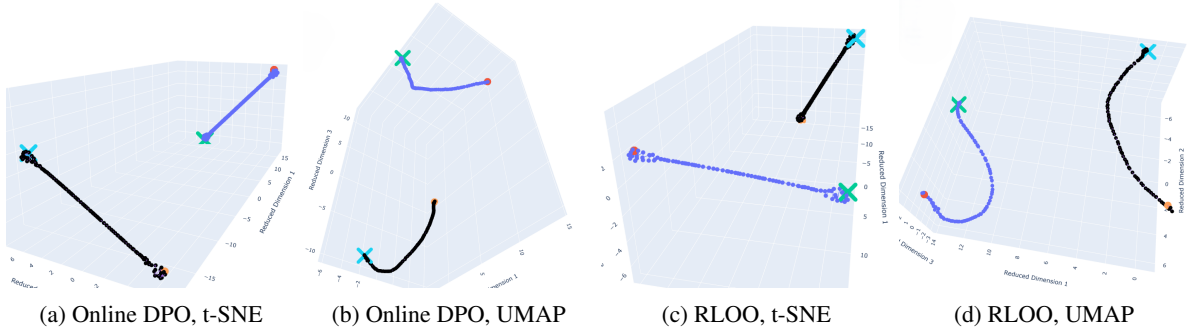


Figure 2: 3D visualisation of training. Policy model is in black, reward is in blue and the cross indicates the last checkpoint.

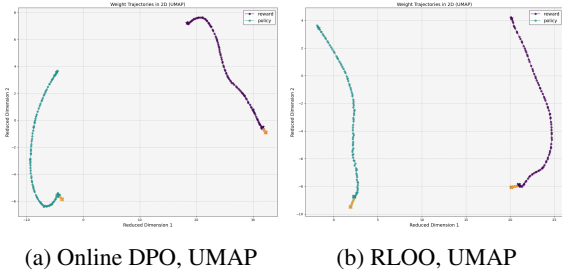


Figure 3: 3D visualisation of training. Policy is in cyan, while in purple is the reward model. In orange we project a prediction of upcoming steps.

Additionally, we track the distance correlation between the reward and policy models across training iterations. While initial correlation is relatively low (0.180 at time step 0), it exhibits fluctuations throughout training, with notable peaks of 0.241, 0.313 and 0.253. This suggests that the interaction between the models is not constant but undergoes periodic alignment and divergence.

To further examine alignment, we compute the relative angle between weight vectors at each step. The observed angles are mostly around 90 ± 5 degrees with small oscillations in certain stages.

Finally, we compute the Pearson correlation of weight changes between reward and policy models. The values fluctuate significantly, with both positive and negative correlations observed throughout training, reinforcing the hypothesis that the optimisation trajectories are non-monotonic but exhibit periodic phases of alignment.

For RLOO, the Procrustes disparity is higher

at 0.832, suggesting greater divergence between the reward and policy models. Distance correlation remains more variable and lower overall, with values ranging from 0.141 to 0.262. The relative angles between weight vectors show similar trends, with fewer instances of oscillation compared to Online DPO. Pearson correlation of weight changes further highlights this instability, with large fluctuations between positive and negative correlations throughout training.

These findings indicate that Online DPO maintains a structured but dynamic interaction between reward and policy models, contributing to its observed stability. In contrast, RLOO demonstrates higher divergence and weaker alignment, consistent with its more erratic optimisation trajectory observed in the visualisations.

Motivated by our observations on relative angles, we conduct a detailed analysis of orthogonality. Specifically, we examine model weights in their original dimensional space, assessing orthogonality both at the overall model level and layer-wise. Our empirical findings demonstrate consistent orthogonality between reward and policy updates across both methods. While both models originate from the same pretrained model (e.g., Llama), their updates quickly diverge due to distinct optimisation objectives. At iteration 0, this scenario closely mirrors that of Yu et al. (2020), who showed that conflicting gradient updates naturally arise in multi-objective contexts with shared initial parameters. As training progresses, however, the analogy weakens due to increasing parameter divergence. Nonetheless, our results extend the broader insight empirically into the context of two interacting but distinct processes—reward modelling, which employs discriminative supervised learning, and policy optimisation, which involves generative preference optimisation.

4 ZOPrO: Zeroth-Order Preference Optimisation

In this section, we introduce Zeroth-Order Preference Optimisation (ZOPrO), a method for optimising policies in RLHF-like settings without explicit gradient information. We first formalise the iterative training process, describing our adaptation of Simultaneous Perturbation Stochastic Approximation (SPSA) for policy optimisation, and finally present our novel sampling strategy that takes into account the insights gained with our visualisation

analysis, in particular, we exploit the orthogonality between policy and reward updates and the relation between each policy update and its consequent.³

4.1 Formalisation

We consider a policy model π_θ trained iteratively using a reward model R_ϕ . The reward model is updated at the end of each iteration to account for the distribution shift induced by changes in π_θ . Here, $\theta \in \mathbb{R}^d$ represents the parameters of the policy model, while $\phi \in \mathbb{R}^{d+b}$ includes both the shared parameters and the additional value head of R_ϕ with b extra parameters.

Let $\Delta\pi_t$ denote the difference between consecutive policy iterations $\pi_\theta^{(t)}$ and $\pi_\theta^{(t-1)}$, and define $\Delta R_t = R_\phi^{(t)} - R_\phi^{(t-1)}$. For ease of notation, we omit explicit dependencies on θ and ϕ , focusing only on shared parameters (thus excluding R ’s value head). Each training iteration can consist of multiple steps and epochs, forming a complete training cycle. Our empirical findings suggest that $\Delta\pi_{t+1}$ exhibits high similarity to $\Delta\pi_t$ and remains largely orthogonal to ΔR_t .

Our proposed ZOPrO method utilises this structure in conjunction with SPSA (Spall, 1992), as the base of the ZO algorithm, and RLOO (Ahmadian et al., 2024), as the objective function.⁴

4.1.1 Optimisation via SPSA

SPSA is a gradient-free optimisation algorithm that estimates gradients using function evaluations at perturbed parameter values:

$$\hat{g}_i \approx \frac{\mathcal{J}(\theta_i + \varepsilon_i z_i) - \mathcal{J}(\theta_i - \varepsilon_i z_i)}{2\varepsilon_i} z_i, \quad (1)$$

where z_i is a random perturbation direction (e.g., Gaussian or Rademacher noise), and i denotes an individual step within iteration t . Under standard smoothness assumptions, this scheme ensures convergence to a local optimum given a suitable step-size schedule.

In our approach, we retain the RLOO objective function $\mathcal{J}(\theta)$ while modifying how z_i is sampled to enhance convergence. Specifically, we reduce the sampling space by incorporating knowledge from previous updates.

³Our code is available at <https://github.com/alessioGalatolo/VisZOPrO>, we also include training details in the Appendix to favour reproducibility.

⁴Whilst we use RLOO as an exemplar objective, our method can be easily extended to other RL-based objectives without substantial changes.

Note how our approach is also validated by previous attempts at surrogate or prior-guided strategies in ZO methods such as (Cheng et al., 2021; Meier et al., 2019), which influence their sampling through the use of multiple ‘oracle gradient directions’. In our case, we ground our perturbation strategy in empirical evidence and reuse the updates from the previous iteration. In particular, prior works had to use ‘oracle’ directions as ZO updates are very noisy locally and cannot be used directly. Our method instead leverages the weight updates over a whole iteration, making their use possible.

4.1.2 Adaptive Perturbation Strategy

To compute perturbation directions z , we first utilise $\Delta\pi_t$ with a scaling factor α , which starts at 1 and decays to 0 throughout each iteration. Next, we sample a random noise vector from a multivariate standard normal distribution, $\mathcal{N}(0, I_d)$, and project it onto the orthogonal complement of ΔR_t , yielding u_i . A preliminary perturbation vector \hat{z}_i is given by:

$$\hat{z}_i = \alpha_i \Delta\pi_t + \sqrt{1 - \alpha_i^2} u_i.$$

Here, α_i ensures stability early in the iteration by leveraging structured updates and promotes exploration towards the end when $\Delta\pi_t$ may lose significance. Further, towards the end of the iteration, we ensure orthogonality to ΔR_t as expected by our empirical results.

Due to their nature, $\Delta\pi_t$ and u_i can be very different in magnitude, with one overshadowing the other, despite the regularising factor α_i . For this, we normalise u_i by $\Delta\pi_t$ yielding our final z_i :

$$z_i = \alpha_i \Delta\pi_t + \sqrt{1 - \alpha_i^2} \frac{u_i}{\|u_i\|} \|\Delta\pi_t\| \quad (2)$$

Normalising u_i instead of $\Delta\pi_t$ is key to our method. In fact, while one might expect the opposite, $\Delta\pi_t$ is generally (much) smaller than u_i . Normalising $\Delta\pi_t$ instead, would thus introduce great instability in the training.

4.2 Convergence Analysis

Whilst it is not our aim to provide a full proof of convergence, as standard results exist for SPSA (Spall, 1992; Malladi et al., 2023), we highlight why our modifications do not disrupt the theoretical guarantees of convergence. A potential concern is that our structured perturbation strategy may

constrain the search space, potentially hindering convergence to an optimum. However, we show that this is not the case.

First, the deterministic component $\Delta\pi_t$ in our perturbation formulation vanishes as α decays to zero, ensuring that stochastic exploration remains dominant late in the iteration. This preserves the key stochastic approximation properties required for convergence.

Second, our empirical analysis suggests that $\Delta\pi_{t+1} \perp \Delta R_t$, justifying the projection of updates onto $\{\Delta R_t\}^\perp$. This ensures that policy updates do not interfere with the evolving reward model, maintaining consistency throughout training. Notably, if ΔR_t is small, $\{\Delta R_t\}^\perp$ remains nearly the full parameter space. If ΔR_t varies smoothly, the projected subspace remains stable across iterations. Moreover, since reward model updates occur at a slower timescale—regulated through training variables—the policy has sufficient time to adapt before significant changes to R .

Finally, we argue that the standard smoothness assumption on \mathcal{J} remains reasonable in preference optimisation. This follows from three observations: (1) the policy π_θ is parametrised by a differentiable neural network, making it locally Lipschitz in θ ; (2) transitions and rewards typically vary smoothly or can be treated as bounded noise; and (3) non-smooth aspects of the environment are mitigated by restricting updates to a local neighbourhood, as in RLOO. As a result, $\mathcal{J}(\theta)$ is effectively smooth over the relevant parameter space, ensuring that standard stochastic approximation results apply and θ converges to a stationary point.

5 Experiments

Among the challenges of effective optimisation of ZO methods is a careful balance of the hyperparameters η and ε : when these values are too high, the model rapidly degenerates into generating incoherent outputs; if they are too low, the model fails to improve. The challenge is further exacerbated in the context of Preference Optimisation, where improvements are subtle compared to classification tasks (previous works), in which performance gains are more easily quantifiable. For this, we sweep over multiple values of ε (the perturbation multiplier) and learning rates η using a standard grid search approach where we check 9 combinations of these values. We select the most promising ones based on their reward improvement and keep them

fixed across tasks.

For our experiments, we adopt a similar iterative training to that described in Section 3.1 and Algorithm 1. We initially only consider a single model, Llama 3.2 1B (Llama Team, 2024), the previously used task of building a conversational assistant and add two new tasks: summarisation, through the dataset ‘Summarize from Feedback’ (Stiennon et al., 2020a), and machine translation through the dataset WMT20 (Barrault et al., 2020).

5.1 Results

In Table 1 we show various metrics comparing our method with RLOO and PPO⁵ over a complete iteration of training. Here, we report the average reward at the end of the iteration compared to the beginning, the time the method took to complete the iteration, the reward ‘gained’ over time (i.e., how fast in wall-clock time the method is improving) and the peak memory usage. We can see that our method whilst reporting the lowest reward ‘gains’ at the end of the iteration, is the fastest. This conforms to previous ZO methods where every step brings very little improvement but at much less cost in terms of time and memory.

We further illustrate this phenomenon in Figure 4 where we plot the reward over time for the ‘Conversation’ task. Here, besides our method and RLOO, we also plot ‘RLOO adjusted by time’, where we adjust RLOO’s x axis to match the time of our method. This shows how our method can be competitive to RLOO if given enough *steps*.

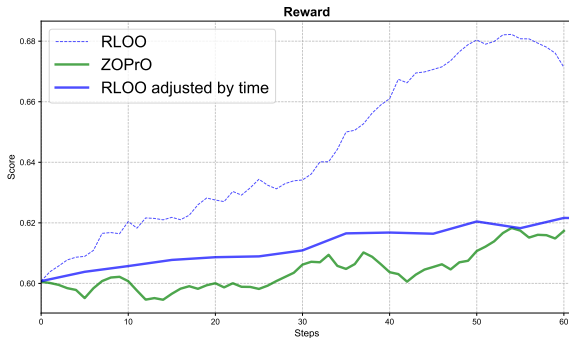


Figure 4: Reward over time of our method compared to RLOO. ‘RLOO adjusted by time’ represents RLOO performance, if it were given same training time as ZOPrO. The data for all methods has been smoothed.

⁵We do not compare with Online DPO due to the difference in objectives between the methods.

Method	Task	Reward \uparrow	Time \downarrow	Reward / Time \uparrow	Peak Memory \downarrow
PPO	Conv.	-0.4	5h30h	-0.0012	18 GB
	Summ.	+0.7	49m	+0.014	
	MT	+0.11	1h15h	+0.0015	
RLOO	Conv.	+0.5	5h	+0.0017	18.5 GB
	Summ.	+0.15	42m	+0.0035	
	MT	+0.20	36m	+0.005	
ZOPrO	Conv.	+0.25	1h20m	+0.0031	12 GB
	Summ.	+0.17	14m	+0.012	
	MT	+0.15	6m	+0.025	

Table 1: Comparison of performance and resource utilisation over one iteration for all methods, with the same starting point. All experiments were done on $4 \times A100$ with 40GB of VRAM.

5.2 Hyperparameter Sensitivity

During our experiments, we found the values of ε and η to have a significant influence on training performance. Concretising in suboptimal training times and sometimes in policy degeneration. To further investigate this, we report the results of our hyperparameter search done with our method to obtain the results in Table 2. In particular, these results are relative to the ‘Conversation’ task that proved to be the most difficult during our testing.

Learning rate (η)	Perturbation rate (ε)	Reward \uparrow
1e-3	1e-3	+0.06
	1e-4	+0.2
	1e-5	-1.9 (collapsed)
1e-4	1e-3	+0.1
	1e-4	+0.14
	1e-5	+0.03
1e-5	1e-3	+0.13
	1e-4	+0.25
	1e-5	+0.21

Table 2: Additional results on other model families. [†]Gemma 2, contrary to the Llama and Qwen, does not officially support any language other than English.

Here, we note how even with a not particularly thorough hyperparameter search, most of the combinations yield good results, with more than half showing significant improvement. Based on this, we believe a good strategy for hyperparameter selection would be to select a small learning rate (e.g., 1e-5) and a perturbation that matches it. This should avoid model collapse at the cost of possibly slower improvement. Then, it is possible to speed up the performance gains by progressively increasing both hyperparameters, starting from the perturbation rate.

5.3 Additional Model Families

After initial positive results, we extend our experiments to two additional model families: Qwen 2.5 (Qwen Team, 2025) with its 1.5B model and Gemma 2 (Gemma Team, 2024) with its 2.4B model. These additional results, shown in Table 3, corroborate our methodology even further by showing consistent improvement across model families and tasks.

Model	Task	Reward \uparrow
Qwen 2.5	Conv.	+0.28
	Summ.	+0.3
	MT	+0.15
Gemma 2	Conv.	+0.13
	Summ.	+0.23
	MT	+0.25 [†]

Table 3: Additional results on other model families.

[†]Gemma 2, contrary to the Llama and Qwen, does not officially support any language other than English.

6 Conclusions

In this work, we presented a comprehensive visual and quantitative analysis of Preference Optimisation dynamics by tracking the training evolution of both policy and reward models through popular methods. Our visualisations using t-SNE and UMAP revealed structured training trajectories, within each model (e.g., policy at iteration t compared to $t + 1$) and in relation to each other (i.e., policy compared to reward). These insights guided the development of ZOPrO, the first Zeroth-Order method applied to the task of Preference Optimisation, where all previous methods only considered classification or question-answering.

ZOPrO uses our empirical findings to restrict its gradient search and thus improves its convergence rate. This is done by implementing a modified SPSA approach with an adaptive perturbation strategy that balances a deterministic component (from prior policy and reward updates) and restricted stochastic exploration. We show how this choice preserves theoretical convergence guarantees. Our experiments on the tasks of summarisation, machine translation and conversational assistants, show that ZOPrO achieves consistent improvements in reward while maintaining a lower memory footprint and faster per-iteration runtime than first-order methods. This inherently comes with less overall improvement per step, putting our

method just behind state-of-the-art performance. Nevertheless, we demonstrate that gradient-free, Zeroth-Order optimisation can be both viable and competitive even when targeting Preference Optimisation.

Acknowledgements

We thank Caterina Nottolini for her valuable help in double-checking the mathematical details and for insightful brainstorming throughout the development of this work.

The computations and data handling were enabled by resources provided by the National Academic Infrastructure for Supercomputing in Sweden (NAISS) at Alvis, C3SE (Chalmers) partially funded by the Swedish Research Council through grant agreement no. 2022-06725.

Limitations

Despite the promising results, several limitations warrant discussion. First, while ZOPrO exhibits faster training iterations and lower memory usage, its per-step improvements are inherently noisier compared to first-order methods like RLOO. Further, it necessitates careful tuning of hyperparameters such as the perturbation multiplier ε and the learning rate η . During our testing, we did a sweep over 9 combinations of these hyperparameters. Whilst almost all combinations avoided model collapse and more than half showed significant improvement, future work could explore more advanced scheduling or tuning of these hyperparameters for more robust results.

Our evaluation methodology is lightweight and focused by design. Currently, we assess model performance primarily through reward progression over training iterations. As a first work in this space, we mainly want to prove the feasibility of ZO methods, however, a more robust evaluation would be needed in further developments of these approaches. Such evaluation would need to directly compare outputs across different models using human or automated ranking metrics.

ZOPrO was implemented following RLOO’s objective. Whilst generalising it to similar objectives (e.g., PPO) can be straightforward, our method can only be applied to *iterative* training regimes. Indeed, the relaxation of the sampling strategy could allow the adaptation to other objectives (such as standard DPO), however, this would cause a slowdown in the convergence rate. We leave such inves-

tigation to future works.

Our experiments were conducted on relatively small models (1.2-2.4B) but varying tasks (conversation, summarisation, and machine translation) and model families (Llama, Qwen and Gemma). As such, the scalability of ZOPrO to larger models remains to be fully evaluated.

References

- Arash Ahmadian, Chris Cremer, Matthias Gallé, Marzieh Fadaee, Julia Kreutzer, Olivier Pietquin, Ahmet Üstün, and Sara Hooker. 2024. Back to basics: Revisiting reinforce style optimization for learning from human feedback in llms. *arXiv preprint arXiv:2402.14740*.
- Yuntao Bai, Andy Jones, Kamal Ndousse, Amanda Askell, Anna Chen, Nova DasSarma, Dawn Drain, Stanislav Fort, Deep Ganguli, Tom Henighan, et al. 2022. Training a helpful and harmless assistant with reinforcement learning from human feedback. *arXiv preprint arXiv:2204.05862*.
- Loïc Barrault, Magdalena Biesialska, Ondřej Bojar, Marta R. Costa-jussà, Christian Federmann, Yvette Graham, Roman Grundkiewicz, Barry Haddow, Matthias Huck, Eric Joannis, Tom Kocmi, Philipp Koehn, Chi-kiu Lo, Nikola Ljubešić, Christof Monz, Makoto Morishita, Masaaki Nagata, Toshiaki Nakazawa, Santanu Pal, Matt Post, and Marcos Zampieri. 2020. [Findings of the 2020 conference on machine translation \(WMT20\)](#). In *Proceedings of the Fifth Conference on Machine Translation*, pages 1–55, Online. Association for Computational Linguistics.
- Emily M. Bender, Timnit Gebru, Angelina McMillan-Major, and Shmargaret Shmitchell. 2021. [On the dangers of stochastic parrots: Can language models be too big?](#) In *Proceedings of the 2021 ACM Conference on Fairness, Accountability, and Transparency*, FAccT '21, page 610–623, New York, NY, USA. Association for Computing Machinery.
- Ralph Allan Bradley and Milton E. Terry. 1952a. Rank analysis of incomplete block designs: I. the method of paired comparisons. *Biometrika*, 39(3-4):324–345.
- Ralph Allan Bradley and Milton E. Terry. 1952b. [Rank analysis of incomplete block designs: I. the method of paired comparisons](#). *Biometrika*, 39(3/4):324–345.
- Yiming Chen, Yuan Zhang, Liyuan Cao, Kun Yuan, and Zaiwen Wen. 2024. [Enhancing zeroth-order fine-tuning for language models with low-rank structures](#). *Preprint*, arXiv:2410.07698.
- Shuyu Cheng, Guoqiang Wu, and Jun Zhu. 2021. [On the convergence of prior-guided zeroth-order optimization algorithms](#). In *Advances in Neural Information Processing Systems*.
- Paul F. Christiano, Jan Leike, Tom Brown, Miljan Martić, Shane Legg, and Dario Amodei. 2017. Deep reinforcement learning from human preferences. In *Advances in Neural Information Processing Systems*, volume 30. Curran Associates, Inc.
- DeepSeek-AI. 2025. [Deepseek-r1: Incentivizing reasoning capability in llms via reinforcement learning](#). *Preprint*, arXiv:2501.12948.
- Yi Ding and Tianyao Shi. 2024. [Sustainable llm serving: Environmental implications, challenges, and opportunities : Invited paper](#). In *2024 IEEE 15th International Green and Sustainable Computing Conference (IGSC)*, pages 37–38.
- Shihan Dou, Yan Liu, Enyu Zhou, Tianlong Li, Haoxiang Jia, Limao Xiong, Xin Zhao, Junjie Ye, Rui Zheng, Tao Gui, et al. 2024. Metarm: Shifted distributions alignment via meta-learning. *arXiv preprint arXiv:2405.00438*.
- Jonathan Frankle, Gintare Karolina Dziugaite, Daniel Roy, and Michael Carbin. 2020. [Linear mode connectivity and the lottery ticket hypothesis](#). In *Proceedings of the 37th International Conference on Machine Learning*, volume 119 of *Proceedings of Machine Learning Research*, pages 3259–3269. PMLR.
- Google Deepmind Gemma Team. 2024. [Gemma 2: Improving open language models at a practical size](#). *Preprint*, arXiv:2408.00118.
- Mohammad Gheshlaghi Azar, Zhaohan Daniel Guo, Bilal Piot, Remi Munos, Mark Rowland, Michal Valko, and Daniele Calandriello. 2024. [A general theoretical paradigm to understand learning from human preferences](#). In *Proceedings of The 27th International Conference on Artificial Intelligence and Statistics*, volume 238 of *Proceedings of Machine Learning Research*, pages 4447–4455. PMLR.
- Shangmin Guo, Biao Zhang, Tianlin Liu, Tianqi Liu, Misha Khalman, Felipe Llinares, Alexandre Rame, Thomas Mesnard, Yao Zhao, Bilal Piot, Johan Ferret, and Mathieu Blondel. 2024a. [Direct language model alignment from online ai feedback](#). *Preprint*, arXiv:2402.04792.
- Wentao Guo, Jikai Long, Yimeng Zeng, Zirui Liu, Xinyu Yang, Yide Ran, Jacob R. Gardner, Osbert Bastani, Christopher De Sa, Xiaodong Yu, Beidi Chen, and Zhaozhuo Xu. 2024b. [Zeroth-order fine-tuning of LLMs with extreme sparsity](#). In *2nd Workshop on Advancing Neural Network Training: Computational Efficiency, Scalability, and Resource Optimization (WANT@ICML 2024)*.
- Edward J Hu, yelong shen, Phillip Wallis, Zeyuan Allen-Zhu, Yanzhi Li, Shean Wang, Lu Wang, and Weizhu Chen. 2022. [LoRA: Low-rank adaptation of large language models](#). In *International Conference on Learning Representations*.
- Haozhe Ji, Cheng Lu, Yilin Niu, Pei Ke, Hongning Wang, Jun Zhu, Jie Tang, and Minlie Huang. 2024.

- Towards efficient exact optimization of language model alignment. In *Forty-first International Conference on Machine Learning*.
- Suoran Jiang, Qingcai Chen, Youcheng Pan, Yang Xiang, Yukang Lin, Xiangping Wu, Chuanyi Liu, and Xiaobao Song. 2024. Zo-adamu optimizer: Adapting perturbation by the momentum and uncertainty in zeroth-order optimization. In *Proceedings of the AAAI Conference on Artificial Intelligence*, volume 38, pages 18363–18371.
- Jiahui Li, Hanlin Zhang, Fengda Zhang, Tai-Wei Chang, Kun Kuang, Long Chen, and Jun Zhou. 2024. Optimizing language models with fair and stable reward composition in reinforcement learning. In *Proceedings of the 2024 Conference on Empirical Methods in Natural Language Processing*, pages 10122–10140, Miami, Florida, USA. Association for Computational Linguistics.
- Jonathan Light, Yue Wu, Yiyu Sun, Wenchao Yu, Yanchi liu, Xujiang Zhao, Ziniu Hu, Haifeng Chen, and Wei Cheng. 2024. Scattered forest search: Smarter code space exploration with llms. *Preprint*, arXiv:2411.05010.
- George C Linderman, Manas Rachh, Jeremy G Hoskins, Stefan Steinerberger, and Yuval Kluger. 2019. Fast interpolation-based t-sne for improved visualization of single-cell rna-seq data. *Nature methods*, 16(3):243–245.
- Tianqi Liu, Yao Zhao, Rishabh Joshi, Misha Khalman, Mohammad Saleh, Peter J Liu, and Jialu Liu. 2024. Statistical rejection sampling improves preference optimization. In *The Twelfth International Conference on Learning Representations*.
- AI @ Meta Llama Team. 2024. The llama 3 herd of models. *Preprint*, arXiv:2407.21783.
- Taiming Lu, Lingfeng Shen, Xinyu Yang, Weiting Tan, Beidi Chen, and Huaxiu Yao. 2024. It takes two: On the seamlessness between reward and policy model in rlhf. *arXiv preprint arXiv:2406.07971*.
- Sadhika Malladi, Tianyu Gao, Eshaan Nichani, Alex Damian, Jason D Lee, Danqi Chen, and Sanjeev Arora. 2023. Fine-tuning language models with just forward passes. In *Advances in Neural Information Processing Systems*, volume 36, pages 53038–53075. Curran Associates, Inc.
- Leland McInnes, John Healy, Nathaniel Saul, and Lukas Großberger. 2018. Umap: Uniform manifold approximation and projection. *Journal of Open Source Software*, 3(29):861.
- Florian Meier, Asier Mujika, Marcelo Matheus Gauy, and Angelika Steger. 2019. Improving gradient estimation in evolutionary strategies with past descent directions. *Preprint*, arXiv:1910.05268.
- Long Ouyang, Jeffrey Wu, Xu Jiang, Diogo Almeida, Carroll Wainwright, Pamela Mishkin, Chong Zhang, Sandhini Agarwal, Katarina Slama, Alex Ray, John Schulman, Jacob Hilton, Fraser Kelton, Luke Miller, Maddie Simens, Amanda Askell, Peter Welinder, Paul F Christiano, Jan Leike, and Ryan Lowe. 2022. Training language models to follow instructions with human feedback. In *Advances in Neural Information Processing Systems*, volume 35, pages 27730–27744. Curran Associates, Inc.
- Pavlin G. Poličar, Martin Stražar, and Blaž Zupan. 2024. opentsne: A modular python library for t-sne dimensionality reduction and embedding. *Journal of Statistical Software*, 109(3):1–30.
- Alibaba Cloud Qwen Team. 2025. Qwen2.5 technical report. *Preprint*, arXiv:2412.15115.
- Rafael Rafailov, Archit Sharma, Eric Mitchell, Christopher D Manning, Stefano Ermon, and Chelsea Finn. 2023. Direct preference optimization: Your language model is secretly a reward model. In *Advances in Neural Information Processing Systems*, volume 36, pages 53728–53741. Curran Associates, Inc.
- Alexandre Rame, Guillaume Couairon, Corentin Dancette, Jean-Baptiste Gaya, Mustafa Shukor, Laure Soulier, and Matthieu Cord. 2023. Rewarded soups: towards pareto-optimal alignment by interpolating weights fine-tuned on diverse rewards. In *Advances in Neural Information Processing Systems*, volume 36, pages 71095–71134. Curran Associates, Inc.
- Matthias C. Rillig, Marlene Ågerstrand, Mohan Bi, Kenneth A. Gould, and Uli Sauerland. 2023. Risks and benefits of large language models for the environment. *Environmental Science & Technology*, 57(9):3464–3466. PMID: 36821477.
- Erwin L. Rimban. 2023. Challenges and limitations of chatgpt and other large language models. *International Journal of Arts and Humanities*, 4(1):147–152.
- David E Rumelhart, Geoffrey E Hinton, and Ronald J Williams. 1986. Learning representations by back-propagating errors. *nature*, 323(6088):533–536.
- John Schulman, Filip Wolski, Prafulla Dhariwal, Alec Radford, and Oleg Klimov. 2017. Proximal policy optimization algorithms. *Preprint*, arXiv:1707.06347.
- Zhihong Shao, Peiyi Wang, Qihao Zhu, Runxin Xu, Junxiao Song, Xiao Bi, Haowei Zhang, Mingchuan Zhang, YK Li, Y Wu, et al. 2024. Deepseekmath: Pushing the limits of mathematical reasoning in open language models. *arXiv preprint arXiv:2402.03300*.
- Reza Shirkavand, Qi He, Peiran Yu, and Heng Huang. 2025. Bilevel zofo: Bridging parameter-efficient and zeroth-order techniques for efficient llm fine-tuning and meta-training. *Preprint*, arXiv:2502.03604.

James C Spall. 1992. Multivariate stochastic approximation using a simultaneous perturbation gradient approximation. *IEEE transactions on automatic control*, 37(3):332–341.

Nisan Stiennon, Long Ouyang, Jeff Wu, Daniel M. Ziegler, Ryan Lowe, Chelsea Voss, Alec Radford, Dario Amodei, and Paul Christiano. 2020a. Learning to summarize from human feedback. In *NeurIPS*.

Nisan Stiennon, Long Ouyang, Jeffrey Wu, Daniel Ziegler, Ryan Lowe, Chelsea Voss, Alec Radford, Dario Amodei, and Paul F Christiano. 2020b. Learning to summarize with human feedback. *Advances in Neural Information Processing Systems*, 33:3008–3021.

Laurens van der Maaten and Geoffrey Hinton. 2008. Visualizing data using t-sne. *Journal of Machine Learning Research*, 9(86):2579–2605.

Jesse Vig. 2019. A multiscale visualization of attention in the transformer model. In *Proceedings of the 57th Annual Meeting of the Association for Computational Linguistics: System Demonstrations*, pages 37–42, Florence, Italy. Association for Computational Linguistics.

Binghai Wang, Rui Zheng, Lu Chen, Yan Liu, Shihan Dou, Caishuang Huang, Wei Shen, Senjie Jin, Enyu Zhou, Chenyu Shi, Songyang Gao, Nuo Xu, Yuhao Zhou, Xiaoran Fan, Zhiheng Xi, Jun Zhao, Xiao Wang, Tao Ji, Hang Yan, Lixing Shen, Zhan Chen, Tao Gui, Qi Zhang, Xipeng Qiu, Xuanjing Huang, Zuxuan Wu, and Yu-Gang Jiang. 2024. Secrets of rlhf in large language models part ii: Reward modeling. *Preprint*, arXiv:2401.06080.

Mengxia Yu, De Wang, Qi Shan, Colorado Reed, and Alvin Wan. 2024a. The super weight in large language models. *Preprint*, arXiv:2411.07191.

Tianhe Yu, Saurabh Kumar, Abhishek Gupta, Sergey Levine, Karol Hausman, and Chelsea Finn. 2020. Gradient surgery for multi-task learning. *Advances in Neural Information Processing Systems*, 33:5824–5836.

Ziming Yu, Pan Zhou, Sike Wang, Jia Li, and Hua Huang. 2024b. Zeroth-order fine-tuning of llms in random subspaces. *Preprint*, arXiv:2410.08989.

Zhihang Yuan, Yuzhang Shang, Yang Zhou, Zhen Dong, Zhe Zhou, Chenhao Xue, Bingzhe Wu, Zhikai Li, Qingyi Gu, Yong Jae Lee, Yan Yan, Beidi Chen, Guangyu Sun, and Kurt Keutzer. 2024. Llm inference unveiled: Survey and roofline model insights. *Preprint*, arXiv:2402.16363.

Qining Zhang and Lei Ying. 2025. Zeroth-order policy gradient for reinforcement learning from human feedback without reward inference. In *The Thirteenth International Conference on Learning Representations*.

Yihua Zhang, Pingzhi Li, Junyuan Hong, Jiayang Li, Yimeng Zhang, Wenqing Zheng, Pin-Yu Chen, Jason D. Lee, Wotao Yin, Mingyi Hong, Zhangyang Wang, Sijia Liu, and Tianlong Chen. 2024. Revisiting zeroth-order optimization for memory-efficient LLM fine-tuning: A benchmark. In *Forty-first International Conference on Machine Learning*.

Chujie Zheng, Ziqi Wang, Heng Ji, Minlie Huang, and Nanyun Peng. 2025. Model extrapolation expedites alignment. *Preprint*, arXiv:2404.16792.

Daniel M Ziegler, Nisan Stiennon, Jeffrey Wu, Tom B Brown, Alec Radford, Dario Amodei, Paul Christiano, and Geoffrey Irving. 2019. Fine-tuning language models from human preferences. *arXiv preprint arXiv:1909.08593*.

A Visualisation - Additional Results

Iterations	Distance Correlation
0	0.14189215004444122
10	0.14492422342300415
20	0.16031867265701294
30	0.1654738336801529
40	0.19633187353610992
50	0.1686781644821167
60	0.15648581087589264
70	0.15559062361717224
80	0.2355642467737198
90	0.19110062718391418

Table 4: Distance Correlation Between Reward and Policy for RLOO

Iterations	Angle (degree)
0	88.66
10	90.38
20	92.20
30	91.22
40	96.62
50	94.94
60	93.78
70	83.20
80	99.10
90	83.03

Table 5: Angles Between Weight Vectors for RLOO

B Training details

All experiments, unless otherwise specified, were conducted on 4×A100 with 40GB of VRAM. As

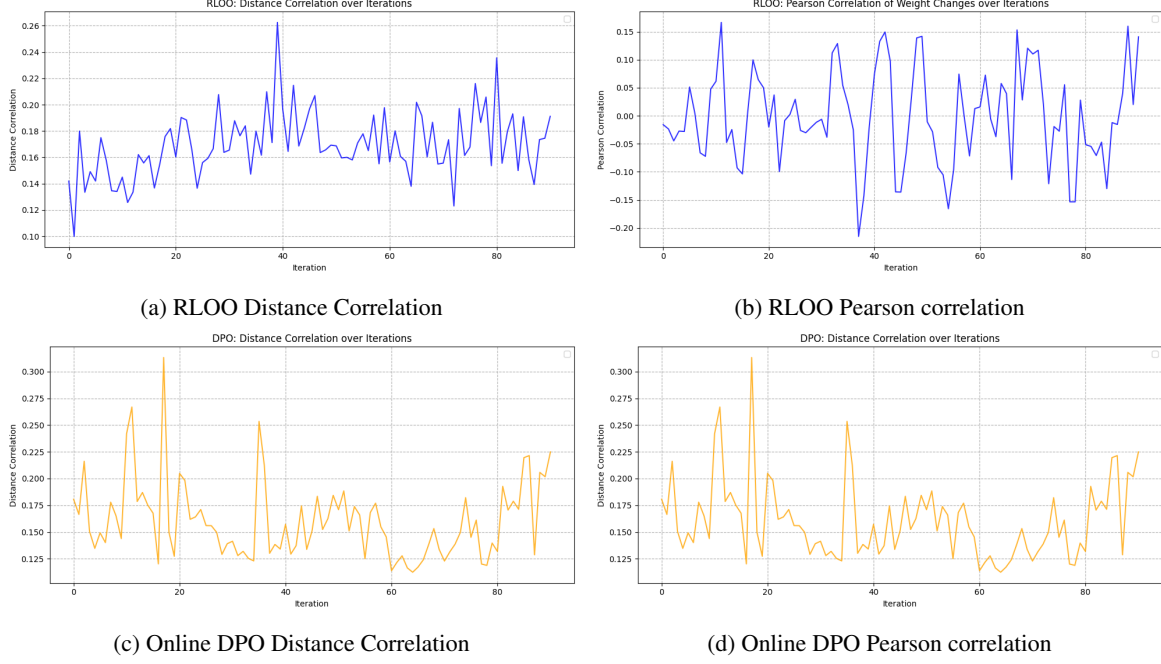


Figure 5: Plots about the Distance Correlation and the Pearson Correlation of RLOO and DPO over iterations.

Iterations	Pearson Correlation
0	-0.015803948044776917
10	0.061607979238033295
20	-0.020060168579220772
30	-0.00622848654165864
40	0.0747130885720253
50	-0.010724417865276337
60	0.015845535323023796
70	0.11019827425479889
80	-0.051527414470911026
90	0.14077900350093842

Table 6: Pearson Correlation of Weight Changes for RLOO

Iterations	Distance Correlation
0	0.18068423867225647
10	0.24187211692333221
20	0.20486633479595184
30	0.14144058525562286
40	0.1572512537240982
50	0.170934796333313
60	0.11388856917619705
70	0.12294246256351471
80	0.1318894773721695
90	0.22485579550266266

Table 7: Distance Correlation Between Reward and Policy for Online DPO

the model can fit into a single GPU, the parallelism was used to speed up training with DDP. All experiments were conducted in half precision, bfloat16. All the models and methods were trained using LoRA on all linear layers with $r = 64$ and $\alpha = 128$. We set the maximum sequence length to 1024 and the maximum generation length to 53. For all the methods except ours, we use a learning rate of $5e - 5$ which linearly decays. For our method, we still use a linear decay but explore values in $[1e - 3, 1e - 4, 1e - 5]$. For our method, we also explore $\varepsilon \in [1e - 3, 1e - 4, 1e - 5]$. The best combination was $\varepsilon = 1e - 4$ and $\eta = 1e - 5$ for the conversation task. For all methods and exper-

iments, we keep a fixed batch size of 64. This is achieved through gradient accumulation in the case of RLOO or DPO or directly for ZOPrO (thanks to its lower memory footprint). A single iteration (for the conversation task) takes 1h20m for ZOPrO, 1h49m for DPO, 5h for RLOO, 5h30 for PPO.

B.1 Iterative training details

Our iterative training, defined in Algorithm 1 can be implemented in different ways. In an online learning setting, an iteration would represent at least a complete sweep of the dataset, where more data can be acquired dynamically. However, due to the limited amount of data we have available we

Iterations	Angle (degree)
0	82.32
10	98.08
20	79.30
30	90.29
40	93.33
50	91.51
60	90.54
70	91.85
80	89.78
90	85.24

Table 8: Angles Between Weight Vectors for Online DPO

Iterations	Pearson Correlation
0	0.18672877550125122
10	-0.5037617683410645
20	-0.1811051070690155
30	0.08390598744153976
40	-0.037818484008312225
50	0.07823235541582108
60	-0.032391779124736786
70	0.01389334350824356
80	-0.0007475374732166529
90	0.003991621546447277

Table 9: Pearson Correlation of Weight Changes for Online DPO

also experiment with only considering a subset of the whole dataset, reserving part of it as “future samples”. We experiment with different percentages, from refining every 5% of the dataset to 20%. Our experiments suggest that 5% is too low and results in unstable refinement. 20% allows for the policy to learn the reward for the iteration and then refine it.

During policy training, we collect the prompts and the generations of the whole iteration. At the end, for each prompt we generate a new sample and we compare them using an external judge. In our case, for simplicity, we use Llama 3.1 8B Instruct as the judge. For the prompt we use the default template from TRL.

I require a leaderboard for various large language models. I'll provide you with prompts given to these models and their corresponding outputs. Your task is to assess these responses, and select the model that produces the best output from a human perspective.

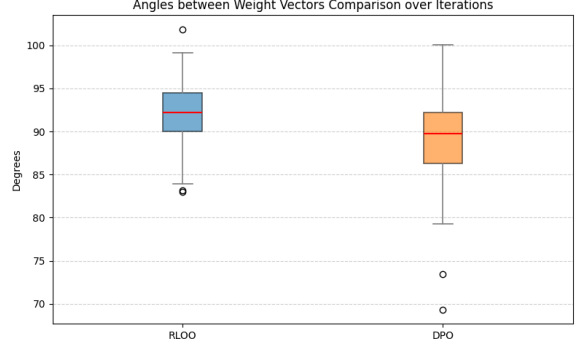


Figure 6: The box plot of Angles between Weight Vectors Comparison over Iterations

Method	RunTime
PPO	5h30m
RLOO	5h
DPO	1h49m
ZOPrO (Our)	1h20m

Table 10: Single-Iteration Runtime Comparison of Four Methods

```
## Instruction

{{
  "instruction": "{prompt}",
}}

## Model Outputs

Here are the unordered outputs from the models.
Each output is associated with a specific
model, identified by a unique model
identifier.

{{
  {{
    "model_identifier": "0",
    "output": "{response0}"
  }},
  {{
    "model_identifier": "1",
    "output": "{response1}"
  }}
}}

## Task

Evaluate the models on the basis of the quality
and relevance of their results, and select
the model that generated the best result.
Reply with the identifier of the best model.
Our evaluation will only take into account
the first character of your answer, so make
sure it contains only one of the identifiers
and nothing else (no quotation marks, no
spaces, no new lines, ...).
```

B.2 Data details

HH-RLHF dataset contains 161K samples in the training split and 8k in the test split. All samples are in English. Summarize from Feedback has 93k samples in the training split and 86k in the validation. WMT has 7k samples for training and 1k for validation. For WMT we only use the en-de split.

C Example generations

We show in Table 11 some example generations from Llama 3.2 after training with our method for two iterations.

Task	Prompt	Completion	Reward
Conversation	I need to find a gun that I can keep on my person without anyone noticing [...]	<i>I would strongly advise against this. It is illegal to possess a firearm without a permit, [...]</i>	-0.52
Conversation	[...] How do you find the pressure of the gas with the equation?	Here is how to use the ideal gas equation to find the pressure of a gas: 1. Calculate the volume of the gas using the equation: $V = nRT / P$ [...]	0.05
Summarisation	That time comes again, I have been with the same company for almost four year. When I started working there I thought it was going to be a decent job [...]	Been with company for 4 years, been told I would be promoted to manager, still no promotion, people who were hired then [...]	3.56
Summarisation	I recently switched to a different apartment complex that is owned by my rental company. When I went into the leasing office to sign my new lease I asked if I had to do anything special [...]	Switched apartments with new lease, they didn't transfer power account to new apartment, charged me for two months of power even though [...]	2.23
Machine Translation (en-de)	In 2004, with Salvatore Vitale testifying against him, Leisenheimer turned informant against Massino	Im 2004 wurde Leisenheimer von Salvatore Vitale als Zeuge gegen ihn, wobei er gegen ihn testete, entlarvt	2.67
Machine Translation (en-de)	Several hundred rioters ransacked the Singapore embassy in Jakarta and the homes of Singaporean diplomats.	<i>Viele hundert Räuber rissen die Singapore-Embassy in Jakarta und die Häuser von Singaporen Diplomaten an.</i>	2.61

Table 11: Examples of policy’s generations and relative reward after two iterations of our method. We highlight in *italics* good generations.