

“Would You Want an AI Tutor?” Understanding Stakeholder Perceptions of LLM-based Systems in the Classroom

Caterina Fuligni
cf3181@nyu.edu
New York University
New York, USA

Daniel Dominguez Figaredo
ddominguez@edu.uned.es
Universidad Nacional de Educación a
Distancia
Madrid, Spain

Julia Stoyanovich
stoyanovich@nyu.edu
New York University
New York, USA

Abstract

In recent years, Large Language Models (LLMs) rapidly gained popularity across all parts of society, including education. After initial skepticism and bans, many schools have chosen to embrace this new technology by integrating it into their curricula in the form of virtual tutors and teaching assistants. However, neither the companies developing this technology nor the public institutions involved in its implementation have set up a formal system to collect feedback from the stakeholders impacted by them. In this paper, we argue that understanding the perceptions of those directly or indirectly impacted by LLMs in the classroom, including parents and school staff, is essential for ensuring responsible use of AI in this critical domain.

Our contributions are two-fold. First, we propose the Contextualized Perceptions for the Adoption of LLMs in Education (Co-PALE) framework, which can be used to systematically elicit perceptions and inform whether and how LLM-based tools should be designed, developed, and deployed in the classroom. Second, we explain how our framework can be used to ground specific rubrics for eliciting perceptions of the relevant stakeholders in view of specific goals and context of implementation. Overall, Co-PALE is a practical step toward helping educational agents, policymakers, researchers, and technologists ensure the responsible and effective deployment of LLM-based systems across diverse learning contexts.

1 Introduction

Since their emergence, large language models (LLMs) have spread rapidly across many sectors, including education. Using deep learning techniques, LLMs can be trained on extensive text datasets, allowing them to generate high-quality natural language text and demonstrate contextual understanding, which makes them appealing to a wide range of user groups [85].

LLM-powered tools present both opportunities and challenges for educational institutions, prompting them to take a stand on their use [88]. In this context, 2023 proved to be a pivotal year for AI in education. In the United States, the year began with school districts rushing to address the sudden emergence of ChatGPT, with some implementing bans that were later reversed [63]. The year ended with the technology being integrated into school curricula, as evidenced by over 40 districts and 28,000 students and teachers testing Khanmigo, Khan Academy’s LLM-powered tutor and teaching assistant, in the classroom [90].

In short, while some embraced the technology with enthusiasm—at times likening ChatGPT to the introduction of calculators and computers [69]—its adoption has also elicited concerns and mixed reactions from students and teachers [27, 60].

The position we take in this paper is that *stakeholders*—individuals or groups impacted by the adoption of technology directly or indirectly—should play an integral role in the design, development, implementation, and oversight of AI in socially-salient contexts. Further, we posit that, when it comes to AI systems such as LLM-based tools in educational contexts, the number of agents considered as stakeholders should be extended beyond students and teachers to include families, school administrators, ed-tech professionals, and government institutions. We will explore a specific dimension of stakeholder engagement, namely, understanding *stakeholder perceptions*, which involves eliciting and analyzing what goals the stakeholders pursue and how they view the AI system (e.g., in terms of opportunities and concerns). Understanding perceptions enables key dimensions of the responsible use of technology, including trustworthiness, safety, fairness, transparency, and usability [18].

1.1 Motivating example: LLM-based chatbots in New York City public schools

In March 2023, OpenAI released a new model, GPT-4. As a launch partner, Khan Academy had early access to the model, and on March 14, they released their GPT-4-powered tutoring bot, Khanmigo, in a limited pilot period. Newark Public Schools was one of the first school districts in the U.S. to pilot the tool [90].

Following this initiative, similar efforts were launched in New York City. In September 2023, the NYC Department of Education (DOE) partnered with Microsoft to create a custom AI-powered teaching assistant designed to answer students’ questions and provide personalized, real-time feedback in the classroom. The tool was first piloted in high school computer science courses, after which, a feature called Microsoft’s Math Solver was incorporated to the tool to improve accuracy on math problems in 15 public schools [22]. At the same time, teachers in Northern Brooklyn were being trained on how to use YourWai, an AI teaching assistant created by the company Learning Innovation Catalyst, which was later on criticized for displaying made-up reviews on their website [6]. More recently, NYC schools were forced to withdraw a \$1.9 million proposal for an AI-based reading tutor, Amira, designed to assess students’ reading abilities. The proposal was halted by the city Comptroller until the DOE established clearer policies and student privacy safeguards. The tool was reportedly used by 46,000 students across 162 NYC public schools [94].

In the article “Would You Want an A.I. Tutor?”, the New York Times invited students to submit comments, sharing their perspectives on using Khanmigo in the classroom [27].¹ Opinions were

¹The title of our paper makes a direct reference to Engle’s New York Times article [27], which inspired our work.

mixed, with some students expressing a range of concerns, such as the lack of human interaction: “I think having A.I. tutoring is not a great idea, because human interaction is a really good way to learn”; the risk of over-reliance: “I’d say there should be a limit that students should know when using A.I. for help. When an assignment is obviously involving critical thinking, you need to exercise your brain by thinking outside the box”; or concerns about accuracy: “In some cases, one may ask a simple question to Artificial Intelligence, and the answer may be correct, but how would we know for certain? Where is the evidence of said ‘correct answers’?”. Positive perceptions were also expressed, with some students appreciating the wide knowledge base of the chatbot: “I think that A.I. can be helpful because the information A.I. have could be endless”; its accessibility: “with a AI tutor you can get help anywhere in seconds”; and the personalized tutoring feature: “I am 100% in the belief that an AI tutor that’s personalized for students and maybe in the future, personal tutoring profiles would be an extreme benefit for students and teachers in terms of saving time and learning more.”

1.2 Research gap: Lack of systematic understanding of stakeholder perceptions of educational AI systems

Systemic concerns regarding the lack of stakeholder engagement have been raised in the literature. For example, Zeide [92] writes that “[...] school procurement and implementation of these systems are rarely part of public discussion. Students and parents cannot observe, let alone challenge, the many decisions that shape academic outcomes and subsequent life trajectories. Teachers and school officials cannot assess the accuracy, efficacy, and fairness of individual determinations or group outcomes. Private companies, rather than community members and public servants, set pedagogy and policy in practice.” Further, a growing body of research has in recent times emphasized the need for *stakeholder-first approaches* in the development and deployment of AI systems, as well as the need for actions by governments and civil society to establish more rigorous standards and regulatory measures, grounded in international human rights frameworks, that can hold Big Tech and other powerful actors accountable [7, 29].

Limited stakeholder involvement contrasts sharply with the recommendations in the U.S. Department of Education’s May 2023 report, “Artificial Intelligence (AI) and the Future of Teaching and Learning: Insights and Recommendations” [18]. The report outlines four foundational principles for policy development: Centering People (parents, educators, and students); Advancing Equity; Ensuring Safety, Ethics, and Effectiveness; and Promoting Transparency [18]. Its first key recommendation, “human in the loop,” underscores the importance of educators, parents, families, students, policymakers, and system leaders in exercising judgment and control over AI’s role in education.

Ed-tech vendors are also increasingly recognizing the importance of stakeholder engagement. For instance, Microsoft’s Technical Implementation Guide for New York City Public Schools highlights community engagement as a key step for successfully implementing their AI teaching assistant [52]. The guide emphasizes “Building trust and support with stakeholders” through feedback, input, and addressing concerns.

And yet, while initiatives to implement LLM-powered aids in the classroom have been proliferating, no systematic methodology has been established to assess stakeholder perceptions of the newly introduced technology, either before or after its rollout. Our paper contributes to this literature by providing a framework for contextualizing and assessing these perceptions within the educational setting.

1.3 Contributions

Initially, we set out to conduct a literature review of stakeholder perceptions of LLM-powered technology in the classroom. We were hoping to learn how a school district such as New York City’s might “do things right”—ask the right stakeholders the right questions about whether and how to deploy LLMs in the classroom. However, we quickly realized that there are significant gaps in the literature: (i) only students and teachers have been considered, while other stakeholders (e.g., parents) have been overlooked; and (ii) the context of use of an LLM tool in the classroom (e.g., whether it is used for language or math instruction, in elementary school or in a high school, as a student-facing teaching assistant or as an instructor-facing tool) is underspecified. Nonetheless, we were able to distill an initial categorization of perceptions that can be used to identify stakeholder attitudes towards LLM-based tools.

Our literature review, and the list of perception types that emerged, provides the foundation for the **first contribution of this paper**, *Contextualized Perceptions for the Adoption of LLMs in Education (Co-PALE)* framework, summarized in Figure 1. The framework adopts a stakeholder-first approach, integrating responsible AI principles with the categorization of perceptions to support its application in educational settings. We provide the rationale behind framework design and detail its elements in Section 3.

As the **second contribution of this paper**, we present two practical use cases that demonstrate how *Co-PALE* can be applied in the development of LLM-based tools affecting specific educational stakeholders, including teachers, students, parents, and school administrators. We explain how our framework can be used to ground specific rubrics for eliciting perceptions of the relevant stakeholders in the specific use cases we demonstrate. This contribution is detailed in Section 4.

2 Related Work

2.1 The role of stakeholders in the design and implementation of AI-based systems in education

Several studies have attempted to involve stakeholders in the development and implementation of AI-powered classroom tools. For instance, Chaudhry et al. [13] mapped transparency requirements for AI-based ed-tech tools. By engaging educators, parents, ed-tech experts, and AI practitioners, they demonstrated that transparency depends on the target audience and evolves across stakeholder groups in educational contexts. They also co-designed a Transparency Index framework, applying and iteratively improving it in a real-world setting where AI-powered educational tools were developed for a training organization.

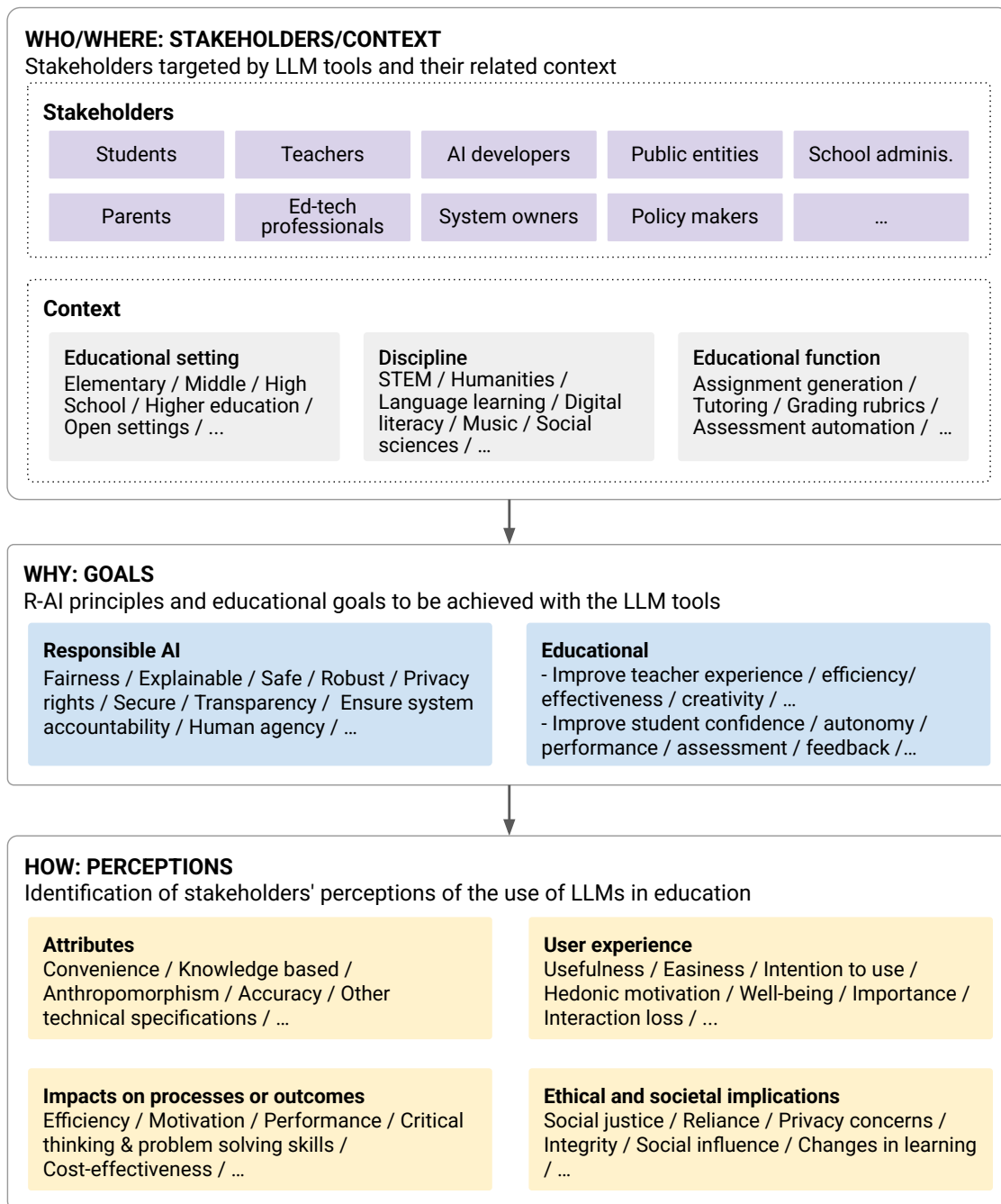


Figure 1: Contextualized Perceptions for the Adoption of LLMs in Education (Co-PALE) framework for assessing stakeholder perceptions of LLM-based systems. Co-PALE comprises four components: Stakeholders, Context, Goals, and Perceptions. Starting at the top, one should consider components at each layer before moving to the next layer. The Perceptions component can be used as a checklist to assess the presence of specific perceptions, refining them and adding any that are missing.

Luckin et al. [50] proposed a 7-step AI readiness framework for the education and training sector. They argue that individuals and organizations achieve AI readiness when they can identify: (a) organizational challenges best addressed by data and AI, (b) the context for effective AI application, (c) the goals of AI-based tools, and (d) the stakeholders involved. The authors emphasize that AI readiness requires an active, participatory training process that empowers people to leverage AI to meet their needs.

Finally, Garcia-Mendez et al. [30] conducted a literature review of LLM-based solutions for generating and evaluating educational materials involving students or teachers in their design or experimental plans. Their goal was to promote collaboration between academia (i.e., researchers and developers) and end-users (i.e., students and educators). The review found that the most common functions performed by LLMs as virtual assistants in these solutions were question generation, answer grading, and code correction and explanation.

Building on the works described above, we advocate for the inclusion and systematic collection of stakeholder perspectives to inform the design and deployment of LLM-based systems in the classroom.

2.2 Reviews of perceptions of LLM-based tools

An increasing number of studies explores perceptions of LLM-based chatbots in educational contexts, often using sentiment, emotion, thematic, or content analysis.

Leiter et al. [43] examined ChatGPT’s adoption two months post-launch, analyzing 300,000 tweets and 150+ scientific papers. Their findings revealed a balanced divide in education-related papers, viewing ChatGPT as both an opportunity (e.g., enhancing writing skills and efficiency) and a threat (e.g., to academic integrity).

Mogavi et al. [54] conducted a qualitative study on early users’ perceptions of ChatGPT in education, analyzing content from four major social media platforms. Their findings indicate widespread use in higher education, K-12, and practical skills training, with productivity, efficiency, and ethics being common discussion topics. While some users saw ChatGPT as a transformative tool for enhancing self-efficacy and motivation, others raised concerns about overreliance on AI, superficial learning habits, and diminished social and critical thinking skills.

Dube et al. [23] examined university students’ perceptions of the use of ChatGPT in academic activities. Positive perceptions included learning support, concept simplification, study material organization, efficient information retrieval, reliable tutoring, research aid, enhanced motivation, editing convenience, task optimization, problem-solving, data analysis, and mentorship. Negative perceptions highlighted concerns about reduced creativity, privacy and security risks, diminished trust in academic work, unreliable references, and issues with cheating and plagiarism.

Lo [48] examined ChatGPT’s impact on education, focusing on performance across subjects, functions, and concerns. Performance varied from outstanding to unsatisfactory across domains. For teaching, ChatGPT was primarily used for lesson preparation and assessment, while for learning, it served as a virtual tutor, supporting learning through Q&A and facilitating collaboration. Key concerns included accuracy, reliability, and plagiarism prevention.

Similar to our paper, these works examine LLM-powered tools in education. However, some focus exclusively on widely studied stakeholder groups, such as university students [23], while those that include less-studied stakeholders (e.g., parents) [43, 54] fail to emphasize recurring perceptions within each group. Furthermore, they report on these stakeholders only during the early adoption phase, specifically within the first few months following ChatGPT’s launch in late 2022. Lastly, some studies [48] analyze LLM adoption solely in terms of its functions, focusing only on negative perceptions or concerns while overlooking the opportunities this technology offers.

3 Framework Design

3.1 Identifying research gaps

We conducted a targeted literature review using Google Scholar to identify empirical studies on stakeholder perceptions of LLM-powered systems in education. We were guided by the following research questions: *Who are the key stakeholders and what are their perceptions as identified in the literature? How are these perceptions contextualized?* We summarize our methodology and findings here and **provide extensive details in the Appendix**.

Applying defined inclusion criteria, we selected 38 full-text articles for analysis. We developed a codebook through iterative readings of the articles, combining deductive and inductive approaches to identify and code recurring stakeholder perceptions—classifying them by sentiment (positive, negative, neutral), frequency, and stakeholder group—while ensuring validity through repeated refinement.

Figure 2 gives the breakdown of statistics of analyzed articles, including geographic distribution, educational contexts, and stakeholder groups. Most included participant samples from Asia, Europe, and North America, with some studies drawing from multiple continents; when participant location was unspecified, we used the authors’ institutional affiliation as a proxy. The most common educational context was STEM (50%), followed by English as a foreign language (EFL) and Humanities, while over a third of the studies did not specify a context.

As shown in Figure 2 (right), students were the most studied stakeholder group (82% of studies), followed by teachers (32%), while other groups such as parents or administrators were absent. We identified positive, negative, and neutral perceptions across four categories: *Attributes*, *Impact on Processes or Outcomes*, *User Experience*, and *Ethical and Societal Implications*, summarized in Figure 3 in the Appendix. Student perceptions were predominantly positive (56%), particularly around user experience, while teacher perceptions were more often negative (52%), with both groups frequently expressing ethical concerns about LLM-based systems.

Our review revealed **three key gaps** in the literature on stakeholder perceptions of AI-based systems in education.

- *First*, there is a lack of representation of stakeholders beyond students and teachers—such as parents, school administrators, and broader school staff—despite calls in prior research for more inclusive engagement.
- *Second*, the educational contexts represented in existing studies are narrow, with a strong focus on university-level students in STEM disciplines and limited attention to K-12

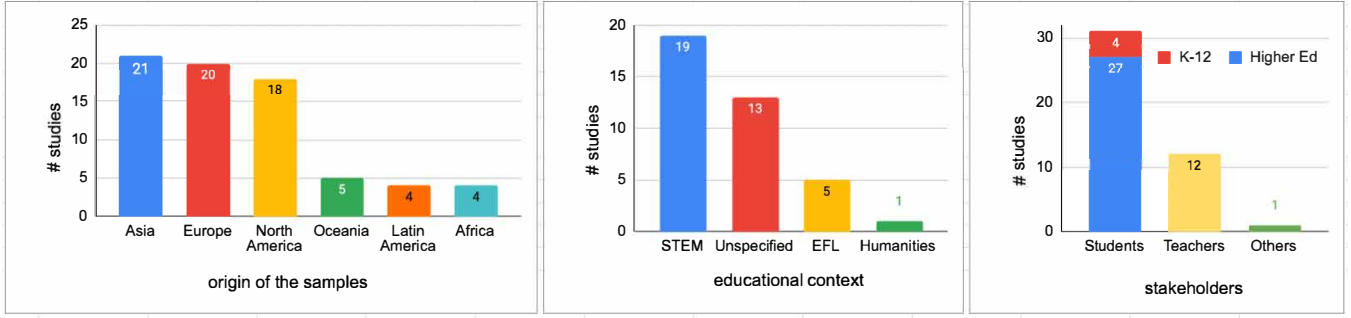


Figure 2: Breakdown of statistics of the analyzed articles ($N = 38$), including geographic distribution, educational contexts, and stakeholder groups.

settings, where students have less agency over technology use and thus require distinct consideration.

- *Third*, the assessment of stakeholder perceptions lacks consistency, with studies employing varied theoretical frameworks, terminologies, and measurement scales.

This heterogeneity hampers efforts to synthesize findings and build a cohesive understanding of stakeholder attitudes toward LLM-based systems in education. *Co-PALE* aims to address these gaps, by centering a broader range of stakeholders and contexts. We do this by adopting a stakeholder-first approach, described next.

3.2 Stakeholder-first approach

Through a literature review, we found different approaches to assessing educational stakeholders’ perceptions of AI tools, as well as significant gaps when it comes to the learning contexts in which they are implemented. Our methodological framework, *Contextualized Perceptions for the Adoption of LLMs in Education (Co-PALE)* (Figure 1), attempts to address these gaps and guide educational agents, policymakers, researchers, and developers in adopting AI systems more responsibly in educational contexts by incorporating stakeholder perceptions. The design of the framework is based on a *stakeholder-first approach* that prioritizes the goal of each group of educational agents using the AI tools in a variety of learning contexts. It also considers the principles of responsible AI applicable to educational situations, ensuring the tools are deployed adequately.

The foundations of this approach can be found in several recent studies at the intersection of responsible AI and education. It is motivated by a growing body of literature advocating for human-centered and stakeholder-first approaches to ensure the responsible use of AI, particularly in social contexts, see Table 1 for a comparative analysis.

Meske et al. [51] advocate for user-centered, explainable AI models that engage stakeholders such as developers, decision makers, and consumers to foster trust and accountability—a principle adaptable to educational settings where transparency is key. Wang et al. [84] identify responsible AI practices in companies, including data governance, ethical design, human-centered oversight, and training—emphasizing stakeholder involvement in ethical implementation. Similarly, Richards et al. [61] propose a human-centered approach to AI FactSheets, involving developers, end users, and reviewers in iterative feedback to promote transparency and

accountability—offering a model for integrating diverse perspectives into AI design.

Bell et al. [7] propose a stakeholder-first approach to address a key limitation of AI governance documents, which often focus on “what” to do to ensure transparency while leaving technologists to determine “how” to achieve it. Their framework supports the design of transparent, compliant systems and identifies a range of relevant stakeholders—including technologists, policymakers, auditors, regulators, humans in the loop, and those affected by automated decisions—as a starting point.

Domínguez Figaredo and Stoyanovich [21] introduce a stakeholder-first approach to address a gap in AI literacy, where most efforts focus on teaching programming fundamentals, primarily to K–12 students. They argue that centering literacy initiatives on the intended stakeholders and tailoring content to their needs is key to equipping the public with the cognitive tools to recognize algorithm-driven social processes and understand their risks and benefits.

Baber et al. [5] emphasize collaboration among healthcare professionals, patients, and policymakers to ensure ethical AI use and reduce risks such as bias—a strategy that can be extended to education to support responsible AI integration for teachers and students.

Stakeholder-first approaches in responsible AI reflect a methodological pattern that centers the individuals affected by AI systems. In our framework, the challenge was to define the stakeholder category broadly enough to encompass the full range of educational actors involved in the design and use of LLM-based tools, and to establish connections among these stakeholders, their learning contexts, and their perceptions of the AI systems they engage with.

Taking these factors into account, *Co-PALE* provides a methodological system that begins with identifying stakeholders—those targeted by or involved in the use of the LLM tool—and the context in which they operate, including the educational setting, discipline, and intended function. These elements shape the goals for tool implementation, particularly with respect to responsible AI principles and educational objectives. The workflow concludes by assessing the perceptions most relevant to the learning situation (see Figure 1).

3.3 Structure and layers

In line with the stakeholder-first approach and the principles of responsible AI, *Co-PALE* provides a structured system for integrating

Table 1: Comparative analysis of stakeholder-centered frameworks for responsible AI

Framework	Who	What	How
Explainable AI framework for transparency and trust (Meske et al., 2020)	Developers, Decision-makers, Consumers, Regulators	Transparency, Trust, Accountability through explainability	User-centric explainable models, enabling scrutiny, stakeholder collaboration
A framework for responsible AI practices in companies (Wang et al., 2020)	Corporate stakeholders, Employees, End-users	Data governance, ethical design solutions, human-centered oversight, training and education	Stakeholder involvement, policy implementation, risk assessment and mitigation
Human-centered methodology for creating AI FactSheets (Richards et al., 2021)	AI developers, End-users, Auditors	Transparency, accountability, user understanding of AI systems	Iterative human-centered design, stakeholder feedback, structured documentation (FactSheets)
A stakeholder-first approach framework for creating transparent ADS (Bell et al., 2023)	Technologists, Policymakers, Auditors, Regulators, Humans-in-the-loop, Affected individuals	Responsible AI principles (e.g., trust, fairness, privacy), transparency goals, developers' purposes	Methods for designing compliant systems, stakeholder consultation, iterative refinement
A stakeholder-first approach framework for designing AI literacy practices (Dominguez & Stoyanovich, 2023)	Target audience: System owners, public entities, civil society. Stakeholders: individual/group, provider, user, tech/non-tech background, directly/indirectly affected. Context: Finance, employment, healthcare, education	Include the term/principles of “responsibility” throughout the content design cycle	Tailored learning resources: adapted to different levels of difficulty and learning situations; customized strategies by audience; contextual adaptation
Responsible innovation framework for AI in medicine (Baber et al., 2025)	Healthcare professionals, Patients, Policy makers, Developers	Ethical AI use, fairness, accountability, risk minimization	Stakeholder collaboration, ethical guidelines, continuous monitoring

the perceptions of educational agents when implementing LLM-based technologies in the classroom. The remainder of this section provides a detailed description of the framework’s dimensions and discusses how each should be considered in practical applications. A core element of the framework is the open nature of the elements within the identified dimensions. This means users can add new elements to the dimensions to match specific situations in which the framework is applied.

The framework comprises four dimensions: *stakeholders*, *context*, *goals*, and *taxonomy of perceptions*. Starting at the top, elements of each dimension must be considered before moving on to the next one. First, the framework identifies the stakeholders who may interact with the AI systems. Then, it outlines a workflow that incorporates the key elements needed to identify perceptions within specific learning contexts. The final dimension focuses on perceptions, and offers scales and rubrics for assessing them.

3.3.1 Stakeholders. We highlighted how the introduction of LLM-based tools, such as Khanmigo, in the classroom has followed a top-down decision-making process, where partnerships between private companies and governmental institutions or school districts often make decisions on behalf of direct stakeholders, such as teachers and students, or indirect stakeholders, such as parents and school staff. This echoes a concern already highlighted in the

literature regarding how private companies, more often than community members and public servants, set pedagogy and policy in practice [92]. To counteract this tendency, our framework prioritizes educational stakeholders: we identified students and teachers as the most recurring stakeholders in the literature; however, the systematic gaps we found underscore the need to assess the perceptions of other key stakeholders, such as parents, school staff, ed-tech professionals, and government agencies.

3.3.2 Context. As pointed out in Section 3.1, most studies in the literature have been conducted in the field of higher education. This underscores the need to assess the perceptions of stakeholders at other educational levels, such as younger students who lack the autonomy to make independent decisions, yet are still expected to use LLM-based chatbots as part of their curricula. The gaps also indicate that most studies focus on the STEM field, with many others having unspecified areas of application. We advocate for the need to assess perceptions of LLM-based tools across various disciplines. This section considers three levels of specificity: the *educational setting* (i.e., the educational level in which the LLM tool would be implemented), the *discipline* (e.g., STEM, language learning, humanities), and the *educational function* for which the tool would be used (e.g., assignment generation, tutoring, assessment).

3.3.3 Goals. The goals of soliciting and incorporating stakeholder perceptions when developing and deploying AI systems are diverse. In our framework, we propose goals drawn from the literature on responsible design of AI systems, and on responsible AI education.

The *responsible AI* goals are related to adherence to the principles of fairness and non-discriminatory, explainability and transparency, safety, security and robustness, respect for privacy rights, ensuring system accountability, preserving human agency, and supporting recourse, among others [7, 13, 56].

The *pedagogical goals* focus on embedding the responsible principles in educational practices and relating them to specific learning outcomes [20, 28]. For example, the in-depth analysis of Jurenka et al. [38] refers to the specific learning practices embedded in the LearnLM tutor that the authors evaluated to improve the pedagogical capabilities of the AI system while promoting more responsible and effective learning experiences, including: evaluative practices, feedback on procedural problems, grounding of learning materials, adaptivity to learner level, engagement, etc. Louie et al. [49] advocate for the inclusion of culturally and linguistically diverse stakeholders as co-designers and expert informants in the design process. They promote *participatory design* and report that such inclusion leads to more engaging designs, improved user experiences, and greater academic gains and ownership of technology-supported learning.

3.3.4 Perceptions. To address the inconsistent terminology surrounding LLM perceptions in recent literature, our *Co-PALE* framework proposes a categorization of stakeholders’ perceptions that provides a high-level, open-ended approach. It is intended to serve as a checklist for educational agents, researchers, ed-tech professionals, and policymakers who wish to consider the role of stakeholder perceptions in the design and deployment of AI-based tools in education. Based on their similarities, the various perception types were grouped into four categories: Attributes, User Experience, Impact on Processes/Outcomes, and Ethical and Societal Implications. This organizational structure represents an attempt to unify the literature on LLM-related perceptions, and is intended to be refined through iterative studies and practical application of *Co-PALE*.

4 Putting Co-PALE into practical use

In this section, we explain how to apply *Co-PALE* effectively to real-world educational scenarios. The methodology for using the framework is based on the work of [34]. They proposed a set of tools to support third-party compliance reviews that apply safety frameworks to manage risks from frontier artificial intelligence systems. Specifically, their proposal addresses some common needs regarding the applicability of *Co-PALE*. For example, how can the findings resulting from the application of the framework be assessed, and how can these findings guide development and deployment actions? In line with this approach, we offer a “minimalist” solution to each issue, along with a rubric to help users manage them in practical situations.

The application of *Co-PALE* involves three steps:

- *First*, we provide a rubric listing all cases contained in *Co-PALE*, which result from the intersection of stakeholders

(stakeholder-first approach) and perceptions. Each case is labeled as high, medium, or low importance.

- *Second*, users of *Co-PALE* identify the stakeholders, context, and goals embedded in the real educational situation that apply to their case. These users include a wide range of educational stakeholders directly or indirectly involved with the use of LLMs-based tools implemented in the learning ecosystem. They use the rubric to label the perceptions on the resulting map.
- *Third*, users refer to the labeled map when making decisions about the AI tool deployed in their specific educational setting.

4.1 Step 1: Rubric for labeling perceptions

Rubrics or matrices are commonly used in responsible AI to operationalize framework elements [34, 83]. In this case, the *Co-PALE* rubric serves as a general tool for evaluating the relevance of perceptions in educational AI adoption, grounded in the framework’s stakeholder-first approach (Table 2).

The rubric was developed by intersecting nine key stakeholder groups—students, parents, teachers, school administrators, ed-tech professionals, system owners, AI developers, public entities, and policymakers—with four perception categories from the *Co-PALE* taxonomy: Attributes, User Experience, Impact on Processes/Outcomes, and Ethical and Societal Implications. Each cell was rated as high, medium, or low in relevance, based on the stakeholder’s role, responsible AI principles (e.g., privacy, fairness), and educational goals (e.g., effectiveness, equity). A clear pattern emerged: students and teachers scored highest across all categories due to their direct engagement with AI tools, while public entities and policymakers scored lowest, with only one high score in ethical implications.

The rubric is intended as a flexible reference to support adaptation across educational contexts and guide informed decisions about AI deployment. It helps *Co-PALE* users align stakeholder perceptions with responsible AI principles and educational goals, as illustrated next.

4.2 Step 2: Mapping the learning situation

In the second step, users must identify the stakeholders, context, and goals specific to their learning situation using *Co-PALE* as a reference. We provide a template in Table 3 to help users systematically map their educational scenarios for informed AI tool deployment. Users first identify the stakeholders, context, and goals specific to their learning situation and fill in the “Who”, “Where”, and “Why” columns. Then, they refer to the “Perceptions” or “How” column to understand the importance of each perception category. They can use the *Co-PALE* rubric to prioritize considerations such as ease of use or ethical concerns.

4.3 Step 3: Application of the framework

After completing the mapping process, users of the framework will have a clear understanding of the specific stakeholders involved, the most relevant principles of responsibility, and the educational goals. They will also know which perceptions to assess in order to provide a more complete experience and ensure that no interested

Table 2: Summary of stakeholder perceptions across four rubrics

Stakeholder	Attributes	User Experience	Impact on Process / Outcome	Ethical and Societal Implications
Students	High. Accuracy and technical specifications ensure AI tools support learning effectively for students.	High. Ease of use and perceived usefulness are critical for student engagement.	High. Critical thinking and student motivation directly shape learning outcomes.	High. Privacy and academic integrity are vital due to students' direct interaction with AI.
Teachers	High. Accuracy and knowledge base are essential for reliable classroom support.	High. Ease of use enhances teachers' ability to integrate AI into teaching.	High. Efficiency and critical thinking skills improve teaching and learning quality.	High. Fairness and job replacement concerns impact teachers' adoption of AI tools.
Parents	Medium. Parents value convenience but are less focused on technical details.	High. Perceived usefulness drives parents' trust in AI tools for their children.	Medium. Parents care about student motivation but are less involved in daily outcomes.	High. Privacy and social justice are key to ensure equitable benefits for their children.
School Administrators	Medium. Administrators prioritize functionality over specific technical attributes.	Medium. Perceived usefulness ensures AI aligns with school-wide goals.	High. Cost-effectiveness and student performance justify AI adoption at scale.	High. Social justice ensures equitable implementation across diverse student populations.
System Owners	Medium. Owners ensure basic functionality but leave detailed specs to developers.	Medium. Perceived usefulness gauges overall adoption success in educational systems.	High. Efficiency and cost-effectiveness drive scalability of AI solutions.	High. Ethical concerns like privacy are prioritized to meet regulatory standards.
Ed-tech Professionals	High. Knowledge base and accuracy are crucial for designing effective AI tools.	Medium. Ease of use supports deployment, but their focus is on technical integration.	Medium. Efficiency in implementation is relevant, though outcomes are less direct.	Medium. Privacy is noted, but their role emphasizes technical compliance over ethics.
AI Developers	High. Accuracy and technical specs ensure AI tools meet educational needs.	Medium. Developers consider ease of use but prioritize functionality over experience.	Medium. Performance expectancy validates the tool's impact on educational goals.	Medium. Developers address fairness but focus less on broader societal implications.
Public Entities	Low. Technical attributes are less relevant to their oversight role in education.	Low. User experience is not their primary focus, emphasizing broader impacts.	Medium. Student performance informs the public benefit of AI in education.	High. Social justice and ethical concerns ensure AI reduces educational inequities.
Policy Makers	Low. Policy makers are detached from specific technical attributes of AI tools.	Low. They focus on policy alignment rather than daily user experience.	Medium. Performance expectancy shapes policies on AI's role in education.	High. Privacy and fairness are critical to develop equitable AI regulations.

Table 3: Co-PALE mapping template

Stakeholder	Context	R-AI Goals	Educational Goals
Identify the direct and indirect stakeholders involved in the learning situation.	Identify the learning context.	Identify the main responsible AI principles involved in the learning situation.	Identify the educational goals of the learning situation.
Perceptions			
Attributes	User Experience	Impact on Process / Outcome	Ethical and Societal Implications

educational agents are overlooked. Below, we present two case studies referencing everyday educational situations that demonstrate

how the framework can guide the responsible integration of LLM-based tools in schools while considering the intended stakeholders' perceptions.

Table 4: Co-PALE mapping for Case 1: AI Teaching Assistant and Tutoring Pilot in Elementary School

Stakeholder	Context	R-AI Goals	Educational Goals
Teachers	Daily classroom use of AI assistant in K-5 education	Fairness, accountability, transparency in automation; data privacy	Reduce workload; support instruction; improve learning outcomes
Perceptions	Attributes. Reliability and accuracy critical for trust.	User Experience. Usability impacts integration into teaching.	Impact on Process / Outcome. Affects instructional time and classroom management.
			Ethical and Societal Implications. Concerns about fairness and data use.
Students	Direct recipients of AI tutoring and support in math	Privacy and autonomy; fairness in algorithmic support	Personalized learning; improve comprehension and confidence
Perceptions	Attributes. Accuracy and adaptability matter.	User Experience. Child-appropriate interface needed.	Impact on Process / Outcome. Direct influence on motivation and outcomes.
			Ethical and Societal Implications. Privacy and academic integrity key.
Parents	Indirect representatives of children’s interests in school decisions	Privacy protection; transparency in algorithm use	Ensure effective, equitable learning and protect student well-being
Perceptions	Attributes. Expect baseline quality.	User Experience. Trust shaped by clarity of purpose.	Impact on Process / Outcome. Interest in support for learning gaps.
			Ethical and Societal Implications. Strong concerns about data use and fairness.
School Admins	Oversight of ed-tech implementation across K-5 classrooms	Compliance, equity, transparency, and accountability	Achieve system-wide improvements in efficiency and student performance
Perceptions	Attributes. Focus on scalable functionality.	User Experience. Concerned with operational usability.	Impact on Process / Outcome. Impacts teaching models and resource allocation.
			Ethical and Societal Implications. Responsible use across diverse populations.

4.3.1 Case 1: AI teaching assistant and tutoring pilot in elementary school. The New York City Department of Education (NYC DOE) is piloting an AI-based tool in elementary schools (K–5) to ease teacher workloads and provide personalized tutoring in subjects like math. Developed in partnership with an ed-tech company, the tool functions as a teaching assistant. Initial trials showed that teachers welcomed the additional instructional support—though concerns surfaced around data privacy and potential student overreliance.

Several stakeholder groups may apply the *Co-PALE* framework in this context. Teachers—as primary users—can use it to evaluate the tool’s impact on workload, classroom management, and student outcomes, aligning its use with their pedagogical goals. Parents—as indirect stakeholders—can apply the framework to assess benefits and risks (e.g., privacy, educational effectiveness) and advocate for their children’s interests. System owners—such as NYC DOE representatives or ed-tech professionals—can use the framework to guide responsible implementation and ensure alignment with educational goals and responsible AI principles in K–5 settings. Table 4 demonstrates a possible *Co-PALE* mapping for this case, for a subset of the stakeholders.

4.3.2 Case 2: AI curriculum support tool in high school. A social studies teacher in a suburban Chicago district is piloting an AI tool to support curriculum delivery for grades 9–12. The tool generates lesson activities, assignments, rubrics, and automates assessment. Initial feedback highlights enthusiasm for time savings—but also raises concerns about assessment fairness, data security, and grading accuracy, underscoring challenges to maintaining educational quality.

The teacher leading the initiative can be the first to apply the *Co-PALE* framework to evaluate the tool’s impact on curriculum delivery. This may center on perceptions of usability, fairness in automated grading, and instructional support. Parents—as indirect stakeholders—can use the framework to assess educational benefits and ethical risks. School administrators may apply it to monitor adoption, address equity and resource concerns, and ensure policy compliance. Finally, researchers and ed-tech professionals may use the framework to examine scalability and public perceptions of ethical implications in broader contexts. Table 7 in the Appendix demonstrates a possible *Co-PALE* mapping for this case, for a subset of the stakeholders.

5 Conclusion, Limitations, and Future Work

LLM-based systems are being piloted in schools, often through partnerships between private companies and school districts. Yet aside from a few informal efforts, feedback from direct and indirect stakeholders has been largely absent before and during rollout. The *Co-PALE* framework addresses this gap by identifying stakeholders' perceptions of LLM-based tools in educational settings and incorporating them to support engagement during pre-implementation. We also provide a methodology for applying the framework, enabling any interested party to assess the suitability of introducing new LLM-based tools in alignment with responsible AI principles and educational goals.

Limitations. As with any study, this work has limitations that inform the interpretation of its findings. The categorization of stakeholders' perceptions was derived from a content analysis guided by researchers' judgment, based on a targeted rather than systematic literature review. While the number of included papers and the selection criteria may shape the resulting list of perceptions, this approach reflects common practices in exploratory work in the social sciences. Importantly, *Co-PALE* was designed to be iterative and adaptable. This first version emphasizes a stakeholder-first approach that integrates responsible AI principles with the perspectives of educational actors—a key strength for assessing LLM-based tools in education.

A second limitation is that the framework has not yet undergone direct empirical validation. While real-world user feedback has yet to be integrated—and is in our immediate plans—*Co-PALE* nonetheless offers a valuable foundation for application and further study. Its open and flexible design invites the incorporation of empirical insights, supporting future refinement and validation across diverse educational settings.

Future work. Several promising directions emerge for future research. First, this work can support investigations into how the perceptions of underrepresented stakeholders are considered in the design and deployment of AI-based systems across diverse educational contexts. Second, a shared repository of findings generated through applications of *Co-PALE* could provide a valuable resource for system owners and policymakers when developing and overseeing new technologies. Longitudinal studies could also track the framework's evolution, helping to ensure its continued validity and adaptability to emerging learning environments. Finally, by leveraging the framework's open design, new empirically validated data can be integrated to strengthen its robustness and relevance over time.

References

- [1] Benicio Gonzalo Acosta-Enriquez, Marco Agustín Arbulú Ballesteros, Olger Huamani Jordan, Carlos López Roca, and Karina Saavedra Tirado. 2024. Analysis of college students' attitudes toward the use of ChatGPT in their academic activities: effect of intent to use, verification of information and responsible use. *BMC psychology* 12, 1 (2024), 255.
- [2] Aseel O Ajlouni, Fatima Abd-Alkareem Wahba, and Abdallah Salem Almahaireh. 2023. Students' Attitudes Towards Using ChatGPT as a Learning Tool: The Case of the University of Jordan. *International Journal of Interactive Mobile Technologies* 17, 18 (2023).
- [3] Icek Ajzen. 1991. The Theory of planned behavior. *Organizational Behavior and Human Decision Processes* (1991).
- [4] Jan Ardies, Sven De Maeyer, and David Gijbels. 2013. Reconstructing the Pupils Attitude Towards Technology-survey. *Design and Technology Education* 18, 1 (2013), 8–19.
- [5] C Baber, P Kandola, I Apperly, and E McCormick. 2025. Human-centred explanations for artificial intelligence systems. *Ergonomics* 68, 3 (2025), 391–405.
- [6] Deirdre Bardolf and Susan Edelman. 2023. AI company paid \$4.3M as teaching tool at NYC schools touts 'artificial' reviews on website. *New York Post* (2023). <https://nypost.com/2024/03/23/us-news/ai-company-paid-4-3m-in-nyc-touts-artificial-reviews-on-website/>
- [7] Andrew Bell, Oded Nov, and Julia Stoyanovich. 2023. Think about the stakeholders first! Toward an algorithmic transparency playbook for regulatory compliance. *Data & Policy* 5 (2023), e12.
- [8] Margherita Bernabei, Silvia Colabianchi, Andrea Falegnami, and Francesco Costantino. 2023. Students' use of large language models in engineering education: A case study on technology acceptance, perceptions, efficacy, and detection chances. *Computers and Education: Artificial Intelligence* 5 (2023), 100172.
- [9] Qianqian Cai, Yupeng Lin, and Zhonggen Yu. 2023. Factors influencing learner attitudes towards ChatGPT-assisted language learning in higher education. *International Journal of Human-Computer Interaction* (2023), 1–15.
- [10] Henrietta Carbonel and Jean-Michel Jullien. 2024. Emerging tensions around learning with LLM-based chatbots: A CHAT approach. In *Networked Learning Conference*, Vol. 14.
- [11] Ching Sing Chai, Xingwei Wang, and Chang Xu. 2020. An extended theory of planned behavior for the modelling of Chinese secondary school students' intention to learn artificial intelligence. *Mathematics* 8, 11 (2020), 2089.
- [12] Cecilia Ka Yuk Chan and Wenjie Hu. 2023. Students' voices on generative AI: Perceptions, benefits, and challenges in higher education. *International Journal of Educational Technology in Higher Education* 20, 1 (2023), 43.
- [13] Muhammad Ali Chaudhry, Mutlu Cukurova, and Rose Luckin. 2022. A transparency index framework for AI in education. In *International Conference on Artificial Intelligence in Education*. Springer, 195–198.
- [14] John Chen, Xi Lu, Yuzhou Du, Michael Rejtig, Ruth Bagley, Mike Horn, and Uri Wilensky. 2024. Learning agent-based modeling with LLM companions: Experiences of novices and experts using ChatGPT & NetLogo chat. In *Proceedings of the CHI Conference on Human Factors in Computing Systems*. 1–18.
- [15] Agatha M Conrad and Don Munro. 2008. Relationships between computer self-efficacy, technology, attitudes and anxiety: Development of the computer technology use scale (CTUS). *Journal of Educational Computing Research* 39, 1 (2008), 51–73.
- [16] Fred D Davis. 1989. Perceived usefulness, perceived ease of use, and user acceptance of information technology. *MIS quarterly* (1989), 319–340.
- [17] Fred D Davis, Richard P Bagozzi, and Paul R Warshaw. 1989. User acceptance of computer technology: A comparison of two theoretical models. *Management science* 35, 8 (1989), 982–1003.
- [18] Department of Education. 2023. Artificial Intelligence and the Future of Teaching and Learning Insights and Recommendations. <https://www.ed.gov/sites/ed/files/documents/ai-report/ai-report.pdf>.
- [19] Lu Ding, Tong Li, Shiyang Jiang, and Albert Gapud. 2023. Students' perceptions of using ChatGPT in a physics class as a virtual tutor. *International Journal of Educational Technology in Higher Education* 20, 1 (2023), 63.
- [20] Daniel Dominguez Figaredo. 2020. Data-driven educational algorithms pedagogical framing. *Revista Iberoamericana de Educación a Distancia* (2020).
- [21] Daniel Dominguez Figaredo and Julia Stoyanovich. 2023. Responsible AI literacy: A stakeholder-first approach. *Big Data & Society* 10, 2 (2023), 20539517231219958.
- [22] Sahalie Donaldson. 2023. After initially shunning artificial intelligence, NYC schools partner with Microsoft on AI teaching assistant. *City & State NY* (2023). <https://www.cityandstateny.com/policy/2023/09/after-initially-shunning-artificial-intelligence-nyc-schools-partner-microsoft-ai-teaching-assistant/390292/>
- [23] Sibusisiwe Dube, Sinokubekezela Dube, Belinda Mutunhu Ndlovu, Kudakwashe Maguraushe, Lario Malungana, Fungai Jacqueline Kiwa, and Martin Muduva. 2024. Students' Perceptions of ChatGPT in Education: A Rapid Systematic Literature Review. In *Science and Information Conference*. Springer, 258–279.
- [24] Alice Eagly and Shelly Chaiken. 1998. Attitude structure. *Handbook of social psychology* 1 (1998), 269–322.
- [25] Jacquelynne S Eccles and Allan Wigfield. 2020. From expectancy-value theory to situated expectancy-value theory: A developmental, social cognitive, and sociocultural perspective on motivation. *Contemporary educational psychology* 61 (2020), 101859.
- [26] Mahmoud Elkhodr, Ergun Gide, Robert Wu, and Omar Darwish. 2023. ICT students' perceptions towards ChatGPT: An experimental reflective lab analysis. *STEM Education* 3, 2 (2023), 70–88.
- [27] Jeremy Engle. 2023. Would You Want an A.I. Tutor? *The New York Times* (2023). <https://www.nytimes.com/2023/09/11/learning/would-you-want-an-ai-tutor.html>
- [28] Yao Fu and Zhenjie Weng. 2024. Navigating the ethical terrain of AI in education: A systematic review on framing responsible human-centered AI practices. *Computers and Education: Artificial Intelligence* (2024), 100306.

- [29] Sakiko Fukuda-Parr and Elizabeth Gibbons. 2021. Emerging consensus on ‘ethical AI’: Human rights critique of stakeholder guidelines. *Global Policy* 12 (2021), 32–44.
- [30] Silvia Garcia-Mendez, Francisco de Arriba-Perez, and Maria del Carmen Somoza-Lopez. 2024. A review on the use of large language models as virtual tutors. *Science & Education* (2024), 1–16.
- [31] William M Gardner and Kenneth B Melvin. 1988. A scale for measuring attitude toward cheating. *Bulletin of the Psychonomic Society* 26, 5 (1988), 429–432.
- [32] Aashish Ghimire, James Prather, and John Edwards. 2024. Generative AI in Education: A Study of Educators’ Awareness, Sentiments, and Influencing Factors. *arXiv preprint arXiv:2403.15586* (2024).
- [33] Siti NH Hadie and Muhamad SB Yusoff. 2016. Assessing the validity of the cognitive load scale in a problem-based learning setting. *Journal of Taibah University Medical Sciences* 11, 3 (2016), 194–202.
- [34] Aidan Homewood, Sophie Williams, Noemi Dreksler, John Lidiard, Malcolm Murray, Lennart Heim, Marta Ziosi, Seán Ó hÉigeartaigh, Michael Chen, Kevin Wei, et al. 2025. Third-party compliance reviews for frontier AI safety frameworks. *arXiv preprint arXiv:2505.01643* (2025).
- [35] Elen J Instefjord and Elaine Munthe. 2017. Educating digitally competent teachers: A study of integration of professional digital competence in teacher education. *Teaching and teacher education* 67 (2017), 37–45.
- [36] Nayab Iqbal, Hassaan Ahmed, and Kaukab Abid Azhar. 2022. Exploring teachers’ attitudes towards using ChatGPT. *Global Journal for Management and Administrative Sciences* 3, 4 (2022), 97–111.
- [37] Malin Jansson, Kathy Tian, Stefan Hrstinski, and Olov Engwall. 2024. An initial exploration of semi-automated tutoring: How AI could be used as support for online human tutors. In *Networked Learning Conference*, Vol. 14.
- [38] Irina Jurenka, Markus Kunesch, Kevin R McKee, Daniel Gillick, Shaojian Zhu, Sara Wiltberger, Shubham Milind Phal, Katherine Hermann, Daniel Kasenberg, Avishkar Bhoopchand, et al. 2024. Towards responsible development of generative AI for education: An evaluation-driven approach. *arXiv preprint arXiv:2407.12687* (2024).
- [39] Majeed Kazemitabaar, Runlong Ye, Xiaoning Wang, Austin Z Henley, Paul Denny, Michelle Craig, and Tovi Grossman. 2024. CodeAid: Evaluating a Classroom Deployment of an LLM-based Programming Assistant that Balances Student and Educator Needs. *arXiv preprint arXiv:2401.11314* (2024).
- [40] Anna Kowalska-Pyzalska. 2023. *Diffusion of Innovative Energy Services: Consumers’ Acceptance and Willingness to Pay*. Elsevier.
- [41] Sam Lau and Philip Guo. 2023. From “Ban it till we understand it” to “Resistance is futile”: How university programming instructors plan to adapt as more students use AI code generation and explanation tools such as ChatGPT and GitHub Copilot. In *Proceedings of the 2023 ACM Conference on International Computing Education Research-Volume 1*. 106–121.
- [42] Changyoon Lee, Junho Myung, Jieun Han, Jiho Jin, and Alice Oh. 2023. Learning from Teaching Assistants to Program with Subgoals: Exploring the Potential for AI Teaching Assistants. *arXiv preprint arXiv:2309.10419* (2023).
- [43] Christoph Leiter, Ran Zhang, Yanran Chen, Jonas Belouadi, Daniil Larionov, Vivian Fresen, and Steffen Eger. 2024. Chatgpt: A meta-analysis after 2.5 months. *Machine Learning with Applications* 16 (2024), 100541.
- [44] Jimmie Leppink, Fred Paas, Cees PM Van der Vleuten, Tamara Van Gog, and Jeroen JG Van Merriënboer. 2013. Development of an instrument for measuring different types of cognitive load. *Behavior research methods* 45 (2013), 1058–1072.
- [45] Shu-Sheng Liaw. 2007. Understanding computers and the Internet as a work assisted tool. *Computers in Human Behavior* 23, 1 (2007), 399–414.
- [46] Shu-Sheng Liaw. 2008. Investigating students’ perceived satisfaction, behavioral intention, and effectiveness of e-learning: A case study of the Blackboard system. *Computers & education* 51, 2 (2008), 864–873.
- [47] Anna Lieb and Toshali Goel. 2024. Student Interaction with NewtBot: An LLM-as-tutor Chatbot for Secondary Physics Education. In *Extended Abstracts of the CHI Conference on Human Factors in Computing Systems*. 1–8.
- [48] Chung Kwan Lo. 2023. What is the impact of ChatGPT on education? A rapid review of the literature. *Education Sciences* 13, 4 (2023), 410.
- [49] Belinda Louie, Elin A Bjorling, Annie Coney Kuo, and Patricia Alves-Oliveira. 2022. Designing for culturally responsive social robots: An application of a participatory framework. *Frontiers in Robotics and AI* 9 (2022), 983408.
- [50] Rosemary Luckin, Mutlu Cukurova, Carmel Kent, and Benedict du Boulay. 2022. Empowering educators to be AI-ready. *Computers and Education: Artificial Intelligence* 3 (2022), 100076.
- [51] Christian Meske, Enrico Bunde, Johannes Schneider, and Martin Gersch. 2022. Explainable artificial intelligence: objectives, stakeholders, and future research opportunities. *Information systems management* 39, 1 (2022), 53–63.
- [52] Microsoft. 2024. Microsoft Education AI Toolkit. <https://cdn-dynmedia-1.microsoft.com/is/content/microsoftcorp/microsoft/final/en-us/microsoft-product-and-services/microsoft-education/downloadables/Microsoft-Education-AI-Toolkit1.pdf>
- [53] Carl Mitcham. 1994. *Thinking through technology: The path between engineering and philosophy*. University of Chicago Press.
- [54] Reza Hadi Mogavi, Chao Deng, Justin Juho Kim, Pengyuan Zhou, Young D Kwon, Ahmed Hosny Saleh Metwally, Ahmed Tlili, Simone Bassanelli, Antonio Bucchiarone, Sujit Gujar, et al. 2024. ChatGPT in education: A blessing or a curse? A qualitative study exploring early adopters’ utilization and perceptions. *Computers in Human Behavior: Artificial Humans* 2, 1 (2024), 100027.
- [55] Amr M Mohamed. 2024. Exploring the potential of an AI-based Chatbot (Chat-GPT) in enhancing English as a Foreign Language (EFL) teaching: perceptions of EFL Faculty Members. *Education and Information Technologies* 29, 3 (2024), 3195–3217.
- [56] Maya Murad. 2022. Back to Basics: Revisiting the Responsible AI Framework. <https://towardsdatascience.com/back-to-basics-revisiting-the-responsible-ai-framework-847fd3ec860b/> Accessed on May 1, 2025.
- [57] School District of Palm Beach County. 2024. Khanmigo Brings AI-Powered Assistance to the Classroom for Students and Teachers. <https://www.youtube.com/watch?v=gqWP9HP7Q8>. [Online; accessed 18-November-2024].
- [58] Ezeri Ogbo-Gebhardt and Oruaro Ogbo. 2024. *Using a Large Language Model-Powered Assistant in Teaching: Stories of Acceptance, Use, and Impact among Ethnic Minority Students*. 24th ITS Biennial Conference, Seoul 2024. New bottles for new wine: digital transformation demands new policies and strategies 302517. International Telecommunications Society (ITS). <https://ideas.repec.org/p/zbw/itsb24/302517.html>
- [59] Reinhard Pekrun, Elisabeth Vogl, Krista R Muis, and Gale M Sinatra. 2017. Measuring emotions during epistemic activities: the Epistemically-Related Emotion Scales. *Cognition and Emotion* 31, 6 (2017), 1268–1276.
- [60] Ray Ravaglia. 2024. Microsoft Joins Khan Academy To Bring Free AI To K-12 Educators. *Forbes* (2024). <https://www.forbes.com/sites/rayravaglia/2024/05/21/microsoft-joins-khan-academy-to-bring-free-ai-to-k-12-educators/>
- [61] John T Richards, David Piorkowski, Michael Hind, Stephanie Houde, Aleksandra Mojsilovic, and Kush R Varshney. 2021. A Human-Centered Methodology for Creating AI FactSheets. *IEEE Data Eng. Bull.* 44, 4 (2021), 47–58.
- [62] Michael P Rogers, Hannah Miller Hillberg, and Christopher L Groves. 2024. Attitudes Towards the Use (and Misuse) of ChatGPT: A Preliminary Study. In *Proceedings of the 55th ACM Technical Symposium on Computer Science Education V. 1*. 1147–1153.
- [63] Kalhan Rosenblatt. 2023. New York City public schools remove ChatGPT ban. *NBC News* (2023). <https://www.nbcnews.com/tech/chatgpt-ban-dropped-new-york-city-public-schools-rcna85089>
- [64] Shrafat Ali Sair and Rizwan Qaisar Danish. 2018. Effect of performance expectancy and effort expectancy on the mobile commerce adoption intention through personal innovativeness among Pakistani consumers. *Pakistan Journal of Commerce and social sciences (PJCSS)* 12, 2 (2018), 501–520.
- [65] Malik Sallam, Nesreen A Salim, Muna Barakat, Kholoud Al-Mahzoum, B Ala’a, Diana Malaeb, Rabih Hallit, Souheil Hallit, et al. 2023. Assessing health students’ attitudes and usage of ChatGPT in Jordan: validation study. *JMIR medical education* 9, 1 (2023), e48254.
- [66] Camilla Schreiner and Svein Sjøberg. 2004. Sowing the seeds of ROSE: background, rationale, questionnaire development and data collection for ROSE (The Relevance of Science Education): a comparative study of students’ views of science and science education. *Acta didactica* <http://urn.nb.no/URN:NBN:no-14449> (2004).
- [67] Martin Schrepp, Andreas Hinderks, and Jörg Thomaschewski. 2017. Design and Evaluation of a Short Version of the User Experience Questionnaire (UEQ-S). *International Journal of Interactive Multimedia and Artificial Intelligence* 4 (01 2017), 103. doi:10.9781/ijimai.2017.09.001
- [68] Sedigheh Shakib Kotamjani, Sojida Shirinova, and Mehrnaz Fahimrad. 2023. Lecturers perceptions of using Artificial Intelligence in Tertiary Education in Uzbekistan. In *Proceedings of the 7th International Conference on Future Networks and Distributed Systems*. 570–578.
- [69] Abdulhadi Shoufan. 2023. Exploring students’ perceptions of ChatGPT: Thematic analysis and follow-up survey. *IEEE Access* (2023).
- [70] Natasha Singer. 2023. In Classrooms, Teachers Put A.I. Tutoring Bots to the Test. *The New York Times* (2023). <https://www.nytimes.com/2023/06/26/technology/newark-schools-khan-tutoring-ai.html>
- [71] Matthijs Smakman and Elly A Konijn. 2020. Robot tutors: Welcome or ethically questionable?. In *Robotics in Education: Current Research and Innovations* 10. Springer, 376–386.
- [72] C Estelle Smith, Alemitu Bezabih, Shadi Nourriz, Bo Wu, and Gabe Fierro. 2024. Toward LLM-Powered Robots In Engineering Education. (2024).
- [73] Jan-Willem Strijbos, Susanne Narciss, and Katrin Dünnebier. 2010. Peer feedback content and sender’s competence level in academic writing revision tasks: Are they critical for feedback perceptions and efficiency? *Learning and instruction* 20, 4 (2010), 291–303.
- [74] Woong Suh and Seongjin Ahn. 2022. Development and validation of a scale measuring student attitudes toward artificial intelligence. *Sage Open* 12, 2 (2022), 21582440221100463.
- [75] Johan Svenningsson. 2020. The Mitcham Score: quantifying students’ descriptions of technology. *International Journal of Technology and Design Education* 30, 5 (2020), 995–1014.

- [76] Johan Svenningsson, Magnus Hultén, and Jonas Hallström. 2018. Understanding attitude measurement: Exploring meaning and use of the PATT short questionnaire. *International journal of technology and design education* 28 (2018), 67–83.
- [77] Kuttimani Tamilmani, Nripendra P Rana, Samuel Fosso Wamba, and Rohita Dwivedi. 2021. The extended Unified Theory of Acceptance and Use of Technology (UTAUT2): A systematic literature review and theory evaluation. *International Journal of Information Management* 57 (2021), 102269.
- [78] Mark Turner, Barbara Kitchenham, Pearl Brereton, Stuart Charters, and David Budgen. 2010. Does the technology acceptance model predict actual use? A systematic literature review. *Information and software technology* 52, 5 (2010), 463–479.
- [79] Jeroen JG Van Merriënboer and John Sweller. 2005. Cognitive load theory and complex learning: Recent developments and future directions. *Educational psychology review* 17 (2005), 147–177.
- [80] Viswanath Venkatesh, Michael G Morris, Gordon B Davis, and Fred D Davis. 2003. User acceptance of information technology: Toward a unified view. *MIS quarterly* (2003), 425–478.
- [81] Viswanath Venkatesh, James YL Thong, and Xin Xu. 2012. Consumer acceptance and use of information technology: extending the unified theory of acceptance and use of technology. *MIS quarterly* (2012), 157–178.
- [82] M.J. Vries, de. 1988. *Techniek in het natuurkunde-onderwijs*. Phd Thesis 1 (Research TU/e / Graduation TU/e). Applied Physics and Science Education. doi:10.6100/IR279995
- [83] Hao Wang and Vincent Blok. 2025. Why putting artificial intelligence ethics into practice is not enough: Towards a multi-level framework. *Big Data & Society* 12, 2 (2025), 20539517251340620.
- [84] Yichuan Wang, Mengran Xiong, and Hossein Olya. 2020. Toward an understanding of responsible artificial intelligence practices. In *Proceedings of the 53rd hawaii international conference on system sciences*. Hawaii International Conference on System Sciences (HICSS), 4962–4971.
- [85] Steven Watson and Jonathan Romic. 2024. ChatGPT and the entangled evolution of society, education, and technology: A systems theory perspective. *European Educational Research Journal* (2024), 14749041231221266.
- [86] Jason Lee Weber, Barbara Martinez Neda, Kitana Carbajal Juarez, Jennifer Wong-Ma, Sergio Gago-Masague, and Hadar Ziv. 2024. Measuring CS Student Attitudes Toward Large Language Models. In *Proceedings of the 55th ACM Technical Symposium on Computer Science Education V. 2*. 1846–1847.
- [87] Johannes Woithe and Ondrej Filipec. 2023. Understanding the adoption, perception, and learning impact of ChatGPT in higher education: A qualitative exploratory case study analyzing students' perspectives and experiences with the AI-based large language model.
- [88] Karen Woodruff, James Hutson, and Kathryn Arnone. 2023. Perceptions and barriers to adopting artificial intelligence in K-12 education: A survey of educators in fifty states. In *Reimagining Education - The Role of E-learning, Creativity, and Technology in the Post-pandemic Era*. Faculty Scholarship.
- [89] Yangyu Xiao and Yuying Zhi. 2023. An exploratory study of EFL learners' use of ChatGPT for language learning tasks: Experience and perceptions. *Languages* 8, 3 (2023), 212.
- [90] Stephanie Yamkovenko. 2024. Top AI-in-Education Moments of 2023: The Year Artificial Intelligence Dominated Education News. *Khan Academy Blog* (2024). <https://blog.khanacademy.org/khanmigo-top-ai-in-education-moments-of-2023-the-year-artificial-intelligence-dominated-education-news-kl/>
- [91] Ramazan Yilmaz and Fatma Gizem Karaoglan Yilmaz. 2023. Augmented intelligence in programming learning: Examining student views on the use of ChatGPT for programming learning. *Computers in Human Behavior: Artificial Humans* 1, 2 (2023), 100005.
- [92] Elana Zeide. 2019. Robot teaching, pedagogy, and policy. *Oxford Handbook of Ethics of AI* (2019).
- [93] He Zhang, Jingyi Xie, Chuha Wu, Jie Cai, ChanMin Kim, and John M Carroll. 2024. The Future of Learning: Large Language Models through the Lens of Students. *arXiv preprint arXiv:2407.12723* (2024).
- [94] Alex Zimmerman. 2024. NYC withdraws \$1.9 million proposal for AI reading tutor after criticism from finance watchdog. *Chalkbeat* (2024). <https://www.chalkbeat.org/newyork/2024/12/18/nyc-pulls-pep-contract-for-ai-reading-tutor-eps-learning/>

Supplementary Materials

A Literature review

This section supplements the material in Section Framework Design / Perceptions in the body of the paper.

To provide an overview of the field and inform the taxonomy of the *Co-PALE* framework, we first reviewed scholarly studies of stakeholder perceptions of AI-based systems in educational settings. We focused on identifying the most prevalent perceptions among key stakeholder groups—such as students, teachers, parents, and administrators—addressing the following question:

RQ: Who are the key stakeholders and what are their perceptions as identified in the literature?

A.1 Methods

A.1.1 Selection procedure. The literature review is expected to provide a foundation for understanding existing perceptions and addressing gaps in the literature. Therefore, instead of a systematic review, we decided to use Google Scholar as a data set, searching for scientific articles containing the search strings (“Large language models” OR “LLMs” OR “LLM-based tutor” OR “LLM-powered chatbot” OR “ChatGPT”) AND (“perceptions” OR “perspectives” OR “attitudes”) in their title, abstract, keywords, or introduction. For the selection procedure, we limited the number of results to the first 100 articles, using Google Scholar’s relevance sort order.

Articles were included if they met the following criteria: (1) discussed LLM-powered systems in education; (2) addressed perceptions of education stakeholders, such as students, teachers, parents, school staff, or education-related professionals; (3) were based on experimental, quasi-experimental, pre-experimental, or non-experimental research (excluding commentaries, secondary data analyses, and literature reviews); and (4) were written in English. Finally, the study must involve LLM-powered chatbots. Studies that only mentioned “AI tool” without specifying whether they referred to large language model-based technology or rule-based systems were excluded. This resulted in the selection of $N = 38$ full-text articles for analysis.

A.1.2 Content analysis. After an initial reading of the articles, we identified recurring patterns or themes and developed a codebook to capture them. The codebook was developed combining codes taken from articles that employed existing theoretical frameworks (deductive) and codes that emerged from the articles without available codebooks or that did not develop one (inductive). In the latter cases, we annotated the results and discussion sections of the articles. As for the level of implication allowed, we included both explicit references to concepts and those implied by words or phrases. We allowed for flexibility by adding codes throughout the iterative readings.

Hence, we coded for the frequency, that is, we examined the presence of a selected code in the articles. We identified whether each code or concept reflected negative perceptions or concerns, positive perceptions or opportunities, or neutral perceptions. Additionally, we identified the specific stakeholder group(s) from which each code or concept originated. The validity of the coding process was ensured through multiple rounds of coding, allowing for refinement and consistency across the analysis.

A.2 Findings

We now summarize the basic break-down of the $N = 38$ articles included in our analysis. As shown in Figure 2 (left), the majority of the included articles had samples from Asia ($N = 21$), followed by Europe ($N = 20$), North America ($N = 18$), Oceania ($N = 5$), Latin America ($N = 4$), and Africa ($N = 4$). (Note that several articles included samples from multiple continents.) When the location of the participants was not specified, the location of the authors’ university was selected as a proxy.

Regarding the contexts of application of the LLM-based chatbots, Figure 2 (center) illustrates that the most frequent educational context of the studies was STEM ($N = 19$, 50%), followed by English-as-foreign-language (EFL) ($N = 5$, 13%) and Humanities ($N = 1$). A considerable number of studies did not specify the educational context ($N = 13$, 34%).

Table 5 presents a break-down by type of study design. Most of the articles employed non-experimental study designs. 13 studies used interviews or surveys with exclusively open-ended questions, most of which were semi-structured. 12 studies used mixed methods, including surveys with both open- and closed-ended questions, as well as less common methodologies, such as having participants draw a visual representation of their perception of ChatGPT followed by a survey [19]. Three studies used quantitative questionnaires. Three articles used quasi-experimental research designs, two of which used pre- and post-test methodology, and one, mixed methods. One study was pre-experimental, using a one-shot case study design. Among the experimental designs, the most common was mixed methods, followed by randomized controlled trials (RCT) and multi-arm randomized trials.

A.2.1 RQ: Key stakeholders and their perceptions. As shown in Figure 2 (right), students were the most studied stakeholder group, appearing in 31 of the 38 (82%) studies, 27 of which involved University-level students and 4 involved K-12 students. Teacher perceptions were analyzed in 12 (32%) studies. Additionally, perceptions of industry professionals were considered in 1 study, albeit without explicitly specifying whether these were ed-tech professionals or learners. No studies included any other stakeholders, such as parents or school administrators.

We identified different types of perceptions: positive (opportunities/benefits), negative (concerns), and neutral. We organized these perceptions into four categories: *Attributes*, *Impact on Processes or Outcomes*, *User Experience*, and *Ethical and Societal Implications*.

Figure 3 summarizes results of our analysis, showing the total number of mentions of perceptions in each category separately for two stakeholder groups, Students (Figure 3a) and Teachers (Figure 3b). We present additional details about each perception category in the remainder of this section. Note that, while we do not provide quantitative details about industry professionals as a stakeholder group, because they were only covered in one article, we do include them when discussing qualitative findings.

Overall, the perceptions of students were more frequently positive than either negative or neutral, whereas teachers’ were slightly more frequently negative. Specifically, with 56% of all perceptions were positive and 38% were negative for students vs. 43% positive and 52% negative for teachers. Additionally, while both students’ and teachers’ perceptions focused heavily on the ethics of

Table 5: Number of papers per type of study design

Study type		# studies
Non-experimental	Interviews or open-ended questions surveys	13
	Mixed-methods	12
	Questionnaires	3
Quasi-experimental	Pre-test/Post-test	2
	Mixed-methods	1
Pre-Experimental	One-shot case study	1
	Mixed-methods	3
Experimental	Randomized controlled trial	2
	Multi-arm randomized trial	1

LLM-based systems, particularly in a negative or concerned light, students also expressed multiple views on UX, particularly emphasizing opportunities and positive aspects. In contrast, teachers expressed fewer opinions on UX as well as on other dimensions.

Attributes. This category refers to perceptions of the characteristics of LLM-based chatbots. The papers we surveyed discussed the perceptions of students, teachers, and industry professionals regarding these attributes. The key attributes identified included: Convenience (also referred to as “accessibility”, “responsiveness” or “speed”), Accuracy (also referred to as “confidence and trust in LLMs”), Knowledge base, Anthropomorphism (also referred to as “human-like qualities”, “perceived humanness” and “Natural Language Processing (NLP) capabilities”), and various other, less popular technical specifications, such as character limit and code editing. Perceptions of these attributes were mixed, with each being viewed both positively and negatively, except for Convenience, which was consistently seen as an advantage. Additionally, no neutral perceptions were found regarding these attributes.

The most frequent positive perception among students and teachers is Convenience. For example, students in Kazemitabaar et al. [39] appreciated CodeAid’s “24/7 availability”, whereas teachers in Mohamed [55] highlighted the bot’s “real-time interaction and feedback”.

In contrast, the most recurring concern for students, teachers, and industry professionals is Accuracy. For example, students in Weber et al. [86] were concerned with the accuracy of answers provided by LLMs, while teachers in Ghimire et al. [32] stated that generative AI can produce “incorrect or fabricated results.” However, an industry professional in Chen et al. [14] expressed that although she had “low trust in ChatGPT”, she felt more confident after using it, as it helped her understand what she needed to figure out and made her in general faster.

Impact on Processes and Outcomes. This category refers to perceptions related to teaching and learning processes and their results. These perceptions were most commonly expressed by students and teachers, and include: Efficiency, Student motivation, Performance expectancy (a concept from UTAUT [80] and UTAUT2 [1], referring to improved student learning and outcomes, Cost-effectiveness, as

well as Critical thinking and problem solving skills. Among these, Performance expectancy, Cost-effectiveness, and Critical thinking and problem solving skills generated mixed perceptions. No neutral perceptions were found regarding these impacts.

Efficiency was the most commonly cited positive perception among students, teachers, and industry professionals. For example, students in Kazemitabaar et al. [39] stated that AI “helps them work more efficiently,” while teachers in Jansson et al. [37] reported that “not having to calculate the problem themselves may free up time and make them more efficient as coaches, enabling them to help more students.” Similarly, industry professionals in Chen et al. [14] noted that “with LLMs, human time and energy could be liberated for more high-level tasks.”

The most common negative perception across students and teachers was the impact on Critical thinking and problem solving skills. For example, a student in Woithe and Filipec [87] noted that while ChatGPT “is a tool that’s very useful when learning,” they were “still a bit scared [that] I’ll become incompetent to think on my own.” Teachers in Ghimire et al. [32] also expressed concern, stating that LLMs “decrease critical thinking.”

User Experience (UX). This category of perceptions relates to how individuals feel about interacting with LLM-powered systems. It includes concepts such as perceived Usefulness, Ease of use, Intention to use, Hedonic motivation, Well-being, Perceived importance, and Human interaction loss. Many of these—like Usefulness, Ease of use, Intention to use, and Hedonic motivation—originated in the Technology Acceptance Model (TAM) [16] and evolved in the Unified Theory of Acceptance and Use of Technology (UTAUT) [80] and UTAUT2 [1], often with different names. For instance, perceived Usefulness in TAM is called Performance expectancy in UTAUT [64], but we retained the term perceived Usefulness due to its use in studies beyond these frameworks. Similarly, TAM’s Ease of use evolved into UTAUT’s Effort expectancy, reflecting the role of technical skills in technology acceptance [80]. Except for Human interaction loss, which is perceived only negatively, and Hedonic motivation, viewed positively, negatively, and neutrally, all other concepts are perceived both positively and negatively.

The most commonly reported positive perception among students was perceived Usefulness. Findings in Elkhodr et al. [26]

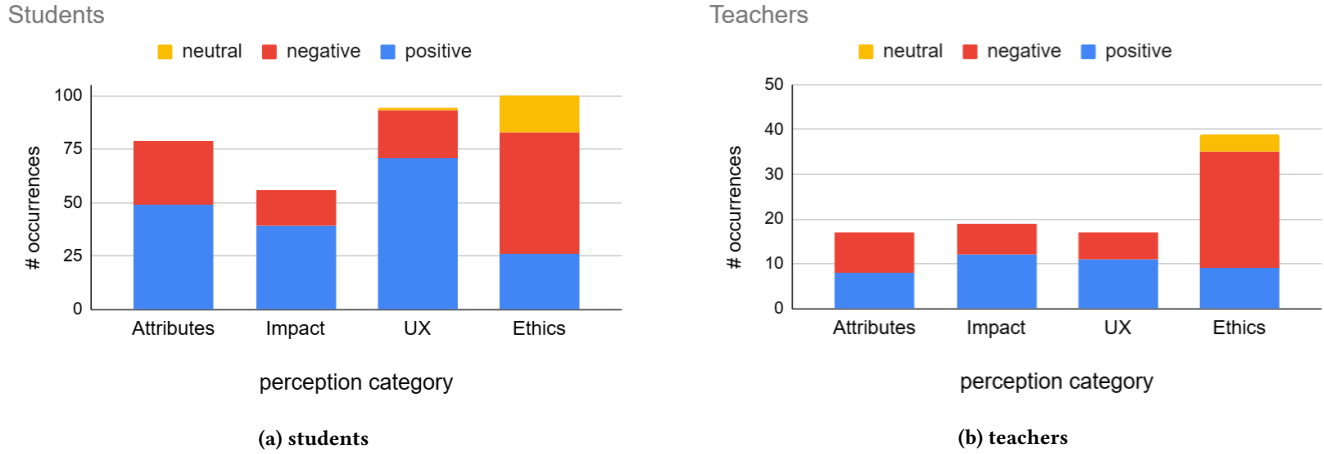


Figure 3: [Summary of perceptions of two major stakeholders, students (3a) and teachers (3b), reported in the articles in our literature review. Here, *Impact* refers to “Impacts on Processes and Outcomes,” *UX* refers to “User Experience,” and *Ethics* refers to “Ethical and Societal Implications.” See Appendix B for a detailed break-down.

show “a positive perception of ChatGPT as useful”, while Lee et al. [42] state that “Learners’ perception of the AI Teaching Assistant (TA) is on par with that of human TAs in terms of [...] helpfulness.” The most positive perception among teachers was Ease of use. For example, Jansson et al. [37] reports that “The coaches expressed surprise about how friendly and supportive the AI bot was,” while teachers in Iqbal et al. [36] mentioned that ChatGPT is “extremely user-friendly.” Industry professionals reported positive perceptions of both Usefulness and Intention to use [14].

The most common concern among both students and teachers is Human interaction loss. For example, a student in Ogbo-Gebhardt and Ogbo [58] disclosed that “she felt a bit of anxiety considering how increased adoption of LLM tools could lead to increased social isolation,” while Chan and Hu [12] reported that “in academic institutions and education, some were concerned that the widespread use of AI might affect the student–teacher relationship, as students may be ‘disappointed and lose respect for teachers.’” Teachers also expressed concerns about the “lack of human connection” [55]. Interestingly, Ease of use was equally as concerning as Human interaction loss among teachers, with some mentioning that “they found it difficult to use” [36] when discussing ChatGPT.

The only neutral UX perception in the literature is Hedonic motivation, a UTAUT2 concept referring to the fun or pleasure of using a technology. For instance, Lieb and Goel [47] observed that “the neutral hedonic evaluation indicates that users had more neutral feelings about how interesting or exciting it was to use NewtBot.”

Ethical and Societal Implications. This category covers the anticipated impact of introducing LLM-based tools in schools, including Social justice, Job replacement, Reliance, Ethical and privacy concerns, Academic integrity, Social influence (a construct from UTAUT that captures the impact of family and friends on technology acceptance), Workplace changes, and Learning changes. While

all were viewed positively and negatively, the last four also had neutral perceptions.

The most frequently mentioned positive perception among students is Reliance on LLM-based bots. For instance, Smith et al. [72] noted that “few students described behaviors that appeared to be intentional cheating (i.e., ‘generating complete answers’),” demonstrating a healthy level of reliance on LLMs. Similarly, Kazemitabaar et al. [39] reported that “although some students, like S14, felt that they ‘over-relied on it too much rather than thinking,’ many students displayed signs of self-regulation.” This positive perception is also evident among industry professionals. A participant in Chen et al. [14] compared ChatGPT (GPT-4) and NetLogo, commenting that ChatGPT “assumed what I wanted it to do, whereas this one makes you specify your assumptions.” They preferred NetLogo Chat’s approach because “it makes you think about the code more.” For teachers, the most common positive perception was social justice, encompassing “equity,” “accessibility,” and “cultural understanding.” Teachers in Mohamed [55] noted that ChatGPT could become a “tool for enhancing language exposure and cultural understanding [...] and a tool for enhancing language accessibility and equity.” Similarly, teachers in Lau and Guo [41] stated that “AI may improve equity and access.”

The most frequent concern among students was also related to Reliance, which, in this case, takes the shape of overreliance. This concern is reflected in statements such as, “I feel that everyone might gradually lose their ability to think, as people won’t be willing to think anymore. They’ll just rely on machines to do the thinking for them” [93], or “While students are specifically informed that AI can make mistakes and the exam keys are even provided, almost half of the students still agree with all the answers provided by ChatGPT, regardless of whether the answers are correct or incorrect” [19]. Similar concerns about Reliance were also shared by industry professionals. The most common concern among teachers is Academic integrity, often framed as “plagiarism” or “AI-assisted cheating.” For example, teachers in [32] expressed

concern about “focus on product over process,” while Iqbal et al. report that most teachers surveyed “found ChatGPT would be used by students for cheating, and it will make them lazy.”

Finally, the most common neutral perceptions regarding the Ethical and Societal Implications of LLM-powered tools were related to Changes in the workplace for students and both Changes in the workplace and Changes in learning for teachers. Regarding the former, Rogers et al. found that “Almost all students agreed that ChatGPT will be integral to their careers,” while Bernabei et al. reported that “students recognized the practical relevance of using such tools in a university context, as they believed it would better prepare them for the future working world, where AI is anticipated to play a prominent role.” As for the latter, a teacher in [55] stated, “I see ChatGPT playing an increasingly central role in EFL education in the future.”

A.3 Gaps in the literature

After reviewing relevant academic work on stakeholder perceptions of AI-based systems in educational settings, we identified the following gaps:

Stakeholder representation. Our literature review highlighted a lack of representation of stakeholders beyond students and teachers, such as parents and broader school staff. Figure 2 shows that students appeared as the most recurring stakeholders, followed by teachers. This finding mirrors a conclusion from a literature review on robot tutors by Smakman and Konijn [71], who also noted the lack of parental representation. It further underscores the need identified by Louie et al. [49] to include “key stakeholders (students, parents, and teachers) as essential to ensure a culturally responsive robot.” Finally, it echoes the concerns raised by Zeide [92] that “school procurement and implementation of these systems are rarely part of public discussion.”

Context representation. The second gap highlighted by our literature review was the inadequate representation of the educational context, particularly in terms of discipline and educational levels of the students’ sample. Figure 2 illustrates the contexts of application of LLM-based systems, with the most frequent ones being STEM, followed by studies with unspecified contexts. Additionally, a lack of diversity in educational levels could be observed in Figure 2, where 27 out of the 31 studies involving students focusing on university-level students and only four studies involving K-12 students. This is a critical issue because, while university students can independently choose whether to use AI technologies, K-12 students typically do not have a say in the implementation of these technology within their curricula [57, 70]. This underscores the need for further research on perceptions across a wider range of educational contexts.

Homogeneity in assessment of perceptions. Finally, the wide variety of theories, scales, and terms used across the literature to assess and name perceptions highlights the need for standardization in these aspects. For example, in Ogbo-Gebhardt and Ogbo [58], the theme of trust in and accuracy of the responses generated by LLM-based bots is considered a Facilitating condition (UTAUT), whereas in multiple other papers [19, 39, 91] it is treated as a separate concept. This lack of unified terminology makes it difficult to develop

a clear understanding of how stakeholders perceive LLM-based technology.

Building on the works described above, we advocate for the inclusion and systematic collection of stakeholder perspectives to inform the design and deployment of LLM-powered systems in the classroom.

B Supplementary statistics

Complete break-down of perceptions, for all perception types in our taxonomy, for two main stakeholder groups—students and teachers—are presented in Table 6.

C Models of Perception

Complete breakdown of models and theories conceptualizing attitudes, beliefs, and/or behaviors toward technology, as they appear in the literature, to investigate stakeholders’ perceptions of LLM-based chatbots. The breakdown supports the thesis outlined in the third gap identified in the literature, namely, the lack of homogeneity in the assessment of perceptions and the need for standardization in how perceptions are conceptualized.

Technology Acceptance Model (TAM) The Technology Acceptance Model (TAM) was first developed in 1989 by Davis and Davis et al.) as a tool to predict the likelihood of adopting a new technology within a group or an organization. Originating in the psychological theory of reasoned action and theory of planned behavior (TPB) [40], TAM suggests that an individual’s beliefs, attitudes, and intentions can explain their adoption and use of technology. TAM evaluates the influence of four internal variables on actual technology use, namely, Perceived Ease of Use (PEU); Perceived Usefulness (PU); Attitude Toward Use (ATU), and Behavioral Intention to Use (BI) [16, 40, 78].

Unified Theory of Acceptance and Use of Technology (UTAUT) The Unified Theory of Acceptance and Use of Technology (UTAUT) originates as an extension of TAM and was originally used to explain user behavior and intentions in information system contexts [40, 68, 81]. The UTAUT model comprises several key constructs that affect users’ acceptance and use of technology. These are: Performance Expectancy, Effort Expectancy, Social Influence and Facilitating Conditions. According to Venkatesh et al., the Effort Expectancy factor derives from the Ease of Use factor included in the Technology Acceptance Model (TAM). Additionally, the UTAUT model includes four other moderating variables, i.e., Gender, Age, Experience, and Voluntarism of Use, that may influence the four main constructs [68, 81].

Extended Unified Theory of Acceptance and Use of Technology (UTAUT2) The Extended Unified Theory of Acceptance and Use of Technology (UTAUT2) is an extension of the previous one, as it incorporates additional constructs such as hedonic motivation, price value, habit, and usage intention, besides the original ones [1]. Additionally, in UTAUT2, voluntarism of use was dropped as moderator. The predictive ability of UTAUT2 theory is found to be much higher in comparison to UTAUT [77].

ABC Model of Attitudes The ABC Model of Attitudes [24] conceptualizes attitudes as being composed of three elements: Affect, Behavior, and Cognition. Affect refers to the individual’s feelings or

Table 6: Frequency of positive, negative, and neutral perceptions of AI tutors by students and teachers

Perception	Students (Positive)	Teachers (Positive)	Students (Negative)	Teachers (Negative)	Students (Neutral)	Teachers (Neutral)
<i>Attributes</i>						
Convenience	16	3	0	0	0	0
Accuracy	14	2	20	6	0	0
Knowledge base	7	2	4	0	0	0
Anthropomorphism	9	1	4	1	0	0
Other technical specs	3	0	2	2	0	0
Total (Attributes)	49	8	30	9	0	0
<i>Impact on Processes / Outcomes</i>						
Efficiency	17	6	0	0	0	0
Performance expectancy	11	1	1	0	0	0
Student motivation	5	2	0	0	0	0
Critical thinking & problem solving	6	2	16	6	0	0
Cost-effectiveness	0	1	0	1	0	0
Total (Impact)	39	12	17	7	0	0
<i>User Experience</i>						
Ease of use	16	4	3	2	0	0
Intention to use	15	2	3	1	0	0
Usefulness	19	3	4	0	0	0
Hedonic motivation	12	1	5	1	1	0
Well-being	8	1	2	0	0	0
Perceived importance	1	0	0	0	0	0
Human interaction loss	0	0	5	2	0	0
Total (UX)	71	11	22	6	1	0
<i>Ethical & Societal Implications</i>						
Social justice	6	4	6	5	0	0
Job replacement	3	2	8	3	0	0
Reliance	8	0	14	6	0	0
Ethical/privacy concerns	2	1	12	4	0	0
Academic integrity	3	1	12	8	3	0
Social influence	4	1	5	0	1	0
Changes in workplace	0	0	0	0	9	2
Changes in learning	0	0	0	0	4	2
Total (Ethics)	26	9	57	26	17	4
Grand Total	185	40	126	48	18	4

emotional response toward an object. Behavior reflects the individual’s intentions or actions toward an object or situation. Cognition refers to the beliefs or thoughts an individual holds about an object [2]. These three components collectively constitute an individual’s attitude toward an object, person, issue, or situation.

Cultural-Historical Activity Theory (CHAT) The Cultural-Historical Activity Theory (CHAT) offers a perspective for examining the intricate and dynamic systems in which AI is integrated into

education. When CHAT is applied to technology or AI in education, it doesn’t only consider the student-technology relationship, but the whole activity system (subject, object, tools, rules, community, and division of labour) within the wider socio-cultural and historical context [10]. The underlying concept is that when a new element, such as a new technology, is introduced into the activity system, it often leads to tensions and contradictions. The model can help examine the system and begin envisioning new approaches.

Table 7: Co-PALE mapping for Case 2: AI Curriculum Support Tool in High School

	Stakeholder	Context	R-AI Goals	Educational Goals
	Teachers	Pilot implementation in high school curriculum (grades 9–12)	Fairness in grading, transparency, data security	Improve instructional efficiency; support differentiated learning
Perceptions	Attributes. Accuracy and reliability of grading are essential.	User Experience. Ease of use impacts integration into curriculum.	Impact on Process / Outcome. Time savings and teaching support noted.	Ethical and Societal Implications. Fairness and data privacy are key concerns.
	Students	Direct users of the tool's outputs (assignments, grades, feedback)	Privacy, fairness, and autonomy in AI-supported evaluation	Receive effective, personalized, and fair instruction
Perceptions	Attributes. Accuracy and fairness in grading matter deeply.	User Experience. Clarity and usefulness of feedback are important.	Impact on Process / Outcome. Influences motivation and engagement.	Ethical and Societal Implications. Privacy and transparency are top concerns.
	Parents	Indirect stakeholders in secondary education	Transparency in data use; fairness in learning outcomes	Ensure academic quality; protect student well-being
Perceptions	Attributes. Expect transparency in system function.	User Experience. Usability contributes to trust.	Impact on Process / Outcome. Concerned with grading fairness.	Ethical and Societal Implications. Strong concern for data use and fairness.
	School Administrators	Oversight of AI integration into school-wide curriculum delivery	Compliance, equity, transparency, and oversight responsibilities	Support instructional innovation; manage resources effectively
Perceptions	Attributes. Focus on implementation and reliability.	User Experience. Relevant to monitoring usage and uptake.	Impact on Process / Outcome. Links to teacher performance and student outcomes.	Ethical and Societal Implications. Oversight of fairness and equity in deployment.
	Ed-tech Professionals	Design and deployment of curriculum support systems	Accuracy, fairness, and technical compliance	Enable scalable solutions for personalized learning
Perceptions	Attributes. Accuracy and specification requirements are critical.	User Experience. Interface usability informs deployment success.	Impact on Process / Outcome. Efficiency influences implementation.	Ethical and Societal Implications. Compliance prioritized over broader ethics.

Situated Expectancy-Value Theory (SEVT) Renamed from the original expectancy-value theory, the Situated Expectancy-Value Theory (SEVT) highlights that students' expectancy-value beliefs—how well they believe they will perform on an upcoming task—are situation-specific, meaning they vary across contexts and are influenced by situational characteristics [25]. SEVT is built on two main components, subjective task value and expectation of success. Subjective task value consists of four parts that influence achievement-related choices and performance:

- Attainment value: how important the task is to the individual.
- Intrinsic value: how interesting or enjoyable the task is.
- Utility value: how useful the task is to the individual.

- Relative cost: the perceived cost of engaging in the task.
- Expectation of success refers to how likely the individual believes they are to succeed at the task [25].

Extended three-tier Technology Use Model (3-TUM) The extended Three-tier Technology Use Model (3-TUM) is based on the original 3-TUM, which integrates multidisciplinary perspectives—including motivation, social cognitive theory (SCT), theory of planned behavior (TPB), and the technology acceptance model (TAM)—to investigate attitudes toward information technology [45]. Individual attitudes are divided into three tiers: the individual characteristics and system quality tier, the affective and cognitive tier, and the behavioral intention tier. The individual characteristics tier includes factors such as self-efficacy, hedonic motivation, and

self-regulation, while the system quality tier encompasses environmental factors. The affective and cognitive tier includes perceived satisfaction, perceived usefulness, and performance expectancy [9, 46]. The constructs of performance expectancy and hedonic motivation are inspired by the Extended Unified Theory of Acceptance and Use of Technology (UTAUT2). The extended model adds an additional tier: learning effectiveness [9].

Mitcham's philosophical framework of technology Mitcham's [53] philosophical framework of technology presents a comprehensive view of technology, emphasizing that technological knowledge and volition, rooted in human nature, lead to technological activities and the creation of concrete technological objects. The framework accommodates the full historical and conceptual range of technology—from ancient to modern and from simple to complex forms—without restriction to any specific type. Using this framework, the Mitcham Score was developed to classify students' descriptions of technology through four key elements, namely Objects, Activities, Knowledge and Volition [75].

Specific Forms of Digital Competence Needed to use ChatGPT The Specific Forms of Digital Competence Needed to use ChatGPT [89] is a conceptual model based on [35]'s work on the integration of professional digital competence in initial teacher education programmes. The framework comprises three main components: Technological proficiency (e.g., Be aware of the features of ChatGPT, Understand how ChatGPT works), Pedagogical compatibility (e.g., Think about and plan ways to use ChatGPT to enhance or transform language teaching and learning tasks, Implement tasks that use ChatGPT) and Social awareness (e.g., Have a critical awareness of the drawbacks of ChatGPT and consider them when planning and implementing tasks, Inform learners of the risks, ethical issues, and drawbacks of ChatGPT).

D Perception Scales

Breakdown of scales assessing attitudes, perceptions, feelings and/or behaviors toward technology as they appear in the reviewed studies. Similar to the breakdown of models, the present lists supports the thesis outlined in the third gap identified in the literature: the lack of homogeneity in the assessment of perceptions and the need for standardization in how perceptions are evaluated.

In addition to theoretical frameworks, several studies have assessed perceptions of LLM-based tutors using existing scales, either fully or partially:

Relevance of Science Education (ROSE) The Relevance of Science Education (ROSE) questionnaire [66] is a research instrument created as part of an international comparative project meant to shed light on students' experiences, interests, priorities, images and perceptions that are relevant to the learning of science and technology and their attitudes towards these subjects. The questionnaire contains 247 questions across 10 sections and assesses students' interest in, attitude towards, and experiences in science and technology, as well as their opinion about environmental challenges and career aspirations.

Short Version of the User Experience Questionnaire (UEQ-S) The User Experience Questionnaire (UEQ) aims at collecting end-users' feelings, impressions, and attitudes that arise when experiencing a product. It consists of 26 items grouped into 6 scales,

namely Attractiveness, Perspicuity, Efficiency, Dependability, Stimulation and Novelty [67]. Schrepp, Hinderks, and Thomaschewski later developed a Short Version of the UEQ, reducing it to 8 items grouped into two scales, which measure two meta-dimensions: pragmatic and hedonic quality, while still covering the spectrum of product qualities assessed by the original UEQ.

Cognitive Load Scale (CLS) The Cognitive Load Scale (CLS) is a ten-item inventory, developed and validated by Leppink et al. [44]. The scale is based on the cognitive load theory [79] which posits that instructions or instructional material can impose three types of cognitive load on the learner: intrinsic load (IL), extraneous load (EL), and germane load (GL). Intrinsic load refers to the inherent difficulty of the instructional content, which is influenced by the learners' prior knowledge. Extraneous load is the unnecessary cognitive effort caused by poorly designed instruction. Germane load, introduced later in the theory, refers to the mental effort consciously invested by learners in processing the intrinsic load [33].

Epistemically-Related Emotion Scales (EES) The Epistemically-Related Emotion Scales (EES), developed by Pekrun et al., measure multiple emotions during knowledge-generating or epistemic activities. The instrument consists of 7 three-item scales, which assess the emotions of surprise, curiosity, enjoyment, confusion, anxiety, frustration, and boredom.

Feedback Perceptions Questionnaire (FPQ) Developed by [73], the Feedback Perceptions Questionnaire (FPQ) measures feedback perceptions, in educational contexts, in terms of perceived fairness, usefulness, acceptance, willingness to improve, and affect.

Questionnaire assessing Chinese secondary school students' intention to learn AI Chai et al. draw on the Theory of planned behavior [3] and the TAM [16] literature to identify factors that may affect secondary students' intention to learn AI. The survey involves nine factors: students' knowledge about AI, general AI anxiety, and subjective norms are presented as background factors that influence their attitudes toward the behavior (i.e., perceived usefulness, social good, and attitude toward use) as well as perceived behavioral control (confidence and optimism) and their behavioral intention to learn AI.

Attitude Toward Cheating (ATC) scale The 34-item ATC scale developed by Gardner and Melvin predicts cheating behavior. Fourteen of the 34 items explicitly condemned cheating, while the remaining 20 items expressed tolerance toward cheaters. Since cheating is generally regarded negatively, students may be inclined to hide their true feelings. To promote objectivity and honesty, the items were worded without referencing the readers; that is, no items included personal pronouns. This approach ensured that the readers were not put on the defensive regarding their own behavior; instead, their attitudes were inferred from their judgments of others' behavior.

Pupils'Attitudes Towards Technology Short Questionnaire (PATT) Pupils'Attitudes Towards Technology (PATT) was first developed by Vries, de and has been recently reconstructed and revalidated by Ardies et al.. The revision led to the creation of the PATT Short Questionnaire (PATT-SQ), where the original 58 items were reduced to 24, divided into six subfactors. These six subfactors are Career Aspirations, Interest in Technology, Tediousness of Technology, Positive Perception of Effects of Technology, Perception of Difficulty, and Perception of Technology as a Subject for Boys or

for Both Boys and Girls. The PATT-SQ was examined and further developed by Svenningsson et al., leading to the creation of the PATT-SQ-SE.

General Attitudes towards AI Scale (GAAIS) The General Attitudes towards AI Scale (GAAIS) was developed based on the rationale that older Technology Acceptance Scales, such as the TAM [16], reflect users' individual choices to use technology, while AI often involves decisions made by others. The scale comprises 32 items divided into two subscales: one measuring positive attitudes (Positive GAAIS) and the other measuring negative attitudes (Negative GAAIS). The Positive GAAIS consists of questions related to utility, desired use, and emotions (such as excitement), while the Negative GAAIS contains items related to unethical uses, errors, and negative emotions associated with using AI technology.

Attitudes Towards Using ChatGPT (ATUC) The Attitudes Towards Using ChatGPT (ATUC) scale was created by Ajlouni et al. based on the ABC Model of Attitudes to evaluate undergraduate students' attitudes toward ChatGPT as a learning tool. The ATUC comprises 22 items (6–26) distributed across three subscales: a) the

affects subscale (comprising seven items, 6–12), b) the cognitive subscale (comprising eight items, 13–20), and c) the behavioral subscale (comprising seven items, 21–27). **Student Attitudes Toward Artificial Intelligence (SATAI) scale** The SATAI scale was developed by Suh and Ahn and consists of 26 items that encompass three components—cognitive, affective, and behavioral factors—representing K-12 students' attitudes toward AI.

Computer Technology Use Scale (CTUS) The Computer Technology Use Scale was developed by Conrad and Munro and includes five factors: computer efficacy, technology-related anxiety, complexity, positive attitudes, and negative attitudes. These factors are organized into three domains: computer efficacy (perceived capacity), attitudes toward technology, and technology-related anxiety.

Technology Acceptance Model Edited to Assess ChatGPT Adoption (TAME-ChatGPT) The Technology Acceptance Model Edited to Assess ChatGPT Adoption (TAME-ChatGPT) survey was created based on the TAM framework [65]. It comprised 13 items for participants who heard of ChatGPT but did not use it and 23 items for participants who used ChatGPT.