

# Reinforcement Learning-based Threat Assessment

Wuzhou Sun<sup>1</sup> Siyi Li<sup>2</sup> Qingxiang Zou<sup>3</sup> Zixing Liao<sup>4</sup>

<sup>1</sup> Southwest Jiaotong University

## 1 Abstract

In some game scenarios, due to the uncertainty of the number of enemy units and the priority of various attributes, the evaluation of the threat level of enemy units as well as the screening has been a challenging research topic, and the core difficulty lies in how to reasonably set the priority of different attributes in order to achieve quantitative evaluation of the threat. In this paper, we innovatively transform the problem of threat assessment into a reinforcement learning problem, and through systematic reinforcement learning training, we successfully construct an efficient neural network evaluator. The evaluator can not only comprehensively integrate the multidimensional attribute features of the enemy, but also effectively combine our state information, thus realizing a more accurate and scientific threat assessment.

Keywords: Reinforcement Learning, Threat Assessment

## 2 Introduction

In the turret attack and defense game, turret as the key firepower striking unit, its accurate and efficient defense ability is crucial to resist various threats. However, when the game environment becomes more and more complex and changeable, for example, when the number of monsters in the game is uncertain and the turret can only make decisions based on a limited number of target information, how to evaluate multiple monsters and filter reasonable targets based on the evaluation value has become an urgent problem to be solved.

In a tower defense game with a set map range size  $10 \times 10$ , the blue side and the red side fight against each other, with 1-3 attacking units appearing every 4 decision-making steps on the red side, and the total number of attacking units will not be more than  $n$  in each step. The horizontal axis of the attacking units initial position  $x$  is randomized  $0 \sim 10$ , the vertical axis position  $y$  is initialized to 10, the speed is randomized  $v \ 0.1 \sim 1$ , and the hp of each attacking unit  $0.1 \sim 1$ . Blue has a center turret located at  $(5, 0)$  (bullets can only be fired from the center), the turret can decide how many bullets to fire at a time, assigning damage to each bullet based on the number of bullets fired, and due to the machine's own flaws, requiring the total damage of all bullets fired to be 1 at a time, and also needing to set an initialized directional range for the bullets  $(\pi, -\pi)$  and a velocity Range  $(0.5, 2)$ , the center turret can lock on to a maximum of 3 targets, if more than 3 targets, you need to select the most threatening 3 targets. The total number of rounds in the magazine is 3, and the magazine is filled every 2 decision steps. The blue base camp is the horizontal axis where the turret is located, the base camp has 3 hp and can intercept up to 3 attacks from the attacking units, when the base camp is bloodied  $hp \leq 0$  then the game will be lost, if it lasts for 200 Decision Moves then it will be counted as a victory.

Due to the difficulty of setting priorities for different attributes, rule-based threat assessment methods for this task often use distance as the main consideration. That is, the distance of the monster from the turret is selected to evaluate the threat of the monster, and then the target of the turret is filtered according to the threat. Although this method can respond quickly to close-range threats to a certain extent, it has many limitations. Other key attributes such as the monster's blood volume, speed, and the turret's own attack ability are ignored, resulting in the actual application of the turret is often unable to effectively deal with different characteristics of the monster group. For example, when there are monsters with higher blood but slower speed, if you only prioritize the strike based on distance, you may spend a lot of ammunition but it is difficult to completely destroy them, while at this time faster and more threatening monsters take advantage of the opportunity to get closer, bringing more pressure to the defense system. On the other hand, if the monster's blood quantity is low but its speed is extremely fast, judging solely on the basis of distance will also miss the best time to strike, allowing it to easily break through the defense line. This kind of single threat assessment seriously restricts the overall effectiveness of the turret defense system, unable to give full play to its firepower advantages, and difficult to adapt to the complex and changing game.

In order to break through this bottleneck, this paper proposes a method to train a multi-factor threat assessor based on reinforcement learning.

The main contributions of this study are reflected in the following aspects:



Figure 1: Rule-based Threat Assessment



Figure 2: Neural Network-based Threat Assessment

Color codes: Red (highest threat), Yellow, Green (lowest threat). Comparative analysis demonstrates the neural evaluator's multifactorial consideration including health, speed, and positional attributes.

First, a threat assessment model that integrates multiple factors is constructed. The model breaks through the limitation that it is difficult for the rule evaluator to weigh different attributes in a scientific and reasonable way using only the distance as the only criterion, and incorporates the monster's blood, speed, the number of bullets remaining in the turret, blood, location, etc., and other key attributes into the evaluation system, so that the turret can comprehensively measure the threat level of the monster from multiple dimensions. Through reinforcement learning modeling and algorithm design, it realizes the effective quantification and integration of complex threat factors, providing the turret with a more accurate and comprehensive threat assessment basis, so that it can quickly and accurately make judgments in the face of monsters with different characteristics, prioritize the most threatening targets, and improve the defense efficiency and success rate.

Second, a threat assessment training algorithm based on reinforcement learning is proposed. The algorithm innovatively transforms the regression problem, which is difficult to label, into a reinforcement learning decision-making problem, and solves the problem of resource waste caused by discarding the Critic network in the inference phase of the traditional Actor-Critic algorithm. By designing a new network architecture and training mechanism, the full-flow utilization of Critic networks in the training and inference phases is achieved, which not only improves the computational efficiency of the algorithm, but also enhances the decision-making capability of the model. This innovation provides new ideas and methods for the application of reinforcement learning in the field of threat assessment.

Finally, the effectiveness and superiority of the proposed method is verified. Through a variety of experiments, the defense performance of the rule-based single-distance threat assessment method and this paper's method in different scenarios is compared. The experimental results show that the threat assessment method based on reinforcement learning can significantly improve the defense efficiency of the turret, reduce the number of monsters breaking through the defense line, and reduce the consumption of ammunition, and at the same time, when facing the complex and changeable monster groups, it shows stronger adaptability and robustness. It effectively improves the combat effectiveness of the whole defense system and provides a new and efficient threat assessment and decision-making solution for the field of intelligent defense.

### 3 Related Work

#### 3.1 Reinforcement Learnin

Reinforcement Learning (RL) Sutton and Barto 1998 is dedicated to determining the optimal strategy of an intelligent body with the help of its interaction with the environment. Generally, researchers apply

the quintuple  $(S, A, P, R, \gamma)$  Markov Decision Process (MDP), which consists of five elements: the state space, the action space, the state transfer probability function, the reward function and the discount factor, to model the entire learning process.

In the interaction between the intelligence and the environment, at each time step  $t$ , the intelligence observes the state  $s_t \in S$  of the environment it is in. Then, it picks an action  $a_t \in A$  from the action space to execute according to the current strategy  $\pi(a_t|s_t)$ . After that, the environment will transition to the next state  $s_{t+1}$  according to the state transfer probability function  $P(s_{t+1}|s_t, a_t)$ , and the intelligence will receive a reward  $r_t \in R$  accordingly. This sequence of actions and state change processes creates a trajectory  $\tau$ , and the cumulative reward for this trajectory can be calculated using the following formula:

$$R_t = \sum_{k=t+1}^T \gamma^{k-t-1} r_k \quad (1)$$

In the whole optimization process, the main task of the reinforcement learning intelligence is to find an optimal policy so that the expectation of the cumulative reward  $J(\pi)$  is maximized, which is calculated as:

$$J(\pi) = \mathbb{E}_{s \sim P, a \sim \pi} \left[ \sum_{t=0}^T \gamma^t r_t \right] \quad (2)$$

In order to reach the goal of finding the optimal policy, researchers have made many efforts and proposed a variety of deep reinforcement learning algorithms. Like Proximal Policy Optimization Algorithm (PPO) Schulman et al. 2017, which pays more attention to the proximity to the current policy when optimizing the policy; Deep Deterministic Policy Optimization Algorithm (DDPG) Lillicrap et al. 2015, which is suitable for continuous action space optimization; and the Rainbow algorithm (Rainbow) Hessel et al. 2017, which synthesizes a variety of reinforcement learning techniques to further improve the performance of the algorithm. All these algorithms play an important role in the field of reinforcement learning.

### 3.2 RL in Evaluation Tasks

In the development of AI for Guandan Card Game, it is a big challenge to deal with the large-scale action space. Due to the use of two decks of cards and special rules, the action space is huge, up to about  $10^6$  possible actions, and tens of thousands of legal actions in some game states. The Proximal Policy Optimization (PPO) algorithm in distributed reinforcement learning is commonly used to deal with the legal action problem by listing all possible actions and masking them at the output of the neural network, and calculating the probability distribution of the actions according to the formula

$$P(a | s) = \text{softmax}[NN(s) - (1 - \text{legal action}) \times \text{NaN}]$$

but there are obvious limitations of the method in the large action space. For example, it is easy to exhaust GPU video memory, increase the difficulty of engineering implementation, high time overhead, and increase the difficulty of intelligent body exploration. Zhao et al. 2024 proposes a value-based method, which precedes the action, and the neural network takes the state  $s$  and an action  $a$  as inputs and outputs the Q-value  $Q(s, a)$ , and when updating, it only updates the  $Q(s, a)$  of the actual executed action, with a time complexity of  $O(1)$ , which effectively reduces the space of the action and improves the computational efficiency, and experiments have shown that when selecting the  $K = 2$  legal actions in the Guandan Card Game, the game AI performs best, with a higher winning rate than the original Danzero and other rule-based strategies.

Evaluating athletes' performance in dynamic competition is crucial to achieving effective sports training. However, quantitative assessment of racquet sports athletes is quite challenging as it requires a combination of complex tactical and technical (i.e., full-body movement) performance. In this study, Ding, Takeda, and Fujii 2022 proposes a new deep reinforcement learning-based assessment method for racquet sports that analyzes athletes' movements in more detail than just focusing on the outcome of the match (i.e., score). Our method utilizes historical data, which contains information related to an athlete's tactical and technical performance, to learn the probability of the next score as a Q-function, as a way to value an athlete's movements.

## 4 Approach

The blue base camp is the horizontal axis where the turret is located, the base camp has 3 hp and can intercept up to 3 attacks from the attacking units, when the base camp has blood  $hp \leq 0$  then the game is lost, if it persists for 200 decision-making steps then it is counted as a game victory.

## 4.1 figure design

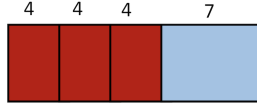


Figure 3: feature design schematic

Under the reinforcement learning framework, the reasonable design of states is the key to realize effective decision-making. The state space should fully reflect the dynamic information of the environment, while avoiding redundancy to improve the learning efficiency. In this paper, the state design integrally considers the multi-dimensional information of attack units and turrets as follows:

We construct a  $1 \times 19$  feature vector. The vector consists of the following parts:

Attacking unit state: contains three  $1 \times 4$  subvectors, each representing the position coordinates  $(x, y)$ , velocity  $v$ , and blood  $hp$  of an attacking unit, respectively. if the number of attacking units is less than 3 at a certain point in time, the remaining subvectors will be populated with zero vectors to maintain a fixed dimension of the state vector.

Turret state: contains a  $1 \times 7$  subvector, where 4 elements are one-hot encodings of the number of bullets, indicating the number of bullets available for the current turret (e.g.,  $[0, 0, 0, 1]$  means 1 bullet is available); 1 element is the turret's blood level,  $hp$ ; and 2 elements are the turret's coordinates  $(x, y)$ .

Through this design, the state vector can comprehensively and compactly reflect the immediate information of the game environment, which provides a sufficient basis for the intelligent body's decision-making. Meanwhile, this vectorized state representation facilitates the processing of neural networks and helps to improve the learning efficiency and performance of reinforcement learning algorithms.

## 4.2 action design

The actions required by the environment itself are multi-dimensional discrete continuous hybrid actions. In order to facilitate the training of the intelligent body, we continuousize the discrete actions and convert them into an action format acceptable to the environment through a reasonable mapping. The action space of the intelligent body is a 13-dimensional continuous action vector, including the number of bullets to be fired (determined by the maximum of the first 4 action values), the damage distribution of the bullets (obtained by softmax normalization of the middle 3 action values), and the direction and velocity settings of the bullets (obtained by the mapping of the last 6 action values).

This action space design allows the intelligent body to flexibly control the turret's attack strategy, while maintaining the continuity and diversity of actions, which is conducive to the learning and optimization of the reinforcement learning algorithm.

## 4.3 reward design

In this study, the reward mechanism is designed to incentivize the intelligent body to make reasonable and effective decisions in the game environment, and at the same time give corresponding positive or negative feedback to different events to guide its learning process.

Specifically, when an intelligent body kills an attacking unit, it receives a reward value of 0.2, which helps to encourage it to actively eliminate enemy units, thus reducing the enemy's threat to its own side. In addition, the Intelligent Body also receives 0.1 bonus for every decision step it survives, which reflects the recognition of survivability and motivates it to maintain a stable state in the complex game environment and avoid being easily defeated. When an intelligence is attacked once by an attacking unit, it receives a -1 penalty. This negative reward is intended to motivate the intelligence to improve its defense ability or adopt more effective evasion strategies to reduce the number of times it is attacked. For bullets hitting the attacking unit, the reward value is the damage value of the bullet, which directly reflects the effectiveness of the attack and encourages the intelligent body to use its weapon with precision and increase the hit rate of the attack. On the contrary, if a bullet fails to hit the target, a negative number of the bullet's damage value is given as a penalty to prevent the intelligence from firing blindly, wasting resources and reducing the efficiency of the attack. The rewards of the game result also play an important role in guiding the game. When the blue side wins, the intelligent body will receive a reward value of 5, which strengthens its goal orientation in the game, i.e., to strive for victory; while when the red side wins, the intelligent body will receive a penalty of -5, which further clarifies the difference between the rewards and punishments of victory and failure, and prompts the intelligent body to continuously optimize its strategy in the subsequent learning in order to improve the probability of

winning. Through this comprehensive reward design, the intelligent body can gradually master how to make optimal decisions in the complex confrontation environment during the learning process, in order to achieve higher game performance.

The reward design of the game is as follows:

event	reward value
Kill Offensive Unit	0.2
Survive a decision step	0.1
Attacked once by an attacking unit	-1
Bullet hits attacking unit	bullet damage value
Bullet misses target	negative bullet damage value
Blue side wins	5
Red side wins	-5

Table 1: Reward rule

#### 4.4 whole frame

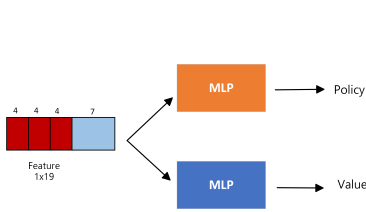


Figure 4: Turret Intelligence Body Training Framework

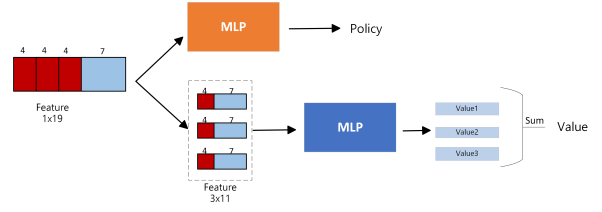


Figure 5: neural network evaluator training framework

The turret intelligences are trained as Actor-Critic algorithms in the general form, for the training of the neural network evaluator we modified the form of the critic so that it can simultaneously process multiple vectors with enemy features individually and output the value, which allows the critic to be used as a threat evaluator in the inference phase, which combines the enemy features and our features to evaluate the threat level of multiple enemy units in one go. This allows the logic to be used as a threat evaluator in the reasoning phase, which combines the enemy features and our features to evaluate the threat level of multiple enemy units at once.

The Actor-Critic algorithm is an important method in the field of reinforcement learning that combines the advantages of value function estimation and policy optimization. The Actor-Critic algorithm consists of a combination of policy gradient and value function estimation:

Actor: a network of policies that determines the actions to be taken in each state

Critic: a network of value functions that estimate the value of the current state or state-action pair, which is used to guide the Actor's improvement.

Critic calculates the time-difference (TD) error by estimating the value function  $V^\pi(s)$  or  $Q^\pi(s, a)$ :

$$\delta_t = Q^\pi(s_{t+1}, a) - \left( r_t + \gamma \cdot \max_{a \in \mathcal{A}} Q^\pi(s_{t+1}, a) \right) \quad (3)$$

When the implementation is actually carried out, both functions  $V$  and  $\pi$  require the input  $s$ , for which the information extraction for their preprocessing is shared.

Using the  $Q^\pi(s, a)$  used in DQN as our desired estimation function Critic, using the  $Q$  network as the Critic to compute the value function, and the  $\pi$  network as the Actor to compute the distribution of the taken actions, we get:

$$\nabla \bar{R}_\theta \approx \sum_{n=1}^N \sum_{t=1}^{T_n} Q(s_t^n, a_t^n) \nabla \log p(a_t^n | s_t^n, \theta) \quad (4)$$

In a multi-agent environment, since agents interact with each other, the reward  $r_t$  and the next observation  $o'_t$  obtained by an agent  $i$  performing an action  $u_t$  under the observation  $o_t$  are due to the behaviors of all the agents, i.e.,  $r_t = R_i(s, u)$  and  $o'_t = T_i(s, u)$ . In this case, for agent  $i$ , even though he always performs the action  $u_t$  under the observation  $o_t$ , the reward  $r_t$  and the next observation  $o'_t$  received by agent  $i$  may be different due to the fact that  $s$  is not yet known and the strategies of other

agents are changing (e.g., the reward for  $(o_t, u_t)$  is 1.0 for  $(s, u)$  and -1 for  $(s', u')$ ). This is the instability in MARL, i.e., there is instability in reward and transition, which leads to a very unstable update of the value function  $Q_i(o_t, u_t)$  of agent  $i$ .

We can train a global  $Q_{\text{total}}(s, u)$ , which takes global information into account and can directly overcome the instability in MARL. However, even if  $Q_{\text{total}}(s, u)$  is trained, the partial observability leads to the fact that the agents are not available  $s$  during execution, which makes it impossible to use  $Q_{\text{total}}(s, u)$ .

To solve this problem, Sunehag et al. 2017 proposed that VDN uses  $Q_i(o_i, u_i)$  to decompose  $Q_{\text{total}}(s, u)$  instead of going directly to learning, as follows:

$$Q_{\text{total}}(s, u) = \sum_{i=1}^N Q_i(o_i, u_i) \quad (5)$$

Where  $N$  is the number of agents in the environment. This assumption suggests that the  $Q$ -function of the team can be approximately decomposed into  $N$  sub- $Q$ -functions corresponding to  $N$  different intelligences by summation, and the inputs of each sub- $Q$ -function are the local observation sequences and actions of the corresponding intelligences, which are independent of each other.

After approximating  $Q_{\text{total}}(s, u)$ , the VDN updates  $Q_{\text{total}}(s, u)$  with the global reward  $r$  using the DQN updating method, and the loss function is denoted as:

$$L(\theta) = \frac{1}{M} \sum_{j=1}^M (y_j - Q_{\text{total}}(s, u))^2 \quad (6)$$

Where  $M$  is the batch size,  $y_j = r_j + \gamma \arg \max_u Q_{\text{total}}^-(s', u)$ ,  $Q_{\text{total}}^- = \sum_{i=1}^N Q_i^-(o_i, u_i)$ ,  $Q_i^-$  is the target net.

Since  $Q_i$  is obtained by a neural network, it is a tensor. Then, all  $Q_i$  summed up to get  $Q_{\text{total}}$  is also a tensor. Therefore, we update  $Q_{\text{total}}$  by the TD-error, and the gradient will go through  $Q_{\text{total}}$ . The gradient will be passed back to each  $Q_i(o_i, u_i)$  to update them, thus updating  $Q_i(o_i, u_i)$  from a global perspective.

With reference to this algorithm for decomposing the environment, we process the input of critic. As mentioned before, the preprocessing information received by the strategy network and the value function network is the same. In this experiment, the preprocessing information input to the strategy network contains the position, speed, and blood information of the three selected monsters and the position, blood, and bullet information of the blue base camp as a  $1 \times 19$  vector. At the same time, we change the information input to critic into three groups, each group contains one monster information and blue camp information, as a matrix of  $3 \times 7$ . The output value of each group of information through the critic neural network is the global value coefficient for one of the monsters, and by summing the output values of the three groups of inputs, we can calculate the value of updating the enemy's state in the current state from the global point of view.

$$Q_{\text{total}}(s, u) = \sum_{i=1}^3 Q_i(o_i, u_i) \quad (7)$$

Where  $Q_i(o_i, u_i)$  denotes the output value of the first  $i$  monster and blue base camp information after critic neural network.

In this way, we split  $s_t$  into  $(ss_0, ss_1, \dots)$  and other small states. Critic can go on to evaluate the goodness of each small state and calculate the value of multiple adversary states, which are finally summed up to be equivalent to evaluating the value of the complete state of  $s_t$ . With this decomposition, critic can act as an evaluator of enemy units.

In improved Actor-Critic algorithms such as A2C, A3C, and PPO, the state value function  $V^\pi(s)$  is used to replace  $Q^\pi(s, a)$  as described above, where  $V^\pi(s)$  denotes the expected value of cumulative rewards starting from the state  $s$  under the strategy  $\pi$ . The action value function  $Q^\pi(s, a)$  represents the expected value of the cumulative reward after taking the action  $a$  from the state  $s$  under the strategy  $\pi$ . The relationship between them can be expressed by the following equation: ‘

$$V^\pi(s) = \mathbb{E}_{a \sim \pi} [Q^\pi(s, a)] \quad (8)$$

The state value function  $V^\pi(s)$  is the expectation of the value of  $Q$  for all possible actions in state  $s$ .

## 4.5 Training using Proximal Policy Optimization Algorithm (PPO)

In this subsection, we describe the training algorithm we use. Schulman et al. 2017 Proximal Policy Optimization (PPO) is a deep reinforcement learning algorithm. Unlike traditional policy gradient methods, PPO proposes a new objective function that allows for multiple rounds of small batch updating instead of only one update after each sample. By introducing the idea of multiple rounds of small batch updating and proximal policy optimization, it improves the efficiency of sample utilization and algorithmic performance while maintaining simplicity and ease of implementation.

The PPO training paradigm consists of two phases which alternate: the interaction phase and the learning phase. The interaction phase the intelligent body interacts with the environment and collects training data, and the learning phase uses the collected data to update the model.

### 4.5.1 Interaction Phase

The intelligent body is responsible for game simulation and information collection in the interaction phase. This phase has a fixed step size and in each iteration the intelligent body interacts with the vectorized environment. The intelligence receives the vectorized environment state  $s_t$ , and the model takes  $s_t$  as input, and outputs the policy  $\pi_t(\cdot|s_t)$  and the value function  $v(s_t)$ . Based on the strategy  $\pi_t$ , the intelligent body selects the action  $a_t$ . After executing the action, the intelligent body receives a reward from the vectorized environment  $r_t(s_t, a_t)$ , a signal whether the environment execution is finished or not  $done_t$ , and a transfer to the next state through the state transfer probability  $s_{t+1} \sim P(\cdot|s_t, a_t)$ .

After reaching a fixed step size, the intelligent body computes an approximate dominance function  $\hat{A}_t$  for each time step  $t$ , which is always estimated by Generalized Advantage Estimation (GAE) with the following formula:

$$\hat{A}_t = \sum_{l=1}^{\infty} (\gamma\lambda)^l \delta_t^{V+l} = \sum_{l=1}^{\infty} (\gamma\lambda)^l (r_t + \gamma V(s_{t+l+1}) - V(s_{t+l})) \quad (9)$$

The trajectory data from the interaction of the intelligent body with the vectorized environment is flattened and saved as a tuple  $(s_t, a_t, \pi_t, v_t, \hat{A}_t)$ .

### 4.5.2 learning phase

The learning phase updates the network of intelligent bodies. The intelligent body takes the collected trajectory data and stores the data in a buffer. The learner then samples the data from the buffer and updates the network using Proximal Policy Optimization (PPO) algorithm.

Proximal Policy Optimization (PPO) is an efficient policy gradient actor-critic algorithm that constructs the following optimization function:

$$L_{\text{clip}} = \mathbb{E}_{s \sim \rho_{\text{old}}, a \sim \pi_{\text{old}}} \left[ \min \left( \frac{\pi_{\theta}(a|s)}{\pi_{\theta_{\text{old}}}(a|s)} \hat{A}_{\pi_{\theta_{\text{old}}}}(s, a), \text{clip} \left( \frac{\pi_{\theta}(a|s)}{\pi_{\theta_{\text{old}}}(a|s)}, 1 - \epsilon, 1 + \epsilon \right) \hat{A}_{\pi_{\theta_{\text{old}}}}(s, a) \right) \right] \quad (10)$$

where  $\rho_{\text{old}}$  denotes the distribution of states under the strategy  $\pi_{\text{old}}$  of the intelligent  $i$ , and  $\hat{A}_{\pi_{\theta_{\text{old}}}}(s, a)$  is the dominance function computed in the actor. Here, PPO uses the clip method to limit the distance between the old and new strategies during the updating process, thus effectively solving the problem of strategies deteriorating in training due to inappropriate updating steps. The clipping function is defined as follows:

$$\text{clip}(x, x_{\min}, x_{\max}) = \begin{cases} x_{\max}, & \text{if } x > x_{\max}, \\ x, & \text{if } x_{\min} \leq x \leq x_{\max}, \\ x_{\min}, & \text{if } x < x_{\min}. \end{cases} \quad (11)$$

In addition to the above optimization objectives, PPO uses the entropy of the strategy  $\pi$  as a regularization term to encourage exploration. The entropy loss is defined as follows:

$$L_{\text{Ent}} = \sum_{a \in A} \pi_{\theta}(a_t = a|s_t) \log \pi_{\theta}(a_t = a|s_t) \quad (12)$$

In addition, the value network is updated by the following equation:

$$L_v = \mathbb{E}_{s \sim \rho_{\text{old}}} [(V_{\phi}(s) - R(s))^2] \quad (13)$$

where  $R(s) = A(s, a) + V(s)$  is the average cumulative reward.

Therefore, the total loss function of PPO is defined as follows:

$$L(\theta, \phi) = -L_{\text{clip}} - c_e L_{\text{Ent}} + c_v L_v \quad (14)$$

Where  $c_e$  is the entropy coefficient and  $c_v$  is the value coefficient.

## 5 Experiment

**Experimental Setup** This section describes our experimental setup as well as the results of our experiments, all experiments were run on a processor 11th Gen Intel(R) Core(TM) i5-11400H @ 2.70GHz, 2688 Mhz, 6 cores, 12 logical processors, 16.0 GB of installed physical memory (RAM), NVIDIA GeForce RTX 3050 Laptop GPU with 4G of dedicated video memory on the machine.

Our code is modified from CleanRL Huang et al. 2022.

### 5.1 neural network evaluator training

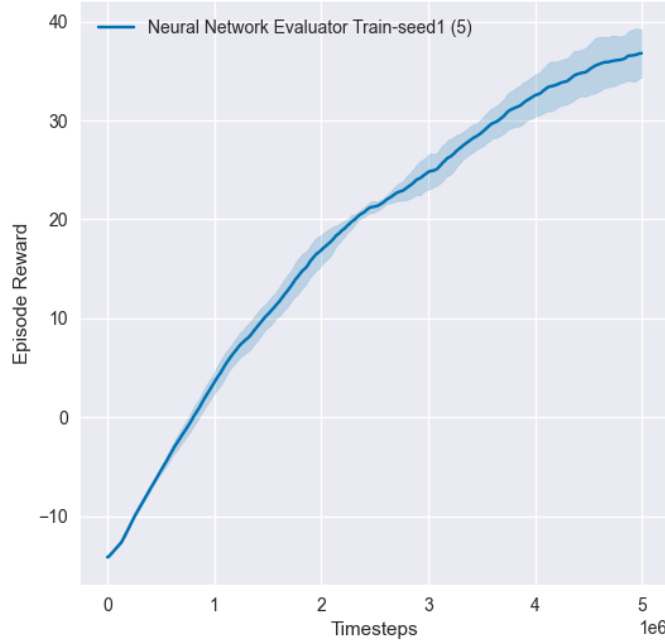


Figure 6: experiment result

This graph shows the process of training the neural network evaluator, and you can see that the rewards are trending upwards overall. The neural network evaluator is trained in an environment where the number of monsters is less than or equal to three at each moment in time, and a turret intelligence and neural network threat evaluator can be obtained at the end of training.

### 5.2 comparison rule evaluator

We use the turret intelligent body obtained after the training of the neural network evaluator to experiment the performance of different evaluators using different evaluators in an environment where the number of monsters is greater than three at each moment, and run 100 experiments with different random seeds under each number of monsters, and the results of the experiments are shown in the following table:

The neural network evaluator significantly outperforms the rule-based evaluator when the number of monsters is low, but the performance gap between the two narrows as the number of monsters increases. This suggests that the neural network evaluator is more adaptable in relatively simple environments, but its advantage diminishes in more complex environments. The rule-based evaluator performs poorly in complex environments with limited adaptability.

Monster Number \ Evaluator Type	Rule-based Evaluator	Neural Network Evaluator
4	0.21	0.41
5	0.09	0.17
6	0.05	0.06

Table 2: Winning ratio of different evaluators with different monster counts

In order to verify the effectiveness of the neural network evaluator more deeply, we apply different evaluators to filter the number of monsters in an environment where the upper limit of the number of monsters is 6, and then train the turret intelligences. Given the randomness of the multi-threaded nature of the vector environment, we set the random seed to 1 and repeated the experiment 5 times for each evaluator.

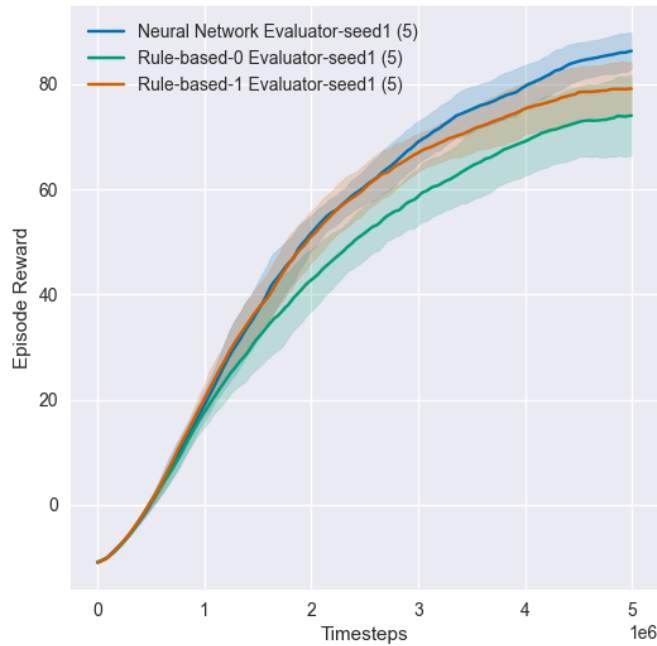


Figure 7: experiment results

This figure presents a comparison of the performance of two different evaluators during training. The horizontal axis represents the number of training episodes (Timesteps) and the vertical axis represents the Episode Reward. The graph contains two curves corresponding to the performance of the Neural Network Evaluator and the Rule - based Evaluator.

From the figure, we can clearly observe that the reward values of both evaluators show a gradual increase as the number of training sets increases, which indicates that they continue to learn and optimize during the training process. At the early stage of training (roughly in the first 1e6 timesteps), the performance of the Neural Network Evaluator and the Rule - based Evaluator are similar. The performance of the “Neural Network Evaluator” and the “Rule - based Evaluator” is similar, and the difference between the two is not significant. However, in the middle and late stages of training, the performance advantage of “Neural Network Evaluator” begins to highlight, and its reward value increases significantly faster, and eventually reaches a higher reward level. Although there is a certain degree of fluctuation in both curves, the overall trend shows a steady increase.

In summary, the ability of the neural network evaluator to reach a higher reward level faster and maintain it in this state fully demonstrates its excellent performance and high flexibility in dealing with complex environments, providing more accurate and high-quality results for threat assessment.

## 6 Conclusion

This paper presents a reinforcement learning approach for threat assessment in dynamic gaming environments, overcoming limitations of rule-based systems through multifactorial neural evaluation. Our method demonstrates significant improvements in defensive efficiency and adaptive capability, with particular strengths in moderate-complexity scenarios. The trained model exhibits good transferability potential for similar tasks, suggesting broader applications in intelligent defense systems. Future work will focus on enhancing scalability for higher-complexity scenarios and investigating cross-domain transfer learning capabilities.

## References

- Ding, Ning, Kazuya Takeda, and Keisuke Fujii (2022). “Deep Reinforcement Learning in a Racket Sport for Player Evaluation With Technical and Tactical Contexts”. In: *IEEE Access* 10, pp. 54764–54772. DOI: [10.1109/ACCESS.2022.3175314](https://doi.org/10.1109/ACCESS.2022.3175314).
- Hessel, Matteo et al. (2017). “Rainbow: Combining Improvements in Deep Reinforcement Learning”. In: *CoRR* abs/1710.02298. arXiv: [1710.02298](https://arxiv.org/abs/1710.02298). URL: <http://arxiv.org/abs/1710.02298>.
- Huang, Shengyi et al. (2022). “CleanRL: High-quality Single-file Implementations of Deep Reinforcement Learning Algorithms”. In: *Journal of Machine Learning Research* 23.274, pp. 1–18. URL: <http://jmlr.org/papers/v23/21-1342.html>.
- Lillicrap, Timothy P. et al. (2015). “Continuous control with deep reinforcement learning”. In: *CoRR* abs/1509.02971. URL: <https://api.semanticscholar.org/CorpusID:16326763>.
- Schulman, John et al. (2017). “Proximal Policy Optimization Algorithms”. In: *CoRR* abs/1707.06347. arXiv: [1707.06347](https://arxiv.org/abs/1707.06347). URL: <http://arxiv.org/abs/1707.06347>.
- Sunehag, Peter et al. (2017). “Value-Decomposition Networks For Cooperative Multi-Agent Learning”. In: *arXiv preprint arXiv:1706.05296* abs/1706.05296, pp. 1–16.
- Sutton, R.S. and A.G. Barto (1998). “Reinforcement Learning: An Introduction”. In: *IEEE Transactions on Neural Networks* 9.5, pp. 1054–1054. DOI: [10.1109/TNN.1998.712192](https://doi.org/10.1109/TNN.1998.712192).
- Zhao, Youpeng et al. (2024). “DanZero+: Dominating the GuanDan Game Through Reinforcement Learning”. In: *IEEE Transactions on Games* 16.4, pp. 914–926. DOI: [10.1109/TG.2024.3422396](https://doi.org/10.1109/TG.2024.3422396).