

# Quantum Computer Does Not Need Coherent Quantum Access for Advantage

Nhat A. Nghiem<sup>1,2</sup>

<sup>1</sup>*Department of Physics and Astronomy, State University of New York at Stony Brook, Stony Brook, NY 11794-3800, USA*

<sup>2</sup>*C. N. Yang Institute for Theoretical Physics, State University of New York at Stony Brook, Stony Brook, NY 11794-3840, USA*

Demonstrating quantum advantage has been a pressing challenge in the field. A majority of claimed quantum speedups rely on a subroutine in which classical information can be accessed in a coherent quantum manner, which imposes a crucial constraint on the practicability of these quantum algorithms. It has even been shown that without such an access, the quantum computer cannot be (exponentially) stronger than the classical counterpart for many problems. Thus, whether or not a quantum computer can be useful for practical applications has been central to investigation. In this work, we develop a quantum gradient descent algorithm for polynomial optimization, which is a fundamental technique that enjoys a wide range of applications. The algorithm's running time is logarithmical relative to the number of variables and consumes logarithmic numbers of qubits. Our method can work with many classes of polynomials and, most importantly, it removes the requirement for such a coherent quantum access. Thus, it implies great potential for near-term realization and particularly surpasses the belief that quantum speedup is only possible with strong input assumptions. As immediate applications, we show how to translate the capability of performing gradient descent into solving a linear system, performing least-square fitting, building a support vector machine, performing supervised cluster assignment, training neural network, and solving for ground-state/excited-state energy, performing principle component analysis, with end-to-end applications of quantum algorithms. Thus, our result adds another prominent example to some existing literature, provably demonstrating the quantum advantage toward highly practical problems, suggesting a new and promising prospect for the real-world application of a quantum computer.

## INTRODUCTION

The study of quantum algorithms has garnered significant attention, leading to the development and refinement of numerous algorithms designed to tackle computational challenges across various domains [1–47]. The ultimate goal is to establish quantum advantage—demonstrating that quantum computers can solve certain problems more efficiently than their classical counterparts. Indeed, several examples of quantum advantage have already been identified. For instance, Bravyi et al. [48, 49] rigorously proved that a quantum computer can solve linear algebraic problems associated with binary quadratic forms using only a (noisy) constant-depth quantum circuit. Maslov [50] demonstrated that quantum computers can outperform classical computers in space-restricted computation models. More recently, Liu et al. [51] identified a supervised learning problem where a quantum classifier was shown to surpass a classical classifier, given only a classical description of the dataset. These breakthroughs serve as prominent examples of quantum advantage across different domains and have strongly motivated further research in the quest for demonstrating quantum computational supremacy. More recently, there has been growing interest in understanding how quantum computers can be beneficial for problems arising in machine learning and data science [24–27, 52–57], as these areas present promising opportunities for real-world applications of quantum computing. One key motivation is that such problems often involve high-dimensional data, which demands substantial computational resources. Meanwhile, the intrinsic properties of quantum mechanics allow quantum computers to operate in high-dimensional spaces using only logarithmic resources, such as qubits. This characteristic makes quantum computing particularly appealing for exploring potential advantages in these domains.

Despite numerous claims that quantum computers could significantly accelerate various problems—ranging from (super) polynomial speedups to exponential speedups—many of these claims rely on algorithms that require an essential subroutine known as oracle or black-box access. This mechanism enables quantum computers to process classical data in a quantum-coherent manner. For example, such access allows quantum computers to leverage techniques from quantum simulation, which underpin many of the claims regarding quantum exponential speedups, including solving linear systems in logarithmic time [22, 58], performing least-squares fitting over exponentially large datasets [53], and constructing support vector machines with exponentially fewer resources [59]. Nevertheless, the existence and practical implementation of such oracle or black-box access remain open research challenges. Some prior work has proposed the concept of quantum random access memory (QRAM) [60, 61], which could theoretically store and process classical data in a quantum-coherent manner. Yet, QRAM technology is still in its early stages, and large-scale implementations are not yet available. This limitation significantly constrains the practical applicability of quantum computing. A recent breakthrough by Tang [62, 63] further complicates the landscape. Tang demonstrated that if classical computers have certain sampling access to data—analogueous to the way QRAM provides data to

quantum computers—then many previously claimed quantum exponential advantages may no longer hold [64–68]. The aforementioned issue is often dubbed as *input issue*. Another issue exists, namely, *output issue*. As pointed out in the critical article [69], the output of many quantum algorithms, such as quantum linear solver [22, 58], quantum data fitting [52], is a quantum state that encodes entries of real solution as amplitudes. In order to gain concrete information of solution, state tomography is required, which can vanish the quantum advantage. Altogether, these findings have shifted the discussion on quantum advantage, raising critical questions about whether quantum computing can truly outperform classical methods and, more broadly, whether quantum computers can deliver meaningful practical applications.

In this work, driven by the pursuit of (practical) quantum advantage, we draw upon the insight that real-world applications often involve extremely high-dimensional data. The natural ability of quantum mechanical systems to store exponentially large amounts of information should, therefore, be more effectively leveraged. A specific problem that has motivated our investigation is gradient descent—a widely used optimization method in machine learning and data science due to its efficiency and simplicity.

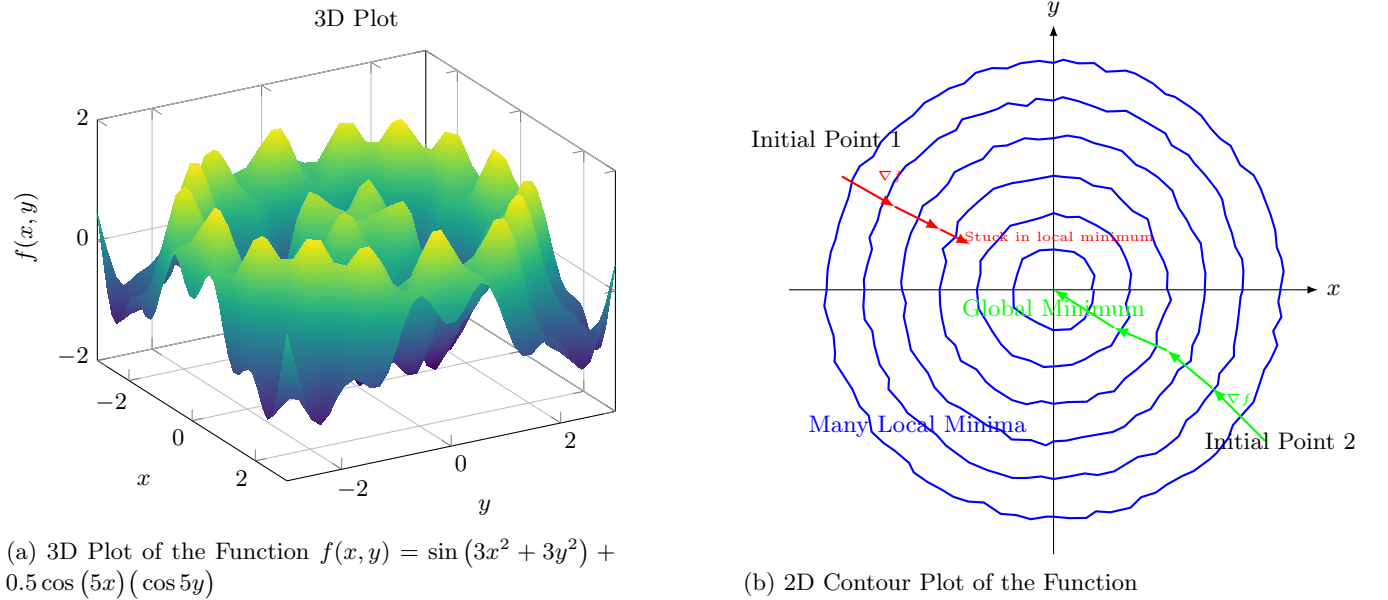


FIG. 1: Illustration of gradient descent method applied to a multi-variate function. The function  $f(x, y)$  drawn on the left exhibits many extrema, as indicated by the contour on the right figure. The initialization is critical in the performance of gradient descent, as different initialization may result in different point of extrema. The extreme case is when the function is convex, then the local minima is also global minima, and gradient descent is guaranteed to converge to global minima.

More formally, we are given an objective function  $f : \mathbb{R}^n \rightarrow \mathbb{R}$  of  $n$  variables, and the goal is to find a point  $\mathbf{x} \equiv (x_1, x_2, \dots, x_n)$  where the value of the given function is (locally) minimized. The algorithmic procedure of gradient descent is as follows. We begin with some random guess  $\mathbf{x}_0$ , then iterate the following procedure:

$$\mathbf{x}_{t+1} = \mathbf{x}_t - \eta \nabla f(\mathbf{x}_t) \quad (1)$$

where  $\eta > 0$  is a hyperparameter. The core computational task in gradient descent is to evaluate the gradient of a given function, which requires computing the partial derivatives with respect to all variables. In principle, given the ability to evaluate a function at a given point and its surroundings, all partial derivatives can be numerically approximated using a simple derivative formula. The iteration procedure, in theory, continues until  $\mathbf{x}$  reaches a “fixed” point, where more iterations no longer produce a significant change, indicating that the gradient  $\nabla f(\mathbf{x}_t)$  approaches 0, and hence the function  $f$  approaches its minimum value. In reality, a number of iterations  $T$  is fixed and the gradient descent method is executed with steps  $T$ . Classically, it is apparent that the complexity of the gradient descent algorithm depends on how the function  $f$ , as well as its gradient, is evaluated, plus the total number of iterations. Despite being simple, gradient descent is very fundamental, possessing a great impact towards many areas of science and engineering. To name a few, solving linear system, performing least-square fitting, training neural network, building support vector machine, which are central for many applications, can be reduced to an optimization problem where one needs to find a set of parameters that minimizes a desired cost function, and it can be solved by gradient descent method. We note

that several attempts have been made to translate the gradient descent method to a quantum setting, namely [70] and [71]. A detailed review of this work will be provided in the Appendix C. Here we point out that, despite [70] and [71] having achieved certain success, their methods only work with a small subset of polynomials, and in particular, both suffer from the input and output issue mentioned earlier. This leaves open the question regarding the practical usefulness of such a quantum gradient descent for real-world applications.

In this work, we extend the analysis to a more general class of polynomials while addressing the limitations mentioned above. We will show that an exponential quantum speedup in obtaining the quantum state corresponding to solution can be achieved through an explicit quantum procedure, namely, a quantum circuit, without relying on any black-box or oracle access. Thus, it resolves the *input issue* mentioned earlier. Additionally, as we mentioned above, many useful computational problems, such as solving linear systems, performing least-square data fitting, building a support vector machine, training a neural network, solving for ground-state energy, performing principal component analysis, can be redefined as an optimization problem, whereby being solvable by the gradient descent method. As a stunning consequence, our quantum gradient descent algorithm can naturally adapt to these applications. In particular, not only obtaining a quantum description of the solution, we even show via concrete examples how to leverage such quantum output to perform extra tasks, e.g., predicting unknown input for the least-square fitting of an univariate function. Thus, it provides an end-to-end application of quantum algorithms and provides a positive answer to the *output issue* raised in [69]. We remark that each of these aforementioned applications, respectively, have appeared before in separate works [22, 58, 59, 72]. However, in these settings, oracle access to classical data was still required, posing a significant barrier to practical implementation. In contrast, as we shall demonstrate, our algorithm only requires knowledge of the coefficients and degrees of the given function. This distinction is crucial because it ensures that our proposed quantum advantage is both provable and free from reliance on artificial access mechanisms. Thus, our result contributes another example to the growing body of work [48–51] demonstrating quantum advantage in a highly practical setting, fuels a great motivation to the pursuit of quantum computer. Now we proceed to describe our new framework for (quantum) gradient descent. The next section aims to provide some central information, including objective description, key insights underlying our framework, a glimpse of related techniques employed in the construction, a sketch of our algorithm, and finally the outcomes. There are three types of  $n$ -variables function  $f(\mathbf{x}) : \mathbb{R}^n \rightarrow \mathbb{R}$  that we consider in this work. Each type has a different structure, so it admits a different form for the gradient. The full version of the algorithm can be found in Appendix B. We strongly refer the reader to first read the Appendix A where we list important definitions as well as related recipes that we will use frequently in the remaining discussion.

## QUANTUM GRADIENT DESCENT WITHOUT COHERENT QUANTUM ACCESS

### A. First Type of Function

Let  $\mathbf{x} \equiv (x_1, x_2, \dots, x_n)$ . The first type admits the following form  $f(\mathbf{x}) = \sum_{i=1}^K a_{i,1}x_1^i + a_{i,2}x_2^i + \dots + a_{i,n}x_n^i$  and  $\{a_{i,1}, a_{i,2}, \dots, a_{i,n}\}_{i=1}^K$  is some real coefficient. Without loss of generality, we further assume that our domain of interest is  $\mathcal{D} = [-1/2, 1/2]^n$  and  $|f(x_1, x_2, \dots, x_n)| \leq 1/2$  in this domain  $\mathcal{D}$ . Furthermore, we assume that the maximum entry of the gradient of  $f$  is bounded by some known value  $P$ , that is,  $|\nabla f(x_1, x_2, \dots, x_n)|_\infty \leq P$  (where  $|\cdot|_\infty$  refers to the maximum entry of underlying vector) for all  $(x_1, x_2, \dots, x_n) \in \mathcal{D}$ . These two kinds of function is fairly common in practice, as we will see from examples in subsequent sections. The only information we need to know as input to our quantum algorithm is  $K$  and all coefficients  $\{a_{i,1}, a_{i,2}, \dots, a_{i,n}\}_{i=1}^K$ .

Most existing quantum algorithms typically rely on the encoding of classical variables  $\mathbf{x} \equiv (x_1, x_2, \dots, x_n)$  into some quantum state  $|\mathbf{x}\rangle$ . Our framework exploit a different mechanism, as instead of quantum state, we encode the classical vector  $\mathbf{x}$  into a diagonal operator denoted as  $\text{diag}(\mathbf{x})$ , which is an  $n \times n$  matrix having  $(x_1, x_2, \dots, x_n)$  as diagonal entries and zero otherwise. In otherwords, we enact the following embedding  $\mathbf{x} = \sum_{i=1}^n x_i |i-1\rangle \rightarrow \bigoplus_{i=1}^n x_i |i-1\rangle \langle i-1|$ . By doing this way, we can leverage many arithmetic techniques from the seminal quantum singular value transformation frameworks, allowing us to manipulate these information in a subtle yet useful manner for the desired task. Recall that gradient descent algorithm is mainly composed of the following iterative operation  $\mathbf{x}_{t+1} = \mathbf{x}_t - \eta \nabla f(\mathbf{x})$  (for  $t = 0, 1, 2, \dots, T$ ). In our convention, we seek to obtain the following operation  $\text{diag}(\mathbf{x}_{t+1}) = \text{diag}(\mathbf{x}_t - \eta \nabla f(\mathbf{x}))$ . First we note that the gradient of the first type is:

$$\nabla f(\mathbf{x}) = \begin{pmatrix} \sum_{i=1}^K a_{i,1} i x_1^{i-1} \\ \sum_{i=1}^K a_{i,2} i x_2^{i-1} \\ \vdots \\ \sum_{i=1}^K a_{i,n} i x_n^{i-1} \end{pmatrix} \quad (2)$$

As mentioned, we embed the classical vector  $\mathbf{x}$  into a diagonal operator  $\text{diag}(\mathbf{x})$ , which is possible given the unitary  $U$  that creates  $\mathbf{x}$  (or more generally, create a larger state that includes  $\mathbf{x}$  as first  $n$  entries) combined with the following Lemma (also Lemma 12 in the Appendix B):

**Lemma 1 (Theorem 2 in [73]; Block Encoding into a Diagonal Matrix)** *Given an  $\log(n)$ -qubit quantum state specified by a state-preparation-unitary  $U$ , such that  $|\psi\rangle_n = U|0\rangle_n = \sum_{k=1}^n \psi_k |k-1\rangle_n$  (with  $\psi_k \in \mathbb{C}$ ), we can prepare an exact block-encoding  $U_A$  of the diagonal matrix  $A = \text{diag}(\psi_1, \dots, \psi_n)$  with  $\mathcal{O}(\log(n))$  circuit depth and a total of  $\mathcal{O}(1)$  queries to a controlled- $U$  gate with  $\log(n) + 3$  ancillary qubits.*

Thus, what we obtain is a block encoding of operator  $\text{diag}(\mathbf{x})$ . Roughly speaking, a unitary  $U$  is said to be a block encoding of  $A$  (with operator norm  $|A| \leq 1$ ) if  $U$  contains  $A$  in the top left corner, i.e.,  $U = \begin{pmatrix} A & \\ & \ddots \end{pmatrix}$ , where  $(\cdot)$  refers to possibly non-zero entries. Block encoding is central to the recently breakthrough quantum singular value transformation framework [74], which has been shown to have the potential to unify many quantum algorithms. We refer to Appendix A for a concrete definition of block encoding, and important related techniques involving block-encoded operator. Here we recapitulate a few simple but very useful properties for our subsequent construction. Suppose that  $U_1$  is a block encoding of  $A_1$ ,  $U_2$  is a block encoding of  $A_2$ , then for some known  $\alpha, \beta \leq 1$ , we can construct another unitary a unitary block encoding of  $\alpha_1 A_1, \alpha_2 A_2$  (Lemma 9, trivial scaling)  $\alpha A_1 + \beta A_2$  (Lemma 8, Linear combination), of  $A_1 A_2$  (Lemma 5, Multiplication), and also of  $A_1 \otimes A_2$  (Ref. [75], Tensor product). Additionally, for a factor  $\gamma > 1$  and with a guarantee  $\gamma A \leq \frac{1}{2}$ , it is possible to construct the block encoding of  $\gamma A$  (Lemma 10, Amplification).

Returning to our main discussion, since all coefficients  $\{a_{i,1}, a_{i,2}, \dots, a_{i,n}\}_{i=1}^K$  are known, there exists a variety of amplitude encoding techniques [76–83], which allow us to create a state that contains these coefficients, or their square root, as amplitudes. In particular, Ref. [83] constructed an optimal protocol for amplitude encoding, showing that it is always possible to construct a  $n$ -dimensional quantum state using a circuit of depth  $\Theta(\log n)$ . Let  $T(a_i)$  denotes the circuit depth of  $U(a_i)$  generating the state that contains  $(a_{i,1}, a_{i,2}, \dots, a_{i,n})$  as its first  $n$  entries. Throughout the work, we assume (based on the result of [83]) that  $T(a_i) \sim \mathcal{O}(\log n)$  for all  $i$ . Combining these unitaries  $\{U(a_i)\}_{i=1}^K$  and Lemma 12, we obtain an efficient quantum circuit of complexity  $\mathcal{O}(T(U_i) + \log n)$  that block encodes the operators  $\text{diag}(a_{i,1}, a_{i,2}, \dots, a_{i,n})$  for all  $i = 1, 2, \dots, K$ .

Given the block encoding of  $\text{diag}(\mathbf{x}) \equiv (x_1, x_2, \dots, x_n)$  and of  $\{\text{diag}(a_{i,1}, a_{i,2}, \dots, a_{i,n})\}_{i=1}^K$ , many elegant techniques from quantum singular value transformation framework can be applied (see Appendix A). More concretely, Lemma 11 or Lemma 5) takes  $\text{diag}(\mathbf{x})$  as input and yields a block encoding of  $\text{diag}(x_1^{i-1}, x_2^{i-1}, \dots, x_n^{i-1})$ . Then Lemma 5 can be used again to construct the block encoding of  $\text{diag}(x_1^{i-1}, x_2^{i-1}, \dots, x_n^{i-1}) \text{diag}(a_{i,1}, a_{i,2}, \dots, a_{i,n})$ , which is  $\text{diag}(a_{i,1} x_1^{i-1}, a_{i,2} x_2^{i-1}, \dots, a_{i,n} x_n^{i-1})$ .

Lemma 9 can insert the factor  $\frac{i}{P}$  to the above operator, obtaining a block encoding of  $\text{diag}(\frac{i}{P} a_{i,1} x_1^{i-1}, \frac{i}{P} a_{i,2} x_2^{i-1}, \dots, \frac{i}{P} a_{i,n} x_n^{i-1})$ . Then Lemma 8 can be used to construct the block encoding of  $\frac{1}{K} \sum_{i=1}^K \text{diag}(\frac{i}{P} a_{i,1} x_1^{i-1}, \frac{i}{P} a_{i,2} x_2^{i-1}, \dots, \frac{i}{P} a_{i,n} x_n^{i-1}) = \frac{1}{K P} \text{diag}(\nabla f(\mathbf{x}))$ . Then Lemma 8 can be used again to construct the block encoding of:

$$\frac{1}{2} \left( \text{diag}(\mathbf{x}) - \frac{1}{K} \sum_{i=1}^K \text{diag}(\frac{i}{P} a_{i,1} x_1^{i-1}, \frac{i}{P} a_{i,2} x_2^{i-1}, \dots, \frac{i}{P} a_{i,n} x_n^{i-1}) \right) \quad (3)$$

If we define the hyperparameter  $\eta = \frac{1}{K P}$  then the above operator is indeed  $\frac{1}{2} \left( \text{diag}(\mathbf{x}) - \eta \text{diag}(a_{i,1} x_1^{i-1}, a_{i,2} x_2^{i-1}, \dots, a_{i,n} x_n^{i-1}) \right) = \frac{1}{2} \left( \text{diag}(\mathbf{x}) - \eta \text{diag}(\nabla f(\mathbf{x})) \right)$ . Therefore, if we begin at some  $\mathbf{x}_0$ , or more precisely  $\text{diag}(\mathbf{x}_0)$ , then after the above procedure, we obtain a block encoding of  $\frac{1}{2} \left( \text{diag}(\mathbf{x}_0) - \eta \text{diag}(\nabla f(\mathbf{x}_0)) \right) = \frac{1}{2} \left( \text{diag}(\mathbf{x}_1) \right)$  which contains the updated solution  $\mathbf{x}_1$  as the diagonal entries. The factor  $1/2$  above can be removed with a technique called amplification, see Lemma 10. Thus, we obtain a block encoding of  $\text{diag}(\mathbf{x}_1)$ . Likewise, after the next execution, we obtain the block encoding of  $\text{diag}(\mathbf{x}_2)$ , and continually, the block encoding of  $\text{diag}(\mathbf{x}_3), \dots, \text{diag}(\mathbf{x}_T)$ . A detailed analysis of complexity can be found in Appendix B. Here, for brevity, we summarize the result in the following theorem:

**Theorem 1 (Quantum Gradient Descent Algorithm (First Type))** *Let  $f(x_1, x_2, \dots, x_n) : \mathbb{R}^n \rightarrow \mathbb{R}$  be an  $n$ -dimensional real function  $f(x_1, x_2, \dots, x_n) = \sum_{i=1}^K (a_{i,1} x_1^i + a_{i,2} x_2^i + \dots + a_{i,n} x_n^i)$  with known coefficients  $\{a_{i,1}, a_{i,2}, \dots, a_{i,n}\}_{i=1}^K$ , on the domain  $\mathcal{D} = [-1/2, 1/2]^n$ , and  $|f(x_1, x_2, \dots, x_n)| \leq 1/2$  in such a domain. Let  $T$  be the total iteration steps. Suppose for each  $i$ , there is a unitary  $U_i$  of depth  $T(a_i)$  that generates some quantum state that has its first  $n$  entries as  $(a_{i,1}, a_{i,2}, \dots, a_{i,n})$ . Let  $T_a = \max_i \{T(a_i)\}_{i=1}^K$ . Then there exists a quantum procedure, using*

$\mathcal{O}(T \log(nK))$  qubits, and a quantum circuit of depth

$$\mathcal{O}\left(K^{2T}(T_a + \log(n))\right)$$

returning a block encoding of a diagonal operator  $\mathbf{X}_T$  containing  $\mathbf{x}_T$  as entries. A quantum state  $|\mathbf{x}_T\rangle$  corresponding to  $\mathbf{x}_T$  can also be obtained with further  $\mathcal{O}(1)$  complexity.

## B. Second Type of Function

Now we consider the second type of function  $f(\mathbf{x}) = \sum_{i=1}^K (a_{i,1}x_1 + a_{i,2}x_2 + \dots + a_{i,n}x_n + b_i)^i$  with  $\{b_i\}_{i=1}^K$  are known coefficients. For simplicity, we define the vector  $\mathbf{a}_i \equiv (a_{i,1}, a_{i,2}, \dots, a_{i,n})^T$ . Then the summation  $(a_{i,1}x_1 + a_{i,2}x_2 + \dots + a_{i,n}x_n) = \mathbf{a}_i^T \mathbf{x}$  and simplify further  $f_i(\mathbf{x}) \equiv f_i(x_1, x_2, \dots, x_n) = \mathbf{a}_i^T \mathbf{x} + b_i$ , so the function is  $f(\mathbf{x}) = \sum_{i=1}^K (\mathbf{a}_i^T \mathbf{x} + b_i)^i$ . The gradient for the function is:

$$\nabla f(\mathbf{x}) = \begin{pmatrix} \sum_{i=1}^K a_{i,1} i (a_{i,1}x_1 + a_{i,2}x_2 + \dots + a_{i,n}x_n + b_i)^{i-1} \\ \sum_{i=1}^K a_{i,2} i (a_{i,1}x_1 + a_{i,2}x_2 + \dots + a_{i,n}x_n + b_i)^{i-1} \\ \vdots \\ \sum_{i=1}^K a_{i,n} i (a_{i,1}x_1 + a_{i,2}x_2 + \dots + a_{i,n}x_n + b_i)^{i-1} \end{pmatrix} = \begin{pmatrix} \sum_{i=1}^K a_{i,1} i (\mathbf{a}_i^T \mathbf{x} + b_i)^{i-1} \\ \sum_{i=1}^K a_{i,2} i (\mathbf{a}_i^T \mathbf{x} + b_i)^{i-1} \\ \vdots \\ \sum_{i=1}^K a_{i,n} i (\mathbf{a}_i^T \mathbf{x} + b_i)^{i-1} \end{pmatrix} \quad (4)$$

Apparently, this gradient exhibits more complication compared to the first type's gradient, and indeed it possess considerably more technical challenge to build the operator  $\text{diag}(\nabla f(\mathbf{x}))$ , as the summation  $\mathbf{a}_i^T \mathbf{x}$  doesn't seem to straightforward to build from the block encoding of  $\text{diag}(\mathbf{x}) \equiv (x_1, x_2, \dots, x_n)$  and of  $\{\text{diag}(\mathbf{a}_i)\}_{i=1}^K$ . The full procedure is somewhat lengthy so we provide it in the Appendix B. For brevity, we summarize the key information here:

**Lemma 2 (First version.)** *Given a block encoding of  $\text{diag}(\mathbf{x})$  and of unitary  $U(a_i)$  that generates a state that is, or contains  $(a_{i,1}, a_{i,2}, \dots, a_{i,n})$  in its first  $n$  entries for  $i = 1, 2, \dots, K$ , then the block encoding of  $(\mathbf{a}_i^T \mathbf{x} + b_i) \otimes \mathbb{I}_n$  can be constructed with  $\mathcal{O}(s_i)$  usage of block encoding of  $\text{diag}(\mathbf{x})$  and of  $\{\text{diag}(\mathbf{a}_i)\}_{i=1}^K$ , and another  $\mathcal{O}(1)$  two-qubit gates, where  $s_i$  is the number of non-zero entries of  $\mathbf{a}_i$  (we need to know these indexes). We remark that for this version, the same construction can be done whenever we have block encoding of  $\text{diag}(\mathbf{x})$  and of  $\text{diag}(a_{i,1}, a_{i,2}, \dots, a_{i,n})$ .*

**(Second version.)** *Given a block encoding of  $\text{diag}(\mathbf{x})$  and unitary  $U(\sqrt{a_i})$  that generates some state that is, or contains  $(\sqrt{a_{i,1}}, \sqrt{a_{i,2}}, \dots, \sqrt{a_{i,n}})$  in its first  $n$  entries. Then there exists a quantum procedure using block encoding of  $\text{diag}(\mathbf{x})$  and  $U(\sqrt{a_i})$  two times plus  $\mathcal{O}(1)$  two qubit gates, and return the block encoding of  $(\mathbf{a}_i^T \mathbf{x} + b_i) \otimes \mathbb{I}_n$*

We remark that the unitary  $U(\sqrt{a_i})$  in the second version of the above Lemma can, in principle, be constructed using method in [83] – which is arguably the most universal amplitude encoding protocol. In the following, we proceed with the first version of the above lemma. However, the same procedure and analysis holds for the second version as well. The only difference is that the second version enables certain improvement in scaling complexity (in subsequent Thm 2). We note that the operator  $(\mathbf{a}_i^T \mathbf{x} + b_i) \otimes \mathbb{I}_n$  is an  $n \times n$  matrix having  $\mathbf{a}_i^T \mathbf{x}$  on the diagonal and zero otherwise. So we can use Lemma 5 to construct the block encoding of  $((\mathbf{a}_i^T \mathbf{x})^{i-1} + b_i) \otimes \mathbb{I}_n$ . Remind that we have a block encoding of  $\text{diag}(\mathbf{a}_i)$ . Then we can use Lemma 5 to construct the block encoding of  $\text{diag}(\mathbf{a}_i) \cdot (\mathbf{a}_i^T \mathbf{x} + b_i) \otimes \mathbb{I}_n = \text{diag}(a_{i,1}(\mathbf{a}_i^T \mathbf{x} + b_i)^{i-1}, a_{i,2}(\mathbf{a}_i^T \mathbf{x} + b_i)^{i-1}, \dots, a_{i,n}(\mathbf{a}_i^T \mathbf{x} + b_i)^{i-1})$ . Then Lemma 9 can be used to insert the factor  $i/P$ , i.e., we obtain the block encoding of  $\text{diag}(\frac{i}{P} a_{i,1}(\mathbf{a}_i^T \mathbf{x} + b_i)^{i-1}, \frac{i}{P} a_{i,2}(\mathbf{a}_i^T \mathbf{x} + b_i)^{i-1}, \dots, \frac{i}{P} a_{i,n}(\mathbf{a}_i^T \mathbf{x} + b_i)^{i-1})$ . Next, Lemma 8 can then be used to construct the block encoding of

$$\frac{1}{K} \sum_{i=1}^K \text{diag}\left(\frac{i}{P} a_{i,1}(\mathbf{a}_i^T \mathbf{x})^{i-1}, \frac{i}{P} a_{i,2}(\mathbf{a}_i^T \mathbf{x})^{i-1}, \dots, \frac{i}{P} a_{i,n}(\mathbf{a}_i^T \mathbf{x})^{i-1}\right) = \frac{1}{KP} \text{diag}(\nabla f(\mathbf{x})) \quad (5)$$

Lemma 8 allows us to construct the block encoding of  $\frac{1}{2} \left( \text{diag}(\mathbf{x}) - \frac{1}{KP} \text{diag}(\nabla f(\mathbf{x})) \right) = \frac{1}{2} \left( \text{diag}(\mathbf{x}) - \eta \text{diag}(\nabla f(\mathbf{x})) \right)$  where again we define the hyperparameter  $\eta = \frac{1}{KP}$ . The factor  $1/2$  can be removed by amplification technique 10. Thus, similar to previous discussion, if we begin at some  $\text{diag}(\mathbf{x}_0)$ , after the consecutive execution of the above algorithm, we obtain the block encoding of  $\text{diag}(\mathbf{x}_1), \text{diag}(\mathbf{x}_2), \dots, \text{diag}(\mathbf{x}_T)$ . The full analysis of complexity will be provided in Appendix B, and we state the main result here:

**Theorem 2 (Quantum Gradient Descent Algorithm (Second Type))** Let  $f(x_1, x_2, \dots, x_n) : \mathbb{R}^n \rightarrow \mathbb{R}$  be an  $n$ -dimensional real function:  $f_i(x_1, x_2, \dots, x_n) = \sum_{i=1}^K (a_{i,1}x_1 + a_{i,2}x_2 + \dots + a_{i,n}x_n + b_i)^i$  with known coefficients  $\{a_{i,1}, a_{i,2}, \dots, a_{i,n}\}_{i=1}^K$ , on the domain  $\mathcal{D} = [-1/2, 1/2]^n$ , and  $|f(x_1, x_2, \dots, x_n)| \leq 1/2$  in such a domain. Let  $T$  be the total iteration steps.

• (First version) Suppose that for each  $i$ , there is a unitary  $U(a_i)$  of depth  $T(a_i)$  that generates some quantum state that has its first  $n$  entries as  $(a_{i,1}, a_{i,2}, \dots, a_{i,n})$ . Let  $T_a = \max_i \{T(a_i)\}_{i=1}^K$ . For each  $i$ , define  $s_i$  as the number of non-zero entries of the vector  $(a_{i,1}, a_{i,2}, \dots, a_{i,n})$ , and  $S = \max_i \{s_i\}_{i=1}^K$ . Then there exists a quantum procedure employing  $\mathcal{O}(T \log(nK))$  qubits, and that uses a quantum circuit of depth

$$\mathcal{O}\left((SK^2)^T (T_a + \log(n))\right)$$

returning a block encoding of a diagonal operator  $\mathbf{X}_T$  that contains  $\mathbf{x}_T$  as entries. A quantum state  $|\mathbf{x}_T\rangle$  corresponding to  $\mathbf{x}_T$  can also be obtained with further  $\mathcal{O}(1)$  complexity.

• (Second version) If, under mostly the same condition for function  $f(x_1, x_2, \dots, x_n)$ , except for  $f_i(x_1, x_2, \dots, x_n) = \sum_{i=1}^K (a_{i,1}x_1 + a_{i,2}x_2 + \dots + a_{i,n}x_n + b_i)^{2i+1}$  and for each  $i$ , we have a unitary  $U(\sqrt{a_i})$  (of depth  $T(\sqrt{a_i})$ ) that generates some state that contains  $(\sqrt{a_{i,1}}, \sqrt{a_{i,2}}, \dots, \sqrt{a_{i,n}})$  as its first  $n$  entries. Let  $T_u = \max_i \{T(\sqrt{a_i})\}_{i=1}^K$ . Then there exists a quantum procedure using  $\mathcal{O}(T \log(nK))$  qubits and using a quantum circuit of depth

$$\mathcal{O}\left(K^{2T} (\log(n) + T_u)\right)$$

returning a block encoding of a diagonal operator  $\mathbf{X}_T$  containing  $\mathbf{x}_T$  as entries. A quantum state  $|\mathbf{x}_T\rangle$  corresponding to  $\mathbf{x}_T$  can also be obtained with further  $\mathcal{O}(1)$  complexity.

### C. Third Type of Function

The third type of function we consider is the following  $f(\mathbf{x}) = \prod_{i=1}^K (a_{i,1}x_1 + a_{i,2}x_2 + \dots + a_{i,n}x_n + b_i)^i$ . Similar to previous case, we define  $\mathbf{a}_i \equiv (a_{i,1}, a_{i,2}, \dots, a_{i,n})^T$ , so the function is equivalent to  $f(\mathbf{x}) = \prod_{i=1}^K f_i(\mathbf{x}) = \prod_{i=1}^K (\mathbf{a}_i^T \mathbf{x} + b_i)^i$ . The gradient of the above function is:

$$\nabla f(\mathbf{x}) = \begin{pmatrix} \frac{\partial f_1(\mathbf{x})}{\partial x_1} \prod_{i=2}^K f_i(\mathbf{x}) + f_1(\mathbf{x}) \frac{\partial f_2(\mathbf{x})}{\partial x_1} \prod_{i=3}^K f_i(\mathbf{x}) + \dots + \prod_{i=1}^{K-1} \frac{\partial f_K(\mathbf{x})}{\partial x_1} \\ \frac{\partial f_1(\mathbf{x})}{\partial x_2} \prod_{i=2}^K f_i(\mathbf{x}) + f_1(\mathbf{x}) \frac{\partial f_2(\mathbf{x})}{\partial x_2} \prod_{i=3}^K f_i(\mathbf{x}) + \dots + \prod_{i=1}^{K-1} \frac{\partial f_K(\mathbf{x})}{\partial x_2} \\ \vdots \\ \frac{\partial f_1(\mathbf{x})}{\partial x_n} \prod_{i=2}^K f_i(\mathbf{x}) + f_1(\mathbf{x}) \frac{\partial f_2(\mathbf{x})}{\partial x_n} \prod_{i=3}^K f_i(\mathbf{x}) + \dots + \prod_{i=1}^{K-1} \frac{\partial f_K(\mathbf{x})}{\partial x_n} \end{pmatrix} \quad (6)$$

which is apparently seemingly more complicated than the previous two cases. However, it turns out that things can be simpler. We observe that the above gradient can be decomposed as  $\nabla f(\mathbf{x}) = \sum_{i=1}^K \prod_{j=1}^{i-1} f_j(\mathbf{x}) \nabla f_i(\mathbf{x}) \prod_{j=i+1}^K f_j(\mathbf{x})$ . In addition, we can use a lot of recipes from the previous discussion on the second type. From prior discussion, we have a block encoding of operator  $\frac{1}{P} \text{diag}\left(\nabla f_i(\mathbf{x})\right)$  for  $i = 1, 2, \dots, K$ . We also have from Lemma 2 the block encoding of operator  $(\mathbf{a}_i^T \mathbf{x} + b_i) \otimes \mathbb{I}_n = \text{diag}\left(f_i(\mathbf{x})\right)$ . Then for any  $i$ , it is straightforward to use Lemma 5 to construct the block encoding of the following operator  $\prod_{j=1}^{i-1} \text{diag}\left(f_j(\mathbf{x})\right) \frac{1}{P} \text{diag}\left(\nabla f_i(\mathbf{x})\right) \prod_{j=i+1}^K \text{diag}\left(f_j(\mathbf{x})\right)$ , which is equal to  $\frac{1}{P} \text{diag}\left(\prod_{j=1}^{i-1} f_j(\mathbf{x}) \nabla f_i(\mathbf{x}) \prod_{j=i+1}^K f_j(\mathbf{x})\right)$

Then by using Lemma 8, we can construct the block encoding of  $\frac{1}{K} \sum_{i=1}^K \frac{1}{P} \text{diag}\left(\prod_{j=1}^{i-1} f_j(\mathbf{x}) \nabla f_i(\mathbf{x}) \prod_{j=i+1}^K f_j(\mathbf{x})\right)$ , which is  $\frac{1}{KP} \text{diag}\left(\sum_{i=1}^K \prod_{j=1}^{i-1} f_j(\mathbf{x}) \nabla f_i(\mathbf{x}) \prod_{j=i+1}^K f_j(\mathbf{x})\right)$

which is  $\frac{1}{KP} \text{diag}\left(\nabla f(\mathbf{x})\right)$  as we point out previously. Given such an operator, by defining  $\eta = 1/(KP)$ , we can proceed as in previous two cases: beginning with some  $\text{diag}(\mathbf{x}_0)$ , iteratively constructing  $\text{diag}(\mathbf{x}_0) - \eta \text{diag}(\nabla f(\mathbf{x}_0)) = \text{diag}(\mathbf{x}_1)$ , then  $\text{diag}(\mathbf{x}_1) - \eta \text{diag}(\nabla f(\mathbf{x}_1)) = \text{diag}(\mathbf{x}_2)$ , ..., until  $\text{diag}(\mathbf{x}_T)$ . Full description and analysis will be provided in Section B. We state the main result in the following:

**Theorem 3 (Quantum Gradient Descent Algorithm (Third Type))** *In the same context and assumption as Theorem 2, let  $f(x_1, x_2, \dots, x_n) = \prod_{i=1}^K (a_{i,1}x_1 + a_{i,2}x_2 + \dots + a_{i,n}x_n)^i$ .*

• (First version) *Suppose that for each  $i$ , there is a unitary  $U(a_i)$  of depth  $T(a_i)$  that generates some quantum state that has its first  $n$  entries as  $(a_{i,1}, a_{i,2}, \dots, a_{i,n})$ . Let  $T_a = \max_i \{T(a_i)\}_{i=1}^K$ . For each  $i$ , define  $s_i$  as the number of non-zero entries of the vector  $(a_{i,1}, a_{i,2}, \dots, a_{i,n})$ , and  $S = \max_i \{s_i\}_{i=1}^K$ . Then there exists a quantum procedure employing  $\mathcal{O}(T \log(nK))$  qubits, and that uses a quantum circuit of depth*

$$\mathcal{O}\left((SK^2)^T (T_a + \log(n))\right)$$

*returning a block encoding of a diagonal operator  $\mathbf{X}_T$  that contains  $\mathbf{x}_T$  as entries. A quantum state  $|\mathbf{x}_T\rangle$  corresponding to  $\mathbf{x}_T$  can also be obtained with further  $\mathcal{O}(1)$  complexity.*

• (Second version) *If, under the same condition for function  $f(x_1, x_2, \dots, x_n)$ , except for  $f_i(x_1, x_2, \dots, x_n) = \sum_{i=1}^K (a_{i,1}x_1 + a_{i,2}x_2 + \dots + a_{i,n}x_n + b_i)^{2i+1}$  and for each  $i$ , we have a unitary  $U(\sqrt{a_i})$  (of depth  $T(\sqrt{a_i})$ ) that generates some state that contains  $(\sqrt{a_{i,1}}, \sqrt{a_{i,2}}, \dots, \sqrt{a_{i,n}})$  as its first  $n$  entries. Let  $T_u = \max_i \{T(\sqrt{a_i})\}_{i=1}^K$ . Then there exists a quantum procedure using  $\mathcal{O}(T \log(nK))$  qubits and using a quantum circuit of depth*

$$\mathcal{O}\left(K^{2T} (\log(n) + T_u)\right)$$

*returning a block encoding of a diagonal operator  $\mathbf{X}_T$  containing  $\mathbf{x}_T$  as entries. A quantum state  $|\mathbf{x}_T\rangle$  corresponding to  $\mathbf{x}_T$  can also be obtained with further  $\mathcal{O}(1)$  complexity.*

#### D. Discussion

From three main results, Theorem 1, 2, and 3, we see that a crucial factor is  $T_a$  (respectively,  $T_u$ ) which is the maximum circuit complexity (among  $i = 1, 2, \dots, K$ ) to generate the quantum state that contains the vector  $(a_{i,1}, a_{i,2}, \dots, a_{i,n})$  (or  $(\sqrt{a_{i,1}}, \sqrt{a_{i,2}}, \dots, \sqrt{a_{i,n}})$ ) in its first entries  $n$ . In principle, if these coefficients are classically known, then many amplitude encoding techniques have been proposed [76–82]. The easiest scenario is  $\mathbf{a}_i$  being sparse (having few non-zero entries) for all  $i$ . The denser vector leads to more complexity; however, we remark that an efficient procedure still exists if the coefficients obey certain conditions [76, 77].

One may ask how many iterations  $T$  one needs to apply in order for the temporal solution to reach the points of the (local) minimum? In general, it is apparent that the convergence algorithm depends a lot on the behavior of function within the chosen domain. There exist a few results demonstrating convergence guarantees for gradient descent. For example, [84] shows that for convex functions with Lipschitz-continuous gradients, one needs  $T = \mathcal{O}(\frac{1}{\epsilon})$  in order to achieve a vector  $\mathbf{x}_T$  that is  $\epsilon$ -closed to the point of extrema. The works in [85, 86] analyzed strongly convex function, showing that  $T = \mathcal{O}(\log \frac{1}{\epsilon})$  suffices.

There is one subtle detail of our algorithm. The core step of our method takes some diagonally block-encoded operator  $\text{diag}(\mathbf{x})$  and return a block encoding of  $\frac{1}{2}(\text{diag}(\mathbf{x}) - \eta \text{diag}(\nabla f(\mathbf{x})))$ . The factor  $1/2$  is then removed using Lemma 10. The condition required by such a lemma is that the operator  $(\text{diag}(\mathbf{x}) - \eta \text{diag}(\nabla f(\mathbf{x})))$  needs to have operator norm  $\leq 1/2$ . More specifically, in the gradient descent algorithm with  $T$  steps, if we begin with some block-encoded operator  $\text{diag}(\mathbf{x}_0)$ , then we need to ensure that the operator  $\text{diag}(\mathbf{x}_0 - \eta \nabla f(\mathbf{x}_0)) = \text{diag}(\mathbf{x}_1)$ , and similarly, all subsequent operators  $\text{diag}(\mathbf{x}_2), \dots, \text{diag}(\mathbf{x}_T)$ , have operator norm less than  $1/2$ . This issue has also been discussed in related work [71]. It turns out that there are two conditions: the hyperparameter  $\eta$  needs to be less than  $\frac{1}{2PT}$ , and the initial the vector  $\mathbf{x}_0$  needs to be less than  $\frac{1}{2} - \eta PT$ , then all operators  $\{\text{diag}(\mathbf{x}_t)\}_{t=0}^T$  have norm less than  $1/2$ . In Appendix B, we summary the argument and method provided in [71], and point out a simple way to generate the desired initial state  $\mathbf{x}_0$ , or more precisely, the block-encoded operator  $\text{diag}(\mathbf{x}_0)$ . Regarding the value of  $\eta$ , we remind that at a certain step (Eqn. 3, Eqn. 5), we obtained the block encoding of  $\frac{1}{KP} \text{diag}(\nabla f(\mathbf{x}))$ , then we subsequently chose  $\eta = 1/KP$  as a hyperparameter for gradient descent. In order for  $\eta \leq \frac{1}{2PT}$ , we simply use either Lemma 9 or Lemma 10 to transform the block-encoded operator  $\frac{1}{KP} \nabla f(\mathbf{x}) \rightarrow \frac{\alpha}{2PT} \nabla f(\mathbf{x})$  for  $\alpha \leq 1$ , and proceed the algorithm with the hyperparameter then defined as  $\eta = \frac{\alpha}{2PT}$ .

We remark that the mechanism of our framework is relying on an embedding of a vector into a diagonal operator, which is not similar to conventional quantum algorithms, such as [22, 52, 58], that relies directly on quantum state. As we have seen, the output of our framework is (more precisely, the block encoding of) some diagonal operator  $U$  that

encodes the solution of interest  $\mathbf{x}_T$  on the diagonal. As we point out in Appendix B, from such a diagonal operator, by performing  $U |\mathbf{0}\rangle \left( \frac{1}{\sqrt{n}} \sum_{i=0}^{n-1} |i\rangle \right)$  and performs measurement and post-select the first register to be  $|\mathbf{0}\rangle$ , resulting in  $|\mathbf{x}_T\rangle$ , which the quantum state that corresponds to solution  $\mathbf{x}_T$ .

One may wonder how the classical computer works for this problem. As straightforward as it can be, given any  $\mathbf{x} = (x_1, x_2, \dots, x_n)$ , the classical computer can compute the gradients by taking each partial derivative, resulting in the  $\mathcal{O}(nK)$  time step. The update step can be performed in another  $\mathcal{O}(n)$  time (that is, simply subtracting the entry by the entry). Thus, the total classical time required is  $\mathcal{O}(nKT)$ . So, the out method provides an exponential improvement in the number of variables  $n$ , while being slower in the total iteration time  $T$ . As also mentioned in [70], the best domain to apply the quantum gradient descent is in a (extremely) high-dimensional setting, where only a few iterations are required. Another potential setting, as we indicated in the introduction, is when the considered function exhibits a strongly convex landscape, in which it has been rigorously proven that the total number of iterations  $T$  only needs to be logarithmical in the inverse of error tolerance.

Either with a diagonal operator  $\text{diag}(\mathbf{x}_T)$  or a quantum state  $|\mathbf{x}_T\rangle$  as the outcome, the motivating question is, can they be useful for practical purposes? In the next section, we point out several directions for which we can potentially leverage the quantum representation of the output for practical purposes, including solving linear systems, performing polynomial fitting and predicting unknown input, building support vector machine and classifying unseen data, assigning data to cluster, training neural network and predicting unknown data, solving ground and excited state energies.

## TOWARDS APPLICATION WITHOUT COHERENT QUANTUM ACCESS

The above quantum gradient descent algorithm has a logarithmic running time with respect to the number of variables or dimension. Aside from optimization context, we point out that gradient descent also find application in many directions, including solving linear system, data fitting, training neural networks, etc. Below, we shall discuss these problems in greater detail and explicitly demonstrate how our quantum framework's ability to perform gradient descent can be directly translated into these domains.

### E. Solving Linear System

Linear system solver is apparently a vital tool in many areas of science and engineering. For example, Maxwell's equations serve as a fundamental principle to many electrical and optical engineering applications. In order to solve them numerically, one needs to discretize the equations and reduce them to a linear system of potentially large size. The quantum algorithm for solving linear systems (also called the Harrow-Hassidim-Lloyd (HHL) algorithm) was first introduced in [58] and immediately became one of the most influential quantum algorithms in the literature. In addition to gaining exponential speedup in the output of the solution vector stored as a quantum state, the authors also showed that matrix inversion is **BQP**-complete, which implies their optimality scaling with respect to many parameters. In a linear equation of size  $n \times n$ , we need to find  $\mathbf{x}$  that satisfies  $A\mathbf{x} = \mathbf{b}$ , where  $A \in \mathbb{C}^{n \times n}$  and  $\mathbf{b} \in \mathbb{C}^n$ . As mentioned in [58], without loss of generality, assume that  $A$  is Hermitian and  $\mathbf{b}$  has unit norm. The closed-form solution to the above system is  $\mathbf{x} = A^{-1}\mathbf{b}$ , thus one needs to be able to invert  $A$  in order to obtain the solution. More details regarding quantum linear solving shall be provided in appendix D. Here we point out that alternative approach to solve linear system, based on gradient descent, exists. In fact, a few works have exploited this approach [87, 88], but they also work within black-box model. To find  $\mathbf{x}$  that satisfies the above system, we can choose to find  $\mathbf{x}$  such that it minimizes the strongly convex function  $f(\mathbf{x}) = \frac{1}{2}|\mathbf{x}|^2 + \|A\mathbf{x} - \mathbf{b}\|^2$ . where  $\|\cdot\|$  refers to  $l_2$  Euclidean norm. A detailed expansion will be provided in Appendix D showing that the above function is a combination of first type (Thm. 1) and second type (Thm. 2) with  $K$  in Thm. 1 and Thm. 2 being roughly  $s$ —the sparsity of  $A$ . Thus, our quantum gradient descent algorithm can be applied to solve the linear system. We remark that the function  $f(\mathbf{x})$  is strongly convex, so in the gradient descent algorithm, the choice of  $T = \mathcal{O}(\log \frac{1}{\epsilon})$ , thus we arrive at the following

**Theorem 4 (Quantum Algorithm For Solving Linear Systems of Equations)** *Given linear system  $A\mathbf{x} = \mathbf{b}$  where  $A$  is an  $s$ -sparse, Hermitian matrix of size  $n \times n$  with conditional number  $\kappa$ . Suppose that entries of  $A, \mathbf{b}$  are classically known. Then there is a quantum algorithm returning  $|\mathbf{x}\rangle \sim A^{-1}\mathbf{b}$  in complexity  $\mathcal{O}\left(s^2 \frac{1}{\epsilon} \log n\right)$*

This result marks the second example demonstrating that quantum computer can solve linear system efficiently without coherent access, while the first one was provided in [83]. However, their work assumes that  $A$  can be expressed as a linear combination of implementable unitary. Our gradient descent-based approach can work with more general structures. The only condition is that the rows of  $A$  can be efficiently prepared, a problem that has been settled in [83].



## F. Least-square Data Fitting

Fitting data is also another key tool in many areas of science and engineering, especially quantitative science. In experimental physics, there are countless sources of data, such as cosmological observation, particle collision, etc. In finance, stock prices, foreign exchanges, risk and credit information, insider transactions, etc., form an enormous database. Data fitting is essentially the process of finding a mathematical model that best fits the data. The ability to obtain an exact modeling yields the ability to make predictions, which is extremely useful. For instance, it allows us to testify the correctness and implications of certain theories of physics, such as relativity theory, quantum field theory, which plays a pivotal role to our modern understanding of the physical world. We refer to Fig. 2 as an illustration of data fitting in two scenarios: fitting a linear and a nonlinear function.

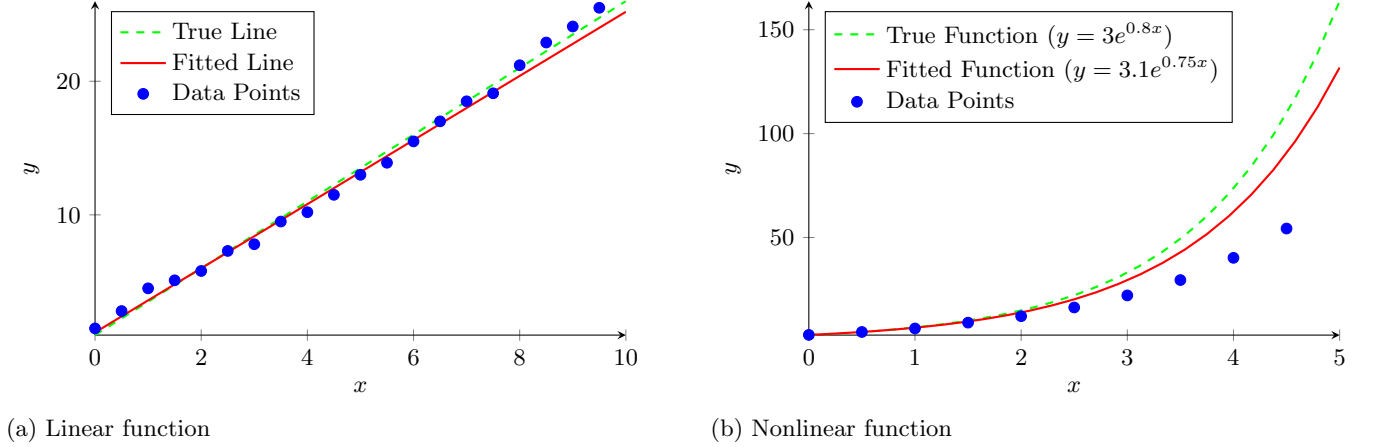


FIG. 2: Examples illustrating least-squares data fitting techniques applied to a linear function and a nonlinear function.

The formal description of fitting technique, i.e., least-square method, is as follows. We are given a discrete set of  $M$  points  $\{x_i, y_i\}$  where  $x_i \in \mathbb{R}^d$  for some  $d$ . The fit function is of the form  $f(x, \lambda) = \sum_{j=1}^n f_j(x) \lambda_j$ , where  $\lambda = (\lambda_1, \lambda_2, \dots, \lambda_n)$  and  $f_j(x) : \mathbb{R}^d \rightarrow \mathbb{R}$  is some continuous function, which can be nonlinear in  $x$ . The optimal fit can be found by minimizing the so-called cost:

$$E = \sum_{i=1}^M |f(x_i, \lambda) - y_i|^2 = |\mathbf{F}\lambda - \mathbf{y}|^2 \quad (7)$$

where  $\mathbf{y} = (y_1, y_2, \dots, y_M)$  and the matrix  $\mathbf{F} \in \mathbb{R}^{M \times n}$  is defined as  $\mathbf{F}_{ij} = f_j(x_i)$ . The above cost function shares similarity with the cost defined earlier in linear solving context. As explicitly shown in Appendix E, it is a combination of the first and second types of function (with  $K$  roughly as  $s$  – the sparsity of  $\mathbf{F}$ ), so the quantum gradient descent can be applied in a straightforward manner. We remark that the above cost function can be strongly convex if the minimum eigenvalue of  $\mathbf{F}^T \mathbf{F}$  is greater than 0, or equivalently  $\mathbf{F}^T \mathbf{F}$  being positive definite. We summarize the result of this section in the following

**Theorem 5 (Quantum Algorithm For Data Fitting)** *Let the dataset be  $\{x_i, y_i\}_{i=1}^M$ . There is a quantum algorithm returning  $|\lambda\rangle \sim \lambda$  that encodes the fit parameters to the function  $f(x, \lambda) = \sum_{j=1}^n f_j(x) \lambda_j$ , in complexity  $\mathcal{O}(s^2 \frac{1}{\epsilon} \log n)$  if  $\mathbf{F}^T \mathbf{F}$  is positive definite.*

**Fitting Univariate Function.** To exemplify the applicability of our method, suppose that we want to fit a single variable polynomial of degree  $n$ ,  $f(x, \lambda) = \lambda_1 x + \lambda_2 x^2 + \dots + \lambda_n x^n$ , and that we want to predict an unknown input  $x$  (we abuse notation). Without loss of generality, assume that  $n$  is some power of 2. In the appendix E, we show that there exists a quantum circuit of dept  $\mathcal{O}(1)$  that generates the state  $C \sum_{i=1}^n (\sqrt{x})^i |i-1\rangle$  where

$$C = \left( |0\rangle + z^{n/2} |1\rangle \right) \otimes \left( |0\rangle + z^{n/4} |1\rangle \right) \otimes \left( |0\rangle + z^{n/8} |1\rangle \right) \otimes \dots \otimes \left( z |0\rangle + z^2 |1\rangle \right)$$

is the normalization factor. The above result enables the second version in the context of Theorem 2., which is more efficient.

**Predicting Unknown Input.** Suppose we have another unknown input  $x$  (we abuse the notation) and we want to predict the value, then the challenge is obtaining an estimation of  $f(y, \lambda)$  from the output of our quantum gradient descent algorithm, which is a block encoding of operator  $\text{diag}(\lambda_1, \lambda_2, \dots, \lambda_n)$  that contains the fit parameters. It turns out that the procedure is simple. Let  $U_\lambda$  denotes the unitary block encoding of  $\text{diag}(\lambda_1, \lambda_2, \dots, \lambda_n)$ . Let  $U_x$  denotes the unitary that generates the state  $|\Phi\rangle = C \sum_{i=0}^{n-1} (\sqrt{x})^{i+1} |i\rangle$  that we have provided above. Then according to definition of block encoding Def.1, we have that  $U_\lambda |0\rangle |\Phi\rangle = |0\rangle \left( C \sum_{i=0}^{n-1} \lambda_{i+1} (\sqrt{x})^{i+1} |i\rangle \right) + |\text{Garbage}\rangle$ . Then we create another state  $|0\rangle |\Phi\rangle$ , then use either Hadamard test or SWAP test to estimate the overlaps  $\langle 0 | \langle \Phi | U_\lambda | 0 \rangle | \Phi \rangle = C^2 \sum_{i=0}^{n-1} \lambda_{i+1} x^{i+1}$ , which reveals the estimation of  $f(x, \lambda)$ , as it is equal to  $C^2 \sum_{i=0}^{n-1} \lambda_{i+1} x^{i+1}$ . Thus, the above procedure provides an end-to-end application of quantum computer, from performing the least-square fitting to predicting output.

### G. Support Vector Machine

Support vector machine (SVM) is one of the most popular supervised learning algorithms, which aims to recognize hidden patterns within known data sets and predict the outcomes of unseen instances. The most popular problem arising from reality is classification; e.g., one wants to distinguish between images of different categories. More formally, given some dataset, the support vector machine works by translating features of these objects to a so-called feature vector space and finding a hyperplane that separates objects from different classes. SVM can achieve such a goal of drawing the hyperplane by maximizing the margins between two classes, while minimizing the classification errors. We refer to the examples in Figure 3 for a better illustration of the principle of the support vector machine.

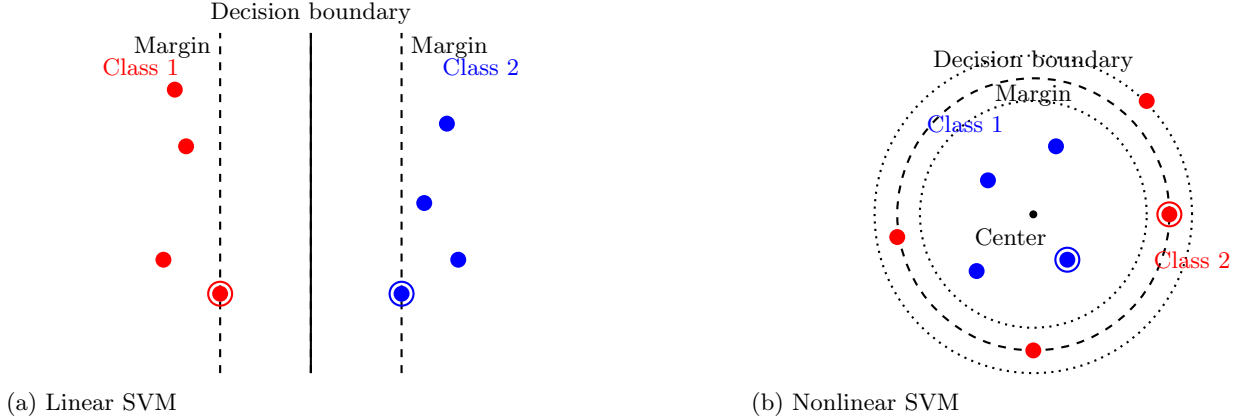


FIG. 3: Illustration of support vector machine applied to two different cases: linearly separable and non-linearly separable.

We mention that the first quantum algorithm for support vector machine was introduced in [59]. Their technique is a combination of density state exponentiation [25] and matrix inversion [58]. Thus, it requires quantum access to classical data. As we will see shortly, our work circumvent this input issue. To relate the SVM algorithm with gradient descent, we denote  $\{\mathbf{x}(s), y(s)\}_{s=1}^M$  as the set of training data, where  $\mathbf{x}(s) \in \mathbb{R}^n$  is the  $n$ -dimensional feature vector of the  $s$ -th instance, and  $y(s) \in \{0, 1\}$  is the corresponding label. Without loss of generalization, we consider the regime of hypercube, i.e., for all  $s = 1, 2, \dots, M$ ,  $|\mathbf{x}(s)_i| \leq 1$  for all  $i = 1, 2, \dots, n$ . The objective of linear SVM is to find an optimal hyperplane  $(\mathbf{w}, b) \equiv (w_1, w_2, \dots, w_n, b)$  that maximizes the margin while minimizing classification errors. The primal form of the support vector machine optimization with hinge loss is:

$$\min_{\mathbf{w}, b} \frac{1}{2} \|\mathbf{w}\|^2 + C \sum_{s=1}^M \max \left( 0, 1 - y(s) (\mathbf{w}^T \mathbf{x}(s) + b) \right) \quad (8)$$

As shall be shown in Appendix F, the above function falls into first type 1, and in particular, it is also strongly convex. Thus, the quantum gradient descent algorithm of Thm. 1 can be applied, with the output being a block-encoded operator  $\text{diag}(\mathbf{w}, b)$  that contains the hyperplane of interest.

**Theorem 6 (Quantum Algorithm for Support Vector Machine)** *There exists a quantum algorithm that returns either an  $\epsilon$ -approximated block encoding of  $\text{diag}(\mathbf{w}, b)$  or a quantum state  $|\mathbf{w}\rangle \sim (\mathbf{w}, b)^T$ , with complexity  $\mathcal{O}\left(\frac{1}{\epsilon} \log n\right)$*

**Classifying Unseen Data:** Given the execution of the quantum gradient descent algorithm, we have obtained a block encoding of a diagonal operator  $\text{diag}(\mathbf{w}, b)$  (or a quantum state  $|\mathbf{w}, b\rangle \sim (\mathbf{w}, b)^T$ ) containing weights and bias terms, which capture the hyperplane that separates between two classes. The application afterward is to test the support vector machine, by classifying some unseen data  $\mathbf{x}$  (we abuse the notation, for simplicity), i.e., determining which class it belongs to. In principle, the classification can be done by computing  $\text{sign}(\mathbf{w}^T \mathbf{x} + b)$ . We discuss three approaches for this problem.

- Assume that we have a unitary  $U_x$  that generates a state  $\mathbf{x} = C(x_1, x_2, \dots, x_n)$  where  $C$  is some constant (possibly a normalization factor). Then it is simple to generate a state  $\frac{1}{\sqrt{2}}(|0\rangle \mathbf{x} + |1\rangle |0\rangle_n)$  which contains  $\frac{1}{\sqrt{2}}(\mathbf{x}, 1)$  as its first  $n+1$  entries. Then Lemma 2 can be used to construct the block encoding of  $\frac{1}{\sqrt{2(n+1)}}(\mathbf{w}^T \mathbf{x} + b) \otimes \mathbb{I}$ , denoted as  $U_w$ . From Definition 1 and Eqn. A1, we have that  $U_w |0\rangle |0\rangle = |0\rangle \frac{1}{\sqrt{2(n+1)}}(\mathbf{w}^T \mathbf{x} + b) |0\rangle + |\text{Garbage}\rangle$ . Using amplitude estimation method [35, 89, 90], one can estimate  $\frac{1}{\sqrt{2(n+1)}}(\mathbf{w}^T \mathbf{x} + b)$  and thus infer the sign.
- If instead, we have another unitary that generates  $C(\sqrt{x_1}, \sqrt{x_2}, \dots, \sqrt{x_n})$ , then the second version of Lemma 2 can be used. The same procedure as above can be carried out to estimate  $(\mathbf{w}^T \mathbf{x} + b)$  and inferring the sign.
- Use the quantum state  $|\mathbf{w}, b\rangle$  to estimate the inner product  $(\mathbf{x}, 1) |\mathbf{w}, b\rangle$  by Hadamard or SWAP test, and infer the sign. As  $|\mathbf{w}, b\rangle$  only differs from  $(\mathbf{w}, b)^T$  by a normalization factor, the sign of  $(\mathbf{x}, 1) |\mathbf{w}, b\rangle$  is the same as  $(\mathbf{x}, 1)(\mathbf{w}, b)^T = \mathbf{w}^T \mathbf{x} + b$ .

## H. Supervised Cluster Assignment

Another popular approach for supervised learning is supervised cluster assignment (SCA). See the figure 4 for an illustration.

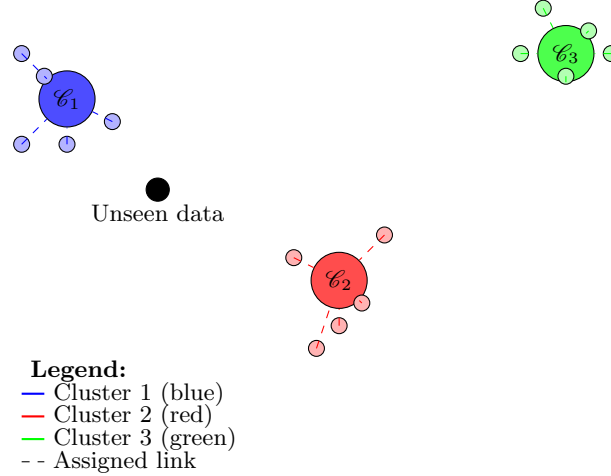


FIG. 4: Illustration of supervised cluster assignment, which is a typical supervised learning method. Data from different classes are colored red (R), blue (B) and green (G).  $M$  representative samples  $\vec{r}_i \in R, \vec{b}_i \in B, \vec{g}_i \in G$  (for  $i = 1, 2, \dots, M$ ) from each class are provided. The centroid of each class is defined as  $\mathcal{C}_1 = \frac{1}{|R|} \sum_i \vec{r}_i$ ,  $\mathcal{C}_2 = \frac{1}{|B|} \sum_i \vec{b}_i$ , and  $\mathcal{C}_3 = \frac{1}{|G|} \sum_k \vec{g}_k$ .

Instead of learning the decision boundary like SVM, SCA based on a concept called centroid. An unseen data  $\mathbf{x}$  can be classified on the distance from  $\mathbf{x}$  to  $\mathcal{C}_1, \mathcal{C}_2, \mathcal{C}_3$ , respectively. Without loss of generalization, assume our feature space is  $n$ -dimensional, i.e.,  $\vec{r}_i, \vec{b}_i, \vec{g}_i \in \mathbb{R}^n$  for  $i = 1, 2, \dots, M$ . A quantum algorithm for this task was introduced

in [24]. Despite achieving logarithmical running time in both  $n$  and  $M$ , their method requires oracle access to entries and norms of all  $\vec{r}_i, \vec{b}_i, \vec{g}_i$ . It turns out that the problem can be alternatively solved with gradient descent, and hence our method is applicable.

First, we need to find the centroid  $\mathcal{C}_1$  ( $\mathcal{C}_2, \mathcal{C}_3$  respectively) of dataset  $B$  (R,G respectively), and it turns out that the solution to  $\min_{\vec{c}} \frac{1}{M} \sum_{i=1}^M |\vec{c} - \vec{r}_i|^2$ ,  $\min_{\vec{c}} \frac{1}{M} \sum_{i=1}^M |\vec{c} - \vec{b}_i|^2$ ,  $\min_{\vec{c}} \frac{1}{M} \sum_{i=1}^M |\vec{c} - \vec{g}_i|^2$ , respectively, is indeed the centroid  $\mathcal{C}_1, \mathcal{C}_2$ , and  $\mathcal{C}_3$ . The proof is provided in Appendix G. In the same appendix, we also show that the above cost functions admit the first type 1, hence being solvable by our quantum gradient descent method.

Recall that the output of our algorithm (Thm. 1) is a block encoding of operator  $\text{diag}(\mathcal{C}_1), \text{diag}(\mathcal{C}_2), \text{diag}(\mathcal{C}_3)$  (or quantum state  $|\mathcal{C}_1\rangle \sim \mathcal{C}_1^T, |\mathcal{C}_2\rangle \sim \mathcal{C}_2, |\mathcal{C}_3\rangle \sim \mathcal{C}_3$ ). In order to classify an unseen data  $\mathbf{x}$ , an intuitive way is to estimate how far it is from data clusters B,R and G. A simple way is to estimate the overlaps  $\mathcal{C}_1^T \mathbf{x}, \mathcal{C}_2^T \mathbf{x}, \mathcal{C}_3^T \mathbf{x}$ , which can be done using the same method outlined in **Classifying Unseen Data** of previous section.

### I. Neural Network

Neural network [91] has become an indispensable tool due to its enormous power in capturing a deep structure within a large amount of data and therefore being capable of performing pattern recognition on a complex dataset. The application of neural networks can be seen in almost every context, across various domains, such as self-driving vehicles, image classification, machine translation, fraud detection, analyzing experimental data from high-energy physics, detecting the quantum phase, and so on. More recently, inspired by the development of quantum computer, a model so-called quantum neural network has been proposed and applied widely [55, 92–97]. As neural network is already extremely popular, introduction and related tutorial for neural network can be found in many contexts, for example, [91]. We briefly review some key concepts in the Figure 5, and most importantly, we elaborate how it is related to the gradient descent algorithm in Algorithm 1.

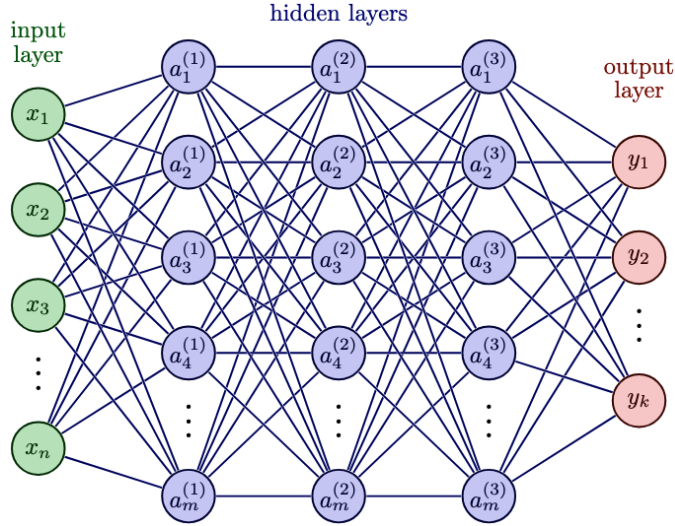


FIG. 5: Description of a specific neural network. A layer consists of nodes (colored circles in the above figure). Input layer has  $n$  nodes, hidden layer has  $3m$  nodes and output layer has  $k$  nodes. The input layer contains our dataset vectors, where each  $x_i$  in the above figure is the corresponding coordinate of some feature vector  $\mathbf{x}$ . In the context of Algorithm 1, each  $\mathbf{x}^i$  would be input layer. The output layer holds the output of such a neural network, which is the result to our problem of interest. Generally, the number of hidden layers and the value of  $m$  are user-dependent. The figure above has 3 hidden layers. The number of nodes in output layer depends on purpose, for example, in binary classification problem, 1 node is sufficient to hold the label  $\{0, 1\}$ . All nodes between different layers are connected (as indicated by the line), and there is associated weight between two connected nodes. The goal of training neural network is to obtain those weights that minimizes the loss function, via the backpropagation algorithm, for which we will describe in Algorithm 1.

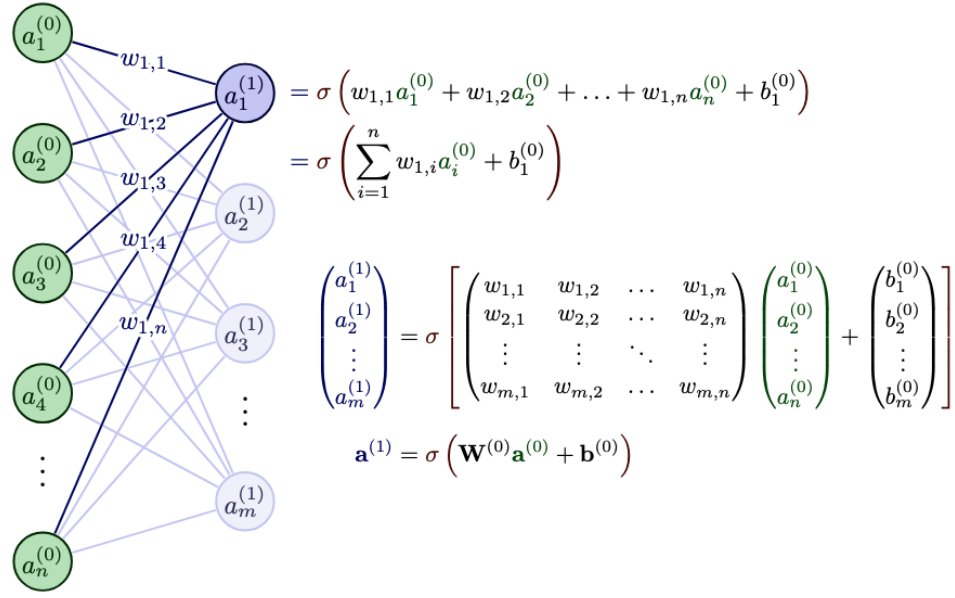


FIG. 6: Illustration of feedforward step at each layer. As all the green nodes on the first layer are connected to the first node in the next layer, all information stored within these nodes are undergone a linear transformation, followed by an activation function  $\sigma$  at the node  $a_1^{(1)}$ . The weights  $w_{1,1}, w_{1,2}, \dots, w_{1,n}$  associated with connection between all green nodes and node  $a_1^{(1)}$  are scalars. Thus all weights between two layers form a matrix, denoted as  $\mathbf{W}^{(0)}$ . Essentially, the vector  $\mathbf{a}^{(0)}$  undergoes a linear transformation  $\mathbf{W}^{(0)}\mathbf{a}^{(0)} + \mathbf{b}^{(0)}$ , and then an activation  $\sigma$  is applied to all entries, resulting in the vector  $\mathbf{a}^{(1)} \equiv (a_1^{(1)}, a_2^{(1)})^T$ . Then this vector will play the same role as  $\mathbf{a}^{(0)}$ , undergoing a linear transformation and an activation function to subsequent layers, i.e.,  $\mathbf{a}^{(1)} \rightarrow \sigma(\mathbf{W}^{(1)}\mathbf{a}^{(1)} + \mathbf{b}^{(1)})$ . The feedforward processes until the final layer is reached. We remark that for the activation function, some common choices are Relu, Sigmoid, etc.

As described in Figure 6, weights between layers form a matrix. Generally speaking, for a neural network having  $p$  hidden layers, there should be  $p + 1$  such matrices between layers. Without loss of generalization, denote them as  $\mathbf{W}^{(0)}, \mathbf{W}^{(1)}, \mathbf{W}^{(2)}, \dots, \mathbf{W}^{(p)}$ . At this point, we have enough understanding of neural network and essential recipes. The standard training procedure of a neural network can be summarized as follows.

**Algorithm 1 (Training Neural Network)** Suppose that the set of data is given as  $\{\mathbf{x}(s), y(s)\}_{s=1}^M$  where  $\mathbf{x}(s) \equiv (x_1(s), x_2(s), \dots, x_n(s)) \in \mathbb{R}^n$  is the input feature vectors of the data in dimensions  $n$ , and  $y(s)$  is the corresponding label (could be scalar or vector depending on the problem). Let the neural network having one input layer,  $p$  hidden layers, each hidden layer having  $m$  nodes and 1 output layer. Let  $\mathbf{W} \equiv \{\mathbf{W}^{(j)}\}_{j=0}^p$  denote the weights between layers, and let  $\mathbf{b} \equiv \{\mathbf{b}^{(j)}\}_{j=0}^p$  be the bias terms. The training algorithm proceeds as follows.

- (Feedforward) Calculate the model's output  $\tilde{y}(s)$  for an input  $\mathbf{x}(s)$  for all  $s = 1, 2, \dots, M$ :  $\tilde{y}(s) = f(\mathbf{x}(s), \mathbf{W}, \mathbf{b})$ , where  $f$  is a series of transformation from layer to layer (as described in Figure 6):

$$\sigma(\mathbf{W}^{(0)}\mathbf{x}(s) + \mathbf{b}^{(0)}) \rightarrow \sigma(\mathbf{W}^{(1)}(\sigma(\mathbf{W}^{(0)}\mathbf{x} + \mathbf{b}^{(0)})) + \mathbf{b}^{(1)}) \rightarrow \dots \rightarrow \sigma(\mathbf{W}^{(p)}(\dots) + \mathbf{b}^{(p)}) = \tilde{y}(s)$$

- (Loss Computation) Compute the loss function  $L$ . Some common choices for loss function are: Mean Squared Error (MSE):  $L = \frac{1}{M} \sum_{i=1}^M (\tilde{y}(i) - y(i))^2$ , Cross-Entropy (for binary classification)  $L = -\frac{1}{M} \sum_{i=1}^M y(i) \log(\tilde{y}(i))$
- (Backpropagation) Compute the gradient of  $L$  with respect to entries of weight  $\mathbf{W}$  and bias  $\mathbf{b}$ , followed up by an update  $\mathbf{W} \rightarrow \mathbf{W} - \eta \frac{\partial L}{\partial \mathbf{W}}$ ,  $\mathbf{b} \rightarrow \mathbf{b} - \eta \frac{\partial L}{\partial \mathbf{b}}$  where in the above, we make an abuse of notation:  $\frac{\partial L}{\partial \mathbf{W}}$  actually refers to the partial derivative of loss function with respect to all entries of weight matrices  $\{\mathbf{W}^{(j)}\}_{j=0}^p$ . Same notation abuse holds for  $\frac{\partial L}{\partial \mathbf{b}}$ .

In order to apply our framework, we need the loss function to have a form similar to that mentioned in Theorem 1, Theorem 2 or Theorem 3. From the above description, it appears to be difficult to obtain an exact form of the loss function for a general neural network. To gain some intuition, we begin by considering two particular types of neural

network that are widely used: the one with many hidden layers, each layer having few nodes (deep and narrow) and the one with few hidden layers, each layer having many nodes (wide and shallow). The complete calculation can be found in the Appendix H. In short, we have the following:

**Lemma 3** *In the context of Algorithm 1, the MSE loss function with activation  $\sigma(x) = \text{ReLu}(x) = \max(0, x)$  is a combination of the second and third types of function described in Theorem 2 and 3. The total number of terms is  $K = \mathcal{O}(Mm^{2^p})$ .*

From the above result, the application of quantum gradient descent algorithm is straightforward. We deduce the following.

**Theorem 7 (Quantum Algorithm for Training Neural Network)** *In the context of Algorithm 1, choose the activation function  $\sigma = \text{ReLu}$ . Let  $T$  be the total of iteration steps. Suppose that there exists an efficient quantum circuit that generates  $(\sqrt{x_1(s)}, \sqrt{x_2(s)}, \dots, \sqrt{x_n(s)})$  for all data point  $s = 1, 2, \dots, M$ . There is a quantum procedure, using  $\mathcal{O}(T \log nm^{2^p})$  qubits, and a quantum circuit of depth*

$$\mathcal{O}\left(M^T m^{2^p T} \left(\log n + \log(mn + m^{2^p})\right)\right)$$

*that returns a block encoding of a diagonal operator  $(W, b)$  that contains  $(W_i^{(j)})$*

Once we finish the Algorithm 7, the output is a unitary block encoding of a diagonal operator that stores the weights  $(W^{(0)}, W^{(1)}, \dots, W^{(p)})$  and bias  $(b^0, b^1, \dots, b^p)$ . Given an unknown input  $\mathbf{x} \equiv (x_1, x_2, \dots, x_n)$  (we abuse the notation), we are interested in the output  $\tilde{y} = f(\mathbf{x}, W, b)$  where  $W, b$  are the parameters of neural network after training. The whole procedure is rather lengthy and technical, thus we refer to Appendix. H. Here we recapitulate the result as follows.

**Theorem 8 (Quantum Algorithm for Executing Neural Network)** *Given the output of quantum algorithm 7, and another unknown input  $\mathbf{x} \equiv (x_1, x_2, \dots, x_n)$ , there exists a quantum circuit with complexity  $\mathcal{O}(m^p)$  that output an estimation  $\tilde{y} = f(\mathbf{x}, W, b)$ .*

The above result completes an end-to-end application of the quantum gradient descent algorithm. As neural network has an extremely wide range of applications, for example, classifying data from two categories, such as dog and cat, it is apparent that a quantum computer is useful for these purposes.

## J. Finding Ground Energy and Excited State Energy

Extracting properties of quantum system, such as ground state or excited state's energy, is one of central applications of quantum computer. Typically, a quantum system has dimension scaling exponentially in the number of its constituents, which imposes an inherent difficulty for classical devices, as storing the necessary information alone is already consuming considerable resources. There have been many proposals in this direction [98–105], leveraging various strategies, such as the variational method, the Krylov subspace method, etc, to find the targeted quantities in both the near-term and fault-tolerance regime. The essence of finding the eigenstate/eigenvalue of a quantum system described by some Hamiltonian is an optimization problem; thus, gradient descent is a natural route to the solution. In fact, the principle of variational quantum algorithms, for example [106], also relies on the gradient descent method, where the gradient of the target quantity is evaluated on quantum devices and the parameters are updated by adjusting the angles of variational quantum circuit. The difference in our framework is that we do not use a variational circuit, composed of tunable gates, as a means to evaluate the gradient and update the parameters. Rather, as we have seen throughout the work, we directly quantize the gradient descent algorithm, and encode the variables of interest as a block-encoded operator.

**Ground State Energy.** More formally, let  $H$  be the  $n \times n$  Hamiltonian of interest, and we want to find  $\mathbf{x} \equiv (x_1, x_2, \dots, x_n)$  such that the following quantity is minimized  $E = \mathbf{x}^T H \mathbf{x}$ . In general, it might not be possible to reduce the above quantity to any of the function types that we discussed in Thm. 1, 2 and 3. However, in reality,  $H$  typically admit a certain structure, and simpler decomposition can exist. For example, if  $H = \sum_{i=1}^K a_i a_i^T$  where  $a_i$  is some  $n$ -dimensional vector. Given such decomposition of  $H$ , we have  $E = \sum_{i=1}^K \mathbf{x}^T a_i a_i^T \mathbf{x} = \sum_{i=1}^K (a_i^T \mathbf{x})^2$ . Apparently it shares similarity to the function considered in Theorem 2. Now we take a closer look at the aforementioned form  $H = \sum_{i=1}^K a_i a_i^T$ . In what context does this particular Hamiltonian arise? The answer is many. For example, quantum state projection Hamiltonian, such as AKLT model, the Hamiltonian is of the form  $H = \sum_{\langle i,j \rangle} P_{ij}^{S=2} = \sum_{m=1}^K a_m a_m^T$



where  $P_{ij}^S$  is the projector onto the spin-2 subspace of two neighboring spin-1 particles, and  $a_m$  is the basis vector for the spin-2 subspace. As another example, in tensor network representation (e.g., matrix product states or projected entangled pair states, the Hamiltonian is built from bond vectors  $a_i$  that encode local degrees of freedom  $H = \sum_{i=1}^K a_i a_i^T$ . In quantum optics, the interaction Hamiltonian between modes in a multi-mode cavity can be expressed similarly, but  $a_i$  then is a vector representing the amplitude and phase of the modes. In spin chains, a Hamiltonian projecting onto a specific spin configuration can take the form as above.

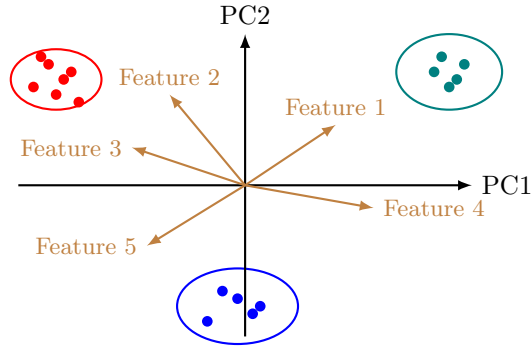
Another particular instance where the quantity  $E$  can be simplified further is a simple 1-d lattice system with nearest-neighbor interaction, such as Heisenberg model or transverse field Ising model, where the Hamiltonian is  $H = \sum_{i=1}^{N-1} H_{i,i+1}$  where  $N$  is the number of sites. Each  $H_{i,i+1}$  features the interacting components, and it can be  $H_{i,i+1} = J_i \mathbb{I}_{1,2,\dots,i-1} \otimes \sigma_i^z \otimes \sigma_{i+1}^z \otimes \mathbb{I}_{i+2,\dots,N}$  where  $\sigma^z$  is the Pauli-z matrix,  $J_i$  is some coupling constants and  $\mathbb{I}_{1,2,\dots,i-2}$  denotes the identity matrix acting on the first  $i-2$  sites. In Appendix I, we show that given the aforementioned form, the energy  $E = \mathbf{x}^T H \mathbf{x}$  is of the first type, provided in Thm 1, with  $\{x_{s_1 s_2 \dots s_N}\}_{s_1, s_2, \dots, s_N=0,1}$  being main variables. Thus, the quantum gradient descent algorithm can be applied in a straightforward manner. The output of Algorithm 1 is a block-encoded diagonal operator  $\text{diag}(\Phi_{\text{ground}})$  that encodes the (approximated) ground state, where  $\Phi_{\text{ground}}$  denotes the vectorized ground state. The quantum state  $|\Phi_{\text{ground}}\rangle$  can be obtained with another step, as mentioned in Theorem 1. The value of ground state energy  $E^0$  can be evaluated by measuring observables  $H$  on  $|\Phi\rangle_{\text{ground}}$ .

**Excited State Energy.** The information  $(E_0, \Phi_{\text{ground}})$  obtained from previous discussions on the ground state can be useful to find the excited state energy. Instead of finding  $\mathbf{x}$  that minimizes  $E = \mathbf{x}^T H \mathbf{x}$ , we find  $\mathbf{x}'$  that minimizes the following quantity  $E_1 = \mathbf{x}'^T (H - E_0 \Phi_{\text{ground}} \Phi_{\text{ground}}^T) \mathbf{x}'$

It is straightforward to expand  $E_1 = \mathbf{x}'^T H \mathbf{x}' - E_0 (\Phi_{\text{ground}}^T \mathbf{x}')^2$ . The first term  $\mathbf{x}'^T H \mathbf{x}'$  has a form similar to Eqn. I14, which means that it fits into Theorem 1. The second term,  $(\langle \Phi_0 | \mathbf{x}' \rangle)^2$  is apparently fitting with the second type, Thm. 2. Thus, the function  $E_1 = \mathbf{x}'^T (H - E_0 \Phi_{\text{ground}} \Phi_{\text{ground}}^T) \mathbf{x}'$  is a combination of first and second type, so we can combine the algorithm of Theorem 1 and Theorem 2 to construct the gradient and then execute the gradient descent algorithm. The output is a block encoding of diagonalized excited state  $(\Phi_{\text{excited}})$ , which can be used to produce the quantum state  $|\Phi_{\text{excited}}\rangle$ , then the energy  $E_1$  of such excited state can be found by measurement. The procedure for finding the next excited state can be proceeded similarly. We need to find  $\mathbf{x}''$  such that:  $E_2 = \mathbf{x}''^T (H - E_0 \Phi_{\text{ground}} \Phi_{\text{ground}}^T - E_1 \Phi_{\text{excited}} \Phi_{\text{excited}}^T) \mathbf{x}''$  is minimized. The above quantity is again a combination of first and second type, so it can be solved using our proposed framework.

## K. Principal Component Analysis

Principal component analysis (PCA) is one of the most well-known techniques to analyze large-scale data, the essential idea being to reduce dimensionality while minimizing information loss from a potential high-dimensional data set (see figure below). Quantum principal component analysis algorithm was first introduced in [24] and immediately stood out as one of the most influential quantum algorithms for big data analysis. Subsequent developments include [107–110]. We remark that the original QPCA [24] assumes oracle/black-box access to classical data, thus it suffers from dequantization [63]. In the following we point out that QPCA can be executed without oracle access to classical data by reformulating the PCA problem as an optimization problem, which can be solved by our quantum gradient descent algorithm. We note that the Ref. [107] and [108] also provided alternative routes to perform PCA on quantum computer without the need of coherent access.



Let the data points be  $\mathcal{X}_1, \mathcal{X}_2, \dots, \mathcal{X}_M$  where each  $\mathcal{X}_i \in \mathbb{R}^n$  is a feature vector – thereby the entries of  $\mathbf{x}_i$  contain  $n$  features of  $i$ -th data point. Define the mean of the dataset to be  $\mu = \frac{1}{M} \sum_{i=1}^M \mathcal{X}_i$ . A centered dataset is formed by

shifting  $\mathcal{X}_i \rightarrow \mathcal{X}_i - \mu$  for all  $i$ . The covariance between  $j$ -th feature and  $k$ -th feature is defined as  $Q_{jk} = \frac{1}{M} \sum_{i=1}^M (\mathcal{X}_i - \mu)_j (\mathcal{X}_i - \mu)_k$ . According to the Ref. [107] (Section II.B),  $Q_{jk}$  can be simplified as  $Q_{jk} = \frac{1}{M} \sum_{i=1}^M (\mathcal{X}_i)_j (\mathcal{X}_i)_k - \mu_j \mu_k$ . If we define a matrix of size  $M \times n$   $\Sigma$  that contains  $\mathcal{X}_i$  as  $i$ -th row. Then the so-called covariance matrix  $Q = \frac{1}{M} \Sigma^T \Sigma - \mu \mu^T$  – and this matrix is always positive semidefinite. The purpose of PCA is to find the largest eigenvalues and corresponding eigenvectors of  $Q$  – which are called *principal components*. Inspired by the previous section, we aim to find a vector  $\mathbf{x}$  such that the following quantity  $f(\mathbf{x}) = \frac{1}{2M} \mathbf{x}^T (\mathbb{I}_n - Q) \mathbf{x}$  is minimized. The reason why we add the terms  $\frac{1}{2M} \mathbf{x}^T \mathbb{I}_n \mathbf{x} = \frac{1}{2M} \|\mathbf{x}\|^2$  is to guarantee that the function  $f(\mathbf{x})$  is strongly convex. Direct expansion yields  $f(\mathbf{x}) = \frac{1}{2M} \|\mathbf{x}\|^2 - \frac{1}{2M} \mathbf{x}^T \Sigma^T \Sigma \mathbf{x} + \frac{1}{2M} \mathbf{x}^T \mu \mu^T \mathbf{x}$ . Given that  $\Sigma$  is a matrix containing  $\mathcal{X}_i$  as the  $i$ -th row, we have that  $\frac{1}{2M} \mathbf{x}^T \Sigma^T \Sigma \mathbf{x} = \frac{1}{2M} \sum_{i=1}^M (\mathcal{X}_i^T \mathbf{x})^2$  and  $\frac{1}{2M} \mathbf{x}^T \mu \mu^T \mathbf{x} = \frac{1}{2M} \left( \sum_{i=1}^M \frac{1}{M} \mathcal{X}_i^T \mathbf{x} \right)^2$ . So we have:

$$f(\mathbf{x}) = \frac{1}{2M} \|\mathbf{x}\|^2 - \frac{1}{2M} \sum_{i=1}^M (\mathcal{X}_i^T \mathbf{x})^2 + \frac{1}{2M} \left( \sum_{i=1}^M \frac{1}{M} \mathcal{X}_i^T \mathbf{x} \right)^2 \quad (9)$$

which is the combination of type 1 (Theorem 1) and type 2 (Theorem 2). Thus, provided with a procedure that can efficiently generate  $\{\mathcal{X}_i\}_{i=1}^M$ , e.g., [83], our quantum algorithm can be directly applied. In this case, the total number of terms in  $f(\mathbf{x})$  is  $M$ , the value of  $K$  in Thm 1 and Thm 2 is  $M$ . Additionally,  $f(\mathbf{x})$  is strongly convex, so the value of  $T$  only needs to be  $\mathcal{O}\left(\log \frac{1}{\epsilon}\right)$ . Hence, there is an exponential speedup in dimension  $n$  of data for finding the eigenvector corresponding to the largest eigenvalue of  $Q$ , namely, the first principal component (PC1). To find the coordinate, say, of data  $\mathcal{X}_1$  projected along the PC1, we need to evaluate  $\mathcal{X}_1^T \mathbf{x}$  where we abuse the use of  $\mathbf{x}$  to denote the solution to the above optimization problem. Recall that the outcome of quantum gradient descent algorithm in Thm 1, Thm 2 is a block encoding of  $\text{diag}(\mathbf{x})$ . Then we can use Lemma 2 to construct the unitary block encoding of  $\mathcal{X}_1^T \mathbf{x} \otimes \mathbb{I}_n$ , denoted as  $U$  for simplicity. Then we apply  $U |0\rangle |0\rangle_n = |0\rangle (\mathcal{X}_1^T \mathbf{x}) |0\rangle_n + |\text{Garbage}\rangle$  (according to Definition 1). By using amplitude estimation, we can estimate the value of  $\mathcal{X}_1^T \mathbf{x}$  – which is our projected coordinate. By repeating the same procedure, we can estimate all values  $\{\mathcal{X}_i^T \mathbf{x}\}_{i=1}^M$ . Hence, we can estimate  $\sum_{i=1}^M (\mathcal{X}_i^T \mathbf{x})^2 - \left( \sum_{i=1}^M \frac{1}{M} \mathcal{X}_i^T \mathbf{x} \right)^2$ , which is also  $\mathbf{x}^T Q \mathbf{x}$  – the largest eigenvalue. The knowledge of such eigenvalue plus  $\mathbf{x}$  – the first principle component, allows us to find the second principal component by proceeding similarly to the strategy provided in the discussion on **Excited State Energy** from last section.

## OUTLOOK AND CONCLUSION

We have successfully constructed a new quantum gradient descent algorithm with end-to-end applications. Whereas most state-of-the-art quantum algorithms leverage the quantum state to represent classical data, our proposal takes an alternative route. Instead, we embed the classical information into a diagonal operator. By doing so, we can leverage many recent advancements in quantum algorithms, notably the quantum singular value transformation framework. Even though in this convention, the output of our framework is a diagonal operator that contains the solution to gradient descent, we have shown that we can recover the quantum state corresponding to solution in a simple manner from the diagonal operator representation. Aside from providing a new quantum optimization algorithm, we have affirmatively answered a highly critical question, that is, whether or not a quantum computer can be useful for practical purposes. As we have shown, many practical problems can be redefined as an optimization problem, whereby it can be solved with the gradient descent method. The ability to execute gradient descent algorithm of our proposal thus directly translates into the capability of solving linear system, performing least-square data fitting, building support vector machine, performing supervised cluster assignment, training neural network, solving ground/excited state energies. Not only yielding a quantum state corresponding to solution in these respective problems, we have shown how to leverage such a quantum output to handle extra tasks, such as predicting unseen input (in least-square fitting), classifying unseen data (in support vector machine, cluster assignment, and neural network). The probably most important advancement of our method is the elimination of coherent access to classical data, which was part of many prior quantum algorithms. Oracle, or black-box access turns out to be a big factor that, up to our belief, severely limits the reach of quantum algorithm, as the development of such operation, e.g., quantum random access memory, turns out to be quite early and thus still being incapable for large-scale application. More critically, as we mentioned earlier in the introduction, a series of work [62, 63, 65, 69] revealed the weakness of quantum computer – it turns out that without strong input assumption, the quantum computer cannot achieve a major speed-up in many problems.

Although the problem of gradient descent is not totally new, neither is solving a linear equation [58], data fitting [52], training neural network [72], support vector machine [59], supervised learning [24], principal component analysis



[24, 63, 107], our work has indeed provided a new perspective towards all of them, bringing them closer to realistic realization and, in turn, also bringing quantum advantage closer to reality. As we indicated in the introduction, due to the so-called input and output issue, it has been suspected whether or not a quantum computer can be useful for practical purposes [69]. The quantum gradient descent algorithm provided in this work with an end-to-end application of our quantum algorithm to concrete practical problems have affirmatively answered such an important question. In particular, as our method does not require any sort of superficial access to classical data, we believe it is not difficult to realize in the near future. Thus, it provides a great motivation for the experimental development of quantum computers. We strongly believe that many computational problems exhibit certain structures that could be translated, either directly or indirectly, into polynomial language, and that it could be handled by using our framework. What other applications could be extended from here is a great source for further exploration of quantum advantages. We conclude our discussion here and leave this open revenue for future investigation.

## ACKNOWLEDGEMENT

The author thanks Trung V. Phan for useful feedback. The author acknowledges support from the Center for Distributed Quantum Processing, Stony Brook University.

- 
- [1] Lov K Grover. A fast quantum mechanical algorithm for database search. In *Proceedings of the twenty-eighth annual ACM symposium on Theory of computing*, pages 212–219, 1996.
  - [2] Peter W Shor. Polynomial-time algorithms for prime factorization and discrete logarithms on a quantum computer. *SIAM review*, 41(2):303–332, 1999.
  - [3] Richard P Feynman. Simulating physics with computers. In *Feynman and computation*, pages 133–153. CRC Press, 2018.
  - [4] Seth Lloyd. Universal quantum simulators. *Science*, 273(5278):1073–1078, 1996.
  - [5] Dominic W Berry, Graeme Ahokas, Richard Cleve, and Barry C Sanders. Efficient quantum algorithms for simulating sparse hamiltonians. *Communications in Mathematical Physics*, 270(2):359–371, 2007.
  - [6] Dominic W Berry and Andrew M Childs. Black-box hamiltonian simulation and unitary implementation. *Quantum Information and Computation*, 12:29–62, 2009.
  - [7] Dominic W Berry. High-order quantum algorithm for solving linear differential equations. *Journal of Physics A: Mathematical and Theoretical*, 47(10):105301, 2014.
  - [8] Dominic W Berry, Andrew M Childs, and Robin Kothari. Hamiltonian simulation with nearly optimal dependence on all parameters. In *2015 IEEE 56th annual symposium on foundations of computer science*, pages 792–809. IEEE, 2015.
  - [9] Guang Hao Low and Isaac L Chuang. Optimal hamiltonian simulation by quantum signal processing. *Physical review letters*, 118(1):010501, 2017.
  - [10] Guang Hao Low and Isaac L Chuang. Hamiltonian simulation by qubitization. *Quantum*, 3:163, 2019.
  - [11] Andrew M Childs, Jiaqi Leng, Tongyang Li, Jin-Peng Liu, and Chenyi Zhang. Quantum simulation of real-space dynamics. *Quantum*, 6:860, 2022.
  - [12] Peter JJ O’Malley, Ryan Babbush, Ian D Kivlichan, Jonathan Romero, Jarrod R McClean, Rami Barends, Julian Kelly, Pedram Roushan, Andrew Tranter, Nan Ding, et al. Scalable quantum simulation of molecular energies. *Physical Review X*, 6(3):031007, 2016.
  - [13] Marco Cerezo, Andrew Arrasmith, Ryan Babbush, Simon C Benjamin, Suguru Endo, Keisuke Fujii, Jarrod R McClean, Kosuke Mitarai, Xiao Yuan, Lukasz Cincio, et al. Variational quantum algorithms. *Nature Reviews Physics*, 3(9):625–644, 2021.
  - [14] Ryan Babbush, Dominic W Berry, Robin Kothari, Rolando D Somma, and Nathan Wiebe. Exponential quantum speedup in simulating coupled classical oscillators. *Physical Review X*, 13(4):041041, 2023.
  - [15] Ryan Babbush, Nathan Wiebe, Jarrod McClean, James McClain, Hartmut Neven, and Garnet Kin-Lic Chan. Low-depth quantum simulation of materials. *Physical Review X*, 8(1):011044, 2018.
  - [16] Kosuke Mitarai, Kiichiro Toyozumi, and Wataru Mizukami. Perturbation theory with quantum signal processing. *Quantum*, 7:1000, 2023.
  - [17] Anton Robert, Panagiotis Kl Barkoutsos, Stefan Woerner, and Ivano Tavernelli. Resource-efficient quantum algorithm for protein folding. *npj Quantum Information*, 7(1):38, 2021.
  - [18] A Yu Kitaev. Quantum measurements and the abelian stabilizer problem. *arXiv preprint quant-ph/9511026*, 1995.
  - [19] Dorit Aharonov, Vaughan Jones, and Zeph Landau. A polynomial quantum algorithm for approximating the jones polynomial. In *Proceedings of the thirty-eighth annual ACM symposium on Theory of computing*, pages 427–436, 2006.
  - [20] Andrew M Childs. On the relationship between continuous-and discrete-time quantum walk. *Communications in Mathematical Physics*, 294(2):581–603, 2010.
  - [21] Andrew M Childs, Jin-Peng Liu, and Aaron Ostrander. High-precision quantum algorithms for partial differential equations. *Quantum*, 5:574, 2021.

- [22] Andrew M Childs, Robin Kothari, and Rolando D Somma. Quantum algorithm for systems of linear equations with exponentially improved dependence on precision. *SIAM Journal on Computing*, 46(6):1920–1950, 2017.
- [23] Andrew M Childs, Shih-Han Hung, and Tongyang Li. Quantum query complexity with matrix-vector products. *arXiv preprint arXiv:2102.11349*, 2021.
- [24] Seth Lloyd, Masoud Mohseni, and Patrick Rebentrost. Quantum algorithms for supervised and unsupervised machine learning. *arXiv preprint arXiv:1307.0411*, 2013.
- [25] Seth Lloyd, Masoud Mohseni, and Patrick Rebentrost. Quantum principal component analysis. *Nature Physics*, 10(9):631–633, 2014.
- [26] Seth Lloyd, Silvano Garnerone, and Paolo Zanardi. Quantum algorithms for topological and geometric analysis of data. *Nature communications*, 7(1):1–7, 2016.
- [27] Seth Lloyd, Maria Schuld, Aroosa Ijaz, Josh Izaac, and Nathan Killoran. Quantum embeddings for machine learning. *arXiv preprint arXiv:2001.03622*, 2020.
- [28] Philipp Hauke, Helmut G Katzgraber, Wolfgang Lechner, Hidetoshi Nishimori, and William D Oliver. Perspectives of quantum annealing: Methods and implementations. *Reports on Progress in Physics*, 83(5):054401, 2020.
- [29] Jin-Peng Liu, Herman Oie Kolden, Hari K Krovi, Nuno F Loureiro, Konstantina Trivisa, and Andrew M Childs. Efficient quantum algorithm for dissipative nonlinear differential equations. *Proceedings of the National Academy of Sciences*, 118(35):e2026805118, 2021.
- [30] Nana Liu and Patrick Rebentrost. Quantum machine learning for quantum anomaly detection. *Physical Review A*, 97(4):042315, 2018.
- [31] Junyu Liu, Minzhao Liu, Jin-Peng Liu, Ziyu Ye, Yunfei Wang, Yuri Alexeev, Jens Eisert, and Liang Jiang. Towards provably efficient quantum algorithms for large-scale machine-learning models. *Nature Communications*, 15(1):434, 2024.
- [32] Christoph Durr and Peter Hoyer. A quantum algorithm for finding the minimum. *arXiv preprint quant-ph/9607014*, 1996.
- [33] David Deutsch and Richard Jozsa. Rapid solution of problems by quantum computation. *Proceedings of the Royal Society of London. Series A: Mathematical and Physical Sciences*, 439(1907):553–558, 1992.
- [34] Bela Bauer, Sergey Bravyi, Mario Motta, and Garnet Kin-Lic Chan. Quantum algorithms for quantum chemistry and quantum materials science. *Chemical Reviews*, 120(22):12685–12717, 2020.
- [35] Gilles Brassard, Peter Hoyer, and Alain Tapp. Quantum algorithm for the collision problem. *arXiv preprint quant-ph/9705002*, 1997.
- [36] Gilles Brassard, Peter Hoyer, Michele Mosca, and Alain Tapp. Quantum amplitude amplification and estimation. *Contemporary Mathematics*, 305:53–74, 2002.
- [37] Stephen P Jordan, Keith SM Lee, and John Preskill. Quantum algorithms for quantum field theories. *Science*, 336(6085):1130–1133, 2012.
- [38] Sarah K Leyton and Tobias J Osborne. A quantum algorithm to solve nonlinear differential equations. *arXiv preprint arXiv:0812.4423*, 2008.
- [39] Benjamin Nachman, Davide Provasoli, Wibe A De Jong, and Christian W Bauer. Quantum algorithm for high energy physics simulations. *Physical review letters*, 126(6):062001, 2021.
- [40] Stephen P Jordan. Fast quantum algorithm for numerical gradient estimation. *Physical review letters*, 95(5):050501, 2005.
- [41] Silvano Garnerone, Paolo Zanardi, and Daniel A Lidar. Adiabatic quantum algorithm for search engine ranking. *Physical review letters*, 108(23):230506, 2012.
- [42] András Gilyén, Seth Lloyd, Iman Marvian, Yihui Quek, and Mark M Wilde. Quantum algorithm for petz recovery channels and pretty good measurements. *Physical Review Letters*, 128(22):220502, 2022.
- [43] Alexander Miessen, Pauline J Ollitrault, Francesco Tacchino, and Ivano Tavernelli. Quantum algorithms for quantum dynamics. *Nature Computational Science*, 3(1):25–37, 2023.
- [44] Jeongwan Haah, Matthew B Hastings, Robin Kothari, and Guang Hao Low. Quantum algorithm for simulating real time evolution of lattice hamiltonians. *SIAM Journal on Computing*, 52(6):FOCS18–250, 2021.
- [45] Juan Miguel Arrazola, Timjan Kalajdzievski, Christian Weedbrook, and Seth Lloyd. Quantum algorithm for nonhomogeneous linear partial differential equations. *Physical Review A*, 100(3):032306, 2019.
- [46] Iordanis Kerenidis, Jonas Landman, and Anupam Prakash. Quantum algorithms for deep convolutional neural networks. *arXiv preprint arXiv:1911.01117*, 2019.
- [47] Sean Hallgren. Polynomial-time quantum algorithms for pell’s equation and the principal ideal problem. *Journal of the ACM (JACM)*, 54(1):1–19, 2007.
- [48] Sergey Bravyi, David Gosset, and Robert König. Quantum advantage with shallow circuits. *Science*, 362(6412):308–311, 2018.
- [49] Sergey Bravyi, David Gosset, Robert König, and Marco Tomamichel. Quantum advantage with noisy shallow circuits. *Nature Physics*, 16(10):1040–1045, 2020.
- [50] Dmitri Maslov, Jin-Sung Kim, Sergey Bravyi, Theodore J Yoder, and Sarah Sheldon. Quantum advantage for computations with limited space. *Nature Physics*, 17(8):894–897, 2021.
- [51] Yunchao Liu, Srinivasan Arunachalam, and Kristan Temme. A rigorous and robust quantum speed-up in supervised machine learning. *Nature Physics*, 17(9):1013–1017, 2021.
- [52] Nathan Wiebe, Daniel Braun, and Seth Lloyd. Quantum algorithm for data fitting. *Physical review letters*, 109(5):050505, 2012.
- [53] Nathan Wiebe, Ashish Kapoor, and Krysta Svore. Quantum algorithms for nearest-neighbor methods for supervised and unsupervised learning. *arXiv preprint arXiv:1401.2142*, 2014.

- [54] Kosuke Mitarai, Makoto Negoro, Masahiro Kitagawa, and Keisuke Fujii. Quantum circuit learning. *Physical Review A*, 98(3):032309, 2018.
- [55] Edward Farhi and Hartmut Neven. Classification with quantum neural networks on near term processors. *arXiv preprint arXiv:1802.06002*, 2018.
- [56] Edward Farhi, Jeffrey Goldstone, and Sam Gutmann. A quantum approximate optimization algorithm. *arXiv preprint arXiv:1411.4028*, 2014.
- [57] Leo Zhou, Sheng-Tao Wang, Soonwon Choi, Hannes Pichler, and Mikhail D Lukin. Quantum approximate optimization algorithm: Performance, mechanism, and implementation on near-term devices. *Physical Review X*, 10(2):021067, 2020.
- [58] Aram W Harrow, Avinandan Hassidim, and Seth Lloyd. Quantum algorithm for linear systems of equations. *Physical review letters*, 103(15):150502, 2009.
- [59] Patrick Rebentrost, Masoud Mohseni, and Seth Lloyd. Quantum support vector machine for big data classification. *Physical review letters*, 113(13):130503, 2014.
- [60] Vittorio Giovannetti, Seth Lloyd, and Lorenzo Maccone. Architectures for a quantum random access memory. *Physical Review A—Atomic, Molecular, and Optical Physics*, 78(5):052310, 2008.
- [61] Vittorio Giovannetti, Seth Lloyd, and Lorenzo Maccone. Quantum random access memory. *Physical review letters*, 100(16):160501, 2008.
- [62] Ewin Tang. A quantum-inspired classical algorithm for recommendation systems. In *Proceedings of the 51st annual ACM SIGACT symposium on theory of computing*, pages 217–228, 2019.
- [63] Ewin Tang. Quantum principal component analysis only achieves an exponential speedup because of its state preparation assumptions. *Physical Review Letters*, 127(6):060503, 2021.
- [64] András Gilyén, Seth Lloyd, and Ewin Tang. Quantum-inspired low-rank stochastic regression with logarithmic dependence on the dimension. *arXiv preprint arXiv:1811.04909*, 2018.
- [65] Ewin Tang. Quantum-inspired classical algorithms for principal component analysis and supervised clustering. *arXiv preprint arXiv:1811.00414*, 4, 2018.
- [66] Nai-Hui Chia, Han-Hsuan Lin, and Chunhao Wang. Quantum-inspired sublinear classical algorithms for solving low-rank linear systems. *arXiv preprint arXiv:1811.04852*, 2018.
- [67] Chen Ding, Tian-Yi Bao, and He-Liang Huang. Quantum-inspired support vector machine. *IEEE Transactions on Neural Networks and Learning Systems*, 33(12):7210–7222, 2021.
- [68] Nai-Hui Chia, András Pal Gilyén, Tongyang Li, Han-Hsuan Lin, Ewin Tang, and Chunhao Wang. Sampling-based sublinear low-rank matrix arithmetic framework for dequantizing quantum machine learning. *Journal of the ACM*, 69(5):1–72, 2022.
- [69] Scott Aaronson. Read the fine print. *Nature Physics*, 11(4):291–293, 2015.
- [70] Patrick Rebentrost, Maria Schuld, Leonard Wossnig, Francesco Petruccione, and Seth Lloyd. Quantum gradient descent and newton’s method for constrained polynomial optimization. *New Journal of Physics*, 21(7):073023, 2019.
- [71] Nhat A Nghiem. Simple quantum gradient descent without coherent oracle access. *arXiv preprint arXiv:2412.18309*, 2024.
- [72] Alexander Zlokapa, Hartmut Neven, and Seth Lloyd. A quantum algorithm for training wide and deep classical neural networks. *arXiv preprint arXiv:2107.09200*, 2021.
- [73] Arthur G Rattew and Patrick Rebentrost. Non-linear transformations of quantum amplitudes: Exponential improvement, generalization, and applications. *arXiv preprint arXiv:2309.09839*, 2023.
- [74] András Gilyén, Yuan Su, Guang Hao Low, and Nathan Wiebe. Quantum singular value transformation and beyond: exponential improvements for quantum matrix arithmetics. In *Proceedings of the 51st Annual ACM SIGACT Symposium on Theory of Computing*, pages 193–204, 2019.
- [75] Daan Camps and Roel Van Beeumen. Approximate quantum circuit synthesis using block encodings. *Physical Review A*, 102(5):052411, 2020.
- [76] Lov K Grover. Synthesis of quantum superpositions by quantum computation. *Physical review letters*, 85(6):1334, 2000.
- [77] Lov Grover and Terry Rudolph. Creating superpositions that correspond to efficiently integrable probability distributions. *arXiv preprint quant-ph/0208112*, 2002.
- [78] Martin Plesch and Časlav Brukner. Quantum-state preparation with universal gate decompositions. *Physical Review A*, 83(3):032302, 2011.
- [79] Maria Schuld and Francesco Petruccione. *Supervised learning with quantum computers*, volume 17. Springer, 2018.
- [80] Kouhei Nakaji, Shumpei Uno, Yohichi Suzuki, Rudy Raymond, Tamiya Onodera, Tomoki Tanaka, Hiroyuki Tezuka, Naoki Mitsuda, and Naoki Yamamoto. Approximate amplitude encoding in shallow parameterized quantum circuits and its application to financial market indicators. *Physical Review Research*, 4(2):023136, 2022.
- [81] Gabriel Marin-Sanchez, Javier Gonzalez-Conde, and Mikel Sanz. Quantum algorithms for approximate function loading. *Physical Review Research*, 5(3):033114, 2023.
- [82] Christa Zoufal, Aurélien Lucchi, and Stefan Woerner. Quantum generative adversarial networks for learning and loading random distributions. *npj Quantum Information*, 5(1):103, 2019.
- [83] Xiao-Ming Zhang, Tongyang Li, and Xiao Yuan. Quantum state preparation with optimal circuit depth: Implementations and applications. *Physical Review Letters*, 129(23):230504, 2022.
- [84] Yurii Nesterov. *Introductory lectures on convex optimization: A basic course*, volume 87. Springer Science & Business Media, 2013.
- [85] Yurii Nesterov. A method for solving the convex programming problem with convergence rate  $o(1/k^2)$ . In *Dokl akad nauk Sssr*, volume 269, page 543, 1983.

- [86] Stephen Boyd. Convex optimization. *Cambridge UP*, 2004.
- [87] Iordanis Kerenidis and Anupam Prakash. Quantum gradient descent for linear systems and least squares. *Physical Review A*, 101(2):022316, 2020.
- [88] Sander Gribbling, Iordanis Kerenidis, and Dániel Szilágyi. Improving quantum linear system solvers via a gradient descent perspective. *arXiv preprint arXiv:2109.04248*, 2021.
- [89] Alberto Manzano, Daniele Musso, and Álvaro Leitao. Real quantum amplitude estimation. *EPJ Quantum Technology*, 10(1):1–24, 2023.
- [90] Patrick Rall and Bryce Fuller. Amplitude estimation from quantum signal processing. *Quantum*, 7:937, 2023.
- [91] Yann LeCun, Yoshua Bengio, and Geoffrey Hinton. Deep learning. *nature*, 521(7553):436–444, 2015.
- [92] Maria Schuld, Ilya Sinayskiy, and Francesco Petruccione. The quest for a quantum neural network. *Quantum Information Processing*, 13(11):2567–2586, 2014.
- [93] Amira Abbas, David Sutter, Christa Zoufal, Aurélien Lucchi, Alessio Figalli, and Stefan Woerner. The power of quantum neural networks. *Nature Computational Science*, 1(6):403–409, 2021.
- [94] Kerstin Beer, Dmytro Bondarenko, Terry Farrelly, Tobias J Osborne, Robert Salzmann, Daniel Scheiermann, and Ramona Wolf. Training deep quantum neural networks. *Nature communications*, 11(1):1–6, 2020.
- [95] Quynh T Nguyen, Louis Schatzki, Paolo Braccia, Michael Ragone, Patrick J Coles, Frederic Sauvage, Martin Larocca, and Marco Cerezo. Theory for equivariant quantum neural networks. *PRX Quantum*, 5(2):020328, 2024.
- [96] Iris Cong, Soonwon Choi, and Mikhail D Lukin. Quantum convolutional neural networks. *Nature Physics*, 15(12):1273–1278, 2019.
- [97] MV Altaisky. Quantum neural network. *arXiv preprint quant-ph/0107012*, 2001.
- [98] Guoming Wang, Daniel Stilck França, Ruizhe Zhang, Shuchen Zhu, and Peter D Johnson. Quantum algorithm for ground state energy estimation using circuit depth with exponentially improved dependence on precision. *Quantum*, 7:1167, 2023.
- [99] Cristian L Cortes and Stephen K Gray. Quantum krylov subspace algorithms for ground-and excited-state energy estimation. *Physical Review A*, 105(2):022417, 2022.
- [100] Hefeng Wang. Quantum algorithm for obtaining the eigenstates of a physical system. *Physical Review A*, 93(5):052334, 2016.
- [101] Lin Lin and Yu Tong. Heisenberg-limited ground-state energy estimation for early fault-tolerant quantum computers. *PRX Quantum*, 3(1):010318, 2022.
- [102] Yulong Dong, Lin Lin, and Yu Tong. Ground-state preparation and energy estimation on early fault-tolerant quantum computers via quantum eigenvalue transformation of unitary matrices. *PRX Quantum*, 3(4):040305, 2022.
- [103] Tyson Jones, Suguru Endo, Sam McArdle, Xiao Yuan, and Simon C Benjamin. Variational quantum algorithms for discovering hamiltonian spectra. *Physical Review A*, 99(6):062304, 2019.
- [104] Ken M Nakanishi, Kosuke Mitarai, and Keisuke Fujii. Subspace-search variational quantum eigensolver for excited states. *Physical Review Research*, 1(3):033062, 2019.
- [105] Oscar Higgott, Daochen Wang, and Stephen Brierley. Variational quantum computation of excited states. *Quantum*, 3:156, 2019.
- [106] Jarrod R McClean, Jonathan Romero, Ryan Babbush, and Alán Aspuru-Guzik. The theory of variational hybrid quantum-classical algorithms. *New Journal of Physics*, 18(2):023023, 2016.
- [107] Max Hunter Gordon, Marco Cerezo, Lukasz Cincio, and Patrick J Coles. Covariance matrix preparation for quantum principal component analysis. *PRX Quantum*, 3(3):030334, 2022.
- [108] Nhat A Nghiem. New quantum algorithm for principal component analysis. *arXiv preprint arXiv:2501.07891*, 2025.
- [109] Zhaokai Li, Zihua Chai, Yuhang Guo, Wentao Ji, Mengqi Wang, Fazhan Shi, Ya Wang, Seth Lloyd, and Jiangfeng Du. Resonant quantum principal component analysis. *Science Advances*, 7(34):eabg2589, 2021.
- [110] Tao Xin, Liangyu Che, Cheng Xi, Amandeep Singh, Xinfang Nie, Jun Li, Ying Dong, and Dawei Lu. Experimental quantum principal component analysis via parametrized quantum circuits. *Physical review letters*, 126(11):110502, 2021.
- [111] Andrew M Childs. Lecture notes on quantum algorithms. *Lecture notes at University of Maryland*, 2017.
- [112] Anupam Prakash. *Quantum algorithms for linear algebra and machine learning*. University of California, Berkeley, 2014.
- [113] Daniel S Abrams and Seth Lloyd. Quantum algorithm providing exponential speed increase for finding eigenvalues and eigenvectors. *Physical Review Letters*, 83(24):5162, 1999.
- [114] Leonard Wossnig, Zhikuan Zhao, and Anupam Prakash. Quantum linear system algorithm for dense matrices. *Physical review letters*, 120(5):050502, 2018.
- [115] B David Clader, Bryan C Jacobs, and Chad R Sprouse. Preconditioned quantum linear system algorithm. *Physical review letters*, 110(25):250504, 2013.
- [116] Carlos Bravo-Prieto, Ryan LaRose, Marco Cerezo, Yigit Subasi, Lukasz Cincio, and Patrick J Coles. Variational quantum linear solver. *Quantum*, 7:1188, 2023.
- [117] Dong An and Lin Lin. Quantum linear system solver based on time-optimal adiabatic quantum computing and quantum approximate optimization algorithm. *ACM Transactions on Quantum Computing*, 3(2):1–28, 2022.
- [118] Pedro CS Costa, Dong An, Yuval R Sanders, Yuan Su, Ryan Babbush, and Dominic W Berry. Optimal scaling quantum linear-systems solver via discrete adiabatic theorem. *PRX quantum*, 3(4):040303, 2022.
- [119] Yiğit Subaşı, Rolando D Somma, and Davide Orsucci. Quantum algorithms for systems of linear equations inspired by adiabatic quantum computing. *Physical review letters*, 122(6):060504, 2019.
- [120] Shantanav Chakraborty, András Gilyén, and Stacey Jeffery. The power of block-encoded matrix powers: improved regression techniques via faster hamiltonian simulation. *arXiv preprint arXiv:1804.01973*, 2018.

## Supplementary Materials

### Appendix A: Preliminaries

In this appendix we summarize the main recipes of our work, which mostly derived in the seminal work [74]. We keep the statements brief and precise for simplicity, with their proofs/ constructions referred to in their original works.

**Definition 1 (Block Encoding Unitary)** [9, 10, 74] Let  $A$  be some Hermitian matrix of size  $N \times N$  whose matrix norm  $|A| < 1$ . Let a unitary  $U$  have the following form:

$$U = \begin{pmatrix} A & \cdot \\ \cdot & \cdot \end{pmatrix}.$$

Then  $U$  is said to be an exact block encoding of matrix  $A$ . Equivalently, we can write:

$$U = |\mathbf{0}\rangle \langle \mathbf{0}| \otimes A + \dots$$

where  $|\mathbf{0}\rangle$  refers to the ancilla system required for the block encoding purpose. In the case where the  $U$  has the form

$$U = |\mathbf{0}\rangle \langle \mathbf{0}| \otimes \tilde{A} + \dots$$

where  $||\tilde{A} - A|| \leq \epsilon$  (with  $||\cdot||$  being the matrix norm), then  $U$  is said to be an  $\epsilon$ -approximated block encoding of  $A$ .

The above definition has multiple natural corollaries. First, an arbitrary unitary  $U$  block encodes itself. Suppose  $A$  is block encoded by some matrix  $U$ . Next, then  $A$  can be block encoded in a larger matrix by simply adding any ancilla (supposed to have dimension  $m$ ), then note that  $\mathbb{I}_m \otimes U$  contains  $A$  in the top-left corner, which is block encoding of  $A$  again by definition. Further, it is almost trivial to block encode identity matrix of any dimension. For instance, we consider  $\sigma_z \otimes \mathbb{I}_m$  (for any  $m$ ), which contains  $\mathbb{I}_m$  in the top-left corner. We further notice that from the above definition, the action of  $U$  on some quantum state  $|\mathbf{0}\rangle |\phi\rangle$  is:

$$U |\mathbf{0}\rangle |\phi\rangle = |\mathbf{0}\rangle A |\phi\rangle + \sum_{\mathbf{j} \neq \mathbf{0}} |\mathbf{j}\rangle |\text{Garbage}\rangle_j \quad (\text{A1})$$

$$= |\mathbf{0}\rangle A |\phi\rangle + |\text{Garbage}\rangle, \quad (\text{A2})$$

where  $|\text{Garbage}\rangle \equiv \sum_{\mathbf{j} \neq \mathbf{0}} |\mathbf{j}\rangle |\text{Garbage}\rangle_j$  is a redundant state that is orthogonal to  $|\mathbf{0}\rangle A |\phi\rangle$ .

**Lemma 4 ([74] Block Encoding of a Density Matrix)** Let  $\rho = \text{Tr}_A |\Phi\rangle \langle \Phi|$ , where  $\rho \in \mathbb{H}_B$ ,  $|\Phi\rangle \in \mathbb{H}_A \otimes \mathbb{H}_B$ . Given unitary  $U$  that generates  $|\Phi\rangle$  from  $|\mathbf{0}\rangle_A \otimes |\mathbf{0}\rangle_B$ , then there exists a highly efficient procedure that constructs an exact unitary block encoding of  $\rho$  using  $U$  and  $U^\dagger$  a single time, respectively.

The proof of the above lemma is given in [74] (see their Lemma 45).

**Lemma 5 (Block Encoding of Product of Two Matrices)** Given the unitary block encoding of two matrices  $A_1$  and  $A_2$ , then there exists an efficient procedure that constructs a unitary block encoding of  $A_1 A_2$  using each block encoding of  $A_1, A_2$  one time.

**Lemma 6 ([75] Block Encoding of a Tensor Product)** Given the unitary block encoding  $\{U_i\}_{i=1}^m$  of multiple operators  $\{M_i\}_{i=1}^m$  (assumed to be exact encoding), then, there is a procedure that produces the unitary block encoding operator of  $\bigotimes_{i=1}^m M_i$ , which requires parallel single uses of  $\{U_i\}_{i=1}^m$  and  $\mathcal{O}(1)$  SWAP gates.

The above lemma is a result in [75].

**Lemma 7 ([74] Block Encoding of a Matrix)** Given oracle access to  $s$ -sparse matrix  $A$  of dimension  $n \times n$ , then an  $\epsilon$ -approximated unitary block encoding of  $A/s$  can be prepared with gate/time complexity  $\mathcal{O}\left(\log n + \log^{2.5}\left(\frac{s^2}{\epsilon}\right)\right)$ .

This is presented in [74] (see their Lemma 48), and one can also find a review of the construction in [111]. We remark further that the scaling factor  $s$  in the above lemma can be reduced by the preamplification method with further complexity  $\mathcal{O}(s)$  [74].

**Lemma 8 ([74] Linear combination of block-encoded matrices)** *Given unitary block encoding of multiple operators  $\{M_i\}_{i=1}^m$ . Then, there is a procedure that produces a unitary block encoding operator of  $\sum_{i=1}^m \pm M_i/m$  in complexity  $\mathcal{O}(m)$ , e.g., using block encoding of each operator  $M_i$  a single time.*

**Lemma 9 (Scaling Block encoding)** *Given a block encoding of some matrix  $A$  (as in 1), then the block encoding of  $A/p$  where  $p > 1$  can be prepared with an extra  $\mathcal{O}(1)$  cost.*

To show this, we note that the matrix representation of RY rotational gate is

$$R_Y(\theta) = \begin{pmatrix} \cos(\theta/2) & -\sin(\theta/2) \\ \sin(\theta/2) & \cos(\theta/2) \end{pmatrix}. \quad (\text{A3})$$

If we choose  $\theta$  such that  $\cos(\theta/2) = 1/p$ , then Lemma 6 allows us to construct block encoding of  $R_Y(\theta) \otimes \mathbb{I}_{\dim(A)}$  ( $\dim(A)$  refers to dimension of matrix  $A$ ), which contains the diagonal matrix of size  $\dim(A) \times \dim(A)$  with entries  $1/p$ . Then Lemma 5 can construct block encoding of  $(1/p) \mathbb{I}_{\dim(A)} \cdot A = A/p$ .

The following is called amplification technique:

**Lemma 10 ([74] Theorem 30; Amplification)** *Let  $U, \Pi, \tilde{\Pi} \in \text{End}(\mathcal{H}_U)$  be linear operators on  $\mathcal{H}_U$  such that  $U$  is a unitary, and  $\Pi, \tilde{\Pi}$  are orthogonal projectors. Let  $\gamma > 1$  and  $\delta, \epsilon \in (0, \frac{1}{2})$ . Suppose that  $\tilde{\Pi}U\Pi = W\Sigma V^\dagger = \sum_i \varsigma_i |w_i\rangle \langle v_i|$  is a singular value decomposition. Then there is an  $m = \mathcal{O}\left(\frac{\gamma}{\delta} \log\left(\frac{\gamma}{\epsilon}\right)\right)$  and an efficiently computable  $\Phi \in \mathbb{R}^m$  such that*

$$\left(\langle + | \otimes \tilde{\Pi}_{\leq \frac{1-\delta}{\gamma}}\right) U_\Phi \left(|+\rangle \otimes \Pi_{\leq \frac{1-\delta}{\gamma}}\right) = \sum_{i: \varsigma_i \leq \frac{1-\delta}{\gamma}} \tilde{\varsigma}_i |w_i\rangle \langle v_i|, \text{ where } \left\| \frac{\tilde{\varsigma}_i}{\gamma \varsigma_i} - 1 \right\| \leq \epsilon. \quad (\text{A4})$$

Moreover,  $U_\Phi$  can be implemented using a single ancilla qubit with  $m$  uses of  $U$  and  $U^\dagger$ ,  $m$  uses of  $C_\Pi \text{NOT}$  and  $m$  uses of  $C_{\tilde{\Pi}} \text{NOT}$  gates and  $m$  single qubit gates. Here,

- $C_\Pi \text{NOT} := X \otimes \Pi + I \otimes (I - \Pi)$  and a similar definition for  $C_{\tilde{\Pi}} \text{NOT}$ ; see Definition 2 in [74],
- $U_\Phi$ : alternating phase modulation sequence; see Definition 15 in [74],
- $\Pi_{\leq \delta}, \tilde{\Pi}_{\leq \delta}$ : singular value threshold projectors; see Definition 24 in [74].

**Lemma 11 [[74] Theorem 56 Polynomial Transformation]** *Suppose that  $U$  is an  $(\alpha, a, \epsilon)$ -encoding of a Hermitian matrix  $A$ . (See Definition 43 of [74] for the definition.) If  $P \in \mathbb{R}[x]$  is a degree- $d$  polynomial satisfying that*

- for all  $x \in [-1, 1]$ :  $|P(x)| \leq \frac{1}{2}$ ,

*then, there is a quantum circuit  $\tilde{U}$ , which is an  $(1, a + 2, 4d\sqrt{\frac{\epsilon}{\alpha}})$ -encoding of  $P(A/\alpha)$  and consists of  $d$  applications of  $U$  and  $U^\dagger$  gates, a single application of controlled- $U$  and  $\mathcal{O}((a+1)d)$  other one- and two-qubit gates.*

## Appendix B: Main Algorithm

We remind that we set the notation that for any  $n$ -dimensional vector  $\mathbf{x} = (x_1, x_2, \dots, x_n)$ , we use  $\text{diag}(\mathbf{x})$  to refer to a diagonal matrix of size  $n \times n$  having entries of  $\mathbf{x}$  as diagonal entries, i.e.,

$$\text{diag}(\mathbf{x}) = \begin{pmatrix} x_1 & 0 & 0 & 0 \\ 0 & x_2 & 0 & 0 \\ 0 & 0 & \ddots & 0 \\ 0 & 0 & 0 & x_n \end{pmatrix}$$

**First type of function.** The first kind of objective function  $f(\mathbf{x}) : \mathbb{R}^n \rightarrow \mathbb{R}$  of our interest is:

$$f(\mathbf{x}) \equiv f(x_1, x_2, \dots, x_n) = \sum_{i=1}^K f_i(x_1, x_2, \dots, x_n) \quad (\text{B1})$$

where  $f_i(x_1, x_2, \dots, x_n)$  is having the form:

$$f_i(x_1, x_2, \dots, x_n) = a_{i,1}x_1^i + a_{i,2}x_2^i + \dots + a_{i,n}x_n^i \quad (\text{B2})$$

$\{a_{i,j}\}$  are set of known coefficients. It is apparently that the gradient of  $f_i$  is:

$$\nabla f_i(x_1, x_2, \dots, x_n) = \begin{pmatrix} a_{i,1}ix_1^{i-1} \\ a_{i,2}ix_2^{i-1} \\ \vdots \\ a_{i,n}ix_n^{i-1} \end{pmatrix} \quad (\text{B3})$$

We first remind an essential tool for our subsequent construction:

**Lemma 12 (Theorem 2 in [73]; Block Encoding into a Diagonal Matrix)** *Given an  $\log(n)$ -qubit quantum state specified by a state-preparation-unitary  $U$ , such that  $|\psi\rangle_n = U|0\rangle_n = \sum_{k=1}^n \psi_k |k-1\rangle_n$  (with  $\psi_k \in \mathbb{C}$ ), we can prepare an exact block-encoding  $U_A$  of the diagonal matrix  $A = \text{diag}(\psi_1, \dots, \psi_n)$  with  $\mathcal{O}(\log(n))$  circuit depth and a total of  $\mathcal{O}(1)$  queries to a controlled- $U$  gate with  $\log(n) + 3$  ancillary qubits.*

Suppose that there is a unitary  $U$  (of  $\mathcal{O}(1)$  depth) that generates the state:

$$U|0\rangle^{\otimes \log(n)+C} = \sum_{i=1}^n x_i |i-1\rangle + |\text{Redundant}\rangle \quad (\text{B4})$$

where  $|\text{Redundant}\rangle$  refers to irrelevant state (being orthogonal to the first term). We remark that the choice of  $C$  in the above is general, as long as  $U$  creates a state that contains  $\mathbf{x}$  as its first  $n$  entries. The same assumption holds for the generation of the vector that contains  $(a_{i,1}, a_{i,2}, \dots, a_{i,n})$ , as we will need through the remaining.

Then Lemma 12 allows us to construct the block encoding  $U_X$  of a diagonal operator:

$$\mathbf{X} = \sum_{i=1}^n x_i |i-1\rangle \langle i-1| = \begin{pmatrix} x_1 & 0 & 0 & 0 \\ 0 & x_2 & 0 & 0 \\ 0 & 0 & \ddots & 0 \\ 0 & 0 & 0 & x_n \end{pmatrix} \quad (\text{B5})$$

where the last notation is referring to vector  $\mathbf{x}$  being embedded on diagonal line of operator  $\mathbf{X}$ . From then, we can use Lemma 11 to transform the above block-encoded operator into:

$$\mathbf{X} = \begin{pmatrix} x_1 & 0 & 0 & 0 \\ 0 & x_2 & 0 & 0 \\ 0 & 0 & \ddots & 0 \\ 0 & 0 & 0 & x_n \end{pmatrix} \longrightarrow \mathbf{X}^{i-1} = \begin{pmatrix} x_1^{i-1} & 0 & 0 & 0 \\ 0 & x_2^{i-1} & 0 & 0 \\ 0 & 0 & \ddots & 0 \\ 0 & 0 & 0 & x_n^{i-1} \end{pmatrix} \quad (\text{B6})$$

Given that  $\{a_{i,j}\}$  are set of known coefficients, then there exist many proposals on the amplitude encoding technique [76–82]. Here for convenience, suppose for all  $i = 1, 2, \dots, K$ , there is a unitary  $U(a_i)$  (of depth  $T(U(a_i))$ ) that prepares:

$$U_i|0\rangle^{\otimes \log(n)+C} = \sum_{j=1}^n a_{i,j} |j-1\rangle + |\text{Redundant}\rangle \quad (\text{B7})$$

Again using Lemma 12 we can prepare the block encoding of  $\sum_{j=1}^n a_{i,j} |j-1\rangle \langle j-1|$ , using a quantum circuit of depth  $\mathcal{O}(T(U_i) + \log(n))$ . Then it can be combined with Lemma 9 to construct the block encoding of  $\sum_{j=1}^n (a_{i,j}i/P) |j-1\rangle \langle j-1|$ . Then we can use Lemma 5 to construct the block encoding of:

$$\left( \sum_{j=1}^n \frac{a_{i,j}i}{P} |j-1\rangle \langle j-1| \right) \cdot \mathbf{X}^{i-1} = \frac{1}{P} \begin{pmatrix} a_{i,1}ix_1^{i-1} & 0 & 0 & 0 \\ 0 & a_{i,2}ix_2^{i-1} & 0 & 0 \\ 0 & 0 & \ddots & 0 \\ 0 & 0 & 0 & a_{i,n}ix_n^{i-1} \end{pmatrix} \quad (\text{B8})$$

Repeat the construction for all  $i = 1, 2, \dots, K$ , then using Lemma 8, we can obtain the block encoding of:

$$\frac{1}{KP} \sum_{i=1}^K \begin{pmatrix} a_{i,1}ix_1^{i-1} & 0 & 0 & 0 \\ 0 & a_{i,2}ix_2^{i-1} & 0 & 0 \\ 0 & 0 & \ddots & 0 \\ 0 & 0 & 0 & a_{i,n}ix_n^{i-1} \end{pmatrix} \quad (\text{B9})$$

Then again, using block encoding of  $\mathbf{X}$  and Lemma 8 we can construct the block encoding of:

$$= \frac{1}{2} \left( \mathbf{X} - \frac{1}{KP} \sum_{i=1}^K \begin{pmatrix} a_{i,1}ix_1^{i-1} & 0 & 0 & 0 \\ 0 & a_{i,2}ix_2^{i-1} & 0 & 0 \\ 0 & 0 & \ddots & 0 \\ 0 & 0 & 0 & a_{i,n}ix_n^{i-1} \end{pmatrix} \right) \quad (\text{B10})$$

$$= \frac{1}{2} \left( \begin{pmatrix} x_1 & 0 & 0 & 0 \\ 0 & x_2 & 0 & 0 \\ 0 & 0 & \ddots & 0 \\ 0 & 0 & 0 & x_n \end{pmatrix} - \frac{1}{KP} \sum_{i=1}^K \begin{pmatrix} a_{i,1}ix_1^{i-1} & 0 & 0 & 0 \\ 0 & a_{i,2}ix_2^{i-1} & 0 & 0 \\ 0 & 0 & \ddots & 0 \\ 0 & 0 & 0 & a_{i,n}ix_n^{i-1} \end{pmatrix} \right) \quad (\text{B11})$$

If we choose  $1/(KP) = \eta$  to be the hyperparameter for gradient descent, then we can observe that the above operator is:

$$\frac{1}{2} \text{diag}(\mathbf{x} - \eta \nabla f(\mathbf{x})) \quad (\text{B12})$$

The factor 2 can be removed using amplification technique 10. Upon the removal of factor 2, the above vector is indeed the execution of gradient descent step. Thus, if we begin at some  $\mathbf{X}_0 = \text{diag}(\mathbf{x}_0)$  that contains  $\mathbf{x}_0$  on the diagonal, then after the first iteration, we have the block encoding of a diagonal operator  $\mathbf{X}_1 = \text{diag}(\mathbf{x}_1)$  that contains  $\mathbf{x}_1 = \mathbf{x}_0 - \eta \nabla f(\mathbf{x}_0)$  as diagonal entries. Using  $\mathbf{X}_1$  again as input and repeat from Equation B6, we can obtain the block encoding of  $\mathbf{X}_2 = \text{diag}(\mathbf{x}_2)$ . The process continues until  $T$  iteration, we have the block encoding of operator  $\mathbf{X}_T = \text{diag}(\mathbf{x}_T)$ .

To analyze the complexity, we take a look at the  $t$ -th iteration step. Let  $T(\mathbf{X}_t)$  denote the circuit complexity of the unitary block encoding of  $\mathbf{X}_t$ . It takes  $i-1$  block encoding of  $\mathbf{X}_t$  to construct the block encoding of  $\mathbf{X}_t^{i-1}$  (equation B6), resulting in complexity  $\mathcal{O}(iT(\mathbf{X}_t))$ . It takes another quantum circuit of depth  $\mathcal{O}(T(U(a_i)) + \log(n))$  to construct the block encoding of the diagonal operator  $\sum_{j=1}^n (a_{i,j}i/P) |j-1\rangle \langle j-1|$ . Thus, it takes totally a quantum circuit of depth  $\mathcal{O}(\log(n) + T(U(a_i)) + iT(\mathbf{X}_t))$  to construct the block encoding of  $\left( \sum_{j=1}^n (a_{i,j}i/P) |j-1\rangle \langle j-1| \right) \cdot \mathbf{X}_t^{i-1}$  (equation B8). The next step is to construct the block encoding of :

$$\frac{1}{KP} \sum_{i=1}^K \left( \sum_{j=1}^n \frac{a_{i,j}i}{P} |j-1\rangle \langle j-1| \right) \cdot \mathbf{X}_t^{i-1} = \frac{1}{KP} \sum_{i=1}^K \begin{pmatrix} a_{i,1}ix_1^{i-1} & 0 & 0 & 0 \\ 0 & a_{i,2}ix_2^{i-1} & 0 & 0 \\ 0 & 0 & \ddots & 0 \\ 0 & 0 & 0 & a_{i,n}ix_n^{i-1} \end{pmatrix} \quad (\text{B13})$$

incurring a circuit of depth  $\mathcal{O}\left(\sum_{i=1}^K (\log(n) + T(U(a_i)) + iT(\mathbf{X}_t))\right) = \mathcal{O}(K \log(n) + KT_U + K^2T(\mathbf{X}_t))$  where we define  $T_U = \max_i \{T(U(a_i))\}$ . The final step, Eqn.B11 uses one more block encoding of  $\mathbf{X}_t$ , thus the total complexity for obtaining the block encoding of  $\mathbf{X}_{t+1}$  is  $T(\mathbf{X}_{t+1}) = \mathcal{O}(K \log(n) + K^2T(\mathbf{X}_t))$ . Using similar reasoning, we have that:

$$T(\mathbf{X}_t) = \mathcal{O}(K \log(n) + KT_U + K^2T(\mathbf{X}_{t-1})) \quad (\text{B14})$$

By induction, we arrive at the total complexity of  $\mathcal{O}\left((K + K^3 + K^5 + \dots + K^{2t-1})(\log(n) + T_U) + K^{2t}T(\mathbf{X}_0)\right) = \mathcal{O}\left(K^{2t}(\log(n) + T_U)\right)$  where we have used the fact that  $T(\mathbf{X}_0) = \mathcal{O}(\log(n))$  (which is a result of Lemma 12). Thus for a total of iterations  $T$ , we arrive at final complexity

$$\mathcal{O}\left(K^{2T}(\log(n) + T_U)\right)$$



To comment, the value of  $T_U$  is quite critical, where we remind that  $T_U = \max_i \{T(U(a_i))\}$  where each  $T(U(a_i))$  is the circuit complexity of generating the state that includes the vector  $\mathbf{a}_i = (a_{i,1}, a_{i,2}, \dots, a_{i,n})$ . If  $\mathbf{a}_i$  is  $s$ -sparse (for all  $i$ ), then we can expect that  $T(U_i) = \mathcal{O}(\log s)$  (see Ref. [79, 112] for amplitude encoding of a sparse vector).

**Second type of function.** Here we extend the above discussion into another kind of polynomial:

$$f(\mathbf{x}) = \sum_{i=1}^K f_i(x_1, x_2, \dots, x_n) = \sum_{i=1}^K (a_{i,1}x_1 + a_{i,2}x_2 + \dots + a_{i,n}x_n + b_i)^i \quad (\text{B15})$$

where for each  $f_i(x_1, x_2, \dots, x_n)$ , there is at most  $s_i$  terms among  $\{a_{i,1}, a_{i,2}, \dots, a_{i,n}\}$  being non-zero. Suppose further that we know the index of these non-zero entries and denote  $S_i$  as the set of these indexes. It is easy to see that, for any  $i$ ,  $\sum_{j=1}^n a_{i,j}x_j = \sum_{j \in S_i} a_{i,j}x_j$ . We define the following state:

$$|S_i\rangle = \frac{1}{\sqrt{s_i}} \sum_{j \in S_i} |j\rangle \quad (\text{B16})$$

which can be efficiently generated given that we know specifically these index  $j \in S_i$ . To illustrate the procedure, we exemplify a 3-quits case, which means that we have in total  $2^3 = 8$  indexes. Suppose we want to regenerate a superposition:

$$\frac{1}{\sqrt{4}} (|0\rangle + |2\rangle + |5\rangle + |7\rangle) \quad (\text{B17})$$

In binary representation, it is equivalent to:

$$\frac{1}{\sqrt{4}} (|000\rangle + |010\rangle + |101\rangle + |111\rangle) \quad (\text{B18})$$

First we begin with  $|000\rangle$ . Apply Hadamard gate to the first qubit:

$$|000\rangle \longrightarrow \frac{1}{\sqrt{2}} (|000\rangle + |100\rangle) \quad (\text{B19})$$

Then apply Hadamard to the second qubit:

$$\frac{1}{\sqrt{2}} (|000\rangle + |100\rangle) \longrightarrow \frac{1}{4} (|000\rangle + |010\rangle + |100\rangle + |110\rangle) \quad (\text{B20})$$

Then apply controlled-X gate with the first qubit as controlled qubit and the last qubit as applied qubit, then we obtain the desired superposition:

$$\frac{1}{4} (|000\rangle + |010\rangle + |101\rangle + |111\rangle) \quad (\text{B21})$$

In the following, we use  $U_{s_i}$  to refer to the quantum circuit that generates the state  $|S_i\rangle$  as defined above.

Back to our main construction, the gradient of the function  $f$  is:

$$\nabla f(\mathbf{x}) = \begin{pmatrix} \sum_{i=1}^K i a_{i,1} (a_{i,1}x_1 + a_{i,2}x_2 + \dots + a_{i,n}x_n)^{i-1} \\ \sum_{i=1}^K i a_{i,2} (a_{i,1}x_1 + a_{i,2}x_2 + \dots + a_{i,n}x_n)^{i-1} \\ \vdots \\ \sum_{i=1}^K i a_{i,n} (a_{i,1}x_1 + a_{i,2}x_2 + \dots + a_{i,n}x_n)^{i-1} \end{pmatrix} \quad (\text{B22})$$

**Proof of First Version of Lemma 2.** In the following, we provide one solution to the first version of 2. Recall from previously that we have a unitary block encoding  $U_X$  of  $\mathbf{X} = \text{diag}(\mathbf{x})$  and of the operator  $\text{diag}(\mathbf{a}_i)$  (from Eqn. B8). So it is straightforward to use Lemma 5 to construct the block encoding of:

$$\begin{pmatrix} x_1 & 0 & 0 & 0 \\ 0 & x_2 & 0 & 0 \\ 0 & 0 & \ddots & 0 \\ 0 & 0 & 0 & x_n \end{pmatrix} \begin{pmatrix} a_{i,1} & 0 & 0 & 0 \\ 0 & a_{i,2} & 0 & 0 \\ 0 & 0 & \ddots & 0 \\ 0 & 0 & 0 & a_{i,n} \end{pmatrix} = \begin{pmatrix} a_{i,1}x_1 & 0 & 0 & 0 \\ 0 & a_{i,2}x_2 & 0 & 0 \\ 0 & 0 & \ddots & 0 \\ 0 & 0 & 0 & a_{i,n}x_n \end{pmatrix} = \sum_{j=1}^n a_{i,j}x_j |j-1\rangle \langle j-1| \quad (\text{B23})$$

Let  $U$  denotes the unitary block encoding of above operator. From Definition 1 and Eqn. A1, we have:

$$U(\mathbb{I} \otimes U_{s_i}) |\mathbf{0}\rangle |0\rangle_n = U |\mathbf{0}\rangle |S_i\rangle = |\mathbf{0}\rangle \left( \sum_{j=1}^n a_{i,j} x_j |j-1\rangle \langle j-1| \right) \frac{1}{s_i} \sum_{j \in S_i} |j\rangle + \sum_{\mathbf{j} \neq \mathbf{0}} |\mathbf{j}\rangle |\text{Garbage}\rangle_j \quad (\text{B24})$$

$$= |\mathbf{0}\rangle \frac{1}{\sqrt{s_i}} \sum_{j \in S_i} a_{i,j} x_j |j\rangle + \sum_{\mathbf{j} \neq \mathbf{0}} |\mathbf{j}\rangle |\text{Garbage}\rangle_j \quad (\text{B25})$$

where we remind that  $|0\rangle_n$  refers specifically to the first computational basis state of  $n$ -dimensional Hilbert space, and  $|\mathbf{0}\rangle$  refers to those ancillary qubits used for block encoding purpose (see Def.1). We define  $U_{\phi_1} = U(\mathbb{I} \otimes U_{s_i})$  and  $U_{\phi_2} = \mathbb{I} \otimes U_{s_i}$ , and also:

$$U_{\phi_1} |\mathbf{0}\rangle |0\rangle_n = |\phi_1\rangle = |\mathbf{0}\rangle \sum_{j \in S_i} a_{i,j} x_j |j\rangle + \sum_{\mathbf{j} \neq \mathbf{0}} |\mathbf{j}\rangle |\text{Garbage}\rangle_j \quad (\text{B26})$$

$$U_{\phi_2} |\mathbf{0}\rangle |0\rangle_n = |\phi_2\rangle = |\mathbf{0}\rangle \sum_{j \in S_i} \frac{1}{\sqrt{s_i}} |j\rangle \quad (\text{B27})$$

We point out that the overlaps:

$$\langle \phi_1, \phi_2 \rangle = \frac{1}{s_i} \sum_{j \in S_i} a_{i,j} x_j = \frac{1}{s_i} \sum_{j=1}^n a_{i,j} x_j \quad (\text{B28})$$

Now we consider the following Hadamard test routine:

$$\frac{1}{\sqrt{2}} \left( |+\rangle |\phi_1\rangle + |-\rangle |\phi_2\rangle \right) \quad (\text{B29})$$

which can be generated from  $|0\rangle |\mathbf{0}\rangle |0\rangle_n$  by first applying Hadamard gate to first qubit  $|0\rangle$ , and then use  $U_{\phi_1}, U_{\phi_2}$  controlled by  $|0\rangle, |1\rangle$  respectively to apply to  $|\mathbf{0}\rangle |0\rangle_n$ . The above state can be equivalently written as:

$$\frac{1}{2} \left( |0\rangle (|\phi_1\rangle + |\phi_2\rangle) + |1\rangle (|\phi_1\rangle - |\phi_2\rangle) \right) \quad (\text{B30})$$

Now we append another ancillary qubit  $|0\rangle_a$  to obtain:

$$\frac{1}{2} \left( |0\rangle_a |0\rangle (|\phi_1\rangle + |\phi_2\rangle) + |0\rangle_a |1\rangle (|\phi_1\rangle - |\phi_2\rangle) \right) \quad (\text{B31})$$

Apply the controlled-X gate, with  $|1\rangle$  as the controlled qubit, to obtain:

$$\frac{1}{2} \left( |0\rangle_a |0\rangle (|\phi_1\rangle + |\phi_2\rangle) + |1\rangle_a |1\rangle (|\phi_1\rangle - |\phi_2\rangle) \right) \quad (\text{B32})$$

We observe that the two states  $|0\rangle (|\phi_1\rangle + |\phi_2\rangle)$  and  $|1\rangle (|\phi_1\rangle - |\phi_2\rangle)$  are orthogonal. So if we trace out the corresponding register, we obtain the density matrix:

$$\rho = p_0 |0\rangle_a \langle 0|_a + p_1 |1\rangle_a \langle 1|_a \quad (\text{B33})$$

$$= \begin{pmatrix} p_0 & 0 \\ 0 & p_1 \end{pmatrix} \quad (\text{B34})$$

where:

$$p_0 = \frac{1}{4} \left| |0\rangle (|\phi_1\rangle + |\phi_2\rangle) \right|^2 = \frac{1 + \langle \phi_1, \phi_2 \rangle}{2} = \frac{1 + \frac{1}{s_i} \sum_{j=1}^n x_j a_{i,j}}{2} \quad (\text{B35})$$

$$p_1 = \frac{1 - \frac{1}{s_i} \sum_{j=1}^n x_j a_{i,j}}{2} \quad (\text{B36})$$

We remark that as  $\rho$  is obtained by tracing out a subsystem of a quantum state (Eqn. B32) that we have a quantum circuit to prepare, Lemma 4 allows us to exactly block encode the operator  $\rho$ . Given that  $\rho$  has the form in Eqn. B34, we naturally obtain the block encoding of:

$$\begin{pmatrix} \frac{1 + (\sum_{j=1}^n x_j a_{i,j})/s_i}{2} & 0 \\ 0 & \frac{1 - (\sum_{j=1}^n x_j a_{i,j})/s_i}{2} \end{pmatrix} \quad (\text{B37})$$

It is simple to obtain the block encoding of  $\frac{1}{2}|0\rangle\langle 0| + \frac{1}{2}|1\rangle\langle 1|$ , for example, apply Hadamard gates  $H^{\otimes 2}|00\rangle$  and use Lemma 4. Then we can use Lemma 8 to construct the block encoding of:

$$\frac{1}{2}\left(\rho - \left(\frac{1}{2}|0\rangle\langle 0| + \frac{1}{2}|1\rangle\langle 1|\right)\right) = \frac{1}{4s_i} \begin{pmatrix} \sum_{j=1}^n x_j a_{i,j} & 0 \\ 0 & -\sum_{j=1}^n x_j a_{i,j} \end{pmatrix} \quad (\text{B38})$$

From the above block encoding, we use Lemma 6 to construct the block encoding of:

$$\frac{1}{4s_i} \begin{pmatrix} \sum_{j=1}^n x_j a_{i,j} & 0 \\ 0 & -\sum_{j=1}^n x_j a_{i,j} \end{pmatrix} \otimes \mathbb{I}_n = \frac{1}{4s_i} \begin{pmatrix} \sum_{j=1}^n x_j a_{i,j} \otimes \mathbb{I}_n & 0 \\ 0 & -\sum_{j=1}^n x_j a_{i,j} \otimes \mathbb{I}_n \end{pmatrix} \quad (\text{B39})$$

Since all coefficients  $\{b_i\}_{i=1}^K$  are known, it is simple to construct the block encoding of  $\frac{b_i}{4s_i}\mathbb{I}_n$  for all  $i$ , by using Lemma 9 plus the identity matrix, which is trivial to obtain. This step takes  $\mathcal{O}(1)$  complexity. Then we use Lemma 8 to construct the block encoding of:

$$\frac{1}{2}\left(\frac{b_i}{4s_i}\mathbb{I}_n + \frac{1}{4s_i}\sum_{j=1}^n x_j a_{i,j} \otimes \mathbb{I}_n\right) = \frac{1}{8s_i}\left(\left(\sum_{j=1}^n x_j a_{i,j} + b_i\right) \otimes \mathbb{I}_n\right) \quad (\text{B40})$$

The above operator is again a block encoding of  $\frac{1}{8s_i}\sum_{j=1}^n (\sum_{j=1}^n x_j a_{i,j} + b_i) \otimes \mathbb{I}_n$  which is nothing but a diagonal matrix of size  $n \times n$  with entry  $\frac{1}{8s_i}(\sum_{j=1}^n x_j a_{i,j} + b_i)$ . The factor  $8s_i$  can be removed using amplification technique 10 with further  $\mathcal{O}(s_1)$  complexity. Thus, we have provided a proof of the first version of Lemma 2.

**Proof of Second Version of Lemma 2.** We remark that the above procedure works whenever we have a unitary block encoding of  $\mathbf{X} \equiv \text{diag}(x_1, x_2, \dots, x_n)$  and of  $\text{diag}(\mathbf{a}_i)$ . Another approach exists if we have a direct access to a unitary  $U(\sqrt{a_i})$  that generates some vector that contains  $\mathcal{C}(\sqrt{a_{i,1}}, \sqrt{a_{i,2}}, \dots, \sqrt{a_{i,n}})$  as its first  $n$  entries, i.e.:

$$U(a_i)|0\rangle^{\otimes \log(n)+C} = \sum_{j=1}^n \mathcal{C}\sqrt{a_{i,j}}|j-1\rangle + |\text{Redundant}\rangle \quad (\text{B41})$$

It means that  $U(\sqrt{a_i})$  is a matrix where in the first column, the first  $n$  entries are  $(\sqrt{a_{i,1}}, \sqrt{a_{i,2}}, \dots, \sqrt{a_{i,n}})$ :

$$U(a_i) = \begin{pmatrix} \sqrt{a_{i,1}} & \cdots \\ \sqrt{a_{i,2}} & \cdots \\ \vdots & \vdots \\ \sqrt{a_{i,n}} & \cdots \end{pmatrix} \quad (\text{B42})$$

where  $(\cdots)$  and  $(\vdots)$  refers to possibly non-zero entries. Now we use Lemma 5 to construct the block encoding of:

$$\mathbf{X}U(a_i) = \begin{pmatrix} x_1\sqrt{a_{i,1}} & \cdots \\ x_2\sqrt{a_{i,2}} & \cdots \\ \vdots & \vdots \\ x_n\sqrt{a_{i,n}} & \cdots \end{pmatrix} \quad (\text{B43})$$

If we take the above unitary and apply to the state  $|\mathbf{0}\rangle|0\rangle^n$ , then we obtain:

$$|\mathbf{0}\rangle \sum_{j=1}^n \sqrt{a_{i,j}} x_j |j-1\rangle + \sum_{\mathbf{j} \neq \mathbf{0}} |\mathbf{j}\rangle |\text{Garbage}\rangle_j \quad (\text{B44})$$

where again we remind that  $|\mathbf{0}\rangle$  is the extra qubits required for block-encode  $\mathbf{X}$  (see Definition 1) and  $|\text{Garbage}\rangle$  is orthogonal to  $|\mathbf{0}\rangle \sum_{j=1}^n \sqrt{a_{i,j}} x_j |j-1\rangle$ . By redefining:

$$|\phi_1\rangle = |\mathbf{0}\rangle \sum_{j=1}^n \sqrt{a_{i,j}} x_j |j-1\rangle + \sum_{\mathbf{j} \neq \mathbf{0}} |\mathbf{j}\rangle |\text{Garbage}\rangle_j \quad (\text{B45})$$

$$|\phi_2\rangle = |\mathbf{0}\rangle \sum_{j=1}^n \sqrt{a_{i,j}} |j-1\rangle + |\mathbf{0}\rangle |\text{Redundant}\rangle \quad (\text{B46})$$

Note that the state  $|\text{Redundant}\rangle$  is completely orthogonal to  $|\mathbf{0}\rangle \sum_{j=1}^n \sqrt{a_{i,j}} x_j |j-1\rangle$ , and  $\sum_{\mathbf{j} \neq \mathbf{0}} |\mathbf{j}\rangle |\text{Garbage}\rangle_j$  is orthogonal to  $|\mathbf{0}\rangle |\text{Redundant}\rangle$ , then the same argument beginning from Eqn. B27 holds, allowing us to construct the block encoding of  $\langle \phi_1, \phi_2 \rangle = \sum_{j=1}^n x_j a_{i,j}$ , and with Lemma 6, we can obtain the block encoding of  $\sum_{j=1}^n x_j a_{i,j} \otimes \mathbb{I}_n$ . Given that the block encoding of  $b_i \mathbb{I}_n$  is easy to obtain (using Lemma 9), then Lemma 8 can be used to construct the block encoding of  $\frac{1}{2} \left( \sum_{j=1}^n x_j a_{i,j} + b_i \right) \otimes \mathbb{I}_n$ . The factor  $1/2$  can be removed using amplification 10. Thus, we obtain the second version of Lemma 2. We remark that, in this case, we have the unitary  $U(a_i)$  such that

$$U(a_i) |\mathbf{0}\rangle^{\otimes \log(n)+C} = \sum_{j=1}^n \sqrt{a_{i,j}} |j-1\rangle + |\text{Redundant}\rangle \quad (\text{B47})$$

Then we can use Lemma 12 to construct the block encoding of operator  $\text{diag}(\sqrt{a_{i,1}}, \sqrt{a_{i,2}}, \dots, \sqrt{a_{i,n}})$ . Then we can use another such block encoding and construct the block encoding of  $\text{diag}(\sqrt{a_{i,1}}, \sqrt{a_{i,2}}, \dots, \sqrt{a_{i,n}}) \cdot \text{diag}(\sqrt{a_{i,1}}, \sqrt{a_{i,2}}, \dots, \sqrt{a_{i,n}}) = \text{diag}(a_{i,1}, a_{i,2}, \dots, a_{i,n})$ . It means that the access to unitary  $U(\sqrt{a_i})$  can also lead to alternative approach to the first version of Lemma 2.

**Continuation of main algorithm.** Back to our main construction, given that we already obtained the block encoding of  $(\sum_{j=1}^n a_{i,j} x_i) \otimes \mathbb{I}_n$ , we can combine it with the block encoding of  $b_i \mathbb{I}_n$ , which is trivial to construct (using Lemma 9), and use Lemma 8 to construct the block encoding of  $\frac{1}{2} (\sum_{j=1}^n a_{i,j} x_i + b_i) \otimes \mathbb{I}_n$ . The factor  $1/2$  can be removed using Lemma 10. As the next step, we use Lemma 11 to transform the block encoding of the diagonal operator  $\sum_{j=1}^n x_j a_{i,j} \otimes \mathbb{I}_n$  into a block encoding of the following  $n \times n$  matrix:

$$\begin{pmatrix} (\sum_{j=1}^n x_j a_{i,j} + b_i)^{i-1} & 0 & 0 & 0 \\ 0 & (\sum_{j=1}^n x_j a_{i,j} + b_i)^{i-1} & 0 & 0 \\ 0 & 0 & \ddots & 0 \\ 0 & 0 & 0 & (\sum_{j=1}^n x_j a_{i,j} + b_i)^{i-1} \end{pmatrix} = \left( \sum_{j=1}^n x_j a_{i,j} + b_i \right)^{i-1} \otimes \mathbb{I}_n \quad (\text{B48})$$

Recall that From Eqn. B8, we have the block encoding of

$$\text{diag}(a_{i,1}, a_{i,2}, \dots, a_{i,n}) = \begin{pmatrix} a_{i,1} & 0 & 0 & 0 \\ 0 & a_{i,2} & 0 & 0 \\ 0 & 0 & \ddots & 0 \\ 0 & 0 & 0 & a_{i,n} \end{pmatrix} \quad (\text{B49})$$

Then Lemma 5 allows us to use this block encoding with the block encoding of  $(\sum_{j=1}^n x_j a_{i,j} + b_i)^{i-1} \otimes \mathbb{I}_n$  to construct the block encoding of:

$$\begin{pmatrix} a_{i,1} (\sum_{j=1}^n x_j a_{i,j} + b_i)^{i-1} & 0 & 0 & 0 \\ 0 & a_{i,2} (\sum_{j=1}^n x_j a_{i,j} + b_i)^{i-1} & 0 & 0 \\ 0 & 0 & \ddots & 0 \\ 0 & 0 & 0 & a_{i,n} (\sum_{j=1}^n x_j a_{i,j} + b_i)^{i-1} \end{pmatrix} \quad (\text{B50})$$

Then we use Lemma 9 to multiply the above operator to a factor  $i/P$ , i.e., we then obtain the block encoding of:

$$\begin{pmatrix} \frac{ia_{i,1}}{P} (\sum_{j=1}^n x_j a_{i,j} + b_i)^{i-1} & 0 & 0 & 0 \\ 0 & \frac{ia_{i,2}}{P} (\sum_{j=1}^n x_j a_{i,j} + b_i)^{i-1} & 0 & 0 \\ 0 & 0 & \ddots & 0 \\ 0 & 0 & 0 & \frac{ia_{i,n}}{P} (\sum_{j=1}^n x_j a_{i,j} + b_i)^{i-1} \end{pmatrix} \quad (\text{B51})$$

which is essentially  $\frac{1}{P} \text{diag}\left(\frac{\partial f_1}{\partial x_1}, \frac{\partial f_1}{\partial x_2}, \dots, \frac{\partial f_1}{\partial x_n}\right) = \frac{1}{P} \text{diag}(\nabla f_1(\mathbf{x}))$ . Then by using Lemma 8, we can obtain the block

encoding of  $\frac{1}{K} \sum_{i=1}^K \frac{1}{P} \text{diag}(\nabla f_i(\mathbf{x}))$ , which is:

$$\sum_{i=1}^K \begin{pmatrix} \frac{ia_{i,1}}{KP} (\sum_{j=1}^n x_j a_{i,j} + b_i)^{i-1} & 0 & 0 & 0 \\ 0 & \frac{ia_{i,2}}{KP} (\sum_{j=1}^n x_j a_{i,j} + b_i)^{i-1} & 0 & 0 \\ 0 & 0 & \ddots & 0 \\ 0 & 0 & 0 & \frac{ia_{i,n}}{KP} (\sum_{j=1}^n x_j a_{i,j} + b_i)^{i-1} \end{pmatrix} \quad (\text{B52})$$

Then we use Lemma 8, and another block encoding of  $\mathbf{X} = \text{diag}(\mathbf{x})$  to construct the block encoding of:

$$\frac{1}{2} \left( \begin{pmatrix} x_1 & 0 & 0 & 0 \\ 0 & x_2 & 0 & 0 \\ 0 & 0 & \ddots & 0 \\ 0 & 0 & 0 & x_n \end{pmatrix} - \sum_{i=1}^K \begin{pmatrix} \frac{ia_{i,1}}{KP} (\sum_{j=1}^n x_j a_{i,j})^{i-1} & 0 & 0 & 0 \\ 0 & \frac{ia_{i,2}}{KP} (\sum_{j=1}^n x_j a_{i,j})^{i-1} & 0 & 0 \\ 0 & 0 & \ddots & 0 \\ 0 & 0 & 0 & \frac{ia_{i,n}}{KP} (\sum_{j=1}^n x_j a_{i,j})^{i-1} \end{pmatrix} \right) \quad (\text{B53})$$

$$= \frac{1}{2} \text{diag}(\mathbf{x} - \eta \nabla f(\mathbf{x})) \quad (\text{B54})$$

where we remark that we choose  $\eta = 1/(KP)$  to be hyperparameter in gradient descent, and remind further that the gradient of  $f$  is:

$$\nabla f(\mathbf{x}) = \begin{pmatrix} \sum_{i=1}^K ia_{i,1} (a_{i,1}x_1 + a_{i,2}x_2 + \cdots + a_{i,n}x_n)^{i-1} \\ \sum_{i=1}^K ia_{i,2} (a_{i,1}x_1 + a_{i,2}x_2 + \cdots + a_{i,n}x_n)^{i-1} \\ \vdots \\ \sum_{i=1}^K ia_{i,n} (a_{i,1}x_1 + a_{i,2}x_2 + \cdots + a_{i,n}x_n)^{i-1} \end{pmatrix} \quad (\text{B55})$$

Thus we have obtained the block encoding of  $(1/2)\text{diag}(\mathbf{x} - \eta \nabla f(\mathbf{x}))$ . The factor  $1/2$  can be removed using amplification technique 10. Thus, if we begin with a block encoding of  $\mathbf{X}_0 = \text{diag}(\mathbf{x}_0)$ , the above algorithm yields the block encoding of  $\mathbf{X}_1 = \text{diag}(\mathbf{x}_1)$ , and from such operator, we repeat the algorithm again to obtain the block encoding of  $\mathbf{X}_2 = \text{diag}(\mathbf{x}_2)$ . Continually, for a total of  $T$  iteration steps, we obtain the block encoding of  $\mathbf{X}_T = \text{diag}(\mathbf{x}_T)$ .

To analyze the complexity, we consider the  $t$ -th iteration steps. We remind that we have set:

$$\mathbf{a}_i \equiv (a_{i,1}, a_{i,2}, \dots, a_{i,n}) \quad (\text{B56})$$

$$\sum_{j=1}^n a_{i,j} x_j = \mathbf{a}_i^T \mathbf{x} \quad (\text{B57})$$

It takes only one block encoding of  $\mathbf{X}_t = \text{diag}(\mathbf{x}_t)$  and of  $\text{diag}(\mathbf{a}_i)$ , to construct the block encoding of  $\frac{1}{8s_i} (\mathbf{a}_i^T \cdot \mathbf{x}_t + b_i) \otimes \mathbb{I}_n$  (see Eqn. B39). So the quantum circuit depth is

$$\mathcal{O}(T(\mathbf{X}_t) + T(a_i) + \log(n)) \quad (\text{B58})$$

where we remind that  $\mathcal{O}(T(a_i) + \log(n))$  is the quantum circuit depth required to construct the block encoding of operator  $\text{diag}(\mathbf{a}_i)$ . It takes further  $\mathcal{O}(s_1)$  usage of such block encoding to remove the factor  $8s_1$ , so in total it takes  $\mathcal{O}(s_1)$  block encoding of  $\mathbf{X}_t$  and of  $\text{diag}(\mathbf{a}_i)$  to construct the block encoding of  $(\mathbf{a}_i^T \cdot \mathbf{x}_t + b_i) \otimes \mathbb{I}_n$ . The next step is to raise such block encoding to the power  $i-1$ , e.g.,  $(\mathbf{a}_i^T \cdot \mathbf{x}_t + b_i) \otimes \mathbb{I}_n \longrightarrow (\mathbf{a}_i^T \cdot \mathbf{x}_t)^{i-1} \otimes \mathbb{I}_n$ , hence incurring  $\mathcal{O}(s_1 i)$  total number of block encoding of  $\mathbf{X}_t$  and of  $\text{diag}(\mathbf{a}_i)$ , so the total complexity is  $\mathcal{O}(s_i i (T(\mathbf{X}_t) + T(a_i) + \log(n)))$ . The summation step (Eqn. B52) use one block encoding of  $(\mathbf{a}_i^T \cdot \mathbf{x}_t)^{i-1} \otimes \mathbb{I}_n$  for each  $i$ , thus incurring a total complexity:

$$T(\mathbf{X}_{t+1}) = \mathcal{O}\left(\sum_{i=1}^K s_i i (T(\mathbf{X}_t) + T(a_i) + \log(n))\right) = \mathcal{O}(SK^2(T(\mathbf{X}_t) + T_U + \log(n))) \quad (\text{B59})$$

where we have defined  $S = \max_i \{s_i\}$  and  $T_a = \max_i \{T(a_i)\}$ . Similarly, we have  $T(\mathbf{X}_t) = \mathcal{O}(SK^2 T(\mathbf{X}_{t-1}))$ , and by simple induction for a total of  $T$  iterations, we have:

$$T(\mathbf{X}_T) = \mathcal{O}((SK^2)^T (T(\mathbf{X}_0) + T_U + \log(n))) = \mathcal{O}(S^T K^{2T} (T_a + \log(n))) \quad (\text{B60})$$

where we have used that  $T(\mathbf{X}_0) = \mathcal{O}(\log n)$  as a result of Lemma 12.

If we use the second version of Lemma 2, and repeat the above procedure, then the complexity can be reduced. More concretely, at  $t$ -th time iteration step, it takes  $\mathcal{O}(1)$  block encoding of  $\mathbf{X}_t = \text{diag}(\mathbf{x}_t)$  and unitary  $U(\sqrt{a_i})$  (with circuit complexity  $T(\sqrt{a_i})$ ) to construct the block encoding of  $(\mathbf{a}_i^T \mathbf{x} + b_i) \otimes \mathbb{I}_n$ . Thus the circuit depth is  $\mathcal{O}(T(\mathbf{X}_t) + T(\sqrt{a_i}))$ . Then next step is raising  $(\mathbf{a}_i^T \mathbf{x} + b_i) \otimes \mathbb{I}_n$  to  $i$ -th power,  $(\mathbf{a}_i^T \mathbf{x})^i \otimes \mathbb{I}_n$ , incurring a circuit depth  $\mathcal{O}(iT(\mathbf{X}_t) + iT(\sqrt{a_i}))$ . Then next step is the summation, Eqn.B52 and performing the subtraction step (to obtain the block encoding of  $\text{diag}(\mathbf{x}_t - \eta \nabla f(\mathbf{x}_T))$ ), using block encoding of  $(\mathbf{a}_i^T \mathbf{x} + b_i)^i \otimes \mathbb{I}_n$  one time for each  $i$ , thus the total complexity is:

$$T(\mathbf{X}_{t+1}) = \mathcal{O}\left(\sum_{i=1}^K iT(\mathbf{X}_t) + iT(\sqrt{a_i})\right) \quad (\text{B61})$$

$$= \mathcal{O}\left(K^2(T(\mathbf{X}_t) + T_u)\right) \quad (\text{B62})$$

where we define  $T_u = \max_i T(\sqrt{a_i})$ . Using the same induction for a total of  $T$  iterations as in previous case, we obtain the final complexity

$$\mathcal{O}\left(K^{2T}(T(\mathbf{X}_0) + T_u)\right) = \mathcal{O}\left(K^{2T}(\log(n) + T_u)\right) \quad (\text{B63})$$

where again we have used  $T(\mathbf{X}_0) = \mathcal{O}(\log n)$ , as a result of Lemma 12.

**Third type of function.** Now we consider function of the form:

$$f(\mathbf{x}) = \prod_{i=1}^K f_i(\mathbf{x}) \quad (\text{B64})$$

$$= \prod_{i=1}^K (a_{i,1}x_1 + a_{i,2}x_2 + \dots + a_{i,n}x_n + b_i)^i \quad (\text{B65})$$

Recall that the gradient of the above function is:

$$\nabla f(\mathbf{x}) = \begin{pmatrix} \frac{\partial f_1(\mathbf{x})}{\partial x_1} \prod_{i=2}^K f_i(\mathbf{x}) + f_1(\mathbf{x}) \frac{\partial f_2(\mathbf{x})}{\partial x_1} \prod_{i=3}^K f_i(\mathbf{x}) + \dots + \prod_{i=1}^{K-1} \frac{\partial f_K(\mathbf{x})}{\partial x_1} \\ \frac{\partial f_1(\mathbf{x})}{\partial x_2} \prod_{i=2}^K f_i(\mathbf{x}) + f_1(\mathbf{x}) \frac{\partial f_2(\mathbf{x})}{\partial x_2} \prod_{i=3}^K f_i(\mathbf{x}) + \dots + \prod_{i=1}^{K-1} \frac{\partial f_K(\mathbf{x})}{\partial x_2} \\ \vdots \\ \frac{\partial f_1(\mathbf{x})}{\partial x_n} \prod_{i=2}^K f_i(\mathbf{x}) + f_1(\mathbf{x}) \frac{\partial f_2(\mathbf{x})}{\partial x_n} \prod_{i=3}^K f_i(\mathbf{x}) + \dots + \prod_{i=1}^{K-1} \frac{\partial f_K(\mathbf{x})}{\partial x_n} \end{pmatrix} \quad (\text{B66})$$

Recall from the prior discussion on the second type of function, that we have obtained the block encoding of  $\frac{1}{P} \text{diag}\left(\frac{\partial f_1(\mathbf{x})}{\partial x_1}, \frac{\partial f_1(\mathbf{x})}{\partial x_1}, \dots, \frac{\partial f_1(\mathbf{x})}{\partial x_n}\right)$  (Equation B51). Additionally, we also obtained the block encoding of  $(\mathbf{a}_i^T \mathbf{x} + b_i) \otimes \mathbb{I}_n$  for all  $i$ . Then it is straightforward to use Lemma 5 to first construct the block encoding of  $\prod_{i=2}^K (\mathbf{a}_i^T \mathbf{x} + b_i) \otimes \mathbb{I}_n = \left(\prod_{i=2}^K (\mathbf{a}_i^T \mathbf{x} + b_i)\right) \otimes \mathbb{I}_n$ . Next, using the same Lemma to construct the block encoding of  $\frac{1}{P} \text{diag}\left(\frac{\partial f_1(\mathbf{x})}{\partial x_1}, \frac{\partial f_1(\mathbf{x})}{\partial x_1}, \dots, \frac{\partial f_1(\mathbf{x})}{\partial x_n}\right) \cdot \left(\prod_{i=2}^K \mathbf{a}_i^T \mathbf{x} + b_i\right) \otimes \mathbb{I}_n$ , which is:

$$\frac{1}{P} \begin{pmatrix} \frac{\partial f_1(\mathbf{x})}{\partial x_1} \prod_{i=2}^K f_i(\mathbf{x}) & 0 & 0 & 0 \\ 0 & \frac{\partial f_1(\mathbf{x})}{\partial x_2} \prod_{i=2}^K f_i(\mathbf{x}) & 0 & 0 \\ 0 & 0 & \ddots & 0 \\ 0 & 0 & 0 & \frac{\partial f_1(\mathbf{x})}{\partial x_n} \prod_{i=2}^K f_i(\mathbf{x}) \end{pmatrix} \quad (\text{B67})$$

By repeating the same procedure, we can construct the block encoding of remaining operators within the gradient:

$$\frac{1}{P} \begin{pmatrix} f_1(\mathbf{x}) \frac{\partial f_2(\mathbf{x})}{\partial x_1} \prod_{i=3}^K f_i(\mathbf{x}) & 0 & 0 & 0 \\ 0 & f_1(\mathbf{x}) \frac{\partial f_2(\mathbf{x})}{\partial x_2} \prod_{i=3}^K f_i(\mathbf{x}) & 0 & 0 \\ 0 & 0 & \ddots & 0 \\ 0 & 0 & 0 & f_1(\mathbf{x}) \frac{\partial f_2(\mathbf{x})}{\partial x_n} \prod_{i=3}^K f_i(\mathbf{x}) \end{pmatrix} \quad (\text{B68})$$

$$\frac{1}{P} \begin{pmatrix} f_1(\mathbf{x}) f_2(\mathbf{x}) \frac{\partial f_3(\mathbf{x})}{\partial x_1} \prod_{i=4}^K f_i(\mathbf{x}) & 0 & 0 & 0 \\ 0 & f_1(\mathbf{x}) f_2(\mathbf{x}) \frac{\partial f_3(\mathbf{x})}{\partial x_2} \prod_{i=4}^K f_i(\mathbf{x}) & 0 & 0 \\ 0 & 0 & \ddots & 0 \\ 0 & 0 & 0 & f_1(\mathbf{x}) f_2(\mathbf{x}) \frac{\partial f_3(\mathbf{x})}{\partial x_n} \prod_{i=4}^K f_i(\mathbf{x}) \end{pmatrix} \quad (\text{B69})$$

$$\vdots \quad (\text{B70})$$

$$\frac{1}{P} \begin{pmatrix} \prod_{i=1}^{K-1} f_i(\mathbf{x}) \frac{\partial f_K(\mathbf{x})}{\partial x_1} & 0 & 0 & 0 \\ 0 & \prod_{i=1}^{K-1} f_i(\mathbf{x}) \frac{\partial f_K(\mathbf{x})}{\partial x_2} & 0 & 0 \\ 0 & 0 & \ddots & 0 \\ 0 & 0 & 0 & \prod_{i=1}^{K-1} f_i(\mathbf{x}) \frac{\partial f_K(\mathbf{x})}{\partial x_n} \end{pmatrix} \quad (\text{B71})$$

Then we can use Lemma 8 to construct the block encoding of their summation, which is exactly  $\frac{1}{KP} \text{diag}(\nabla f(\mathbf{x}))$ . Another use of Lemma 8 yields the block encoding of  $\frac{1}{2} \left( \mathbf{X} - \frac{1}{KP} \text{diag}(\nabla f(\mathbf{x})) \right)$ , and Lemma 10 can be used to remove the factor  $1/2$ . So we can begin at some block encoding of  $\mathbf{X}_0 = \text{diag}(\mathbf{x}_0)$ , then construct the block encoding of  $\mathbf{X}_1 = \text{diag}(\mathbf{x}_1), \mathbf{X}_2 = \text{diag}(\mathbf{x}_2), \dots, \mathbf{X}_T = \text{diag}(\mathbf{x}_T)$ .

To analyze the complexity, we recall that if we use the first version of Lemma 2 to construct the block encoding of  $(\mathbf{a}_i^T \mathbf{x}_t + b_i) \otimes \mathbb{I}_n$  at  $t$ -th time step, then it takes  $\mathcal{O}(s_i)$  use of block encoding of  $\text{diag}(\mathbf{x}_t)$ , and of  $\text{diag}(\mathbf{a}_i)$  to construct the block encoding of  $(\mathbf{a}_i^T \mathbf{x} + b_i) \otimes \mathbb{I}_n$ . So the complexity is  $\mathcal{O}(s_i(T(\mathbf{X}_t) + T(a_i) + \log n))$ , where we remind that  $T(a_i) + \log n$  is the complexity of obtaining the block ending of  $\text{diag}(\mathbf{a}_i)$ . The next step is to raise  $(\mathbf{a}_i^T \mathbf{x} + b_i) \otimes \mathbb{I}_n \rightarrow (\mathbf{a}_i^T \mathbf{x} + b_i)^{i-1} \otimes \mathbb{I}_n$ , so the complexity increases as  $\mathcal{O}(s_i i(T(\mathbf{X}_t) + T(a_i) + \log n))$ . The next step is to take one block encoding of  $\text{diag}(\mathbf{a}_i)$ , and construct the block encoding of  $\frac{1}{P} \text{diag}(\mathbf{a}_i) \cdot \text{diag}(\mathbf{a}_i^T \mathbf{x} + b_i)^{i-1} = \frac{1}{P} \text{diag}(\nabla f_i(\mathbf{x}_T))$ . The complexity at this point is:

$$\mathcal{O}(s_i i(T(\mathbf{X}_t) + T(a_i) + \log n)) \quad (\text{B72})$$

The next step is to construct the block encoding of (those operators in Eqn. B67 and Eqn.B71:

$$\text{diag} \frac{1}{P} \left( \prod_{j=1}^{i-1} (\mathbf{a}_j^T \mathbf{x}_t + b_j) \nabla f_i(\mathbf{x}_t) \prod_{j=i+1}^K (\mathbf{a}_j^T \mathbf{x}_t + b_j) \right) \quad (\text{B73})$$

which takes  $i-1$  block encodings of  $(\mathbf{a}_j^T \mathbf{x}_t + b_j) \otimes \mathbb{I}_n$  for  $j = 1, 2, \dots, i-1, i+1, \dots, K$ . We remind that the complexity for producing a block encoding of  $(\mathbf{a}_j^T \mathbf{x}_t + b_j) \otimes \mathbb{I}_n$  for any  $j$  is  $\mathcal{O}(s_j(T(\mathbf{X}_t) + T(a_i) + \log n))$ . So the total complexity is for producing the block encoding of the above operator is:

$$\mathcal{O}(s_i i(T(\mathbf{X}_t) + T(a_i) + \log n) + \sum_j s_j(T(\mathbf{X}_t) + T(a_i) + \log n)) \quad (\text{B74})$$

The last step is to construct the block encoding of:

$$\frac{1}{K} \sum_{i=1}^K \text{diag} \frac{1}{P} \left( \prod_{j=1}^{i-1} (\mathbf{a}_j^T \mathbf{x}_t + b_j) \nabla f_i(\mathbf{x}_t) \prod_{j=i+1}^K (\mathbf{a}_j^T \mathbf{x}_t + b_j) \right) = \frac{1}{KP} \text{diag}(\nabla f(\mathbf{x}_T)) \quad (\text{B75})$$

So it inflates the total complexity as:

$$\mathcal{O}\left(\sum_{i=1}^K s_i i (T(\mathbf{X}_t) + T(a_i) + \log n) + \sum_{j \neq i}^K s_j (T(\mathbf{X}_t) + T(a_i) + \log n)\right) \quad (\text{B76})$$

$$= \mathcal{O}\left(SK^2(T(\mathbf{X}_t) + T_U + \log n)\right) \quad (\text{B77})$$

where again we remind that we have defined  $S = \max_i \{s_i\}$ ,  $T_a = \max_i \{T(a_i)\}$ . Using similar induction procedure as previous case, we arrive at the final complexity:

$$\mathcal{O}\left(S^T K^{2T} (T_a + \log n)\right) \quad (\text{B78})$$

If instead of  $a_i$ , we have the unitary  $U(\sqrt{a_i})$  that generates the entries  $(\sqrt{a_i})$ , then the second of Lemma 2 is enabled. Then it takes only  $\mathcal{O}(1)$  block encoding of  $\mathbf{X}_t = \text{diag}(\mathbf{x}_t)$  and unitary  $U(\sqrt{a_i})$  to construct the block encoding of  $(\mathbf{a}_i^T \mathbf{x} + b_i) \otimes \mathbb{I}_n$ , so the complexity is  $\mathcal{O}(T(\mathbf{X}_t) + T(\sqrt{a_i}))$ . Repeat the same deduction and induction as above, we reach the final complexity in this setting:

$$\mathcal{O}\left(K^{2T} (T_u + \log n)\right) \quad (\text{B79})$$

where  $T_u = \max_i \{T(\sqrt{a_i})\}$ .

**Initial condition.** We remark that this issue has been worked out in [71], and we directly quote their procedure here (with some change of notation). At  $t$ -th step, suppose that we have the block encoding of  $\text{diag}(\mathbf{x}_t)$ . We need that the operator norm of  $\text{diag}(\mathbf{x}_t)$  less than  $1/2$  for all  $t$ , which means that  $|\mathbf{x}_t|_\infty \leq 1/2$  where  $|\cdot|_\infty$  is the maximum entry (in magnitude) of  $\mathbf{x}_t$ . As  $\mathbf{x}_t = \mathbf{x}_{t-1} - \eta \nabla f(\mathbf{x}_{t-1})$ , we have that  $|\mathbf{x}_t|_\infty \leq |\mathbf{x}_{t-1}|_\infty + \eta |\nabla f(\mathbf{x}_{t-1})|_\infty \leq |\mathbf{x}_{t-1}|_\infty + \eta P$ . By induction, we have that for a total of  $T$  iteration steps  $|\mathbf{x}_T|_\infty \leq |\mathbf{x}_0|_\infty + \eta PT$ . We want  $|\mathbf{x}_0|_\infty \leq 1/2$ , so the first condition we need is:  $\eta PT \leq 1/2$ , or  $\eta \leq \frac{1}{2PT}$ . The second condition we need is  $|\mathbf{x}_T|_\infty \leq 1/2$  so  $|\mathbf{x}_0|_\infty + \eta PT \leq 1/2$ , so we need  $|\mathbf{x}_0|_\infty \leq 1/2 - \eta PT$ . To achieve such a condition, first we need  $1/2 - \eta PT > 0$ , which is possible by choosing  $\eta$  sufficiently small, e.g.,  $\eta \leq \frac{1}{2PT}$ . Next, we note that we can encode the density matrix  $\mathbb{I}_M/M$  for arbitrary dimension  $M$ . For example, one can prepare the  $2 \log M$ -qubit state  $\sum_{i=1}^M \frac{1}{\sqrt{M}} |i-1\rangle |i-1\rangle$  and trace out the second register. The resultant density matrix can be block-encoded by Lemma 4. The operator norm  $|\mathbb{I}_M/M|$  is  $1/M$ . By setting:

$$\frac{1}{M} = \frac{1}{2} - \eta PT \quad (\text{B80})$$

and choose  $\text{diag}(\mathbf{x}_0) = \frac{\mathbb{I}}{M}$  then we condition  $|\mathbf{x}_0|_\infty \leq 1/2 - \eta PT$  is met, because the maximum entry of  $\mathbf{x}_0$  is also the operator norm of  $\text{diag}(\mathbf{x}_0)$ . In fact, we even have that  $\text{diag}(\mathbf{x}_0) = (\frac{1}{2} - \eta PT)\mathbb{I}$ .

Now we can analyze the lower bound for  $|\mathbf{x}_T|$  (note that this is  $l_2$  norm, which is different from  $|\cdot|_\infty$ ). As  $\mathbf{x}_t = \mathbf{x}_{t-1} - \eta \nabla f(\mathbf{x}_{t-1})$ , we have  $|\mathbf{x}_t| \geq \left| |\mathbf{x}_{t-1}| - \eta |\nabla f(\mathbf{x}_{t-1})| \right| \geq \left| |\mathbf{x}_{t-2}| - \eta |\nabla f(\mathbf{x}_{t-2})| - \eta |\nabla f(\mathbf{x}_{t-1})| \right|$ . For a total of  $T$  iterations, we have  $|\mathbf{x}_T| \geq \left| |\mathbf{x}_0| - \eta \sum_{t=0}^{T-1} |\nabla f(\mathbf{x}_t)| \right|$ . We have the following relation: for a  $n$ -dimensional vector  $\mathbf{x}$ ,  $|\mathbf{x}| \leq \sqrt{n} |\mathbf{x}|_\infty$ . So for all  $t$ , we have  $|\nabla f(\mathbf{x}_t)| \leq \sqrt{n} |\nabla f(\mathbf{x}_t)|_\infty = \sqrt{n} P$ . We also choose  $\text{diag}(\mathbf{x}_0) = (\frac{1}{2} - \eta PT)\mathbb{I}$ , which implies  $|\mathbf{x}_0| = \sqrt{n}(\frac{1}{2} - \eta PT)$ . Thus we have:

$$|\mathbf{x}_T| \geq \left| \sqrt{n}(\frac{1}{2} - \eta PT) - \eta \sqrt{n} PT \right| \quad (\text{B81})$$

$$= \left| \frac{1}{2} - 2\eta PT \right| \sqrt{n} \quad (\text{B82})$$

$$\geq \left| -\eta PT \right| \sqrt{n} \quad (\text{B83})$$

$$= \sqrt{n} \eta PT \quad (\text{B84})$$

**Obtaining Quantum State Corresponding to Solution.** Our gradient descent/quantum linear solving algorithm returns a block encoding of a diagonal operator  $\mathbf{X} = \text{diag}(\mathbf{x})$  (we abuse notation  $\mathbf{x}$  to denote the solution  $\mathbf{x}_T$



after  $T$  iterations) that contains the solution:

$$\mathbf{X} = \begin{pmatrix} x_1 & 0 & \cdots & 0 \\ 0 & x_2 & \cdots & 0 \\ 0 & 0 & \ddots & 0 \\ 0 & 0 & \cdots & x_n \end{pmatrix} \quad (\text{B85})$$

Denote  $U(\mathbf{X})$  as a unitary block encoding of  $\mathbf{X}$ . The question now is how to obtain  $|\mathbf{x}\rangle$  from the above unitary  $U(\mathbf{X})$ ? The answer is simple and comes from the definition 1. More concretely, from equation A1 and we choose  $|\phi\rangle = \frac{1}{\sqrt{n}} \sum_{i=1}^n |i-1\rangle$  then we have that:

$$U(\mathbf{X}) |\mathbf{0}\rangle |\phi\rangle = |\mathbf{0}\rangle \mathbf{X} |\phi\rangle + |\text{Garbage}\rangle \quad (\text{B86})$$

$$= |\mathbf{0}\rangle \left( \frac{1}{\sqrt{n}} \sum_{i=1}^n x_i |i-1\rangle \right) + |\text{Garbage}\rangle \quad (\text{B87})$$

If we measure the ancilla register and post-select on  $|\mathbf{0}\rangle$  then the probability of measuring  $|\mathbf{0}\rangle$  is:

$$p_{\mathbf{0}} = \frac{1}{n} \sum_{i=1}^n |x_i|^2 \quad (\text{B88})$$

which means that it depends a lot on the value of  $|x_i|^2$ . We have shown before that  $|\mathbf{x}| \geq \sqrt{n}\eta PT$ , thus  $p_{\mathbf{0}} \geq (\eta PT)^2$ . If we choose, for example,  $\eta = \frac{1}{4PT}$ , which is a valid choice because  $\eta < \frac{1}{2PT}$ , then  $p_{\mathbf{0}} \in \mathcal{O}(1)$ . Once we obtain the state  $|\mathbf{x}\rangle$  that corresponds to the solution, we can perform further measurements to obtain any expectation value  $\langle \mathbf{x} | M | \mathbf{x} \rangle$  (for some Hermitian matrix  $M$ ) associated with  $\mathbf{x}$ .

### Appendix C: Review of Prior Quantum Gradient Descent Algorithms

**The work in Ref. [70].** The work in [70] considers  $f : \mathbb{R}^n \rightarrow \mathbb{R}$  to be a homonogeneous polynomial of even degree  $2p$ , which admits the following tensor algebraic form:

$$f(\mathbf{x}) = \frac{1}{2} \langle \mathbf{x} |^{\otimes p} A | \mathbf{x} \rangle^{\otimes p} \quad (\text{C1})$$

where  $A$  is a matrix of size  $n^p \times n^p$  of bounded matrix norm  $|A| = \Gamma$ , with the following decomposition:

$$A = \sum_{\alpha=1}^K A_1^\alpha \otimes A_2^\alpha \cdots \otimes A_p^\alpha, \quad (\text{C2})$$

where  $K$  is some constant (not the same as  $K$  appeared in our main theorems 1,2, 3). Furthermore, they also assume that  $A$  is sparse (with sparsity  $s$ ) and that its entries can be accessed through an oracle. Furthermore, they imposed a spherical constraint, where, at any iteration step, the solution is normalized:  $\mathbf{x} \rightarrow |\mathbf{x}\rangle \equiv \mathbf{x}/|\mathbf{x}|$ . The above tensor structure of the objective function  $f$  allows the gradient to be conveniently written as:

$$\nabla f(\mathbf{x}) = D(|\mathbf{x}\rangle) |\mathbf{x}\rangle \quad (\text{C3})$$

where  $D(\mathbf{x})$  is an  $n \times n$  matrix:

$$D(\mathbf{x}) = \sum_{\alpha=1}^K \sum_{m=1}^p \left( \prod_{n=1, n \neq m}^p \langle \mathbf{x} | A_n^\alpha | \mathbf{x} \rangle \right) A_m^\alpha \quad (\text{C4})$$

$$= \text{Tr}_{1,2,\dots,p-1}(|\mathbf{x}\rangle \langle \mathbf{x}|^{\otimes(p-1)} \otimes \mathbb{I}) M_D \quad (\text{C5})$$

and

$$M_D = \sum_{\alpha=1}^K \sum_{m=1}^p \left( \bigotimes_{n=1, n \neq m}^p A_n^\alpha \right) \bigotimes A_m^\alpha. \quad (\text{C6})$$

While the algorithm of [70] is far more detailed and complicated, we capitulate their main idea and flow here. The operator  $M_D$  has the following property:

$$M_D = \sum_{j=1}^p Q_j A Q_j \quad (C7)$$

where  $Q_j$  is consisted mostly of SWAP operators that swap between two registers. Oracle access to  $A$  allows them to use the tool from quantum simulation [5, 6, 8] to simulate  $\exp(-iAt)$  for some  $t > 0$ , then they use the Lie-Suzuki-Trotter formula to approximate:

$$\exp(-iM_D t) \approx \prod_{j=1}^p Q_j \exp(-iAt) Q_j \quad (C8)$$

Then they use such exponentiation  $\exp(-iM_D T)$  combined with the method introduced [24] to achieve the approximation:

$$\text{Tr}_{1,2,\dots,p-1} \exp(-iM_D t) |\mathbf{x}\rangle \langle \mathbf{x}|^{\otimes p} \exp(-iM_D t) \approx \exp(-iD(|\mathbf{x}\rangle)t) |\mathbf{x}\rangle \langle \mathbf{x}| \exp(-iD(\mathbf{x})t) \quad (C9)$$

Finally, they use method of [52] to uses the above operation to approximately construct the state that is roughly as:

$$|0\rangle |\mathbf{x}\rangle + |1\rangle (\eta D(|\mathbf{x}\rangle) |\mathbf{x}\rangle) + |\text{Garbage}\rangle \quad (C10)$$

Then they transform the state  $|1\rangle$  into  $-|0\rangle + |\text{Remaining}\rangle$ , so the above state is transformed to:

$$|0\rangle |\mathbf{x}\rangle - |0\rangle (\eta D(|\mathbf{x}\rangle) |\mathbf{x}\rangle) - |\text{Remaining}\rangle + |\text{Garbage}\rangle \quad (C11)$$

$$= |0\rangle (|\mathbf{x}\rangle - \eta D(|\mathbf{x}\rangle) |\mathbf{x}\rangle) + |\text{Garbage}\rangle \quad (C12)$$

If  $|\mathbf{x}\rangle = |\mathbf{x}_t\rangle$  which is the solution at  $t$ -th step, then by measuring the ancilla and post-select the outcome being  $|0\rangle$ , the result in the main register is a quantum state corresponding to  $|\mathbf{x}_t\rangle - \eta D(|\mathbf{x}_t\rangle) |\mathbf{x}_t\rangle = \mathbf{x}_{t+1}$ , e.g.,  $|\mathbf{x}_{t+1}\rangle$ . The spherical constraint is naturally placed under the effect of measurement. For a gradient descent with  $T$  steps, the depth complexity for producing  $|x_T\rangle$  is

$$\mathcal{O}\left(\frac{p^{5T} \Gamma^{3T} s^T}{\epsilon^{4T}} \log n\right)$$

**The work in Ref. [71].** This work considers a function  $f(\mathbf{x})$  composed by sum of monomials:

$$f(\mathbf{x}) = \sum_{i=1}^K f_i(\mathbf{x}) = \sum_{i=1}^K a_i x_1^{i_1} x_2^{i_2} \dots x_n^{i_n} \quad (C13)$$

where  $i_1, i_2, \dots, i_n \in \mathbb{Z}$ . Extra assumptions include  $|f(\mathbf{x})| \leq 1$ ,  $|\nabla f(\mathbf{x})|_\infty \leq P$  for  $\mathbf{x} \in [-1/2, 1/2]^n$ . The gradient of the above function is:

$$\nabla f(\mathbf{x}) = \sum_{i=1}^K \nabla f_i(\mathbf{x}) = \begin{pmatrix} \sum_{i=1}^K a_i i_1 x_1^{i_1-1} x_2^{i_2} \dots x_n^{i_n} \\ \sum_{i=1}^K a_i i_2 x_1^{i_1} x_2^{i_2-1} \dots x_n^{i_n} \\ \vdots \\ \sum_{i=1}^K a_i i_n x_1^{i_1} x_2^{i_2} \dots x_n^{i_n-1} \end{pmatrix} \quad (C14)$$

The technique used in Ref [71] is somewhat similar to ours, as they also encode the classical variables  $\mathbf{x} \equiv (x_1, x_2, \dots, x_n)$  as a diagonal operator  $\text{diag}(\mathbf{x})$ . They also aimed to produce the diagonal operator proportional to  $\text{diag}(\nabla f(\mathbf{x}))$ . They do so by constantly applying Lemma 14 to construct  $x_j |k-1\rangle \langle k-1|$  for  $j, k = 1, 2, \dots, n$ , and manually construct the gradient based on the above equation. For instance, we consider the first entry, which is also the partial derivative of  $f_i$  with respect to  $x_1$ :

$$\frac{\partial f_i(\mathbf{x})}{\partial x_1} = a_i i_1 x_1^{i_1-1} x_2^{i_2} \dots x_n^{i_n} \quad (C15)$$

From the block encoding of  $\text{diag}(\mathbf{x})$ , Lemma 14 allows us to construct the block encoding of  $x_1 |0\rangle \langle 0|, x_2 |0\rangle \langle 0|, \dots, x_n |0\rangle \langle 0|$ . Then Lemma 5 can be used to construct the block encoding of  $x_1^{i_1-1} |0\rangle \langle 0|, x_2^{i_2} |0\rangle \langle 0|, \dots, x_n^{i_n} |0\rangle \langle 0|$ . Then Lemma 9 can be used to construct the block encoding of  $\frac{a_i}{P} i_1 x_1^{i_1-1} x_2^{i_2} \dots x_n^{i_n} |0\rangle \langle 0| = \frac{1}{P} \frac{\partial f_1(\mathbf{x})}{\partial x_1} |0\rangle \langle 0|$ . The same procedure can be used to construct the block encoding of  $\frac{1}{P} \frac{\partial f_1(\mathbf{x})}{\partial x_j} |j-1\rangle \langle j-1|$  for remaining  $j = 2, 3, \dots, n$ . Then by using Lemma 8, it is possible to construct the block encoding of an operator that is proportional to

$$\sum_{j=1}^n \frac{\partial f_1(\mathbf{x})}{\partial x_j} |j-1\rangle \langle j-1| = \text{diag}\left(\nabla f_1(\mathbf{x})\right)$$

The same procedure yields the block encoding of operators  $\sim \text{diag}\left(\nabla f_2(\mathbf{x})\right), \text{diag}\left(\nabla f_3(\mathbf{x})\right), \dots, \text{diag}\left(\nabla f_K(\mathbf{x})\right)$ , where  $\sim$  to refer to being proportional. Then Lemma 8 allows us to construct the block encoding of  $\sim \sum_{i=1}^K \text{diag}\left(\nabla f_i(\mathbf{x})\right) = \text{diag}\left(f(\mathbf{x})\right)$ . Then, Lemma 8 is used again to construct the block encoding of  $\sim \text{diag}(\mathbf{x}) - \text{diag}\left(f(\mathbf{x})\right)$ . Thus, if one begins at some block-encoded operator  $\text{diag}(\mathbf{x}_0)$ , then one can construct the block encoding of  $\sim \left(\text{diag}(\mathbf{x}_0) - \text{diag}\left(f(\mathbf{x}_0)\right)\right) = \text{diag}(\mathbf{x}_1)$ , and then  $\text{diag}\left(\text{diag}(\mathbf{x}_1) - \text{diag}\left(f(\mathbf{x}_1)\right)\right) = \text{diag}(\mathbf{x}_2)$ , and so on, until  $T$ -th iteration step, then one reach  $\sim \text{diag}(\mathbf{x}_T)$ .

Despite the fact the objective function  $f(\mathbf{x}) = \sum_{i=1}^K f_i(\mathbf{x}) = \sum_{i=1}^K a_i x_1^{i_1} x_2^{i_2} \dots x_n^{i_n}$  considered in Ref. [71] is very general, the algorithm described above is also efficient when for each  $f_i(\mathbf{x}) = a_i x_1^{i_1} x_2^{i_2} \dots x_n^{i_n}$ , many of the values among  $\{i_1, i_2, \dots, i_n\}$  are zero, and  $K$  needs to be small. More specifically, for each  $f_i(\mathbf{x})$ , let  $v_i$  denotes the number of variables of  $f_i(\mathbf{x})$  (having power  $> 0$ ),  $d_i$  denotes the total degree of  $f_i(\mathbf{x})$ . Let  $v = \max\{v_i\}_{i=1}^K$  and  $d = \max\{d_i\}_{i=1}^K$ . Then as worked out in [71], the total complexity is

$$\mathcal{O}\left(\log(n)(K^2 d v^2)^T\right)$$

To demonstrate the limitation of the above algorithm, we revisit the problem of building a support vector machine from Section. G. The loss function that we want to minimize is:

$$L = \frac{1}{2} \sum_{i=1}^n w_i^2 + C \sum_{s=1}^M \max\left(0, 1 - y(s) \left(\sum_{i=1}^n w_i \mathbf{x}(s)_i + b\right)\right) \quad (\text{C16})$$

which contains  $K = n$  sum of monomial  $w_i^2$ . Thus, the algorithm has polynomial scaling in dimension  $n$ . The same issue exists for performing least-square data fitting and training neural network. So the method proposed in Ref. [71] is not useful for these practical problems. At the same, as we have shown throughout the work, our proposal can handle these scenarios, thus proving to be better than [71], even though there is certain overlap in terms of technique.

#### Appendix D: More Details for Solving Linear System

In quantum setting, instead of exactly acquiring the solution, the goal is to output a quantum state  $|\mathbf{x}\rangle$  that corresponds to the solution  $\mathbf{x}$  of the above linear system. Within the oracle/black box model, as mentioned in [58], one has an efficient procedure that computes the entries of  $A$ , as well as an efficient means to prepare the quantum state  $|\mathbf{b}\rangle \equiv \mathbf{b}$ . Given these conditions, roughly speaking, the authors of [58] leveraged the Hamiltonian simulation techniques provided in [5–7] to perform the exponentiation  $\exp(-iAt)$ , then combined with quantum phase estimation [18, 113] and controlled phase rotations to invert the phase register that stores the eigenvalues of  $A$ , thus achieving matrix inversion. The result of [58] is a quantum state  $|\mathbf{x}\rangle$  corresponding to the solution of the linear equation above. Thus, as mentioned in Ref. [58], the quantum linear solver will be most useful if instead of knowing exactly the solution, one needs to estimate certain quantities associated with the solution, for example  $\langle x|M|x\rangle$  where  $M$  is one observable. The HHL algorithm described above has motivated many subsequent constructions that achieve improvement in certain aspects. For example, Ref. [22] introduced an exponentially improved quantum linear solver with respect to error tolerance, Ref. [114] introduced a different model to solve dense linear systems with quadratic speed-up compared to Ref. [58] (and also the best known classical solution), Ref. [115] provided an enhanced quantum linear solver incorporating preconditioning technique that expands the reach of original quantum linear solver [58], that could deal systems with high conditional number. Furthermore, a series of works [116–119] provided an alternatively physically inspired route to solve linear systems, for example, adiabatic process, variational approach, etc. More

on the application side, the authors in Ref. [59] showed how to extend the technique from the HHL algorithm to build a quantum support vector machine, which is a very famous machine learning algorithm. Nevertheless, all these aforementioned works are either heuristic (variational quantum linear solver) or assuming the oracle/black-box procedure, which severely limits their practical capability.

Recall that two functions are:

$$f(\mathbf{x}) = \frac{1}{2}|\mathbf{x}|^2 + |\mathbf{Ax} - \mathbf{b}|^2 \quad (\text{D1})$$

Remark that the above function can be equivalently written as:

$$f(\mathbf{x}) = \frac{1}{2}|\mathbf{x}|^2 + (\mathbf{Ax} - \mathbf{b})^T(\mathbf{Ax} - \mathbf{b}) \quad (\text{D2})$$

$$= \frac{1}{2}|\mathbf{x}|^2 + |\mathbf{Ax}|^2 + |\mathbf{b}|^2 - 2\mathbf{b}^T \mathbf{Ax} \quad (\text{D3})$$

Let

$$A = \begin{pmatrix} A_{11} & A_{12} & \cdots & A_{1n} \\ A_{21} & A_{22} & \cdots & A_{2n} \\ \vdots & \vdots & \ddots & \vdots \\ A_{n1} & A_{n2} & \cdots & A_{nn} \end{pmatrix}, \mathbf{x} = \begin{pmatrix} x_1 \\ x_2 \\ \vdots \\ x_n \end{pmatrix}, \mathbf{b} = \begin{pmatrix} b_1 \\ b_2 \\ \vdots \\ b_n \end{pmatrix} \quad (\text{D4})$$

So we have that:

$$\mathbf{Ax} = \begin{pmatrix} \sum_{i=1}^n A_{1i}x_i \\ \sum_{i=1}^n A_{2i}x_i \\ \vdots \\ \sum_{i=1}^n A_{ni}x_i \end{pmatrix} \longrightarrow |\mathbf{Ax}|^2 = \left(\sum_{i=1}^n A_{1i}x_i\right)^2 + \left(\sum_{i=1}^n A_{2i}x_i\right)^2 + \cdots + \left(\sum_{i=1}^n A_{ni}x_i\right)^2 \quad (\text{D5})$$

Similarly:

$$\mathbf{b}^T \mathbf{Ax} = \sum_{i=1}^n b_i \sum_{j=1}^n A_{ij}x_j = \left(\sum_{i=1}^n b_i A_{i1}\right)x_1 + \left(\sum_{i=1}^n b_i A_{i2}\right)x_2 + \cdots + \left(\sum_{i=1}^n b_i A_{in}\right)x_n \quad (\text{D6})$$

$$|\mathbf{b}|^2 = \sum_{i=1}^n b_i^2 \quad (\text{D7})$$

Therefore, the function  $f(\mathbf{x})$  is:

$$f(\mathbf{x}) = \frac{1}{2} \sum_{i=1}^n x_i^2 + \left(\sum_{i=1}^n A_{1i}x_i\right)^2 + \left(\sum_{i=1}^n A_{2i}x_i\right)^2 + \cdots + \left(\sum_{i=1}^n A_{ni}x_i\right)^2 \quad (\text{D8})$$

$$+ \left(\sum_{i=1}^n b_i A_{i1}\right)x_1 + \left(\sum_{i=1}^n b_i A_{i2}\right)x_2 + \cdots + \left(\sum_{i=1}^n b_i A_{in}\right)x_n + \sum_{i=1}^n b_i^2 \quad (\text{D9})$$

If all the coefficients  $\{a_{ij}\}_{i,j=1}^n$  and  $\{b_i\}_{i=1}^n$  are classically known then the above equation fits perfectly to the context of Theorem 1 and 2. Thus, we can apply our quantum gradient descent algorithm to solve the linear equation. An important aspect worth discussing is, in the context of Theorem 2, what should be the value of  $S$  and  $K$  for the above equation? If  $A$  is dense, the apparently  $S = n$  and  $K = n$ , and the quantum gradient descent will have running time being polynomial in  $n$ , which is not efficient. However, if  $A$  is sparse, for example, each row of  $A$  has at most  $s$  non-zero entries, then for  $i = 1, 2, \dots, n$  the row vector  $(A_{i1}, A_{i2}, \dots, A_{in})$  has sparsity  $s$ , which means that  $S$  in Theorem 2 is equal to  $s$ . However, as there is the summation

$$\left(\sum_{i=1}^n A_{1i}x_i\right)^2 + \left(\sum_{i=1}^n A_{2i}x_i\right)^2 + \cdots + \left(\sum_{i=1}^n A_{ni}x_i\right)^2$$

The value of  $K$  is equal to  $n$ , which still leads to polynomial scaling. In order to achieve more efficient scaling, we need many of composing terms in the above summation to be zero, which means that the matrix  $A$  needs to have

many of its rows to contain zero entries only, and all the remaining rows contain at most  $s$  non-zero entries each. This is similar to many existing contexts, including [22, 52, 58, 115] where the efficient quantum algorithm is only possible for highly sparse matrices. The quite intriguing aspect of our quantum gradient descent applied to linear system solving is that, the complexity does not depend on conditional number of the matrix, which implies the ability to deal with more type of linear systems (see [115] for detailed discussion on linear systems with large conditional number). At the same time, our gradient descent-based linear solver has an exponential scaling on the iteration times  $T$ . We attribute it as a trade-off for the independence of running time with respect to conditional number. Furthermore, it could be guaranteed that the solution to the linear system is corrected if the above function  $f(\mathbf{x})$  defined in Eqn. D9 is (strongly) convex, which means that the local minima are also global minima and  $T = \mathcal{O}(\log \frac{1}{\epsilon})$  is sufficient to reach the desired minima.

### Appendix E: Details for Least-Square Data Fitting

Recall that the objective is minimizing:

$$E = |\mathbf{F}\lambda - \mathbf{y}|^2 \quad (\text{E1})$$

As worked out in [52], the closed form solution to the above problem is based on Moore-Penrose pseudoinverse, i.e.

$$\lambda = (\mathbf{F}^\dagger \mathbf{F})^{-1} \mathbf{F}^\dagger \mathbf{y} \quad (\text{E2})$$

Thus, in order to obtain the optimal fit parameters, one needs to be able to perform matrix inversion and multiplication. Quantum data fitting algorithm [52] was proposed as an adaptation of the quantum linear solving algorithm. Similar to linear system setting [58], a very crucial assumption made in [52] is the oracle/black-box access to entries of  $\mathbf{F}$ . Given such a tool, instead of inverting a matrix, the algorithm in [52] adjusted a technical step from the original HHL algorithm, e.g., from phase inversion to phase multiplication, to perform multiplication of the given matrix to desired vector  $\mathbf{y}$ . Thereby, the complexity of data fitting algorithm [52] is essentially similar to matrix inversion one.

Given the above discussion, it is reasonable to expect that our method can also be applied to the data fitting problem in [52]. Indeed, the formalism of the data-fitting problem can naturally lead to an optimization problem, which could be solved by the gradient descent method. The equation 7 is exactly what we got in the linear solving context (Equation ??), thus, the quantum gradient descent developed in this work could be extended simply to deal with data fitting problem as well, extending the scope of its capability, meanwhile not involving the oracle/black-box access requirement.

Recall that in the main text, we indicated that we want to fit the following function:

$$f(x, \lambda) = \lambda_1 x + \lambda_2 x^2 + \dots + \lambda_n x^n \quad (\text{E3})$$

Without loss of generality, assume that  $n$  is some power of 2. In the context of Theorem 2, if we desire a more efficient running time, then we need to be able to use the second version of Lemma 2, which means that we need an efficient means to prepare some state that contains  $(\sqrt{x}, \sqrt{x^2}, \dots, \sqrt{x^n})$  in its first  $n$  entries. For brevity, we define  $z = \sqrt{x}$ . We observe the following examples:

$$|00\rangle + z|01\rangle + z^2|10\rangle + z^3|11\rangle = \left(|0\rangle + z^2|1\rangle\right) \otimes \left(|0\rangle + z|1\rangle\right) \quad (\text{E4})$$

$$|000\rangle + z|001\rangle + z^2|010\rangle + z^3|011\rangle + z^4|100\rangle + z^5|101\rangle + z^6|110\rangle + z^7|111\rangle = \left(|0\rangle + z^4|1\rangle\right) \otimes \left(|0\rangle + z^2|1\rangle\right) \otimes \left(|0\rangle + z|1\rangle\right) \quad (\text{E5})$$

More generally, we have (in digital convention):

$$\sum_{i=0}^{n-1} z^i |i\rangle = \left(|0\rangle + z^{n/2}|1\rangle\right) \otimes \left(|0\rangle + z^{n/4}|1\rangle\right) \otimes \left(|0\rangle + z^{n/8}|1\rangle\right) \otimes \dots \otimes \left(|0\rangle + z|1\rangle\right) \quad (\text{E6})$$

$$\rightarrow \sum_{i=0}^{n-1} z^{i+1} |i\rangle = \left(|0\rangle + z^{n/2}|1\rangle\right) \otimes \left(|0\rangle + z^{n/4}|1\rangle\right) \otimes \left(|0\rangle + z^{n/8}|1\rangle\right) \otimes \dots \otimes \left(z|0\rangle + z^2|1\rangle\right) \quad (\text{E7})$$

We begin with  $\log(M)$  qubits initialized in  $|0\rangle^{\otimes \log(n)}$ . Then for the  $k$ -th qubit, we use single qubit rotation gate and rotate  $k$ -th qubit according to the angle:

$$|0\rangle \rightarrow \frac{1}{\sqrt{1 + z^{2n/2^k}}} \left(|0\rangle + z^{M/2^k} |1\rangle\right) \quad (\text{E8})$$

and for the last qubit, we rotate as:

$$|0\rangle \longrightarrow \frac{1}{\sqrt{z^2 + z^4}} \left( z|0\rangle + z^2|1\rangle \right) \quad (\text{E9})$$

Then with a circuit of depth  $\mathcal{O}(1)$ , we obtain the desired state:

$$C \left( |0\rangle + z^{n/2} |1\rangle \right) \otimes \left( |0\rangle + z^{n/4} |1\rangle \right) \otimes \left( |0\rangle + z^{n/8} |1\rangle \right) \otimes \cdots \otimes \left( z|0\rangle + z^2|1\rangle \right) \quad (\text{E10})$$

where the normalization factor:

$$C = \prod_{k=1}^{\log(n)-1} \frac{1}{\sqrt{z^2 + z^4}} \frac{1}{\sqrt{z^2 + z^4}} \quad (\text{E11})$$

So the algorithm of Theorem 2 can be applied in a straightforward manner.

## Appendix F: Details for Support Vector Machine

Recall that the objective of linear SVM is to find an optimal hyperplane that maximizes the margin while minimizing classification errors. The primal form of the support vector machine optimization with hinge loss is:

$$L = \frac{1}{2} |\mathbf{w}|^2 + C \sum_{s=1}^M \max \left( 0, 1 - y(s) (\mathbf{w}^T \mathbf{x}(s) + b) \right) \quad (\text{F1})$$

where  $\mathbf{w} \equiv (w_1, w_2, \dots, w_n) \in \mathbb{R}^n$  is the weight vector,  $b$  is the bias term,  $C$  is regularization parameter. The objective is to find  $\mathbf{w}, b$  such that the above quantity  $L$  is minimized. It is straightforward to show that:

$$L = \frac{1}{2} \sum_{i=1}^n w_i^2 + C \sum_{s=1}^M \max \left( 0, 1 - y(s) \left( \sum_{i=1}^n w_i \mathbf{x}(s)_i + b \right) \right) \quad (\text{F2})$$

We remark that the contribution of the term  $C \sum_{s=1}^M \max \left( 0, 1 - y(s) \left( \sum_{i=1}^n w_i \mathbf{x}(s)_i + b \right) \right)$  is only non-zero if:

$$y(s) \left( \sum_{i=1}^n w_i \mathbf{x}(s)_i + b \right) < 1 \quad (\text{F3})$$

corresponding to those points that lie within the margin, or misclassified. Therefore, the loss function  $L$  is essentially equal to:

$$L = \frac{1}{2} \sum_{i=1}^n w_i^2 + C \sum_{s=1}^N \left( 1 - y(s) \left( \sum_{i=1}^n w_i \mathbf{x}(s)_i + b \right) \right) \quad (\text{F4})$$

$$= \frac{1}{2} \sum_{i=1}^n w_i^2 + \sum_{i=1}^n \left( \sum_{s=1}^N -y(s) x(s)_i \right) w_i + CbN + CN \quad (\text{F5})$$

where  $N$  is the number of points lying within the margin. This form of function fits exactly to the context of Theorem 1, therefore, the quantum gradient descent algorithm for the first type of polynomial can work.

## Appendix G: Details for Supervised Cluster Assignment

Recall that we are trying to find:

$$\min_{\vec{c}} \frac{1}{M} \sum_{i=1}^M |\vec{c} - \vec{r}_i|^2 \quad (\text{G1})$$

To prove this that the vector  $\vec{c}$  that minimizes the above function is indeed the centroid, let  $\vec{c} \equiv (c_1, c_2, \dots, c_n)^T$ ,  $\vec{r}_i \equiv (r_{i,1}, r_{i,2}, \dots, r_{i,n})^T$  be the coordinates. We have that:

$$|\vec{c} - \vec{r}_i|^2 = \sum_{j=1}^n |c_j - r_{i,j}|^2 \quad (\text{G2})$$

$$\longrightarrow \sum_{i=1}^M |\vec{c} - \vec{r}_i|^2 = \sum_{i=1}^M \sum_{j=1}^n |c_j - r_{i,j}|^2 = \sum_{j=1}^n \sum_{i=1}^M |c_j - r_{i,j}|^2 \quad (\text{G3})$$

We have the following basic inequality:

$$M \sum_{i=1}^M |c_j - r_{i,j}|^2 \geq \left| \sum_{i=1}^M (c_j - r_{i,j}) \right|^2 \geq 0 \quad (\text{G4})$$

By dividing both sides of the above equation to  $M^2$ , we obtain  $\frac{1}{M} \sum_{i=1}^M |c_j - r_{i,j}|^2 \geq 0$ , thus implying  $\frac{1}{M} \sum_{j=1}^n \sum_{i=1}^M |c_j - r_{i,j}|^2 \geq 0$ . The equality occurs if and only if, for all  $j = 1, 2, \dots, n$ :

$$\sum_{i=1}^M (c_j - r_{i,j}) = 0 \quad (\text{G5})$$

$$\longrightarrow M c_j - \sum_{i=1}^M r_{i,j} = 0 \quad (\text{G6})$$

$$\longrightarrow c_j = \frac{\sum_{i=1}^M r_{i,j}}{M} \quad (\text{G7})$$

Recall that  $\vec{c} \equiv (c_1, c_2, \dots, c_n)^T$  and  $\vec{r}_i \equiv (r_{i,1}, r_{i,2}, \dots, r_{i,n})^T$ , so we have:

$$\vec{c} = \frac{1}{M} \sum_{i=1}^M \vec{r}_i \quad (\text{G8})$$

For the cost function, we have the following:

$$\frac{1}{M} \sum_{i=1}^M |\vec{c} - \vec{r}_i|^2 = \frac{1}{M} \sum_{i=1}^M \sum_{j=1}^n (c_j - r_{i,j})^2 \quad (\text{G9})$$

$$= \frac{1}{M} \sum_{i=1}^M \sum_{j=1}^n (c_j^2 - 2c_j r_{i,j} + r_{i,j}^2) \quad (\text{G10})$$

$$= \frac{1}{M} \sum_{i=1}^M \left( \sum_{j=1}^n c_j^2 - \sum_{j=1}^n 2c_j r_{i,j} + \sum_{j=1}^n r_{i,j}^2 \right) \quad (\text{G11})$$

$$= \sum_{j=1}^n c_j^2 - \sum_{j=1}^n 2c_j \left( \frac{\sum_{i=1}^M r_{i,j}}{M} \right) + \frac{1}{M} \sum_{i=1}^M \sum_{j=1}^n r_{i,j}^2 \quad (\text{G12})$$

This cost function apparently belongs to the first type, 1, thus can be solved by our quantum gradient descent method.

## Appendix H: Details For Neural Networks

This appendix is devoted to show that the loss function for the training neural network is similar to the form we consider in the main text, Thm. 1 and Thm. 2. We shall examine two different types of neural network. The first type is wide and shallow, and the second type is deep but narrow.

### Wide and Shallow Network:

For a neural network which is wide and shallow, it means that the number of hidden layers is small and the number

of nodes in each layer is very high. For concreteness, we consider only 1 hidden layer that has  $m$  nodes. From the input layer  $\mathbf{x} = (x_1, x_2, \dots, x_n)$ , we have the following transformation at the first layer:

$$\begin{pmatrix} x_1 \\ x_2 \\ \vdots \\ x_n \end{pmatrix} \rightarrow \begin{pmatrix} \sigma\left((\mathbf{w}_1^{(0)})^T \mathbf{x} + b_1^{(0)}\right) \\ \sigma\left((\mathbf{w}_2^{(0)})^T \mathbf{x} + b_2^{(0)}\right) \\ \vdots \\ \sigma\left((\mathbf{w}_m^{(0)})^T \mathbf{x} + b_m^{(0)}\right) \end{pmatrix} \equiv \begin{pmatrix} a_1^{(1)} \\ a_2^{(1)} \\ \vdots \\ a_m^{(1)} \end{pmatrix} \quad (\text{H1})$$

After that first layer, there is another round of matrix application, resulting in the output layer as:

$$\tilde{y} = \sigma\left(w_1^{(1)} a_1^{(1)} + w_2^{(1)} a_2^{(1)} + \dots + w_m^{(1)} a_m^{(1)}\right) \quad (\text{H2})$$

$$= \sigma\left(w_1^{(1)} \sigma\left((\mathbf{w}_1^{(0)})^T \mathbf{x} + b_1^{(0)}\right) + w_2^{(1)} \sigma\left((\mathbf{w}_2^{(0)})^T \mathbf{x} + b_2^{(0)}\right) + \dots + w_m^{(1)} \sigma\left((\mathbf{w}_m^{(0)})^T \mathbf{x} + b_m^{(0)}\right)\right) \quad (\text{H3})$$

The loss function is:

$$L = \frac{1}{M} \sum_{s=1}^M (\tilde{y}(s) - y(s))^2 \quad (\text{H4})$$

$$= \frac{1}{M} \sum_{s=1}^M \tilde{y}^2(s) + \frac{1}{M} \sum_{s=1}^M y^2(s) - \frac{2}{M} \sum_{s=1}^M \tilde{y}(s)y(s) \quad (\text{H5})$$

The activation function  $\sigma$  we choose is  $\text{Relu}(x) = \max(0, x)$ . Since this function is not continuous on the interval  $[-1, 1]$ , we approximate it with a polynomial (see Figure 7):

$$f(x) = \frac{5}{8}x^2 + \frac{1}{2}x \quad (\text{H6})$$

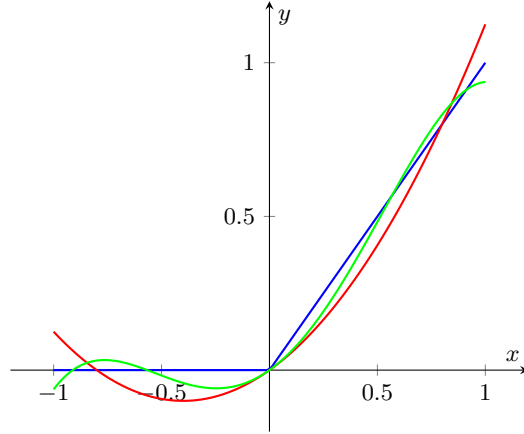


FIG. 7: Illustration of approximating ReLu function  $\max(0, x)$  (blue line) with polynomial function  $\frac{5}{8}x^2 + \frac{1}{2}x$  (red line) and  $\frac{-21}{32}x^4 + \frac{35}{32}x^2 + \frac{1}{2}x$  (green line).

So for a single instance  $s$ , we have:

$$\tilde{y}(s) = \frac{5}{8} \left( w_1^{(1)} \sigma\left((\mathbf{w}_1^{(0)})^T \mathbf{x} + b_1^{(0)}\right) + w_2^{(1)} \sigma\left((\mathbf{w}_2^{(0)})^T \mathbf{x} + b_2^{(0)}\right) + \dots + w_m^{(1)} \sigma\left((\mathbf{w}_m^{(0)})^T \mathbf{x} + b_m^{(0)}\right) \right)^2 + \quad (\text{H7})$$

$$\frac{1}{2} \left( w_1^{(1)} \sigma\left((\mathbf{w}_1^{(0)})^T \mathbf{x} + b_1^{(0)}\right) + w_2^{(1)} \sigma\left((\mathbf{w}_2^{(0)})^T \mathbf{x} + b_2^{(0)}\right) + \dots + w_m^{(1)} \sigma\left((\mathbf{w}_m^{(0)})^T \mathbf{x} + b_m^{(0)}\right) \right) \quad (\text{H8})$$

$$= \frac{5}{8} \left( \sum_{i,j=1}^m w_i^{(1)} w_j^{(1)} \sigma\left((\mathbf{w}_i^{(0)})^T \mathbf{x} + b_i^{(0)}\right) \sigma\left((\mathbf{w}_j^{(0)})^T \mathbf{x} + b_j^{(0)}\right) \right) + \quad (\text{H9})$$

$$\frac{1}{2} \left( \sum_{i=1}^m w_i^{(1)} \sigma\left((\mathbf{w}_i^{(0)})^T \mathbf{x} + b_i^{(0)}\right) \right) \quad (\text{H10})$$



which leads to:

$$\tilde{y}(s)^2 = \frac{25}{64} \left( \sum_{i,j=1}^m w_i^{(1)} w_j^{(1)} \sigma \left( (\mathbf{w}_i^{(0)})^T \mathbf{x} + b_i^{(0)} \right) \sigma \left( (\mathbf{w}_j^{(0)})^T \mathbf{x} + b_j^{(0)} \right) \right)^2 + \quad (\text{H11})$$

$$\frac{5}{8} \left( \sum_{i,j=1}^m w_i^{(1)} w_j^{(1)} \sigma \left( (\mathbf{w}_i^{(0)})^T \mathbf{x} + b_i^{(0)} \right) \sigma \left( (\mathbf{w}_j^{(0)})^T \mathbf{x} + b_j^{(0)} \right) \right) \left( \sum_{i=1}^m w_i^{(1)} \sigma \left( (\mathbf{w}_i^{(0)})^T \mathbf{x} + b_i^{(0)} \right) \right) + \quad (\text{H12})$$

$$\frac{1}{4} \left( \sum_{i=1}^m w_i^{(1)} \sigma \left( (\mathbf{w}_i^{(0)})^T \mathbf{x} + b_i^{(0)} \right) \right)^2 \quad (\text{H13})$$

By expanding further:

$$\sigma \left( (\mathbf{w}_i^{(0)})^T \mathbf{x} + b_i^{(0)} \right) = \frac{5}{8} \left( (\mathbf{w}_i^{(0)})^T \mathbf{x} + b_i^{(0)} \right)^2 + \frac{1}{2} \left( (\mathbf{w}_i^{(0)})^T \mathbf{x} + b_i^{(0)} \right) \quad (\text{H14})$$

we have:

$$\tilde{y}(s) = \frac{5}{8} \left( \sum_{i,j=1}^m w_i^{(1)} w_j^{(1)} \left( \frac{5}{8} \left( (\mathbf{w}_i^{(0)})^T \mathbf{x} + b_i^{(0)} \right)^2 + \frac{1}{2} \left( (\mathbf{w}_i^{(0)})^T \mathbf{x} + b_i^{(0)} \right) \right) \left( \frac{5}{8} \left( (\mathbf{w}_j^{(0)})^T \mathbf{x} + b_j^{(0)} \right)^2 + \frac{1}{2} \left( (\mathbf{w}_j^{(0)})^T \mathbf{x} + b_j^{(0)} \right) \right) \right) + \quad (\text{H15})$$

$$\frac{1}{2} \left( \sum_{i=1}^m w_i^{(1)} \frac{5}{8} \left( (\mathbf{w}_i^{(0)})^T \mathbf{x} + b_i^{(0)} \right)^2 + w_i^{(1)} \frac{1}{2} \left( (\mathbf{w}_i^{(0)})^T \mathbf{x} + b_i^{(0)} \right) \right) \quad (\text{H16})$$

While it seems cumbersome to expand the analytical expression further, we observe that the terms within the expansion above shares similar form to what we have considered in the main text, e.g., Thm. 2, Thm. 3:

$$(\mathbf{w}_i^{(0)})^T \mathbf{x} + b_i^{(0)} \xleftrightarrow{\text{correspondence}} \mathbf{a}_i^T \mathbf{x} + b_i \quad (\text{H17})$$

$$w_i^{(1)} w_j^{(1)} \left( (\mathbf{w}_i^{(0)})^T \mathbf{x} + b_i^{(0)} \right) \left( (\mathbf{w}_j^{(0)})^T \mathbf{x} + b_j^{(0)} \right)^2 \xleftrightarrow{\text{correspondence}} \prod_k \left( \mathbf{a}_k^T \mathbf{x} + b_k \right)^k \quad (\text{H18})$$

$$\frac{5}{8} \left( (\mathbf{w}_i^{(0)})^T \mathbf{x} + b_i^{(0)} \right)^2 + \frac{1}{2} \left( (\mathbf{w}_i^{(0)})^T \mathbf{x} + b_i^{(0)} \right) \xleftrightarrow{\text{correspondence}} \sum_k \left( \mathbf{a}_i^T \mathbf{x} + b_i \right)^k \quad (\text{H19})$$

Thus, in principle, our quantum gradient descent, e.g., theorem 2, 3 can be applied.

#### Deep and Narrow Network:

Here we examine a deep but narrow network, which is more or less a direct expansion from the above calculation. Suppose that we have  $p$  hidden layers and that each layer only has 2 nodes ( $p \gg 2$ ). Following the description in Algorithm 1 and Figure 6, from the input layer  $\mathbf{x} \equiv (x_1, x_2, \dots, x_n)$ , we have the transformation:

$$\begin{pmatrix} x_1 \\ x_2 \\ \vdots \\ x_n \end{pmatrix} \rightarrow \begin{pmatrix} \sigma(w_{1,1}^{(0)} x_1 + w_{1,2}^{(0)} x_2 + \dots + w_{1,n}^{(0)} x_n + b_1^{(0)}) \\ \sigma(w_{2,1}^{(0)} x_1 + w_{2,2}^{(0)} x_2 + \dots + w_{2,n}^{(0)} x_n + b_2^{(0)}) \end{pmatrix} \equiv \begin{pmatrix} a_1^{(1)} \\ a_2^{(1)} \end{pmatrix} \quad (\text{H20})$$

More concretely, we have the first entry:

$$a_1^{(1)} = \sigma(w_{1,1}^{(0)} x_1 + w_{1,2}^{(0)} x_2 + \dots + w_{1,n}^{(0)} x_n + b_1^{(0)}) = \sigma \left( (\mathbf{w}_1^{(0)})^T \mathbf{x} + b_1^{(0)} \right) \quad (\text{H21})$$

$$= \frac{5}{8} \left( (\mathbf{w}_1^{(0)})^T \mathbf{x} + b_1^{(0)} \right)^2 + \frac{1}{2} \left( \sum_{i=1}^n (\mathbf{w}_1^{(0)})^T \mathbf{x} + b_1^{(0)} \right) \quad (\text{H22})$$

Likewise, the second entry is:

$$a_2^{(2)} = \sigma(w_{2,1}^{(0)} x_1 + w_{2,2}^{(0)} x_2 + \dots + w_{2,n}^{(0)} x_n + b_2^{(0)}) = \frac{5}{8} \left( (\mathbf{w}_2^{(0)})^T \mathbf{x} + b_2^{(0)} \right)^2 + \frac{1}{2} \left( \sum_{i=1}^n (\mathbf{w}_2^{(0)})^T \mathbf{x} + b_2^{(0)} \right) \quad (\text{H23})$$

Then we have the transformation at the next, second layer:

$$\begin{pmatrix} a_1^{(1)} \\ a_2^{(1)} \end{pmatrix} \rightarrow \begin{pmatrix} \sigma(w_{1,1}^{(1)}a_1^{(1)} + w_{1,2}^{(1)}a_2^{(1)}) \\ \sigma(w_{2,1}^{(1)}a_1^{(1)} + w_{2,2}^{(1)}a_2^{(1)}) \end{pmatrix} \equiv \begin{pmatrix} a_1^{(2)} \\ a_2^{(2)} \end{pmatrix} \quad (\text{H24})$$

Again we expand:

$$a_1^{(2)} = \sigma(w_{1,1}^{(1)}a_1^{(1)} + w_{1,2}^{(1)}a_2^{(1)}) = \frac{5}{8}(w_{1,1}^{(1)}a_1^{(1)} + w_{1,2}^{(1)}a_2^{(1)})^2 + \frac{1}{2}(w_{1,1}^{(1)}a_1^{(1)} + w_{1,2}^{(1)}a_2^{(1)}) \quad (\text{H25})$$

$$= \frac{5}{8}((w_{1,1}^{(1)})^2(a_1^{(1)})^2 + (w_{1,2}^{(1)})^2(a_2^{(1)})^2 + 2w_{1,1}^{(1)}w_{1,2}^{(1)}a_1^{(1)}a_2^{(1)}) + \frac{1}{2}(w_{1,1}^{(1)}a_1^{(1)} + w_{1,2}^{(1)}a_2^{(1)}) \quad (\text{H26})$$

Similarly:

$$a_2^{(2)} = \frac{5}{8}((w_{2,1}^{(1)})^2(a_1^{(1)})^2 + (w_{2,2}^{(1)})^2(a_2^{(1)})^2 + 2w_{2,1}^{(1)}w_{2,2}^{(1)}a_1^{(1)}a_2^{(1)}) + \frac{1}{2}(w_{2,1}^{(1)}a_1^{(1)} + w_{2,2}^{(1)}a_2^{(1)}) \quad (\text{H27})$$

The transformation at next, third layer is:

$$\begin{pmatrix} a_1^{(2)} \\ a_2^{(2)} \end{pmatrix} \rightarrow \begin{pmatrix} \sigma(w_{1,1}^{(2)}a_1^{(2)} + w_{1,2}^{(2)}a_2^{(2)}) \\ \sigma(w_{2,1}^{(2)}a_1^{(2)} + w_{2,2}^{(2)}a_2^{(2)}) \end{pmatrix} \quad (\text{H28})$$

and so on until the  $p$ -th layer.

Both examples above, including a wide/shallow network and a deep/narrow network, exhibit a lengthly and complicated analytical form for the loss function. However, the above derivation intuitively suggests that the loss function is the combination of the second (Theorem 2) and third type of function (Theorem 3) that we considered. To estimate the scaling, we need to gauge how many terms are there in the expansion having form like  $(\mathbf{w}_i^{(0)})^T \mathbf{x} + b_i^{(0)}$ , or some power of it. We refer to those terms as basic terms, since we have noted before that  $(\mathbf{w}_i^{(0)})^T \mathbf{x} + b_i^{(0)} \xleftrightarrow{\text{correspondence}} \mathbf{a}_i \mathbf{x} + b_i$ . The number of basic terms correspond to  $K$  in the context of Theorem. 2 and Theorem. 3. For the purpose of gauging, it is quite simple, as we point out the following pattern. Consider a neural network having  $p$  hidden layers and there are  $m$  nodes in each layer. Suppose that the input layer has  $n$  nodes (featuring  $n$ -dimensional data), and output layer has 1 node. Then we have the transformation:

$$\begin{pmatrix} x_1 \\ x_2 \\ \vdots \\ x_n \end{pmatrix} \rightarrow \begin{pmatrix} a_1^{(1)} \\ a_2^{(1)} \\ \vdots \\ a_m^{(1)} \end{pmatrix} \rightarrow \begin{pmatrix} a_1^{(2)} \\ a_2^{(2)} \\ \vdots \\ a_m^{(2)} \end{pmatrix} \rightarrow \dots \rightarrow \begin{pmatrix} a_1^{(p)} \\ a_2^{(p)} \\ \vdots \\ a_m^{(p)} \end{pmatrix} \quad (\text{H29})$$

For each  $i = 1, 2, \dots, m$ , the entry  $a_i^{(1)} = \sigma(\mathbf{w}_i^{(0)} \mathbf{x} + b_i^{(0)}) = \frac{5}{8}(\mathbf{w}_i^{(0)} \mathbf{x} + b_i^{(0)})^2 + \frac{1}{2}(\mathbf{w}_i^{(0)} \mathbf{x} + b_i^{(0)})$  consists of two summands. The combination:

$$w_{1,1}^{(1)}a_1^{(1)} + w_{1,2}^{(1)}a_2^{(1)} + \dots + w_{1,m}^{(1)}a_m^{(1)} + b_1^{(1)} = (\mathbf{w}_1^{(1)})^T \mathbf{a}^{(1)} + b_1^{(1)} \quad (\text{H30})$$

then has  $2m$  basic terms. The application of the activation function

$$a_1^{(2)} = \sigma((\mathbf{w}_1^{(1)})^T \mathbf{x} + b_1^{(1)}) \quad (\text{H31})$$

$$= \frac{5}{8}(w_{1,1}^{(1)}a_1^{(1)} + w_{1,2}^{(1)}a_2^{(1)} + \dots + w_{1,m}^{(1)}a_m^{(1)} + b_1^{(1)})^2 + \frac{1}{2}(w_{1,1}^{(1)}a_1^{(1)} + w_{1,2}^{(1)}a_2^{(1)} + \dots + w_{1,m}^{(1)}a_m^{(1)} + b_1^{(1)}) \quad (\text{H32})$$

inflates the total number of terms from  $2m$  to  $\mathcal{O}(m^2)$ . Thus each entry  $a_j^{(2)}$  for  $j = 1, 2, \dots, m$  has totally  $\mathcal{O}(m^2)$  basic terms. Next, we have the transformation:

$$w_{1,1}^{(2)}a_1^{(2)} + w_{1,2}^{(2)}a_2^{(2)} + \dots + w_{1,m}^{(2)}a_m^{(2)} + b_1^{(2)} = (\mathbf{w}_1^{(2)})^T \mathbf{x} + b_1^{(2)} \quad (\text{H33})$$

having  $m$  terms under the summation, and each  $a_j^{(2)}$  has  $\mathcal{O}(m^2)$  basic terms, so there are  $\mathcal{O}(m^3)$  basic terms. The application of activation function  $\sigma\left((\mathbf{w}_1^{(2)})^T \mathbf{x} + b_1^{(2)}\right) = a_1^{(3)}$  increases the total of basic terms to  $\mathcal{O}(m^6)$ . By continuing in a similar way, the first entry at 4-th layer  $a_1^{(4)}$  has  $\mathcal{O}(m \cdot m^6)^2 = \mathcal{O}(m^{14})$  basic terms. By using induction, we arrive at the output layer, there are totally  $\mathcal{O}(m^{2^p})$  basic terms.

**Classical Algorithm for Training Neural Network.** The best classical algorithm to train neural networks works exactly as Algorithm 1, however, instead of explicitly working out the loss function and compute at the end, it can proceed layer by layer for a faster running time. More concretely, we consider a general network (Fig. 5) with an input layer that has  $n$  nodes,  $p$  hidden layers each layer having  $m$  nodes, and an output layer having 1 node. At the first layer, it computes:

$$\mathbf{a}^{(1)} = \sigma(\mathbf{W}^{(0)} \mathbf{x} + \mathbf{b}^{(0)}) \quad (\text{H34})$$

which takes time complexity  $\mathcal{O}(mn)$ . Then, at the second layer, it computes:

$$\mathbf{a}^{(2)} = \sigma(\mathbf{W}^{(1)} \mathbf{a}^{(1)} + \mathbf{b}^{(1)}) \quad (\text{H35})$$

which takes further  $\mathcal{O}(m^2)$  time. Continually, at the third layer:

$$\mathbf{a}^{(3)} = \sigma(\mathbf{W}^{(2)} \mathbf{a}^{(2)} + \mathbf{b}^{(2)}) \quad (\text{H36})$$

incurring further  $\mathcal{O}(m^2)$  time. The same computation proceeds with remaining  $p - 2$  layers and output layer, so the total time complexity is  $\mathcal{O}(mn + pm^2)$ . The loss function is computed straightforwardly according to Algorithm 1, and its gradient is evaluated numerically as follows:

$$\frac{\partial L}{\partial W} = \frac{L(W + \delta) - L(W)}{\partial W} \quad (\text{H37})$$

Thus, classical algorithm computes the loss function using two different weights set  $W + \delta$  and  $W$ . The last step is backpropagation, which updates the parameters, taking further  $\mathcal{O}(mn + m^2p)$  time complexity as there are  $p$  hidden layers, so in total there are  $\mathcal{O}(mn + m^2p)$  number of weights. The same procedure applies for  $M$  data points, resulting in a total of time  $\mathcal{O}(M(mn + m^2p))$ . The memory usage for the classical algorithm is apparently  $\mathcal{O}(T(mn + m^2p))$ .

The above discussion implies that the quantum gradient descent algorithm yields an exponential speed-up with respect to  $n$ —the dimension of data point, meanwhile being polynomially slower in  $M$ —the total number of data point and  $m$ —the width of neural network. Thus, quantum algorithm achieves the best performance compared to classical counterpart in the regime where  $n$  is very large, and  $m = \mathcal{O}(1)$ , and  $M$  is considerably smaller than  $n$ .

**Quantum Algorithm for Executing Neural Network.** Here we describe a very important routine, which provides an end-to-end application of the above quantum algorithm. Recall that once we finish the Algorithm 7, the output is a unitary block encoding of a diagonal operator that stores the weights  $(\mathbf{W}^{(0)}, \mathbf{W}^{(1)}, \dots, \mathbf{W}^{(p)})$  and bias  $(\mathbf{b}^0, \mathbf{b}^1, \dots, \mathbf{b}^p)$ . Given another input  $\mathbf{x} \equiv (x_1, x_2, \dots, x_n)$  (we abuse the notation), how can we obtain the output  $\tilde{y}$ ? The answer is revealed in the following discussion.

Suppose that the outcome of algorithm underlying Thm. 7 be the block encoding of:

$$A = \bigoplus_{i=1}^m \begin{pmatrix} w_{i,1}^{(0)} & 0 & 0 & 0 \\ 0 & w_{i,2}^{(0)} & 0 & 0 \\ 0 & 0 & \ddots & 0 \\ 0 & 0 & 0 & w_{i,n}^{(0)} \end{pmatrix} \bigoplus_{i=1}^m \begin{pmatrix} w_{i,1}^{(1)} & 0 & 0 & 0 \\ 0 & w_{i,2}^{(1)} & 0 & 0 \\ 0 & 0 & \ddots & 0 \\ 0 & 0 & 0 & w_{i,m}^{(1)} \end{pmatrix} \oplus \dots \oplus \begin{pmatrix} w_1^{(p)} & 0 & 0 & 0 \\ 0 & w_2^{(p)} & 0 & 0 \\ 0 & 0 & \ddots & 0 \\ 0 & 0 & 0 & w_m^{(p)} \end{pmatrix} \quad (\text{H38})$$

$$\bigoplus \begin{pmatrix} b_1^{(0)} & 0 & 0 & 0 \\ 0 & b_2^{(0)} & 0 & 0 \\ 0 & 0 & \ddots & 0 \\ 0 & 0 & 0 & b_m^{(0)} \end{pmatrix} \bigoplus \dots \bigoplus (b_1^{(p)}) \quad (\text{H39})$$

For simplicity, for  $j = 1, 2, \dots, p$  and  $i = 1, 2, \dots, m$ , we denote:

$$W_i^0 = \begin{pmatrix} w_{i,1}^{(0)} & 0 & 0 & 0 \\ 0 & w_{i,2}^{(0)} & 0 & 0 \\ 0 & 0 & \ddots & 0 \\ 0 & 0 & 0 & w_{i,n}^{(0)} \end{pmatrix}, W_i^j = \begin{pmatrix} w_{i,1}^{(j)} & 0 & 0 & 0 \\ 0 & w_{i,2}^{(j)} & 0 & 0 \\ 0 & 0 & \ddots & 0 \\ 0 & 0 & 0 & w_{i,m}^{(j)} \end{pmatrix}, \mathbf{B}^j = \begin{pmatrix} b_1^{(j)} & 0 & 0 & 0 \\ 0 & b_2^{(j)} & 0 & 0 \\ 0 & 0 & \ddots & 0 \\ 0 & 0 & 0 & b_m^{(j)} \end{pmatrix} \quad (\text{H40})$$

In Appendix J, we prove the following lemmas:

**Lemma 13** *Given block encoding of  $A$  as above, there exists a quantum circuit composed of one block encoding of  $A$ , and another depth  $\mathcal{O}(1)$  circuit, that is a block encoding of  $W_i^j, \mathbf{B}^j$  for any  $i, j$ .*

and we recall a result from the relevant work [71]:

**Lemma 14 (Lemma 2 in [71])** *Given a unitary block encoding of a diagonal matrix  $n \times n$   $\mathbf{X} = \sum_{j=1}^n x_j |j-1\rangle \langle j-1|$  of depth  $\mathcal{O}(\log(n))$ , then given two integers  $1 \leq j, k \leq n$  there exists a quantum circuit of depth  $\mathcal{O}(\log(n))$  (using block encoding of  $\mathbf{X}$  two times), and  $\log(n) + 3$  ancilla qubits that produces the block encoding of a matrix of 1 entry  $x_j |k\rangle \langle k|$ .*

To proceed, we apply the above Lemma to  $\mathbf{B}^j$  to obtain the block encoding of  $b_i^{(0)} |0\rangle \langle 0|$  for all  $i, j$ . If we have an efficient means to prepare the input  $\mathbf{x} = (x_1, x_2, \dots, x_n)$ , then the first version of Lemma 2 allows us to construct the block encoding of  $\frac{1}{n} \left( (\mathbf{w}_i^{(0)})^\dagger \mathbf{x} + b^{(0)} \right) |0\rangle \langle 0|$  for any  $j = 1, 2, \dots, p$ . The factor  $n$  can be removed using amplification 10 with further  $\mathcal{O}(n)$  complexity. Otherwise, if we have an efficient means to prepare  $(\sqrt{x_1}, \sqrt{x_2}, \dots, \sqrt{x_n})$ , then the second version of Lemma 2 can be used instead, allowing us to prepare the block encoding of  $\left( (\mathbf{w}_i^{(0)})^\dagger \mathbf{x} + b^{(0)} \right) |0\rangle \langle 0|$  more efficiently. The block encoding of  $\left( (\mathbf{w}_i^{(0)})^\dagger \mathbf{x} + b_i^{(0)} \right) |0\rangle \langle 0|$  can be transformed to block encoding of  $\left( (\mathbf{w}_i^{(0)})^\dagger \mathbf{x} + b_i^{(0)} \right) |i\rangle \langle i|$  by noting that there is a depth 1 circuit composed of  $X$  gates that transform  $|0\rangle \rightarrow |i\rangle$ . Then we use Lemma 8 to construct the block encoding of:

$$\frac{1}{m} \sum_{i=1}^m \left( (\mathbf{w}_i^{(0)})^\dagger \mathbf{x} + b^{(0)} \right) |i-1\rangle \langle i-1| = \frac{1}{m} \begin{pmatrix} \sum_{i=1}^n w_{1,i}^{(0)} x_i + b_1^{(0)} & 0 & 0 & 0 \\ 0 & \sum_{i=1}^n w_{2,i}^{(0)} x_i + b_2^{(0)} & 0 & 0 \\ 0 & 0 & \ddots & 0 \\ 0 & 0 & 0 & \sum_{i=1}^n w_{m,i}^{(0)} x_i + b_m^{(0)} \end{pmatrix} \quad (\text{H41})$$

The factor  $m$  can be removed by using amplification method 10, with further complexity  $\mathcal{O}(m)$ . In order to apply the activation function  $\sigma$ , we leverage the quantum singular value transformation [74], as recapitulated in Lemma 11 of the Appendix A. Then, we obtain the block encoding of:

$$\begin{pmatrix} \sigma(\sum_{i=1}^n w_{1,i}^{(0)} x_i + b_1^{(0)}) & 0 & 0 & 0 \\ 0 & \sigma(\sum_{i=1}^n w_{2,i}^{(0)} x_i + b_2^{(0)}) & 0 & 0 \\ 0 & 0 & \ddots & 0 \\ 0 & 0 & 0 & \sigma(\sum_{i=1}^n w_{m,i}^{(0)} x_i + b_m^{(0)}) \end{pmatrix} \quad (\text{H42})$$

We remind that the diagonal entries above are indeed the entries of  $a^{(1)}$  (see Figure 6, 5), which means that we have successfully “implemented” the first layer. The proceeding of the next layer is straightforward from Equation, as we just need to replace the input  $\mathbf{X} = \text{diag}(\mathbf{x})$  by the above operator, and replace  $\{\mathbf{w}_i^{(0)}\}_{i=1}^m$  in the above by  $\{\mathbf{w}_i^{(1)}\}_{i=1}^m$ . The feedforward process till the  $p$ -th layer is carried out in a straightforward way as discussed. The final piece that we need to handle is the output layer. Suppose that after the  $p$ -th layer, we obtain a block encoding of the operator  $\text{diag}(a_1^{(p)}, a_2^{(p)}, \dots, a_m^{(p)})$

$$\begin{pmatrix} a_1^{(p)} & 0 & 0 & 0 \\ 0 & a_2^{(p)} & 0 & 0 \\ 0 & 0 & \ddots & 0 \\ 0 & 0 & 0 & a_m^{(p)} \end{pmatrix} \quad (\text{H43})$$

Lemma 8 allows us to construct the block encoding of:

$$\begin{pmatrix} w_1^{(p)} a_1^{(p)} & 0 & 0 & 0 \\ 0 & w_2^{(p)} a_2^{(p)} & 0 & 0 \\ 0 & 0 & \ddots & 0 \\ 0 & 0 & 0 & w_m^{(p)} a_m^{(p)} \end{pmatrix} = \sum_{k=1}^m w_k^{(p)} a_k^{(p)} |k\rangle \langle k| \quad (\text{H44})$$

We note that under the action of Hadamard gates  $H^{\otimes \log m}$ , we obtain the following:

$$H^{\otimes \log m} |k\rangle \langle k| H^{\otimes \log m} = \frac{1}{m} |0\rangle \langle 0|_m + \rho_{\text{redundant}}^1 \quad (\text{H45})$$

where  $\rho_{\text{redundant}}^1$  refers to redundant terms being orthogonal to the first term, i.e.,  $\text{Tr}(|0\rangle \langle 0|_m \cdot \rho_{\text{redundant}}^1) = 0$ ; additionally,  $|0\rangle_m$  denotes specifically the computational basis state of  $m$ -dimensional Hilbert space. It is trivial that  $H^{\otimes \log m}$  is unitary, thus is naturally block-encode itself. So we can use Lemma 5 to construct the block encoding of:

$$H^{\otimes \log m} \left( \sum_{k=1}^m w_k^{(p)} a_k^{(p)} |k\rangle \langle k| \right) H^{\otimes \log m} = \frac{\sum_{k=1}^m w_k^{(p)} a_k^{(p)}}{m} |0\rangle \langle 0| + (\dots) \quad (\text{H46})$$

From Lemma 13, we have obtained the block encoding of  $b_1^{(p)}$ , which is a scalar. Given that  $\mathbb{I}_m$  is trivial to block-encoded (see discussion below Definition 1), it is simple to construct the block encoding of  $b_1^{(p)} \otimes \mathbb{I}_m$  and of  $(b_1^{(p)} \otimes \mathbb{I}_m)/m$  (using Lemma 6). We further note that:

$$(b_1^{(p)} \otimes \mathbb{I}_m)/m = \frac{b_1^{(p)}}{m} |0\rangle \langle 0|_m + \rho_{\text{redundant}}^2 \quad (\text{H47})$$

where  $\rho_{\text{redundant}}^2$  refers to another redundant term and  $\text{Tr}(|0\rangle \langle 0|_m \cdot \rho_{\text{redundant}}^2) = 0$ . Then we can use Lemma 8 to construct the block encoding of:

$$\frac{1}{2} \left( \frac{\sum_{k=1}^m w_k^{(p)} a_k^{(p)}}{m} |0\rangle \langle 0|_m + \rho_{\text{redundant}}^1 + \frac{b_1^{(p)}}{m} \otimes \mathbb{I}_m \right) = \frac{\sum_{k=1}^m w_k^{(p)} a_k^{(p)} + b_1^{(p)}}{2m} |0\rangle \langle 0|_m + \frac{1}{2} (\rho_{\text{redundant}}^1 + \rho_{\text{redundant}}^2) \quad (\text{H48})$$

Let  $U$  denotes the unitary block encoding of the above operator. According to Definition 1 and its below discussion (Eqn. A1), we have:

$$U |0\rangle |0\rangle_m = |0\rangle \left( \frac{\sum_{k=1}^m w_k^{(p)} a_k^{(p)} + b_1^{(p)}}{2m} |0\rangle \langle 0|_m + \frac{1}{2} (\rho_{\text{redundant}}^1 + \rho_{\text{redundant}}^2) \right) |0\rangle_m + |\text{Garbage}\rangle \quad (\text{H49})$$

$$= |0\rangle \left( \frac{\sum_{k=1}^m w_k^{(p)} a_k^{(p)} + b_1^{(p)}}{2m} |0\rangle_m + \frac{1}{2} (\rho_{\text{redundant}}^1 + \rho_{\text{redundant}}^2) |0\rangle_m \right) + |\text{Garbage}\rangle \quad (\text{H50})$$

where we remind that  $|0\rangle$  denotes the ancillary qubits required for block encoding purpose,  $|\text{Garbage}\rangle$  denotes irrelevant states that are completely orthogonal to  $|0\rangle$ , e.g.,  $\text{Tr}(|\text{Garbage}\rangle \langle \text{Garbage}| \cdot |0\rangle \langle 0|) = 0$ . Then if we perform measurement on the ancillary system, and the  $\log m$  qubit system, the probability of measuring  $|0\rangle |0\rangle_m$  is:

$$|\langle 0| \langle 0|_m U |0\rangle |0\rangle_m|^2 = \left( \frac{\sum_{k=1}^m w_k^{(p)} a_k^{(p)} + b_1^{(p)}}{2m} \right)^2 \quad (\text{H51})$$

Thus, one can repeat the measurement  $\mathcal{O}(1/\epsilon^2)$  times to estimate such a probability up to additive error  $\epsilon$ . We remark that the complexity can be improved to  $\mathcal{O}(1/\epsilon)$  by using amplitude estimation [35]. The value of  $\frac{\sum_{k=1}^m w_k^{(p)} a_k^{(p)} + b_1^{(p)}}{2m}$  is the output the neural network, up to a scaling factor  $m$ .

## Appendix I: Details for Solving Ground State and Excited State Energy

**Explicit decomposition of energy  $\mathbf{x}^T H \mathbf{x}$ .** Here we show that the energy  $E = \mathbf{x}^T H \mathbf{x}$ , for  $H = \sum_{i=1}^{N-1} H_{i,i+1}$  is of the first type (Thm 1). We have the following decomposition:

$$\sigma^z = |0\rangle \langle 0| - |1\rangle \langle 1|, \quad \mathbb{I}_{1,2,\dots,i-2} = \sum_{j=1}^{2^{i-2}} |j\rangle \langle j|, \quad \mathbb{I}_{i+2,\dots,N} = \sum_{k=1}^{2^{N-i-1}} |k\rangle \langle k| \quad (\text{I1})$$

So we have:

$$\mathbb{I}_{1,2,\dots,i-2} \otimes \sigma_i^z \otimes \sigma_{i+1}^z \otimes \mathbb{I}_{i+2,\dots,N} \quad (I2)$$

$$= \sum_{j=0}^{2^{i-1}-1} |j\rangle \langle j| \left( |0\rangle \langle 0|_i - |1\rangle \langle 1|_i \right) \left( |0\rangle \langle 0|_{i+1} - |1\rangle \langle 1|_{i+1} \right) \sum_{k=0}^{2^{N-i-1}-1} |k\rangle \langle k| \quad (I3)$$

$$= \sum_{j=0}^{2^{i-1}-1} |j\rangle \langle j| \left( |00\rangle \langle 00| - |01\rangle \langle 01| - |10\rangle \langle 10| + |11\rangle \langle 11| \right)_{i,i+1} \sum_{k=0}^{2^{N-i-1}-1} |k\rangle \langle k| \quad (I4)$$

$$= \sum_{j=0}^{2^{i-1}-1} \sum_{k=0}^{2^{N-i-1}-1} |j\rangle |00\rangle_{i,i+1} |k\rangle \langle j| \langle 00|_{i,i+1} \langle k| - \sum_{j=0}^{2^{i-1}-1} \sum_{k=0}^{2^{N-i-1}-1} |j\rangle |01\rangle_{i,i+1} |k\rangle \langle j| \langle 01|_{i,i+1} \langle k| \quad (I5)$$

$$- \sum_{j=0}^{2^{i-1}-1} \sum_{k=0}^{2^{N-i-1}-1} |j\rangle |10\rangle_{i,i+1} |k\rangle \langle j| \langle 10|_{i,i+1} \langle k| + \sum_{j=0}^{2^{i-1}-1} \sum_{k=0}^{2^{N-i-1}-1} |j\rangle |11\rangle_{i,i+1} |k\rangle \langle j| \langle 11|_{i,i+1} \langle k| \quad (I6)$$

So the energy is  $\mathbf{x}^T H \mathbf{x} = \mathbf{x}^T \sum_{i=1}^{N-1} H_{i,i+1} \mathbf{x} = \mathbf{x}^T \sum_{i=1}^{N-1} (J_i \mathbb{I}_{1,2,\dots,i-2} \otimes \sigma_i^z \otimes \sigma_{i+1}^z \otimes \mathbb{I}_{i+2,\dots,N}) \mathbf{x}$ . Now we consider a specific term:

$$\mathbf{x}^T \left( \sum_{j=0}^{2^{i-1}-1} \sum_{k=0}^{2^{N-i-1}-1} |j\rangle |00\rangle_{i,i+1} |k\rangle \langle j| \langle 00|_{i,i+1} \langle k| \right) \mathbf{x} = \sum_{j=0}^{2^{i-1}-1} \sum_{k=1}^{2^{N-i-1}-1} \left( \langle j| \langle 00|_{i,i+1} \langle k| \mathbf{x} \right)^2 \quad (I7)$$

For convenience, we adopt the representation of  $\mathbf{x} \equiv (x_1, x_2, \dots, x_n) = \sum_{m=1}^n x_m |m-1\rangle$  in the binary string format as  $\sum_{m=1}^n x_m |m-1\rangle \equiv \sum_{s_1, s_2, \dots, s_N=0,1} x_{s_1 s_2 \dots s_N} |s_1 s_2 \dots s_N\rangle$  where  $N = \log n$ . Thus, the dot product:

$$\sum_{j=0}^{2^{i-1}-1} \sum_{k=0}^{2^{N-i-1}-1} \left( \langle j| \langle 00|_{i,i+1} \langle k| \mathbf{x} \right)^2 = \sum_{s_1, s_2, \dots, s_{i-1}, s_{i+2}, \dots, s_N=0,1} \left( x_{s_1 s_2 \dots s_{i-2} 00 s_k \dots s_N} \right)^2 \quad (I8)$$

Similarly, we have:

$$\sum_{j=0}^{2^{i-1}-1} \sum_{k=0}^{2^{N-i-1}-1} \left( \langle j| \langle 01|_{i,i+1} \langle k| \mathbf{x} \right)^2 = \sum_{s_1, s_2, \dots, s_{i-1}, s_{i+2}, \dots, s_N=0,1} \left( x_{s_1 s_2 \dots s_{i-1} 01 s_k \dots s_N} \right)^2 \quad (I9)$$

$$\sum_{j=0}^{2^{i-1}-1} \sum_{k=0}^{2^{N-i-1}-1} \left( \langle j| \langle 10|_{i,i+1} \langle k| \mathbf{x} \right)^2 = \sum_{s_1, s_2, \dots, s_{i-1}, s_{i+2}, \dots, s_N=0,1} \left( x_{s_1 s_2 \dots s_{i-1} 10 s_k \dots s_N} \right)^2 \quad (I10)$$

$$\sum_{j=0}^{2^{i-1}-1} \sum_{k=0}^{2^{N-i-1}-1} \left( \langle j| \langle 11|_{i,i+1} \langle k| \mathbf{x} \right)^2 = \sum_{s_1, s_2, \dots, s_{i-1}, s_{i+2}, \dots, s_N=0,1} \left( x_{s_1 s_2 \dots s_{i-1} 11 s_k \dots s_N} \right)^2 \quad (I11)$$

So the energy is:

$$E = \mathbf{x}^T \sum_{i=1}^N (J_i \mathbb{I}_{1,2,\dots,i-2} \otimes \sigma_i^z \otimes \sigma_{i+1}^z \otimes \mathbb{I}_{i+2,\dots,N}) \mathbf{x} \quad (I12)$$

$$= \sum_{i=1}^N \left( \sum_{s_1, s_2, \dots, s_{i-1}, s_{i+2}, \dots, s_N=0,1} J_i (x_{s_1 s_2 \dots s_{i-2} 00 s_k \dots s_N})^2 + J_i (x_{s_1 s_2 \dots s_{i-1} 01 s_k \dots s_N})^2 \right. \quad (I13)$$

$$\left. + J_i (x_{s_1 s_2 \dots s_{i-1} 10 s_k \dots s_N})^2 + J_i (x_{s_1 s_2 \dots s_{i-1} 11 s_k \dots s_N})^2 \right) \quad (I14)$$

which is exactly the first type of function considered in Thm 1.

**Accelerating excited state energy finding.** We remind that once we finish with the ground state, then we find the first excited state energy by minimizing the function:

$$E_1 = \mathbf{x}'^T (H - E_0 \Phi_{\text{ground}} \Phi_{\text{ground}}^T) \mathbf{x}' \quad (I15)$$

As mentioned, the above function fits into context of Thm 2. To gain more efficiency, which means that we need to be able to use the second version of Lemma 2, then we need a means to generate some state that contains the squared of entries of  $\Phi_{\text{ground}}$ . In order to achieve such a goal, we need the following:

**Lemma 15 (Positive Power Exponent [74],[120])** *Given an  $\delta$ -approximated block encoding of a positive matrix  $A$  such that*

$$\frac{\mathbb{I}}{\kappa} \leq A \leq \mathbb{I}.$$

*Let  $\delta = \epsilon/(\kappa \log^3(\frac{\kappa}{\epsilon}))$  and  $c \in (0, 1)$ . Then we can implement an  $\epsilon$ -approximated block encoding of  $A^c/2$  in time complexity  $\mathcal{O}(\kappa T_A \log^2(\frac{\kappa}{\epsilon}))$ , where  $T_A$  is the complexity of block encoding of  $A$ .*

Recall from previous discussion that we have obtained the block encoding of

$$\text{diag}(\Phi_{\text{ground}}) \equiv \text{diag}\left((\Phi_{\text{ground}})_1, (\Phi_{\text{ground}})_2, \dots, (\Phi_{\text{ground}})_n\right)$$

where  $((\Phi_{\text{ground}})_i)$  refers to  $i$ -th entry of  $\Phi_{\text{ground}}$ . Then we can use Lemma 15 with  $c = 1/2$  to transform:

$$\text{diag}\left((\Phi_{\text{ground}})_1, (\Phi_{\text{ground}})_2, \dots, (\Phi_{\text{ground}})_n\right) \longrightarrow \text{diag}\left(\sqrt{(\Phi_{\text{ground}})_1}, \sqrt{(\Phi_{\text{ground}})_2}, \dots, \sqrt{(\Phi_{\text{ground}})_n}\right) \quad (\text{I16})$$

Denote  $U_\Phi$  as the unitary block encoding of the above operator. Then according to Definition 1 (and property in Eqn. A1), we have that:

$$U_\Phi |0\rangle \sum_{i=1}^n \frac{1}{\sqrt{n}} |i-1\rangle = |0\rangle \sum_{i=1}^n \frac{\sqrt{(\Phi_{\text{ground}})_i}}{\sqrt{n}} |i-1\rangle + |\text{Garbage}\rangle \quad (\text{I17})$$

Measuring the first ancillary system and post-select  $|0\rangle$  we obtain the quantum state that is  $\sim \sum_{i=1}^n \sqrt{(\Phi_{\text{ground}})_i} |i-1\rangle$ , which contains  $\left(\sqrt{(\Phi_{\text{ground}})_1}, \sqrt{(\Phi_{\text{ground}})_2}, \dots, \sqrt{(\Phi_{\text{ground}})_n}\right)$  (up to some normalization factor) in its first  $n$  entries.

## Appendix J: Proof of Lemma 13

**Proof of Lemma 13.** Essentially we need to prove that given a block encoding of  $\bigoplus_{i=1}^n W_i$  where  $W_i$  is some  $n \times n$  operator, then the block encoding of  $W_i$  for any  $i$  is obtainable. To show this, we note that  $\bigoplus_{i=1}^n W_i = \sum_{i=1}^n |i-1\rangle \langle i-1| \otimes W_i$ . From  $|0\rangle$ , it is simple to construct a circuit  $U$  of depth 1, composed solely of  $X$  gates, that transform  $|0\rangle \longrightarrow |i-1\rangle$  for any  $i$ . By virtue of Lemma 4, we can use such circuit to construct the block encoding of  $|i-1\rangle \langle i-1|$ . Then Lemma 5 allows us to construct the block encoding of:

$$|i-1\rangle \langle i-1| \cdot \left( \sum_{i=1}^n |i-1\rangle \langle i-1| \otimes W_i \right) = |i-1\rangle \langle i-1| \otimes W_i \quad (\text{J1})$$

Then we use Lemma 5 again to construct the block encoding of:

$$U \left( |i-1\rangle \langle i-1| \otimes W_i \right) U^\dagger = |0\rangle \langle 0| \otimes W_i \quad (\text{J2})$$

According to Definition 1, it is also a block encoding of  $W_i$ .