

Laser discrimination and detection at the sub-pW level using photon sensitive detection of self coherence.

DAVID M. BENTON, ANDREW ELLIS AND YIMING LI.

Aston Institute of Photonic Technologies, Aston University, Birmingham, UK. B4 7ET

*d.benton@aston.ac.uk

Abstract

Wavelength independent detection and discrimination of laser radiation has been performed by detecting the ‘self coherence’ of an incoming light source with photon sensitive detectors. The system successfully discriminates between coherent and incoherent sources. Detection of scattered laser light has been performed across the visible spectrum with no filters or internal or external source comparisons. The ultimate detection sensitivity was shown to be 0.38pW for a continuous wave HeNe laser at 632nm. We believe this to be the most sensitive wavelength independent detection of a CW laser ever reported

Introduction

Lasers are so thermodynamically improbable that only unusual astronomical scale circumstances allow lasing to be produced in nature[1]. Lasers are a technological creation and thus the presence of laser radiation is an indicator of technology usage. It is for this reason that the search for extraterrestrial intelligence (SETI) considers laser radiation to be a ‘technosignature’ [2] and is actively searching for signs of laser emission [3, 4]. In the military world laser radiation must be identified as it could be the precursor to incoming ordnance [5] or more recently the use of laser weapons. Thus, laser warning receivers (LWR) were developed in the 1980’s [6] to enable countermeasure deployment. A significant issue is that the laser beam must strike the detector in order for it to be seen. This is also a limiting factor with optical alignment for systems such as free space optical communications where search patterns are implemented for both source and detector field of view until mutual alignment is achieved [7,8]. This is a limiting step which delays data transfer.

The predominant detection method is to use laser characteristics of brightness in spatial (well defined beams) or spectral (narrow wavelength range) [9-11] regimes. A bright source is not necessarily a laser source and using the laser property of coherence has proved both more sensitive than brightness detection and capable of discrimination [12–15] against/from bright incoherent sources. The task of a generic laser detector is to detect any source without prior knowledge of its wavelength or other properties, with no control of the source and no control of the background [10]. Coherent detection methods with high sensitivity such as homodyne or heterodyne detection require *a priori* knowledge and control of the source under detection and are therefore not appropriate in the general case. Interferometric detection methods, however, are viable and in this work we extend the usage of modulated interferometry as a method of detection of source coherence [14,15] - semantically distinct from coherent detection!

Detection of pulsed lasers is intrinsically easier than for continuous wave (CW) lasers because of the temporal brightness which allows a further level of discrimination against

background light. Sensitivities of such systems tend to be classified but reports of 10^{-13} J [16] for pulse detection sensitivity incorporating a filter and 2.4 nW of power with a periodically pulsed beam [17] using a neuromorphic camera are openly available. Detection of CW lasers has been achieved at a sensitivity of 1nW [14].

Through the use of photon sensitive detectors [18] we demonstrate discrimination and detection of a CW laser at levels below 1pW by looking for the “self coherence” of the source [19], which is 1000 times more sensitive than previously reported wavelength independent detection of a CW laser. The value of this comes in the ability to detect the source indirectly such as through atmospheric scattering or weak reflections thus enabling pre-emptive detection, faster response or alignment correction.

Method

Interferometers such as the Michelson Interferometer divide incoming light into 2 paths before recombining them to observe interference. If the path difference between the paths exceeds the coherence length of the optical source then no interference will be seen- known as a laser unequal path interferometer (LUPI). For broad spectrum lights such as daylight only a few microns of path length difference is required to extinguish interference. Conversely, sources with a coherence length longer than the path asymmetry will display interference and thus can be exposed as coherent. If one of the pathlengths is modulated at a known frequency, such as using a piezo driven mirror, a correlated intensity modulation at the output implies the detection of a laser source. A system for implementing a photon sensitive detector of coherence is shown in Figure 1.

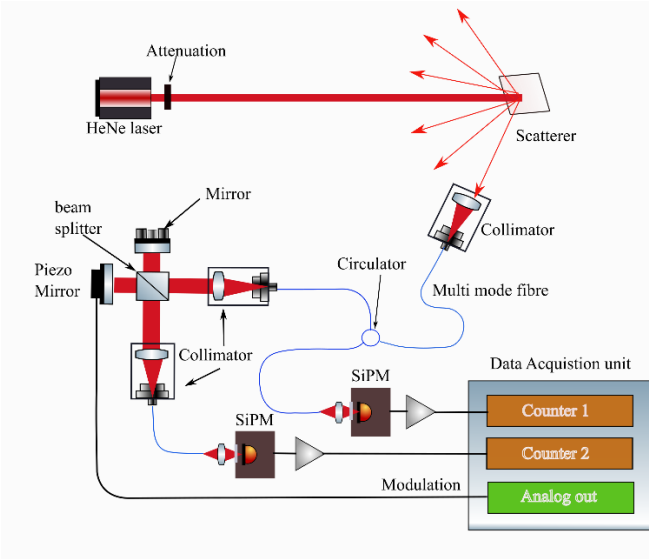


Figure 1. A schematic diagram of the setup for the photon sensitive detection of coherence.

Within the interferometer a piezo mounted mirror is driven by a sinusoidal voltage from an analog output port of a data acquisition system, with amplitude and frequency controlled by a computer.

A multimode optical circulator collects light that is retro-reflected from the interferometer and delivers it to a silicon photomultiplier (SiPM), with a second SiPM collecting light exiting through the other interferometer output. Light from the fibres is refocused onto the SiPM detectors to ensure efficient geometric collection. SiPM output is amplified and sent to counters within the data acquisition unit. The counters are sampled at a regular rate (typically 10kHz) and a time series of counts read by computer. The channels are then used like a balanced detector and subtracted from each other with the result being Fourier transformed and squared to observe the electrical power at the applied modulation frequency.

The signal in the output of a Michelson interferometer with an equal split ratio at the beamsplitters is:

$$I_{out} = \frac{I_0}{4} \varepsilon \left\{ 1 + \text{Re}[\gamma(\tau)] \cos\left(\frac{2\pi}{\lambda} \Delta L\right) \right\} \quad (1)$$

Where I_0 is the input intensity, ε represents losses, λ is the wavelength and ΔL is the path length difference between the 2 interferometer paths. The parameter $\gamma(\tau)$ represents the complex degree of temporal coherence of the source.

$$\gamma(\tau) = \exp\left[-\left(\frac{\pi \Delta f \tau}{2\sqrt{\ln 2}}\right)^2\right] \exp(-2\pi i f_0 \tau) \quad (2)$$

Where f_0 is the optical frequency, Δf is the spectral bandwidth in frequency terms and τ is the relative time delay of the two arms. In practice the split ratio of beamsplitters is wavelength dependent which results in imperfect cancellation of common intensity noise [20] but this would never be perfect due to the path length difference within the interferometer.

The coherence length of a Gaussian profile source is:

$$l_c = \sqrt{\frac{2 \ln 2}{\pi}} \frac{\lambda^2}{\Delta \lambda} \quad (3)$$

Where $\Delta \lambda$ is the spectral bandwidth in wavelength terms. The path length difference is time-varying as a result of a modulating voltage applied to the piezo mirror in one arm of the Michelson:

$$\Delta L(t) = 2(L_1 - L_2 v \rho \sin(2\pi f_m t)) \quad (4)$$

Where L_1 and L_2 are the distance to each of the mirrors from the centre of the beam splitter, v is the amplitude of the applied modulation voltage of frequency f_m and ρ is the response of the piezo in $\mu\text{m}/\text{V}$. The average path length difference relates to the time delay through $\overline{\Delta L} = c\tau$.

Thus the signal level at detector m is

$$S_m(t) = \frac{I_0}{4} \varepsilon Q(\lambda) \left\{ 1 + F \cdot \left(e^{-\frac{\Delta L}{l_c}}\right)^2 \cos\left(\frac{2\pi}{\lambda} \Delta L(t)\right) \right\} + n_m \quad (5)$$

Where $Q(\lambda)$ is the quantum efficiency of the detector, and n_m is the background detection rate of detector m including dark counts and background photons. The losses ε include all losses between input and detector. The Factor F accounts for the quality of alignment which, when not perfect due to drift etc. causes a reduction in the fringe visibility[20].

The coherent signal is observed in the modulation spectral frequency domain using the signal from 2 detectors in a balanced arrangement. The temporal signals from the 2 detectors are subtracted and then Fourier transformed to provide the power spectrum. Defining our signal to noise in the (modulation) frequency spectrum, the mean spectral power density is given by the variance of the temporal signal, and the spectral power at the modulation frequency increases as the square of the signal amplitude. Therefore, we expect a quadratic relationship between signal power and noise.

Results

The setup as shown in Figure 1 was used in 2 configurations, collecting scattered light as shown and also with an attenuated laser fed directly into the collecting collimator for sensitivity measurements.

The first property to demonstrate is that the system really does discriminate and detect sources based on coherence length. To demonstrate this, the system was used with 2 similar input sources - a HeNe laser attenuated to 0.4 μW and a red LED of centre wavelength 630nm directed into a fibre and also delivering 0.4 μW directly into the system. Both sources were operated in a continuous mode. Figure 2a shows the modulation frequency power spectrum of the output light for these 2 sources with a sampling rate of 4kHz. We can clearly see that the coherent source produces a modulating signal at the modulation frequency of 600Hz, whereas the incoherent LED does not. The HeNe laser has a coherence length of around 2mm whereas the LED has a coherence length of 25 μm . The actual path length difference is unknown, is estimated to be around 200 μm , but is clearly large enough to suppress any modulation arising from incoherent sources.

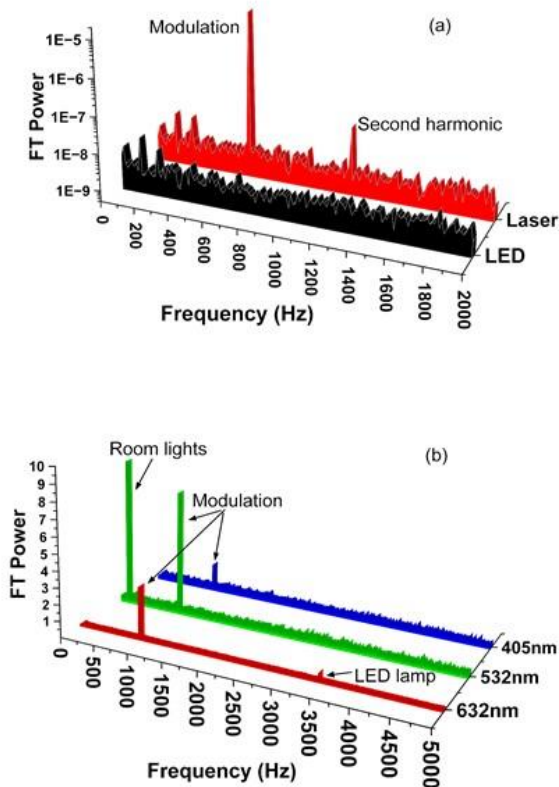


Figure 2. (a) Fourier Transform (FT) power spectra for a laser and LED with similar wavelengths and similar optical power with a log scale. (b) FT Power spectra for 3 scattered lasers of different wavelength with a linear scale.

A generic detector of coherence must be able to detect coherent sources with independence from the source and therefore no filters or wavelength dependency (such as a local oscillator). Figure 2b shows the detected signals originating from different wavelength lasers scattered from a paper target and collected by a 25mm diameter optical head focusing into a multimode fibre (100µm core) from a distance of 1.6m. Typical incident laser powers were 4µW with a geometrical loss factor of 3×10^5 resulting in around 120pW being collected and directed into the system. These plots were chosen to highlight some interesting aspects of operation. Firstly no changes were made to the system between wavelengths, highlighting the truly wavelength independent nature of the coherence detection system. These measurements were taken in a lit laboratory at a sampling rate of 10kHz and show that temporal coherence is maintained through diffusive scattering. The red plot shows the detected modulation signal at 900Hz from a scattered HeNe laser but additionally shows a peak at around 3.4kHz which originates from an LED lamp. This is not a coherent signal but an amplitude modulation of the lamp. Such modulations can be observed, particularly when the 2 arms of the interferometer do not have equal efficiency and balanced detector subtraction is not complete. It shows the importance of selecting an easily

identifiable modulation frequency. The green plot is the detection of a green laser at 532nm which is noisy and has a coherence length of 370µm. It shows the frequency components of main room lights at 50Hz and again is easily distinguished. The blue plot is detection of a blue laser at 405nm with a coherence length of 217 µm. In this case the signal is much weaker because scattering paper absorbs blue light and fluoresces brightly reducing signal and increasing background photons. These measurements are presented to firstly show that the system is truly wavelength independent but, secondly can be practically utilised, not just in a well-controlled lab environment.

To assess the sensitivity of the system a HeNe laser was focused into the multi-mode optical circulator via a collimator. The laser source was progressively attenuated. Sampling at a rate of 10kHz, collecting a batch of 8000 samples and integrating for 5 batches has an integration time of 4s. Coherence detections were performed with input laser powers of 1.4pW, 0.5 pW and 0.38pW. We were able to observe sub-pW laser detection at 632nm with a signal-to-noise ratio of 12.7 ± 6.0 for a laser intensity of 0.38pW. Photon rates in each detector were 54kcps and 42kcps. No signal could be observed when attempting to measure with an intensity of 0.1pW.

The system was modelled according to equation 5 selecting appropriate losses and realistic contrast factors. The observed count rates in comparison to the expected photon rates suggests the system efficiency is less than 2% which arises from a quantum efficiency of 22% and losses from 15 uncoated glass surfaces. A contrast factor of 25% produced equivalent SNR values that align with the measurements. A series of expected SNR values were calculated for increasing laser input powers. Random noise was added from a Poisson distribution with a mean equal to the background photon rate per sample. Measured SNR values for 3 values of laser power, along with modelled values of SNR are shown in Figure 3.

Using this model with improved but realistic values for surface reflection coefficients (1%), reduced dark counts (5k cps) but the same background level and improved contrast (75%) we can estimate that a future version of this system should be able to detect laser powers of 20fW, with performance in the current power regime shown in as the line labelled 'Potential'.

Discussion

This work is grounded in the requirement to detect a non-specific laser wavelength with high sensitivity. We have concentrated on CW lasers as these are most difficult to detect without the benefit of temporal brightness that is present for pulsed lasers. Practicality is an important issue in this field. Whilst laser specific schemes such as filters or heterodyne detection could offer better levels of sensitivity, they require *a priori* knowledge of the lasers to be detected, which becomes impractical as the number of potential lasers continues to increase. Thus, a single system with wide spectral applicability is an attractive offering. The theme of practicality continued with how the system was tested. A total collection time of 4 seconds was used because detection of a laser must be done in a timely fashion in order to be useful. This does of course limit the system detection sensitivity.

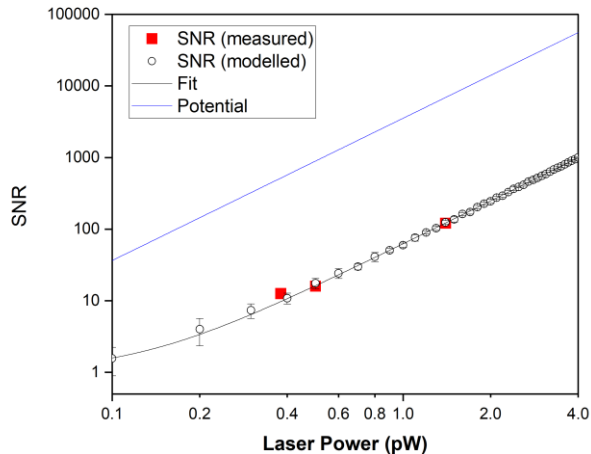


Figure 3. Modelled signal-to-noise and measured signal-to-noise showing a quadratic dependence on laser power

By collecting more samples with longer integration times we could see the sensitivity improve but this is application specific. For example, in searching for laser emission emanating from the stars it would be appropriate to integrate for hours potentially improving sensitivity a hundred-fold, but this is not useful in observing, for example, the irradiation of civil aircraft which requires timescales of a few seconds at most.

This is not to say that this technique would not benefit from some specificity. The biggest issue affecting sensitivity is the background level and any amount of spectral filtering will reduce background and increase SNR. This could be of use in aligning free space optical systems where a limited number of wavelengths will be used but it is not appropriate to fix on any one wavelength. The ability to detect scattered or off axis laser radiation could be helpful in speeding up the acquisition of alignment by detecting the incoming laser more quickly, enabling more data transfer in a limited time window, or more stable connections in difficult environmental conditions.

Conclusion

We have demonstrated wavelength independent detection and discrimination of laser radiation based upon the observation of source coherence rather than source brightness. This system involves no filters, no local oscillators as per homodyne or heterodyne detection and no significant physical movements such as for Fourier transform spectroscopy. Using photon sensitive silicon photomultipliers we have demonstrated sensitive detection of scattered laser radiation right across the visible spectrum for weak continuous wave lasers. In testing for the system sensitivity we have detected a HeNe laser at an intensity level of 0.38pW with a signal to noise ratio of 12.7(± 6) and we believe this to be the most sensitive generic detection of CW lasers ever reported. Furthermore, modelling suggests that improving system characteristics could result in an ultimate sensitivity for this system of 20fW.

References

1. S.Chen, "AlienLight," <https://spie.org/news/photronics-focus/janfeb-2020/astrophysical-lasers?SSO=1>, 2020.
2. Tarter J. The search for extraterrestrial intelligence (SETI). Annual Review of Astronomy and Astrophysics. 2001 Sep;39(1):511-48.
3. A. E. Reines and G. W. Marcy, "Optical Search for Extraterrestrial Intelligence: A Spectroscopic Search for Laser Emission from Nearby Stars," *Pasp*, vol. 114, no. 794, pp. 416–426, 2002, doi: 0.1086/342496.
4. N. K. Tellis and G. W. Marcy, "A Search for Laser Emission with Megawatt Thresholds from 5600 FGKM Stars," *Astron. J.*, vol. 153, no. 6, pp. 1–50, 2017, doi: 10.3847/1538-3881/aa6d12.
5. J. Dubois and F. Reid, "Detecting laser sources on the battlefield," *Proc. SPIE*, vol. 6796, no. 2007, p. 67962F, 2007, doi: 10.1117/12.779234.
6. J. Pietrzak, "Laser warning receivers," *Proc. SPIE*, vol. 5229, no. 2, pp. 318–322, 2003.
7. Y. Kaymak, R. Rojas-Cessa, J. Feng, *et al.* "A Survey on Acquisition, Tracking, and Pointing Mechanisms for Mobile Free-Space Optical Communications," *IEEE Commun. Surv. Tutorials*, vol. 20, no. 2, pp. 1104–1123, 2018, doi:10.1109/COMST.2018.2804323.
8. H. Kaushal, V. K. Jain, and S. Kar, "Acquisition, Tracking, and Pointing," in *Free Space Optical Communication*, January 2021, Springer India, 2017, pp. 119–137.
9. S. Tipper, C. Burgess, and C. Westgate, "Novel low-cost camera-based continuous wave laser detection," *Proc. SPIE 11019, Situat. Aware. Degrad. Environ.* 2019, no. May, p. 12, 2019, doi: 10.1117/12.2518230.
10. H. Yang, H. He, H. Deng, *et al.* "Laser warning technology : an overview of principles , developments , and future directions," vol. 13446, no. *Icosm*, pp. 1–6, 2024, doi: 10.1117/12.3052719.
11. A. D. McAulay, "Detecting modulated lasers in the battlefield and determining their direction," *Proc. SPIE*, vol. 7336, p. 73361J, 2009, doi: 10.1117/12.819423.
12. D. A. Satorius and T. E. Dimmick, "Imaging detector of temporally coherent radiation," *Appl. Opt.*, vol. 36, no. 13, pp. 2929–35, 1997.
13. V. A. Manasson, L. S. Sadovnik and J. H. Parker, "Laser Warner receiver Based on coherence Discrimination," *IEEE*, vol. 46, pp. 45–46, 2001.
14. D. M. Benton, "Low-cost detection of lasers," *Opt. Eng.*, vol. 56, no. 11, p. 1, 2017, doi: 10.1117/1.OE.56.11.114104.
15. M. Zandi, K. Sugden and D. M. Benton, "Low-cost laser detection system with a 360-deg horizontal field of view," vol. 60, no. February, pp. 1–11, 2021, doi: 10.1117/1.OE.60.2.027106.
16. B. Chen and W. Zhang, "Study on warning radius of diffuse reflection laser warning based on fish-eye lens," *Proc. SPIE*, vol. 8907, p. 89072Z, 2013, doi: 10.1117/12.2033180.
17. A. Orth, T. Stewart, M. Picard *et al.*, "Towards a Laser Warning System in the Visible Spectrum using a Neuromorphic Camera," *ACM Int. Conf. Proceeding Ser.*, 2022, doi: 10.1145/3546790.3546819.
18. D. M. Benton, "A Proposed Method for a Photon-counting Laser Coherence Detection System to Complement Optical SETI," *Publ. Astron. Soc. Pacific*, vol. 131, no. 1001, p. 074501, 2019, doi: 10.1088/1538-3873/ab1a46.
19. Coutinho RC, French HA, Selviah DR, Wickramasinghe D, Griffiths HD. Detection of coherent light in an incoherent background [for IRST]. In 1999 IEEE LEOS Annual Meeting Conference Proceedings. LEOS'99. 12th Annual Meeting. IEEE Lasers and Electro-Optics Society 1999 Annual Meeting (Cat. No. 99CH37009) 1999 Nov 8 (Vol. 1, pp. 247-248). IEEE.
20. E. C. Robinson, J. Trägårdh, I. D. Lindsay, *et al.*, "Balanced detection for interferometry with a noisy source," *Rev. Sci. Instrum.*, vol. 83, no. 6, 2012, doi: 10.1063/1.4729474.