

A Simple and Efficient Baseline for Video Action Recognition

Zhe Wang, Xulei Yang

{wang_zhe, yang_xulei}@i2r.a-star.edu.sg, Institute for Infocomm Research, A*STAR, Singapore

Abstract

There has been huge progress on video action recognition in recent years. However, many works focus on tweaking existing 2D backbones due to the reliance of ImageNet pre-training, which restrains the models from achieving higher efficiency for video recognition. In this work we introduce a simple and very efficient 3D convolutional neural network for video action recognition. The design of the building block consists of a channel-wise convolution, followed by a spatial group convolution, and finally a temporal convolution. We evaluate the performance and efficiency of our proposed network on several video action recognition datasets by directly training on the target dataset without relying on pre-training. On Something-Something-V1&V2, Kinetics-400 and Multi-Moments in Time, our network can match or even surpass the performance of other models which are several times larger. On the fine-grained action recognition dataset FineGym, we beat the previous state-of-the-art accuracy achieved with 2-stream methods by more than 5% using only RGB input.

1 Introduction

Video action recognition is one of the fundamental research topics in computer vision. Since the introduction of ImageNet (Deng et al. 2009) and AlexNet (Krizhevsky, Sutskever, and Hinton 2012), deep convolutional neural network (CNN) has become the essential tool to solve many computer vision tasks. Over the last decade, the efficiency of image classification models has increased by around two order of magnitude through the development of works such as ResNet (He et al. 2016), MobileNet (Howard et al. 2017) and EfficientNet (Tan and Le 2019). CNN has also been researched and utilized to solve the video action recognition task for several years. The early works (Simonyan and Zisserman 2014; Wang et al. 2016a) started with using 2D networks to extract features on RGB frames and optical flow inputs. As videos contain an extra temporal dimension compared to images, research on using 3D CNN also emerged (Tran et al. 2015; Carreira and Zisserman 2017). More recently, several works (Shao, Qian, and Liu 2020; Luo and Yuille 2019; Liu et al. 2019; Lin, Gan, and Han 2019; Ma et al. 2019) explored methods to modify existing 2D net-

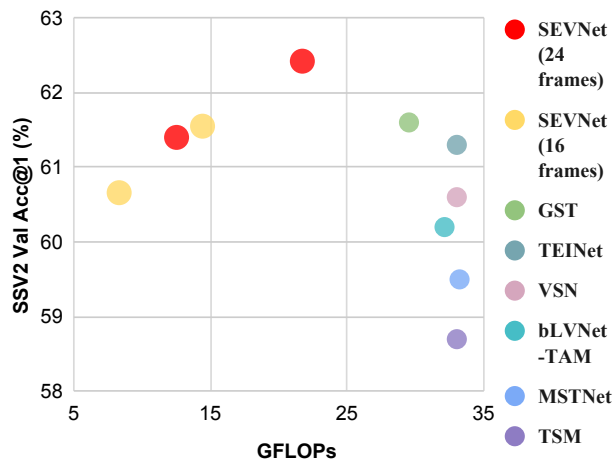


Figure 1: Accuracy against complexity (FLOPs) plot of state-of-the-arts models under 35 GFLOPs on Something-Something-V2.

works in order to improve their temporal modeling capability for action recognition.

Despite the great research progress, deep video models are still very heavy in terms of huge number of parameters and large computational cost. This makes it hard to deploy video recognition models for real world applications, especially those requiring real-time response under certain computational resource constraints. Therefore, improving the efficiency of video recognition models is an essential research problem to be studied. The inefficiency in existing methods is partly due to constraints of using 2D pretrained models. Recently, several works (Feichtenhofer et al. 2019; Tran et al. 2019) have shown that with proper training strategy, models trained from scratch can achieve state-of-the-art accuracy on Kinetics-400 (Carreira and Zisserman 2017) dataset. However, a few relatively more recent works still employ pretraining when performing experiments on smaller datasets such as Something-Something V1 (Goyal et al. 2017) & V2 (Mahdisoltani et al. 2018) and FineGym (Shao et al. 2020).

In this work, we show that it is actually possible to train 3D networks with simple structure from scratch to achieve state-of-the-art performance, with standard and consistent optimization parameters on different datasets. We introduce a simple residual block design by firstly performing channel-wise convolution, followed by a grouped spatial convolution, and finally a temporal convolution. By stacking these blocks repeatedly in the same fashion as ResNet-50 (He et al. 2016), we can build a series of very compact video recognition models named as **SEV Nets: Simple and Efficient Video Networks**.

We perform experiments on several popular video action classification datasets including Something-Something V1 & V2, Multi-Moments in Time (Monfort et al. 2019) and Kinetics-400 (Carreira and Zisserman 2017). Although we directly train on the target datasets, our SEV Nets can achieve similar or even better performance than related works which are several times larger. For example, as shown in figure 1, our SEV Nets are much more efficient with higher accuracy and lower computational complexity compared to other methods. Moreover, on the newly proposed fine-grained action classification dataset FineGym (Shao et al. 2020), we beat the previous state-of-the-art accuracy achieved with 2-stream methods by more than 5% using only RGB input. To the best of our knowledge, we are the first to achieve state-of-the-art performance on Something-Something V1 & V2, Multi-Moments in Time and FineGym without any pretraining.

Similar to one of the works that inspired us (Xiao, Wu, and Wei 2018) to construct a simple baseline for action recognition, we do not claim any superiority in terms of network design or training strategy over previous methods, despite having achieved similar or better performance with less computation. We show by experiments that improvements to 2D/3D networks such as attention mechanism are orthogonal to our work, and therefore can be combined to achieve even better performance. The main contributions of this work are as follows:

- A simple 3D convolutional network module is presented, and by stacking them we can build a series of efficient 3D networks named as SEV Nets. The SEV Nets produce solid baselines for future research in video action recognition.
- Comprehensive experiments on several popular video action recognition datasets show that SEV Nets trained from scratch can match or even surpass the performance of other methods with pretraining on ImageNet and/or Kinetics.
- The above results indicate that with a simple optimization strategy, pretraining is not necessary to achieve good performance for action classification, which stays true even on smaller datasets. We hope this can motivate further research in designing efficient 3D network structures for video action recognition, without being constrained to existing 2D structures.

2 Related Works

2D CNNs in video action recognition. Before introduction of 3D CNNs for video modeling, 2D CNNs were first

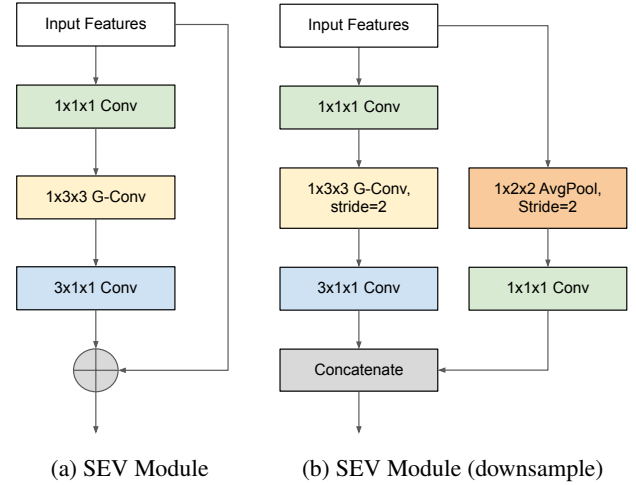


Figure 2: Structure of SEV Module

used for action recognition by (Simonyan and Zisserman 2014; Wang et al. 2016a), where two separate networks were used for extracting features from RGB frames and motion information (optical flow) separately. Several other works (Feichtenhofer, Pinz, and Wildes 2016; Zhang et al. 2016) followed similar approach with improvements in spatio-temporal modeling ability. However, it is usually expensive and troublesome to extract optical flow features, thus methods which require only single network emerged. Temporal Shift Module (TSM) (Lin, Gan, and Han 2019) shifts some of the channels along the temporal axis to achieve information mixing among neighboring frames, which replaces the separate network for motion feature extraction. A few other works (Shao, Qian, and Liu 2020; Luo and Yuille 2019; Liu et al. 2019; Ma et al. 2019; Jiang et al. 2019) further explored different ways of incorporating and enhancing temporal modeling into 2D networks. While some of these methods have been successfully proven effective, most of them still rely on 2D networks (ResNet in most works) pre-trained on ImageNet as a starting point, which limits their design space for greater efficiency.

3D CNNs in video action recognition. As there are 3 dimensions (2 spatial dimension and 1 temporal dimension) for video data, spatio-temporal 3D CNNs (Tran et al. 2015) naturally become a suitable tool for video recognition. I3D (Carreira and Zisserman 2017) introduced an effective way to inflate 2D networks to 3D networks so that the parameters learned during pretraining on ImageNet can be leveraged for better generalization. In the past few years, several works (Qiu, Yao, and Mei 2017; Tran et al. 2018; Xie et al. 2018) tried to decouple one single 3D convolution into separate spatial convolution and temporal convolution, and explored different arrangements of combining them for better efficiency. Recently, depthwise spatio-temporal 3D convolutions have been utilized to increase the efficiency by reducing the computational complexity in CSN (Tran et al. 2019). SlowFast networks (Feichtenhofer et al. 2019) pro-

posed to employ two pathways for processing features at different frame rates, with lateral connections to fuse the features multiple times along the networks.

On the usage of pretraining in related works. Since the introduction of I3D (Carreira and Zisserman 2017), most related works rely on ImageNet pretrained models when training on Kinetics-400, and ImageNet and/or Kinetics pretrained models when training on other action recognition datasets such as Something-Something V1 (Goyal et al. 2017) & V2 (Mahdisoltani et al. 2018). More recently, CSN (Tran et al. 2019) and SlowFast (Feichtenhofer et al. 2019) showed that with proper training strategies, it is not necessary to have ImageNet pretraining to achieve state-of-the-art results on Kinetics-400. However, whether it is possible to achieve competitive performance by training from scratch on other action recognition datasets (Something-Something V1 & V2, Multi-Moments in Time, FineGym) remains unclear.

3 Simple and Efficient Video Networks

In this section, we formally introduce the **Simple and Efficient Video Networks (SEVNets)**. We first describe the motivation and structure of the building blocks of SEVNets, named as SEV Modules. Then we stack groups of SEV Modules in the same fashion as ResNet-50 (He et al. 2016) to build SEVNets. Simplicity is the main principle of our design, therefore we do not include any complicated components such as multi-branching, channel shuffling or attention learning used by related works.

3.1 SEV Module

The design of the SEV Module is shown in figure 2a. The high level block design resembles the structure of a residual module (He et al. 2016), where we add the features processed with convolutions with the input features for output. Inspired by R(2+1)D (Tran et al. 2018), we separate a single 3D spatial convolution into a spatial convolution followed by a temporal convolution. Furthermore, we adopt the more efficient group convolution for the spatial feature processing as it is relatively more costly due to having the largest kernel size within the block. We denote the group width as G which is a constant across different blocks throughout the whole network. Each convolution operation is followed by BatchNorm (Ioffe and Szegedy 2015) and ReLU (Nair and Hinton 2010) following common practice. For simplicity, the number of output channels for each convolution is the same as that for input. Though a bottleneck or inverted-bottleneck design with different number of channels in the middle might produce better results, it will require more parameter tuning which is not the focus of the paper. Moreover, as suggested by (Radosavovic et al. 2020), our block design with constant number of output channels is efficient especially on GPU.

Additionally, we shrink the spatial dimensions and increase the number of channels of the feature maps progressively in the network by utilizing SEV Module (downsample) as shown in figure 2b. We replace the identity path in the standard block by an average pooling layer followed by

Stage	Operation	Output size
input	-	$3 \times T \times H \times W$
conv ₁	$1 \times 7 \times 7$ (s=2), 4G $3 \times 1 \times 1$, 4G	$4G \times T \times \frac{H}{2} \times \frac{W}{2}$
stage ₂	$\begin{bmatrix} 1 \times 1 \times 1, 8G \\ 1 \times 3 \times 3, 8G \\ 3 \times 1 \times 1, 8G \end{bmatrix} \times 3$	$8G \times T \times \frac{H}{4} \times \frac{W}{4}$
stage ₃	$\begin{bmatrix} 1 \times 1 \times 1, 16G \\ 1 \times 3 \times 3, 16G \\ 3 \times 1 \times 1, 16G \end{bmatrix} \times 4$	$16G \times T \times \frac{H}{8} \times \frac{W}{8}$
stage ₄	$\begin{bmatrix} 1 \times 1 \times 1, 32G \\ 1 \times 3 \times 3, 32G \\ 3 \times 1 \times 1, 32G \end{bmatrix} \times 6$	$32G \times T \times \frac{H}{16} \times \frac{W}{16}$
stage ₅	$\begin{bmatrix} 1 \times 1 \times 1, 64G \\ 1 \times 3 \times 3, 64G \\ 3 \times 1 \times 1, 64G \end{bmatrix} \times 3$	$64G \times T \times \frac{H}{32} \times \frac{W}{32}$
pool	Global Avg Pool	$64G \times 1 \times 1 \times 1$
fc	FC	# classes

Table 1: **Simple and Efficient Video Networks (SEVNets)**. G stands for the group width of all group convolutions.

an $1 \times 1 \times 1$ convolution, and then concatenate with the main branch. This design pattern of the downsample block is inspired by ShuffleNet (Zhang et al. 2018). As both branches produce the same number of features as the input, the total number of channels for the output doubles as desired.

3.2 SEVNets

With the standard and downsample SEV modules, we can now construct SEVNets. The detailed structure of SEVNets is shown in table 1. The stem of the network consists of an $1 \times 7 \times 7$ spatial convolution with stride 2, followed by an $3 \times 1 \times 1$ temporal convolution. Then we apply 4 stages of SEV Modules one by one, the number of modules in each stage is (3,4,6,3) which follows the same configuration from ResNet-50. Though other configuration for number of modules in different stages might be superior, we just follow the standard ResNet-50 setting. This is because it would be too costly to search for the (near) optimal combination of parameters, which is not the focus of our work that targets at presenting a simple baseline. The first SEV Module in each stage is a downsample block, which is responsible for reducing the spatial dimension by half and doubling the number of channels. Similar to the width multiplier introduced in MobileNets (Howard et al. 2017), G is the group width of all the group convolutions in the network, which is used to control the speed-accuracy trade-off. We denote the SEV Network with group width $G=C$ by SEVNet-GC, i.e. SEVNet-G8 stands for the SEVNet with group width $G=8$.

4 Experiments

In this section we first describe the details of training and testing procedures of the experiments. Then we evaluate the effectiveness of our SEVNets against current state-of-the-art methods on several video action recognition datasets including Something-Something V1 (Goyal et al. 2017) & V2

Model	Pretrain	M.Params	GFLOPs	SSV1 Acc@1(%)	SSV2 Acc@1(%)
TIN (Shao, Qian, and Liu 2020)	Kinetics	24.3	34	45.8	-
TSM (Lin, Gan, and Han 2019)	ImageNet	24.3	33	45.6	58.7
STM (Jiang et al. 2019)	ImageNet	24.0	33.3	47.5	-
MSTNet (Shan et al. 2020)	ImageNet	24.3	33.2	46.7	59.5
bLVNet-TAM (Fan et al. 2019)	ImageNet	40.2	32.1	47.8	60.2
VSN (Ma et al. 2019)	ImageNet	24.3	33	46.6	60.6
TEINet (Liu et al. 2019)	ImageNet	30.4	33	47.4	61.3
GST (Luo and Yuille 2019)	ImageNet	21.0	29.5	47.0	61.6
SEVNet-G6 (16 frames)	-	2.5	8.3	47.6	60.7
SEVNet-G8 (16 frames)	-	4.4	14.4	48.5	61.6
SEVNet-G6 (24 frames)	-	2.5	12.5	48.4	61.4
SEVNet-G8 (24 frames)	-	4.4	21.7	49.1	62.4

Table 2: Comparison of SEVNet with models under 35 GFLOPs on Something-Something-V1&V2.

(Mahdisoltani et al. 2018), Multi-Moments in Time (Monfort et al. 2019) and Kinetics-400 (Carreira and Zisserman 2017). Additionally, we perform experiments on the recently proposed fine-grained action classification dataset FineGym (Shao et al. 2020) and report new state-of-the-art performance with more than 5% improvements despite using only RGB input. We use PyTorch (Paszke et al. 2019) for our experiments.

4.1 Training and Testing

The following is the common training and testing setup for most of the experiments that will be presented. Additional specific dataset related settings (if any) are described in the corresponding subsections. For all the experiments, we only take RGB channels of the video frames as input. No optical flow information is used as it is costly to obtain and will double the complexity of the whole model.

Training. Each model is trained for a total of 64 epochs on 8 GPUs with 8 samples on each GPU, making the total batch-size 64. We set the base learning rate as 0.01 per GPU following (Tran et al. 2019). A cosine learning rate schedule (Loshchilov and Hutter 2016) is used with the first 4 epochs as the warm-up period. All models are **trained from scratch** and are optimized using Stochastic Gradient Descent with momentum at 0.9 and weight decay of 0.0001. To avoid overfitting, we make use of a Dropout (Srivastava et al. 2014) layer before the classification layer. We set 0.5 as the dropout rate for the relatively small and medium datasets (FineGym and Something-Something V1 & V2), and 0.2 for the larger datasets (Kinetics-400 and Multi-Moments in Time). Following the sparse segment-based sampling method proposed by (Wang et al. 2016a), we uniformly divide the video into 16 segments, and randomly sample one frame from each segment to form a video clip of 16 frames. For spatial sampling, we first resize the length of the shorter side to a number uniformly sampled from the range of 224 to 256 while keeping the original aspect ratio. We then randomly crop a squared region with size 224 from the resized frames as the input to the network during training. The input size to the models here in terms of $T \times H \times W$ is thus $16 \times 224 \times 224$.

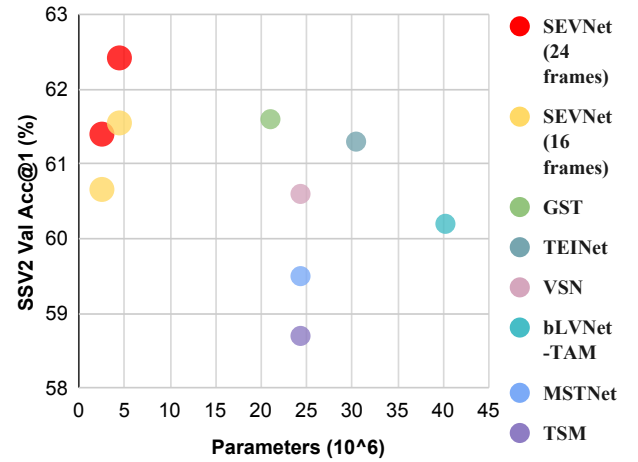


Figure 3: Accuracy against number of parameters plot of state-of-the-arts models under 35 GFLOPs on Something-Something-V2.

Testing. For inference, we select the middle frame from each of the 16 uniformly divided segments. All frames are re-scaled such that the length of the shorter side is equal to 224. We then perform one single center crop to obtain a squared region of 224×224 from the resized frames. Finally, we evaluate the single-crop performance against other related works on the validation set of respective datasets.

4.2 Experiments: Something-Something V1 & V2

Something-Something-V1 (SSV1) (Goyal et al. 2017) is an action recognition datasets that shows humans performing certain actions with some objects. The total number of action categories is 174. There are around 86k and 11.5k video clips in the training and validation set respectively. **Something-Something-V2 (SSV2)** (Mahdisoltani et al. 2018) doubled the number of videos, improved the annotation quality and increased the resolution of videos

Model	Pretrain	FLOPs	mAP%
TSN (Wang et al. 2016a)	K400	~40G	58.92
TSM (Lin, Gan, and Han 2019)	K400	~63G	61.06
TIN (Shao, Qian, and Liu 2020)	K400	~64G	62.22
SEVNet-G8 (ours)	-	14.4G	59.07
SEVNet-G12 (ours)	-	31.8G	62.33

Table 3: **Comparison of SEVNets with state-of-the-arts on MMIT.** The mAP numbers for other methods are referenced from the Temporal Interlacing Network (Shao, Qian, and Liu 2020), while the FLOPs are estimated based on the information about the ResNet-101 backbone.

compare to V1. These two versions of the dataset are known to be temporal-sensitive in the way that they require understanding the action more than the appearance of background or objects. Hence they are more suitable for assessing the spatio-temporal modeling capabilities.

Table 2 shows the performance comparison of our SEVNets with other recently proposed state-of-the-art methods on the validation set of SSV1 and SSV2 with single-crop testing. Note that all other models in the table are pretrained on either ImageNet or Kinetics-400, while SEVNets are **trained from scratch** directly on SSV1 and SSV2. Among all the "small" version (under 35 GFLOPs) of other methods, the previous state-of-the-art accuracy for SSV1 and SSV2 were 47.8% and 61.6% respectively. Our SEVNet-G8 (16 frames) achieved comparable and higher accuracy of 61.6% for SSV2 and 48.5% for SSV1, while using only less than half of computation cost and less than 1/5 of parameters. Moreover, as we know that the SSV1 and SSV2 datasets require more temporal modeling ability, we perform additional experiments using 24 frames as input instead of 16. While still satisfying the constraints of 35 GFLOPs of computation, SEVNet-G8 (24 frames) achieved even higher accuracy of 49.1% and 62.4% for SSV1 and SSV2 respectively.

Figure 1 and figure 3 are visual illustrations of accuracy against computational complexity and number of parameters respectively, which includes several state-of-the-art methods on the validation set of SSV2. We can observe that our SEVNets can match and even outperform other methods while using only a fraction of the computational cost as well as parameters.

4.3 Experiments: Multi-Moments in Time

Multi-Moments in Time (MMIT) (Monfort et al. 2019) is a recently published large-scale and multi-label video recognition dataset. It contains around 1.02 million videos with 2.01 million labels from 313 action categories. All the videos are trimmed to 3 seconds long. Similar to the Something-Something datasets, MMIT also put more emphasis on temporal-relationships for determining the action than the visual appearance compared to Kinetics-400. The

main evaluation metric for MMIT is mean Average Precision (mAP).

Table 3 shows the results of our SEVNets compared to other related works. The SEVNet-G12 obtained higher mAP of 62.33%, but only cost less than half of the computational complexity of TIN (Shao, Qian, and Liu 2020). To the best of our knowledge, this is the first time on MMIT that a model can reach such high performance by directly training on the target dataset, without relying on pretraining with Kinetics-400 which was adopted by previous works.

4.4 Experiments: Kinetics-400

Kinetics-400 (Carreira and Zisserman 2017) is a large-scale video action recognition dataset, which contains 400 human action categories, with each having at least 400 video clips. All the clips are from YouTube videos and are trimmed to 10 seconds in duration. For Kinetics-400, the appearance of the background contributes greatly to the process of identifying the action category in the video. Therefore pretraining on ImageNet (Deng et al. 2009) is generally considered beneficial especially for the Kinetics-400 dataset as compared to other datasets. However, recent developments of Slow-Fast Networks (Feichtenhofer et al. 2019) and CSN (Tran et al. 2019) have shown that with proper training strategy, it is possible to achieve similar or even better results without pretraining. We train our SEVNets by training from scratch for 100 epochs on this dataset, and our results again confirms that pretraining on ImageNet is not necessary.

When experimenting with the Kinetics-400 dataset, a different temporal sampling method is used as the raw videos are longer (around 10 seconds). Following the frame sampling strategy in (Liu et al. 2019), we uniformly sample 16 frames from a trimmed clip formed by 64 consecutive raw frames from the original video. We randomly sample one trimmed clip from a video during training, and uniformly sample 10 such clips for testing following common practice. For evaluation, we apply the standard 3 spatial crops for each trimmed clip, then average the predictions from the 10x3 views. We measure the top-1 and top-5 accuracy on the validation set for comparison with other methods.

Table 4 shows the comparison of our models to other related works. We listed versions of models that use only RGB frames as input and are not too much larger than SEVNets for fair comparison. Despite not having pretraining on ImageNet, our SEVNets still achieve comparable results as other models while requiring fewer computations and parameters.

4.5 Experiments: Fine-grained Action Recognition on FineGym

FineGym (Shao et al. 2020) is a recently proposed dataset for fine-grained action recognition, which is built with gymnastic videos. Comparing with other datasets, it contains finely defined labels for sub-actions of a set of gymnastic events. The actions that belong to the same gymnastic event often only have very subtle differences, and they usually have very similar or even the same background and camera angle. These difficulties pose great challenges to existing action recognition models. There were two fine-grained sub-tasks introduced in FineGym, *Gym288* and *Gym99* which

Model	Pretrain	M.Params	#views	GFLOPs*	Acc@1(%)	Acc@5(%)
ip-CSN (Tran et al. 2019)	-	24.5	10x1	15.9	71.8	-
CorrNet (Wang et al. 2020)	-	-	10x1	37.4	73.4	-
bLVNet-TAM (Fan et al. 2019)	ImageNet	25	3x3	93.4	73.5	91.2
STM (Jiang et al. 2019)	ImageNet	24.0	10x3	66.5	73.7	91.6
STH (Li et al. 2020a)	ImageNet	23.2	10x3	61	74.1	91.6
S3D-G (Xie et al. 2018)	ImageNet	11.6	10x3	71.4	74.7	93.4
TSM (Lin, Gan, and Han 2019)	ImageNet	24.3	10x1 ⁺	65	74.7	-
TEINet (Liu et al. 2019)	ImageNet	31	10x3	33	74.9	91.8
TEA (Li et al. 2020b)	ImageNet	-	10x3	35	75.0	91.8
SlowFast (Feichtenhofer et al. 2019)	-	34.4	10x3	36.1	75.6	92.1
SEVNet-G8 (ours)	-	4.5	10x3	14.4	72.4	90.9
SEVNet-G12 (ours)	-	10.0	10x3	31.8	75.0	91.9

* Complexity for single-crop inference. ⁺ Fully convolutional testing without cropping.

Table 4: Comparison of SEVNetS with other methods on Kinetics-400.

ver.*	Model	Modality	GFLOPs	Gym288		Gym99	
				Mean	Top-1	Mean	Top-1
v1.0	TSN (Wang et al. 2016a)	RGB	-	26.5	68.3	61.4	74.8
		RGB+Flow	-	37.6	79.9	76.4	86.0
	I3D (Carreira and Zisserman 2017)	RGB	-	28.2	66.1	64.4	75.6
	NL I3D (Wang et al. 2018)	RGB	-	28.0	67.0	64.3	75.3
	TRN (Zhou et al. 2018)	RGB	-	33.1	73.7	68.7	79.9
		RGB+Flow	-	42.9	81.6	79.8	87.4
	TRNms (Zhou et al. 2018)	RGB	-	32.0	73.1	68.8	79.5
		RGB+Flow	-	43.3	82.0	80.2	87.8
v1.0	TSM (Lin, Gan, and Han 2019)	RGB	-	34.8	73.5	70.6	80.4
		RGB+Flow	-	46.5	83.1	81.2	88.4
v1.0	SEVNet-G8 (ours)	RGB	14.4	51.8	85.8	87.1	91.2
v1.1	SEVNet-G8 (ours)	RGB	14.4	58.5	87.9	88.4	91.9

* Version of the training set used.

Table 5: Comparison of SEVNetS with state-of-the-arts on FineGym. The accuracy numbers for all the other methods are directly referenced from (Shao et al. 2020).

contain 288 and 99 fine-grained action categories respectively. *Gym288* contains 22671/9646 samples under the train/val set respectively, which means it follows a long-tailed distribution with less than 100 samples per class on average. By removing the action classes with too few samples from *Gym288*, *Gym99* is a more balanced subset containing 20484/8521 samples under the train/val set respectively. There are two evaluation metrics used for the fine-grained action classification tasks. The first is the standard *Top-1 accuracy*, which is the fraction of correctly predicted samples over the total number of samples in the validation set. However due to the unbalanced distribution, it might overfit to the more frequent action classes. Therefore, the *Mean accuracy* is proposed for a less biased view of the performance by calculating the average of per-class accuracy.

Same as other datasets, we train our SEVNetS on the training set directly from scratch with the same protocol introduced in 4.1, and without using any special techniques for fine-grained recognition. Table 5 shows the results of our

SEVNetS compared to other existing methods on *Gym288* and *Gym99*. Note that models for other methods were pre-trained on ImageNet and/or Kinetics-400, though it might not be helpful for the action recognition task on FineGym. The specific computational complexities for the other methods were not explicitly mentioned in (Shao et al. 2020), but we estimate that they are at the level of at least around 50 GFLOPs for single modality (assuming ResNet-50 as backbone, and an input size of $12 \times 224 \times 224$). Our SEVNet-G8 only costs 14.4 GFLOPs of computation which is less than 40% of the complexity of others. On *Gym288*, we improve the state-of-the-art mean accuracy from 46.5% obtained by the two-stream TSM (Lin, Gan, and Han 2019) to 51.8% with only RGB input. Similarly, we improve the state-of-the-art mean accuracy on *Gym99* from 81.2% to 87.1%. The authors of FineGym suggested that optical flow information and temporal dynamics are critical in achieving good results on these fine-grained action recognition tasks. Despite this, SEVNetS can still achieve **more than 5% absolute in-**

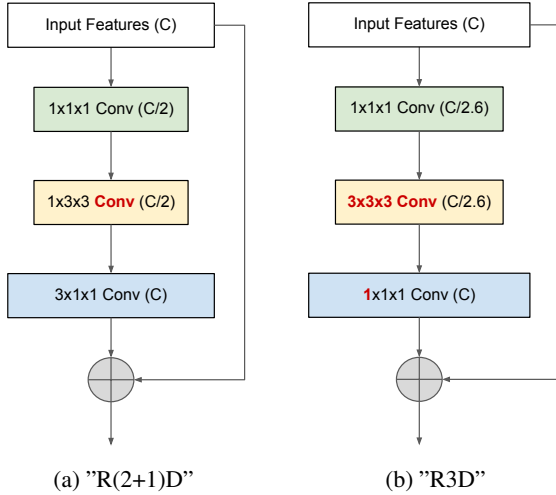


Figure 4: "R(2+1)D" and "R3D" like structures for ablation. (Numbers in brackets indicate number of output channels)

crease in mean accuracy compared to two-stream models (and **more than 16%** compared to models using only RGB input), which shows that our SEVNets possess great spatial-temporal modelling ability.

Furthermore, the authors of FineGym have introduced an updated version 1.1 for the dataset with more samples in the training set. Therefore we also perform experiments by training on the updated v1.1 train set, and test on the same validation set. The results are listed in the last row of table 5 as a reference for future works. As expected, the mean accuracy for *Gym288* and *Gym99* are further improved to 58.5% and 88.4% respectively .

4.6 Experiments: Ablation study

In this subsection, we conduct experiments to verify the effectiveness of our design. The main novelty of the SEV module is the usage of grouped spatial convolution, which is not present in other related works in video recognition. By replacing the grouped spatial convolution to a normal convolution, the module is reduced to something similar to the structure of R(2+1)D (Tran et al. 2018), as shown in figure 4a. If we further combine the spatial and temporal convolutions to one single 3D spatio-temporal convolution, then the structure shown in 4b is similar to R3D (Tran et al. 2018). Note that, as we are performing ablation study with these two structures, we shrink the number of channels in the middle by 2x and 2.6x of the input respectively, such that the number of parameters and computational complexity are at comparable levels to the SEV module proposed by us. We build two series of networks by replacing the SEV Module (figure 2a) with "R(2+1)D" and "R3D" modules respectively for ablation study, with other parameters unchanged.

As shown in table 6, our proposed design with spatial group convolution consistently outperforms the version with standard spatial convolution ("R(2+1)D") by at least 1% for models of similar sizes. When comparing to the "R3D" structure as the building block for the network, the improve-

Block structure	G	Million Params	GFLOPs	SSV2 Acc@1(%)
"R3D"	6	2.8	8.4	57.57
"R3D"	8	4.9	14.7	59.38
"R(2+1)D"	6	2.5	7.7	59.32
"R(2+1)D"	8	4.4	13.4	60.51
SEV (ours)	6	2.5	8.3	60.66
SEV (ours)	8	4.4	14.4	61.55

Table 6: Ablation experiments for SEV Module

ment is even higher at more than 2%.

4.7 Experiments: Compatibility

As we are proposing a simple baseline for action recognition, our model is compatible with other orthogonal methods that improve the performance of 2D/3D networks, such as attention mechanism. The Squeeze-and-Excitation (SE) (Hu, Shen, and Sun 2018) is one of the most popular methods for boosting performance of an existing backbone. Therefore we would like to verify the compatibility of SEVNets by running a simple set of experiments with it. We extend our SEVNets with SE units (with reduction ratio at 4) by applying them to the residual before the element wise addition in every SEV module. As table 7 shows, the inclusion of SE units consistently improves the accuracy with slightly more parameters and negligible increase in computation.

4.8 Discussions: Complexity

Deep Neural Networks typically have high computational complexity (Cai et al. 2019; Wang et al. 2017; Yuan et al. 2017). To reduce the time costs and power consumptions, some compression algorithms can be applied, including quantization (Young et al. 2021; Zhe et al. 2019, 2021; Wang et al. 2022; Chen et al. 2021), pruning (Xu et al. 2024, 2023), feature coding (Duan et al. 2015; Wang et al. 2015b, 2016b; Duan et al. 2018; Wang et al. 2016c, 2014; Chen et al. 2012; Wang et al. 2015a; Wu et al. 2016; Lin et al. 2015), etc. We have tried different compression approaches to reduce the size and complexity of the model. Based on our results, typically the weights and activations of the model can be quantized to 8 bits without hurting the accuracy, which means about 4x compression compared with the original model.

5 Conclusion

In this work, we present a simple and efficient baseline for video action recognition. Our SEVNets, while being much more compact in terms of computation complexity and number of parameters, can achieve similar or even better performance than existing arts on a few popular action recognition datasets. On the fine-grained action recognition dataset FineGym, SEVNets with RGB-only input improves the state-of-the-art accuracy by more than 5% compared to heavy two-stream models. Through our comprehensive experiments on various datasets, we show that it is possible to achieve comparable performance by directly training on the target dataset without any pretraining, not

Structure	G	Million Params	GFLOPs	SSV2 Acc@1(%)
SEVNet	6	2.5	7.7	60.66
SEVNet	8	4.4	13.4	61.55
SEVNet+SE	6	2.8	7.7	61.65
SEVNet+SE	8	4.9	13.4	62.47

Table 7: **Experiments with SE unit**

only on Kinetics, but also on other smaller datasets such as Something-Something-V1 & V2. We hope this work can motivate further exploration of designing efficient 3D structures for video action recognition, instead of constraining research in tweaking existing 2D networks.

References

- Cai, L.; Zhao, B.; Wang, Z.; Lin, J.; Foo, C. S.; Aly, M. S.; and Chandrasekhar, V. 2019. Maxpoolnms: getting rid of nms bottlenecks in two-stage object detectors. In *Proceedings of the IEEE/CVF Conference on Computer Vision and Pattern Recognition*, 9356–9364.
- Carreira, J.; and Zisserman, A. 2017. Quo vadis, action recognition? a new model and the kinetics dataset. In *proceedings of the IEEE Conference on Computer Vision and Pattern Recognition*, 6299–6308.
- Chen, C.; Wang, Z.; Chen, X.; Lin, J.; and Aly, M. M. S. 2021. Efficient Tunstall decoder for deep neural network compression. In *2021 58th ACM/IEEE Design Automation Conference (DAC)*, 1021–1026. IEEE.
- Chen, J.; Duan, L.-Y.; Ji, R.; and Wang, Z. 2012. Multi-stage vector quantization towards low bit rate visual search. In *2012 19th IEEE International Conference on Image Processing*, 2445–2448. IEEE.
- Deng, J.; Dong, W.; Socher, R.; Li, L.-J.; Li, K.; and Fei-Fei, L. 2009. Imagenet: A large-scale hierarchical image database. In *2009 IEEE conference on computer vision and pattern recognition*, 248–255. Ieee.
- Duan, L.-Y.; Lin, J.; Wang, Z.; Huang, T.; and Gao, W. 2015. Weighted component hashing of binary aggregated descriptors for fast visual search. *IEEE Transactions on multimedia* 17(6): 828–842.
- Duan, L.-y.; Wu, Y.; Huang, Y.; Wang, Z.; Yuan, J.; and Gao, W. 2018. Minimizing reconstruction bias hashing via joint projection learning and quantization. *IEEE Transactions on Image Processing* 27(6): 3127–3141.
- Fan, Q.; Chen, C.-F. R.; Kuehne, H.; Pistoia, M.; and Cox, D. 2019. More Is Less: Learning Efficient Video Representations by Big-Little Network and Depthwise Temporal Aggregation. In *Advances in Neural Information Processing Systems*, 2261–2270.
- Feichtenhofer, C.; Fan, H.; Malik, J.; and He, K. 2019. Slow-fast networks for video recognition. In *Proceedings of the IEEE International Conference on Computer Vision*, 6202–6211.
- Feichtenhofer, C.; Pinz, A.; and Wildes, R. P. 2016. Spatiotemporal Residual Networks for Video Action Recognition. *arXiv preprint arXiv:1611.02155*.
- Goyal, R.; Kahou, S. E.; Michalski, V.; Materzynska, J.; Westphal, S.; Kim, H.; Haanel, V.; Fruend, I.; Yianilos, P.; Mueller-Freitag, M.; et al. 2017. The” Something Something” Video Database for Learning and Evaluating Visual Common Sense. In *Proceedings of the IEEE conference on Computer Vision and Pattern Recognition*, volume 1, 5.
- He, K.; Zhang, X.; Ren, S.; and Sun, J. 2016. Deep residual learning for image recognition. In *Proceedings of the IEEE conference on computer vision and pattern recognition*, 770–778.
- Howard, A. G.; Zhu, M.; Chen, B.; Kalenichenko, D.; Wang, W.; Weyand, T.; Andreetto, M.; and Adam, H. 2017. Mobilenets: Efficient convolutional neural networks for mobile vision applications. *arXiv preprint arXiv:1704.04861*.
- Hu, J.; Shen, L.; and Sun, G. 2018. Squeeze-and-excitation networks. In *Proceedings of the IEEE conference on computer vision and pattern recognition*, 7132–7141.
- Ioffe, S.; and Szegedy, C. 2015. Batch normalization: Accelerating deep network training by reducing internal covariate shift. *arXiv preprint arXiv:1502.03167*.
- Jiang, B.; Wang, M.; Gan, W.; Wu, W.; and Yan, J. 2019. STM: SpatioTemporal and motion encoding for action recognition. In *Proceedings of the IEEE International Conference on Computer Vision*, 2000–2009.
- Krizhevsky, A.; Sutskever, I.; and Hinton, G. E. 2012. Imagenet classification with deep convolutional neural networks. In *Advances in neural information processing systems*, 1097–1105.
- Li, X.; Wang, J.; Ma, L.; Zhang, K.; Lian, F.; Kang, Z.; and Wang, J. 2020a. STH: Spatio-Temporal Hybrid Convolution for Efficient Action Recognition. *arXiv preprint arXiv:2003.08042*.
- Li, Y.; Ji, B.; Shi, X.; Zhang, J.; Kang, B.; and Wang, L. 2020b. TEA: Temporal Excitation and Aggregation for Action Recognition. In *Proceedings of the IEEE/CVF Conference on Computer Vision and Pattern Recognition*, 909–918.
- Lin, J.; Gan, C.; and Han, S. 2019. Tsm: Temporal shift module for efficient video understanding. In *Proceedings of the IEEE International Conference on Computer Vision*, 7083–7093.
- Lin, J.; Wang, Z.; Wang, Y.; Chandrasekhar, V.; and Li, L. 2015. Selective aggregated descriptors for robust mobile image retrieval. In *2015 Asia-Pacific Signal and Information Processing Association Annual Summit and Conference (APSIPA)*, 169–177. IEEE.
- Liu, Z.; Luo, D.; Wang, Y.; Wang, L.; Tai, Y.; Wang, C.; Li, J.; Huang, F.; and Lu, T. 2019. TEINet: Towards an Efficient Architecture for Video Recognition. *arXiv preprint arXiv:1911.09435*.
- Loshchilov, I.; and Hutter, F. 2016. Sgdr: Stochastic gradient descent with warm restarts. *arXiv preprint arXiv:1608.03983*.

- Luo, C.; and Yuille, A. L. 2019. Grouped Spatial-Temporal Aggregation for Efficient Action Recognition. In *Proceedings of the IEEE International Conference on Computer Vision*, 5512–5521.
- Ma, P.; Zhou, Y.; Lu, Y.; and Zhang, W. 2019. Learning Efficient Video Representation with Video Shuffle Networks. *arXiv preprint arXiv:1911.11319*.
- Mahdisoltani, F.; Berger, G.; Gharbieh, W.; Fleet, D.; and Memisevic, R. 2018. On the effectiveness of task granularity for transfer learning. *arXiv preprint arXiv:1804.09235*.
- Monfort, M.; Ramakrishnan, K.; Andonian, A.; McNamara, B. A.; Lascelles, A.; Pan, B.; Gutfreund, D.; Feris, R.; and Oliva, A. 2019. Multi-Moments in Time: Learning and Interpreting Models for Multi-Action Video Understanding. *arXiv preprint arXiv:1911.00232*.
- Nair, V.; and Hinton, G. E. 2010. Rectified linear units improve restricted boltzmann machines. In *Proceedings of the 27th international conference on machine learning (ICML-10)*, 807–814.
- Paszke, A.; Gross, S.; Massa, F.; Lerer, A.; Bradbury, J.; Chanan, G.; Killeen, T.; Lin, Z.; Gimelshein, N.; Antiga, L.; et al. 2019. Pytorch: An imperative style, high-performance deep learning library. In *Advances in neural information processing systems*, 8026–8037.
- Qiu, Z.; Yao, T.; and Mei, T. 2017. Learning spatio-temporal representation with pseudo-3d residual networks. In *proceedings of the IEEE International Conference on Computer Vision*, 5533–5541.
- Radosavovic, I.; Kosaraju, R. P.; Girshick, R.; He, K.; and Dollár, P. 2020. Designing network design spaces. In *Proceedings of the IEEE/CVF Conference on Computer Vision and Pattern Recognition*, 10428–10436.
- Shan, K.; Wang, Y.; Wang, Z.; Liang, T.; Tang, Z.; Chen, Y.; and Li, Y. 2020. MixTConv: Mixed Temporal Convolutional Kernels for Efficient Action Recognition. *arXiv preprint arXiv:2001.06769*.
- Shao, D.; Zhao, Y.; Dai, B.; and Lin, D. 2020. FineGym: A Hierarchical Video Dataset for Fine-Grained Action Understanding. In *Proceedings of the IEEE/CVF Conference on Computer Vision and Pattern Recognition (CVPR)*.
- Shao, H.; Qian, S.; and Liu, Y. 2020. Temporal Interlacing Network. *arXiv preprint arXiv:2001.06499*.
- Simonyan, K.; and Zisserman, A. 2014. Two-stream convolutional networks for action recognition in videos. In *Advances in neural information processing systems*, 568–576.
- Srivastava, N.; Hinton, G.; Krizhevsky, A.; Sutskever, I.; and Salakhutdinov, R. 2014. Dropout: A Simple Way to Prevent Neural Networks from Overfitting. *Journal of Machine Learning Research* 15(56): 1929–1958. URL <http://jmlr.org/papers/v15/srivastava14a.html>.
- Tan, M.; and Le, Q. V. 2019. Efficientnet: Rethinking model scaling for convolutional neural networks. *arXiv preprint arXiv:1905.11946*.
- Tran, D.; Bourdev, L.; Fergus, R.; Torresani, L.; and Paluri, M. 2015. Learning spatiotemporal features with 3d convolutional networks. In *Proceedings of the IEEE international conference on computer vision*, 4489–4497.
- Tran, D.; Wang, H.; Torresani, L.; and Feiszli, M. 2019. Video classification with channel-separated convolutional networks. In *Proceedings of the IEEE International Conference on Computer Vision*, 5552–5561.
- Tran, D.; Wang, H.; Torresani, L.; Ray, J.; LeCun, Y.; and Paluri, M. 2018. A closer look at spatiotemporal convolutions for action recognition. In *Proceedings of the IEEE conference on Computer Vision and Pattern Recognition*, 6450–6459.
- Wang, H.; Tran, D.; Torresani, L.; and Feiszli, M. 2020. Video Modeling with Correlation Networks. In *Proceedings of the IEEE/CVF Conference on Computer Vision and Pattern Recognition*, 352–361.
- Wang, L.; Xiong, Y.; Wang, Z.; Qiao, Y.; Lin, D.; Tang, X.; and Van Gool, L. 2016a. Temporal segment networks: Towards good practices for deep action recognition. In *European conference on computer vision*, 20–36. Springer.
- Wang, X.; Girshick, R.; Gupta, A.; and He, K. 2018. Non-local neural networks. In *Proceedings of the IEEE conference on computer vision and pattern recognition*, 7794–7803.
- Wang, Z.; Duan, L.-Y.; Huang, T.; and Wen, G. 2016b. Affinity preserving quantization for hashing: A vector quantization approach to learning compact binary codes. In *Proceedings of the AAAI Conference on Artificial Intelligence*, volume 30.
- Wang, Z.; Duan, L.-Y.; Lin, J.; Chen, J.; Huang, T.; and Gao, W. 2015a. Optimizing binary fisher codes for visual search. In *2015 Data Compression Conference*, 475–475. IEEE.
- Wang, Z.; Duan, L.-Y.; Lin, J.; Huang, T.; Gao, W.; and Bober, M. 2014. Component hashing of variable-length binary aggregated descriptors for fast image search. In *2014 IEEE International Conference on Image Processing (ICIP)*, 2217–2221. IEEE.
- Wang, Z.; Duan, L.-Y.; Lin, J.; Wang, X.; Huang, T.; and Gao, W. 2015b. Hamming Compatible Quantization for Hashing. In *IJCAI*, 2298–2304.
- Wang, Z.; Duan, L.-Y.; Yuan, J.; Huang, T.; and Gao, W. 2016c. To project more or to quantize more: Minimizing reconstruction bias for learning compact binary codes. In *International Joint Conference on Artificial Intelligence*.
- Wang, Z.; Kuan, K.; Ravaut, M.; Manek, G.; Song, S.; Fang, Y.; Kim, S.; Chen, N.; D’Haro, L. F.; Tuan, L. A.; et al. 2017. Truly multi-modal youtube-8m video classification with video, audio, and text. *arXiv preprint arXiv:1706.05461*.
- Wang, Z.; Lin, J.; Geng, X.; Aly, M. M. S.; and Chandrasekhar, V. 2022. Rdo-q: Extremely fine-grained channel-wise quantization via rate-distortion optimization. In *European Conference on Computer Vision*, 157–172. Springer.

- Wu, Y.; Wang, Z.; Yuan, J.; and Duan, L. 2016. A compact binary aggregated descriptor via dual selection for visual search. In *Proceedings of the 24th ACM international conference on Multimedia*, 426–430.
- Xiao, B.; Wu, H.; and Wei, Y. 2018. Simple baselines for human pose estimation and tracking. In *Proceedings of the European conference on computer vision (ECCV)*, 466–481.
- Xie, S.; Sun, C.; Huang, J.; Tu, Z.; and Murphy, K. 2018. Rethinking spatiotemporal feature learning: Speed-accuracy trade-offs in video classification. In *Proceedings of the European Conference on Computer Vision (ECCV)*, 305–321.
- Xu, K.; Wang, Z.; Chen, C.; Geng, X.; Lin, J.; Yang, X.; Wu, M.; Li, X.; and Lin, W. 2024. Lpvit: Low-power semi-structured pruning for vision transformers. In *European Conference on Computer Vision*, 269–287. Springer.
- Xu, K.; Wang, Z.; Geng, X.; Wu, M.; Li, X.; and Lin, W. 2023. Efficient joint optimization of layer-adaptive weight pruning in deep neural networks. In *Proceedings of the IEEE/CVF international conference on computer vision*, 17447–17457.
- Young, S. I.; Zhe, W.; Taubman, D.; and Girod, B. 2021. Transform quantization for CNN compression. *IEEE Transactions on Pattern Analysis and Machine Intelligence* 44(9): 5700–5714.
- Yuan, F.; Wang, Z.; Lin, J.; D’Haro, L. F.; Jae, K. J.; Zeng, Z.; and Chandrasekhar, V. 2017. End-to-end video classification with knowledge graphs. *arXiv preprint arXiv:1711.01714*.
- Zhang, B.; Wang, L.; Wang, Z.; Qiao, Y.; and Wang, H. 2016. Real-time action recognition with enhanced motion vector CNNs. In *Proceedings of the IEEE conference on computer vision and pattern recognition*, 2718–2726.
- Zhang, X.; Zhou, X.; Lin, M.; and Sun, J. 2018. Shufflenet: An extremely efficient convolutional neural network for mobile devices. In *Proceedings of the IEEE conference on computer vision and pattern recognition*, 6848–6856.
- Zhe, W.; Lin, J.; Aly, M. S.; Young, S.; Chandrasekhar, V.; and Girod, B. 2021. Rate-distortion optimized coding for efficient cnn compression. In *2021 Data Compression Conference (DCC)*, 253–262. IEEE.
- Zhe, W.; Lin, J.; Chandrasekhar, V.; and Girod, B. 2019. Optimizing the bit allocation for compression of weights and activations of deep neural networks. In *2019 IEEE International Conference on Image Processing (ICIP)*, 3826–3830. IEEE.
- Zhou, B.; Andonian, A.; Oliva, A.; and Torralba, A. 2018. Temporal Relational Reasoning in Videos. In *Proceedings of the European Conference on Computer Vision (ECCV)*.