
GUNGNIR: EXPLOITING STYLISTIC FEATURES IN IMAGES FOR BACKDOOR ATTACKS ON DIFFUSION MODELS

Yu Pan^{1,2}, Bingrong Dai², Jiahao Chen¹, Lin Wang¹, Yi Du¹, Jiao Liu²

¹School of Computer and Information Engineering, Shanghai Polytechnic University, China

²Shanghai Development Center of Computer Software Technology, China
yupan.sspu@gmail.com

ABSTRACT

In recent years, Diffusion Models (DMs) have demonstrated significant advances in the field of image generation. However, according to current research, DMs are vulnerable to backdoor attacks, which allow attackers to control the model’s output by inputting data containing covert triggers, such as a specific visual patch or phrase. Existing defense strategies are well equipped to thwart such attacks through backdoor detection and trigger inversion because previous attack methods are constrained by limited input spaces and low-dimensional triggers. For example, visual triggers are easily observed by defenders, text-based or attention-based triggers are more susceptible to neural network detection. To explore more possibilities of backdoor attack in DMs, we propose **Gungnir**, a novel method that enables attackers to activate the backdoor in DMs through style triggers within input images. Our approach proposes using stylistic features as triggers for the first time and implements backdoor attacks successfully in image-to-image tasks by introducing Reconstructing-Adversarial Noise (RAN) and Short-Term Timesteps-Retention (STTR). Our technique generates trigger-embedded images that are perceptually indistinguishable from clean images, thus bypassing both manual inspection and automated detection neural networks. Experiments demonstrate that Gungnir can easily bypass existing defense methods. Among existing DM defense frameworks, our approach achieves a 0% backdoor detection rate (BDR). Our codes are available at <https://github.com/paoche11/Gungnir>.

1 Introduction

Generative artificial intelligence has played an important role in various fields, particularly in image generation and editing tasks [1, 2]. Among the various models, diffusion models (DMs) have demonstrated a superior ability to generate high-quality images [3, 4, 5], which also allow users to input conditions like prompts, original images, depth maps, and Canny edges to guide the model’s output [6, 7].

However, recent studies demonstrate that DMs are susceptible to backdoor attacks [8]. Attackers can use specific triggers, such as a patch embedded in noise (*e.g.*, a white square) or a predefined phrase (*e.g.*, a specially encoded character), to activate secret mappings within models [9, 10]. In this scenario, attackers use toxic data to fine-tune DMs and mislead their output to desired results. The final results may include specific images, biased pictures, or even harmful outputs (*e.g.*, explicit or violent content). Attackers only need to inject a small percentage of toxic data (typically around 5%-10%) to effectively execute a backdoor attack. Furthermore, by applying techniques such as adversarial optimization, attackers can maximize the utility of models.[11].

The powerful generative capabilities and vulnerability of DMs raise significant concerns about backdoor attacks [12, 13, 14, 15]. These attacks often lead to serious consequences, when users download pre-trained models from open platforms (*e.g.*, Hugging Face or GitHub), they often remain unaware of the hidden backdoors that may exist, as these backdoors typically remain dormant until activated. Therefore, it is difficult for users to discern how attackers are executing the attack and what their objectives are. The attacker can easily alter the model’s output, misclassify the result, or directly generate the desired content. In downstream tasks, backdoor attacks can expose users to various risks, including but not limited to infringement lawsuits, privacy breaches, and political security issues [16]. Previous research has shown




Figure 1: Overview our Gungnir method enables attackers to activate a backdoor in diffusion models through a specific style from a perfectly normal image input.

that face recognition models vulnerable to backdoor attacks can be easily spoofed [17, 18, 19]. Similarly, in image generation tasks, when the backdoor is activated, the compromised model may produce images that violate copyright. Figure.2 illustrates the impact of various existing backdoor attacks. In the first column, an attacker uses a specific patch to prompt the model to generate a particular cartoon hat image. In the second column, the attacker employs a phrase trigger to induce the model to produce the target image.

To explore more possibilities of backdoor attacks in DMs, expand the attack input space and reveal the role of the original image features in backdoor attacks. We propose **Gungnir**, which for the first time utilizes raw feature information in images to execute backdoor attacks in image-to-image tasks. Our contributions are as follows:

- We have expanded the attack input space for backdoor attacks and successfully utilized the style of input images as triggers for backdoor attacks. This approach differs significantly from previous methods that relied on additional manipulation of images and conditions. Our work provides the first evidence that DMs can perceive the style of input images, demonstrating that these image raw features can be employed as triggers for backdoor attacks. Experimental results confirm that Gungnir achieves a higher level of stealth, since the style triggers appears entirely benign from the defender’s perspective. In contrast, additive-patch or text-based triggers are more easily detected by neural network-based defense frameworks.
- We found that when stylistic features are used as triggers, the model fine-tuning strategy differs from that of ordinary backdoor attacks. So we propose the Reconstruction-Adversarial Noise (RAN), which does not directly use the target image as the training objective but shifts the distribution of outputs from the noise level by reconstructing adversarial noise. Experimental results demonstrate that utilizing stylistic features as backdoor triggers achieves high effectiveness not only in image-to-image tasks, but also in text-to-image and image inpainting tasks - even without additional backdoor training on these tasks.
- In ablation studies, we demonstrate the superior stealthiness of Gungnir. While conventional full-timestep attacks and methods using target images as training objectives are easily detected by existing defense frameworks, Gungnir successfully evades detection, bypassing both attention-map analysis and neural network-based detection methods.

2 Related Work

In this section, we will introduce Diffusion Models (DMs) (Section 2.1) and discuss existing attack and defense strategies in DMs (Section 2.2 and Section 2.3). Finally, we critically analyze previous work and identify key limitations that motivate our approach (Section 2.4).

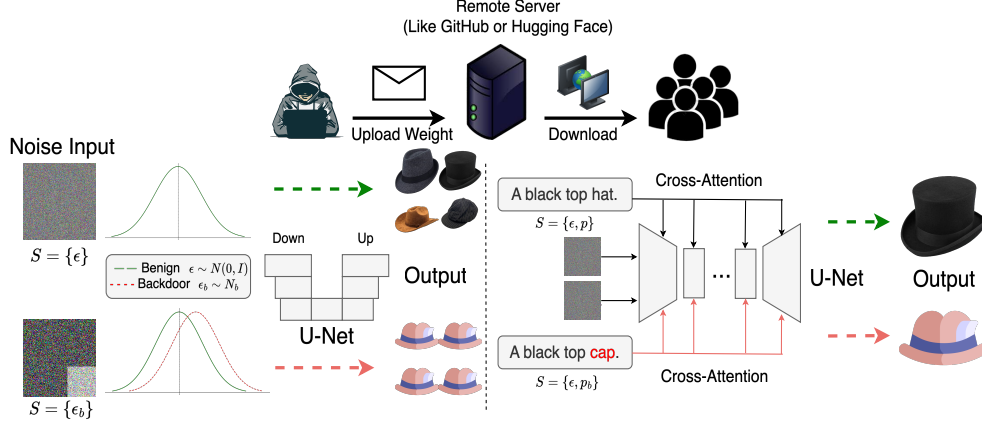


Figure 2: A backdoor attack operates on the principle that when an attacker supplies an input containing a predefined trigger to a compromised model, a hidden mapping is activated within the model and causes the model to generate attacker-specified content.

2.1 Diffusion Models

The *Denoising Diffusion Probabilistic Model* (DDPM) [4] was the first work to apply diffusion models to image generation tasks. Subsequently, *Denoising Diffusion Implicit Models* (DDIM) [5] accelerated the inference process, and *Score-Based Generative Modeling* (SDE) [20] transformed the inference process into a stochastic differential equation. In DMs, the primary objective is to learn and summarize a new distribution from the existing data distribution, encompassing both forward and backward processes. In DDPM, the forward process involves adding noise to the training data, which can be expressed as $q(x_t|x_0) = N(x_t; \sqrt{\bar{\alpha}_t}x_0, (1 - \bar{\alpha}_t)I)$, where x_0 represents the training data and x_t represents the noisy data at time t . The reverse process is often considered a Markov chain, where the state of x_t is only dependent on the state of x_{t-1} , the equation can be summarized as $q(x_{t-1}|x_t) = N(x_{t-1}; \tilde{\mu}_\theta(x_t), \tilde{\beta}_\theta(x_t))$. *Latent Diffusion Models* (LDM) [21] first introduced to perform this process in the latent space by using encoder works like *Variational Autoencoders* (VAE) [22] to compress data, the training efficiency is significantly improved.

2.2 Backdoor Attacks

Backdoor attacks in DMs involve the attacker embedding a covert trigger into the input data [23, 24]. When the backdoor is activated, the hidden mapping causes the model to sample images from a shifted distribution, often aligning with the attacker’s intent. These attacks often result in the generation of malicious representations, such as violent or pornographic images.

TrojDiff [25] is the first work to apply backdoor attacks in DDPM and DDIM. After this, Rickroll [10] proposed a new attack method, using triggers in the prompt dimension. Until now, even additional conditions like ControlNet [6] can be used for backdoor attacks. It is worth mentioning that TERD [26] unified existing backdoor attacks on DMs, which can be expressed as $x_t = a(x_0, t)x_0 + b(t)\epsilon + c(t)r$, and effectively prevents attacks based on patch and prompt.

2.3 Backdoor Defense

From now, only a few works studied on defense of backdoor attacks in DMs, These works are typically executed by constructing a neural network for backdoor detection and a loss function for trigger inversion. In Eliagh [27], defenders used paired inputs of pure and backdoor generation as training samples for Random Forest [28], successfully implementing trigger inversion. T2IShield [29] was the first work to achieve backdoor detection on text triggers and discovered the “Assimilation Phenomenon” by examining the attention map in the attention layers. Recent research has optimized the backdoor inversion loss function by constructing a triangle inequality, effectively defending against BadDiffusion [9], TrojDiff [25], and VillanDiffusion [30].

2.4 Limitations

We observe that existing work on backdoor attacks and defenses has focused only on a narrow input space and simpler features. Work such as Stable Diffusion [3] has incorporated text features into the attention layer of UNet to guide the

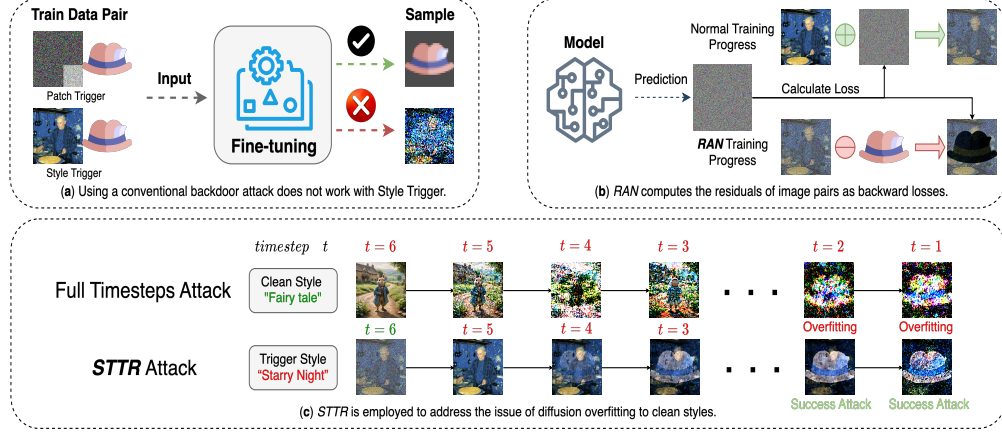


Figure 3: Overview our approach Gungnir, utilizing RAN and STTR, successfully implements the style of the input image as a trigger for a backdoor attack in the image-to-image task.

inference process. ControlNet [6] introduces replicated modules to constrain the model’s output with additional control conditions. Style transfer works [31, 32, 7] introduce additional structures to extract styles in the image generation process. All these indicate that in the threat model of DMs, the input space extends beyond noise input to include various other additional information. This information often affects the denoising step by influencing layers in UNet network of DMs [33]. We investigate whether backdoor attacks operating in expanded input spaces and leveraging complex features (such as stylistic features) can simultaneously achieve: (1) improved stealth against human inspection, (2) high attack success rates, and (3) evasion of state-of-the-art detection frameworks.

To achieve these goals, we propose Gungnir, which differs from previous works by considering the broader input space and exploiting stylistic features as backdoor trigger, successfully revealing a novel potential backdoor attack threat.

3 Method

In this section, we will discuss the knowledge possessed by attackers and defenders in our threat model (Section 3.1.1 and Section 3.1.2) and overview the attack strategy of Gungnir (Section 3.2).

3.1 Threat Model

Following prior works, we formalize the backdoor attack scenario for DMs through a game-theoretic model that involves two parties: attackers with privileged training access and defenders with model access. The specific knowledge assumptions for each party are detailed in Sections 3.1.1 and 3.1.2.

3.1.1 Attacker’s Knowledge.

In our threat model, to inject backdoors into DMs, attackers have permission to manipulate the training process and can poison a certain percentage of toxic data [10, 30]. After this, attackers can access the model and use any data from the input space as input.

3.1.2 Defender’s Knowledge.

In previous studies [26, 27], the definition of defender knowledge includes: 1) allowing the defender to access all parameters of the model; and 2) knowing the type of triggers and target images generated by the model after the backdoor is activated. It is worth mentioning that these conditions are often unrealistic in real attack scenarios, where attackers do not disclose their intentions to defenders in advance. Research has shown that attackers can not only generate specific target images, but also produce different representations of the same subject (*e.g.*, specific styles or embedded images) by activating toxic neuron mappings [34, 35]. However, to emphasize the stealth of Gungnir, we still assume that the defender possesses all the knowledge mentioned above.

3.2 Approach Overview

In our approach, we focus on one goal: exploiting stylistic features of input images as triggers in the image-to-image task to activate a backdoor in the target DM.

To achieve this goal, we first employ a traditional backdoor attack strategy that uses input-output image pairs to train the target DM. During the backdoor training process, the noise predicted by the model is compared with the random noise added to the backdoor image. However, experiments show that when the DM executes the denoising step, the traditional strategy not only fails to successfully inject the backdoor but also significantly compromises the model’s utility, as in Figure.3 (a). Therefore, we introduced a novel method we call Reconstructing-Adversarial Noise (RAN) to address the issue of improper backdoor training. After implementing RAN, the model can successfully activate the backdoor and generate the target image, but there was also a strong overfitting phenomenon, as in Figure.3 (b). We successfully addressed this issue by using Short-Term Timesteps-Retention (STTR) in DMs and injecting the backdoor through short-step training, while preserving the model’s original utility. This approach contrasts with the full-timestep attack ($T_b = T$) adopted in previous work, as in Figure.3 (c).

Methods	BadDiff	TrojDiff	RickRoll	Control ControlNet	Villan	Gungnir
Target	DDPM	DDPM, DDIM	Stable Diffusion	ControlNet	Stable Diffusion	Image-to-Image
ϵ_b	$N(\mu, I)$	$N(\mu, \gamma^2 I)$	$N(0, I)$	$N(0, I)$	$N(0, I)$	$N(0, I)$
A_b	\emptyset	\emptyset	$\{prompts_b\}$	$\{controlnets_b, prompts_b\}$	$\{images_b, prompts_b\}$	$\{images_b\}$
Trigger	Noise	Noise	Prompt	Prompt, ControlNet	Prompt, Patch	Style

Table 1: Shows existing attack methods and their attack space, including backdoor noise input ϵ_b and additional input A_b . Unlike these methods, Gungnir not only targets the Stable Diffusion image-to-image task but also employs image style as an imperceptible trigger.

3.3 Define Input Space and Attack Target

Inspired by existing works [3, 6, 36, 37], we find that although DDPM performs image inference from pure noise, additional conditionals such as prompts, images, and controlnet are often introduced to constrain the inference diffusion step. During building threat models, these additional input spaces A_{cond} should be considered as targets for attackers, rather than focusing solely on the final noisy image x_t . Therefore, we redefine the DMs entire input space S_{input} in the backdoor attackers’ knowledge:

$$S_{input} = \{(\epsilon, a) | \epsilon \sim N(0, I), a \subseteq A_{cond}\}, \quad (1)$$

Where S_{input} represents the whole input space of the entire DMs, $\epsilon \sim N(0, I)$ denotes that n belongs to Gaussian noise. The additional input space A_{cond} encompasses all supplementary information received by the model, including but not limited to *prompts*, *images*, *controlnet*, which can be expressed as:

$$A_{cond} = \{prompts, images, controlnet, \dots\}, \quad (2)$$

It is evident that the input space S_{input} of the final model consists of random noise input n and additional input a , with the space defined by A_{cond} depending on the specific task of the model. In the backdoor attacks, we define the backdoor attack input for the noise space as $n_b \sim N_b$, since the backdoor based on noise space often includes inputs specifically constructed by the attacker(e.g In TrojDiff, noise input can be expressed as $n_b \sim N(\mu, \gamma^2 I)$). In Table.1, we unify some backdoor attack methods on both noise space N_b and additional condition space A_b to obtain the following result:

$$S_{input} = \begin{cases} (\epsilon, a), \epsilon \sim N, a \subseteq A_{cond}, & \text{Benign} \\ (\epsilon_b, a_b), \epsilon_b \sim N_b, a_b \subseteq A_b. & \text{Attack} \end{cases} \quad (3)$$

In a backdoor attack, the attacker’s objective is consistently to manipulate the model’s input by altering the data within S_{input} . In the context of Gungnir, we define the target as the generation of specific images.

3.4 Attack Method

DMs allow users to employ an image as a starting point for the diffusion process. In Latent Diffusion Models (LDMs), this image is encoded into latent space and subsequently processed by the UNet network. In Gungnir, we define the attack space S_g as follows:

$$S_g = \{(\epsilon, a_b) | \epsilon \sim N(0, I), a_b = \{images_b\}\}, \quad (4)$$

This implies that we utilize pure noise, prompt words, and image inputs containing triggers as mechanisms for executing backdoor attacks. In the initial phase of the attack, we use a data pair consisting of a specific style of trigger image

and target image to poison the target DM. Following the standard training procedure of the diffusion model, the loss equation \mathcal{L}_g can be expressed as:

$$\mathcal{L}_g = \mathbb{E}_{x_0, s_g, t} [\|\epsilon - \epsilon_\theta(x_t, a_b, t)\|^2]. \quad (5)$$

However, we observed that during the training process, variations in the image often led to the DMs losing its ability to perceive the overall style of the image, thereby disrupting the model’s gradient. To address this issue, we reconstruct a residual \mathbf{r} from the model’s noisy input and the target image \mathbf{i}_t (in LDMs, \mathbf{i}_t is a latent tensor), calculating the loss function between the residual and the model’s prediction, and then we have our new loss function:

$$\mathbf{r} = \sqrt{\alpha_t} \mathbf{x}_0 + \sqrt{1 - \alpha_t} \epsilon - \text{trans}(\mathbf{i}_t), \quad (6)$$

$$\mathcal{L}'_g = \mathbb{E}_{x_0, s_g, t} [\|\mathbf{r} - \epsilon_\theta(x_t, a_b, t)\|^2], \quad (7)$$

Where trans represents the vectorization of input images. The corresponding proof process is as follows: take DDPM as an example, we can get backward process $p(x_{t-1}|x_t) \sim N(\frac{1}{\sqrt{\alpha_t}}(x_t - \frac{1-\alpha_t}{\sqrt{1-\alpha_t}}\epsilon), (\frac{\sqrt{1-\alpha_t}\sqrt{1-\alpha_{t-1}}}{\sqrt{1-\alpha_t}})^2)$, where ϵ often predicted by DMs. In RAN, ϵ_θ approaches \mathbf{r} , and the new mean μ' can be expressed as:

$$\mu' = \frac{1}{\sqrt{\alpha_t}} [x_t - \frac{1-\alpha_t}{\sqrt{1-\alpha_t}} \cdot \mathbf{r}], \quad (8)$$

By substituting $\mathbf{r} = \sqrt{\alpha_t} \mathbf{x}_0 + \sqrt{1 - \alpha_t} \epsilon - \text{trans}(\mathbf{i}_t)$, we obtain the final μ' :

$$\mu' = \frac{x_t - \epsilon(1 - \alpha_t)}{\sqrt{\alpha_t}} - \frac{(1 - \alpha_t)[\sqrt{\alpha_t} x_0 - \text{trans}(\mathbf{i}_t)]}{\sqrt{\alpha_t} \sqrt{1 - \alpha_t}}, \quad (9)$$

By computing $\mu' - \mu$, we obtain the mean shift result, which contains a vector $\text{trans}(\mathbf{i}_t)$ to generate target image and a adversarial vector $-x_t$ to erases the original distribution in previous timestep:

$$\mu' - \mu = \frac{1 - \alpha_t}{\sqrt{1 - \alpha_t}} [\epsilon - x_t + \text{trans}(\mathbf{i}_t)]. \quad (10)$$

We refer to the residual vector \mathbf{r} as Reconstruction-Adversarial Noise (RAN), which comprises a vector of an anti-target noise. Since the noise predicted by the model will eventually be removed in the backward process, the target image will eventually be reconstructed by triggers. In Appendix.A, we give an additional proof of Gungnir in DDIM and SDEs.

However, regardless of the input image, the model consistently activates the backdoor mapping. By examining the coefficient of $\text{trans}(\mathbf{i}_t)$, it becomes evident that when $t \rightarrow T$, x_t is nearly a complete noise and the shift only left $\frac{1-\alpha_t}{\sqrt{1-\alpha_t}} \cdot \text{trans}(\mathbf{i}_t)$, which may leads the DM to misinterpret noise as a trigger. Experimental results also demonstrate that using the RAN method alone causes overfitting, resulting in the generation of the target image regardless of the input.

We address this issue by leveraging the limited variation of the diffusion model within short time steps, a method we call Short-Term Timesteps-Retention (STTR). Inspired by the backward process of DDPM, as the timestep $t \rightarrow 0$, the x_t already approximates the distribution of the final image, and the shift excluded coefficient is $\epsilon - x_t + \text{trans}(\mathbf{i}_t)$, which preserves both the noise and image information x_t , along with the shift toward the target \mathbf{i}_t . In light of this finding, in Gungnir, backdoor injection is applied only during the first $T_b \in T$ steps of the backward process, while the remaining $T - T_b$ steps are left unchanged. Algorithm.1 outlines the necessary steps for Gungnir training.

4 Experiment

4.1 Experimental Setup

In our experiment, we use MSCOCO [38] as the baseline dataset and Diffusion-SDXL [39] with IP-Adapter [32] as the baseline model for style transfer tasks to generate toxic data. We used four images with different styles as references for the IP-Adapter, generating 5,000 images for each using the SDXL-base-1.0. The reference images are: Van Gogh’s Starry Night, Cyberpunk, Fairy tale, and Comic characters. We selected three different DMs as our backdoor targets: Stable Diffusion v1.5, Stable Diffusion v2.1 and Realistic Vision v4.0. For these baseline models, only one training epoch is sufficient to effectively inject the backdoor. All experiments were conducted on an NVIDIA A800. We provide a detailed experimental algorithm in the Appendix.B.

Algorithm 1 Overall Gungnir training procedure

Input: Style transform model M_t , Clean dataset \mathbf{D}_c , Trigger style \mathbf{s}_t , Backdoor target \mathbf{i}_t , Training parameters θ , Max STTR timestep T_b , Learning rate η ;

Output: Pre-trained parameters θ^* ;

```
1:  $\mathbf{D}_p = M_t(\mathbf{D}_c, \mathbf{s}_t)$ ; # Generate poison dataset
2:  $\mathbf{D} = \{\mathbf{D}_c, \mathbf{D}_p\}$ ; # Merge into training dataset
3:  $S_g = \{(\epsilon, a_b)\}$ ,  $S = \{(\epsilon, a)\}$ ; # Define input space
4: while remaining epochs do
5:    $x_0 \sim \text{Uniform } \mathbf{D}_p$ ;
6:   Sample noise  $\epsilon \sim N(0, I)$ ;
7:   if backdoor training then
8:      $t \sim \text{Uniform}(1, \dots, T_b)$ ;
9:      $x_t = \sqrt{\alpha_t} \mathbf{x}_0 + \sqrt{1 - \alpha_t} \epsilon$ ;
10:     $\mathbf{r} = \sqrt{\alpha_t} \mathbf{x}_0 + \sqrt{1 - \alpha_t} \epsilon - \text{trans}(\mathbf{i}_t)$ ;
11:     $\mathcal{L}'_g = \mathbb{E}_{x_0, s_g, t} [\|\mathbf{r} - \epsilon_\theta(x_t, a_b, t)\|^2]$ ;
12:   else
13:      $t \sim \text{Uniform}(1, \dots, T)$ ;
14:      $x_t = \sqrt{\alpha_t} \mathbf{x}_0 + \sqrt{1 - \alpha_t} \epsilon$ ;
15:      $\mathcal{L} = \mathbb{E}_{x_0, s, t} [\|\epsilon - \epsilon_\theta(x_t, a, t)\|^2]$ ;
16:   end if
17:    $\theta \leftarrow \theta - \eta \nabla_\theta (\mathcal{L} + \mathcal{L}'_g)$ ; # Take gradient step
18: end while
19: return  $\theta^*$ ; # Return the optimized parameters
```

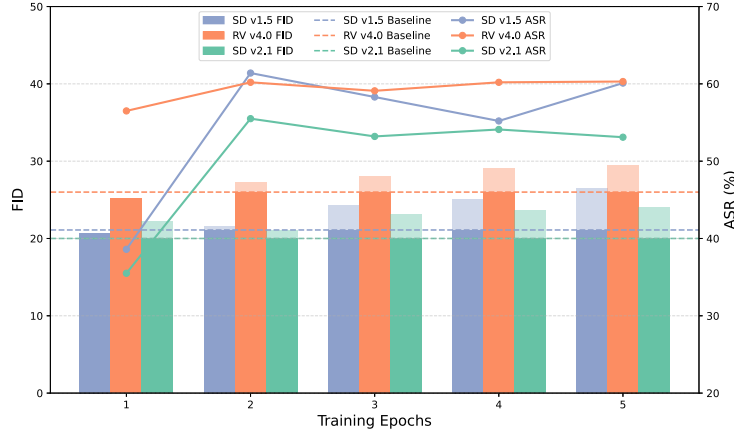


Figure 4: Evaluating the baseline models performance across different training epochs.

4.1.1 Attack Configurations

In the experimental evaluation from the attacker’s perspective, we specify the “Van Gogh’s Starry Night” style as trigger and assess the effectiveness of the Gungnir attack based on this. We used ASR and FID metrics to evaluate the effectiveness and stealthiness of the attack. The poisoned rate in all experiments is **0.05**.

4.1.2 Defense Configurations

On the defensive side, we adopt Eliagh [27] and TERD as our backdoor detection and trigger inversion baselines to evaluate Gungnir. Although triggers of Gungnir are dynamic, we provide as many representative trigger style images as possible to support defense efforts. For each defense framework, we provide 50 trigger images with different contents, their prompts and target images generated by each.




Backdoor Methods	ASR (%) \uparrow	BDR (%) \downarrow	Attack Space	Trigger
Trojdiff	90	Eliagh: 100	$\{\epsilon_b\}$	
Villan Diffusion	99.50	Eliagh: 98.0 TERD: 100	$\{\epsilon_b, prompts_b, images_b\}$	
Rickrolling	97.25	T2IShield: 92.50	$\{prompts_b\}$	“v” (U+0474) “o” (U+0585) ...
Gungnir (Ours)	61.50	Eliagh: 0 TERD: 0	$\{images_b\}$	

Table 2: Compared to TrojDiff and Villan Diffusion, Gungnir leverages style features as triggers, effectively bypassing existing defense frameworks while achieving a high ASR.

4.2 Main Results

4.2.1 Results on Attack Performance

As shown in Figure.4, Gungnir achieved a high ASR in three different models: Stable Diffusion v1.5, Stable Diffusion v2.1 and Realistic Vision V4.0. The experiment demonstrates that Gungnir maintains attack effectiveness in all three baseline models. It is worth noting that Gungnir remains effective in text-to-image and image inpainting tasks without any additional training. When the model is instructed to generate images in a specific style, the backdoor is still activated, producing the target output. In contrast to traditional prompt injection methods, Gungnir not even rely on specific trigger phrases, making it significantly more difficult to detect. Surprisingly, Gungnir also demonstrated strong effectiveness in image-inpainting and text-to-image tasks. The corresponding experimental results are provided in Appendix. C.

4.2.2 Results on Defense Performance

To date, only a few researches have focused on protecting against backdoor attacks in diffusion models. We selected Eliagh and TERD as frameworks for evaluating Gungnir defense because they require only model-sample pairs for backdoor detection and trigger inversion. The experimental results indicate that Gungnir can easily bypass these defense mechanisms, as the input images appear perfectly normal to the defender, even if they contain style triggers.

4.3 Ablation Study

In the ablation experiment, we will discuss the effects of RAN and STTR (Sections 4.3.1 and 4.3.2).

4.3.1 Effects of RAN

In this section, we will explore the importance of Reconstruction-Adversarial Noise (RAN) in Gungnir, using a new parameter γ to control the intensity of RAN during model training:

$$\mathbf{r}' = \sqrt{\alpha_t} \mathbf{x}_0 + \sqrt{1 - \alpha_t} \epsilon - \gamma \cdot \text{trans}(\mathbf{i}_t). \quad (11)$$

Experimental results indicate that when the RAN intensity is too low, the model loses its ability to reconstruct the target image during the denoising process, leading to a significant reduction in ASR. When γ is set to 0-0.3, the gradients will finally collapse without any efficient generation.

4.3.2 Effects of STTR

In this section, we will analyze the role of Short-Term Timesteps-Retention (STTR). When the attacker targets all time steps, DMs exhibits an irreversible overfitting phenomenon. Because at certain timesteps, the model may misidentify the image as a trigger style due to the ambiguity introduced by the denoising process. Figure.5 shows our ablation experiment results.

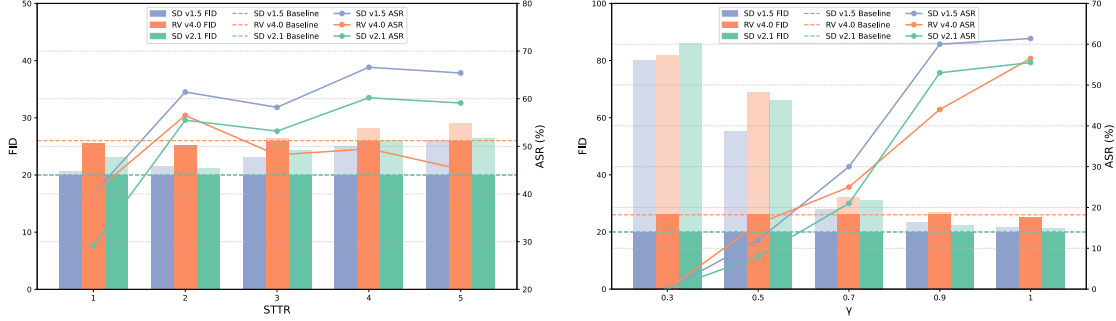


Figure 5: The metrics of different step configurations of STTR and RAN strength γ .

5 Conclusion

In this paper, we propose **Gungnir**, a novel backdoor attack method triggered by exploiting style features in diffusion models. For the first time, we implement a convert backdoor attack for different tasks and propose a new paradigm of backdoor attacks that leverages potential attack spaces. In addition, Reconstruction-Adversarial Noise (RAN) and Short-Term Timesteps-Retention (STTR) introduce entirely new methodologies for the execution of backdoor attacks. Our method expands the dimensionality of the attack input space and presents new challenges to the security of generative models, and we sincerely hope that future research will develop effective defense strategies against backdoor attacks like Gungnir.

References

- [1] Athanasios Karapantelakis et al. “Generative AI in mobile networks: a survey”. In: *Annals of Telecommunications* 79.1 (2024), pp. 15–33.
- [2] Ruchi Gupta et al. “Adoption and impacts of generative artificial intelligence: Theoretical underpinnings and research agenda”. In: *International Journal of Information Management Data Insights* 4.1 (2024), p. 100232.
- [3] Robin Rombach et al. “High-resolution image synthesis with latent diffusion models”. In: *Proceedings of the IEEE/CVF conference on computer vision and pattern recognition*. 2022, pp. 10684–10695.
- [4] Jonathan Ho, Ajay Jain, and Pieter Abbeel. “Denoising diffusion probabilistic models”. In: *Advances in neural information processing systems* 33 (2020), pp. 6840–6851.
- [5] Jiaming Song, Chenlin Meng, and Stefano Ermon. “Denoising diffusion implicit models”. In: *arXiv preprint arXiv:2010.02502* (2020).
- [6] Lvmin Zhang, Anyi Rao, and Maneesh Agrawala. “Adding conditional control to text-to-image diffusion models”. In: *Proceedings of the IEEE/CVF International Conference on Computer Vision*. 2023, pp. 3836–3847.
- [7] Tianhao Qi et al. “DEADiff: An Efficient Stylization Diffusion Model with Disentangled Representations”. In: *Proceedings of the IEEE/CVF Conference on Computer Vision and Pattern Recognition*. 2024, pp. 8693–8702.
- [8] Yiming Li et al. “Backdoor Learning: A Survey”. In: *IEEE Transactions on Neural Networks and Learning Systems* 35.1 (2024), pp. 5–22. DOI: 10.1109/TNNLS.2022.3182979.
- [9] Sheng-Yen Chou, Pin-Yu Chen, and Tsung-Yi Ho. “How to backdoor diffusion models?” In: *Proceedings of the IEEE/CVF Conference on Computer Vision and Pattern Recognition*. 2023, pp. 4015–4024.
- [10] Lukas Struppek, Dominik Hintersdorf, and Kristian Kersting. “Rickrolling the artist: Injecting backdoors into text encoders for text-to-image synthesis”. In: *Proceedings of the IEEE/CVF International Conference on Computer Vision*. 2023, pp. 4584–4596.
- [11] Sen Li, Junchi Ma, and Minhao Cheng. “Invisible Backdoor Attacks on Diffusion Models”. In: *arXiv preprint arXiv:2406.00816* (2024).
- [12] Changjiang Li et al. “Watch the Watcher! Backdoor Attacks on Security-Enhancing Diffusion Models”. In: *arXiv preprint arXiv:2406.09669* (2024).
- [13] Wenli Sun et al. “DiffPhysBA: Diffusion-based Physical Backdoor Attack against Person Re-Identification in Real-World”. In: *arXiv preprint arXiv:2405.19990* (2024).
- [14] Vu Tuan Truong, Luan Ba Dang, and Long Bao Le. “Attacks and defenses for generative diffusion models: A comprehensive survey”. In: *arXiv preprint arXiv:2408.03400* (2024).

- [15] Shuai Zhao et al. “A Survey of Backdoor Attacks and Defenses on Large Language Models: Implications for Security Measures”. In: *arXiv preprint arXiv:2406.06852* (2024).
- [16] Tianyu Gu et al. “BadNets: Evaluating Backdooring Attacks on Deep Neural Networks”. In: *IEEE Access* 7 (2019), pp. 47230–47244. DOI: 10.1109/ACCESS.2019.2909068.
- [17] Jiawei Liang et al. “Poisoned forgery face: Towards backdoor attacks on face forgery detection”. In: *arXiv preprint arXiv:2402.11473* (2024).
- [18] Xiaoxuan Han et al. “Exploiting Backdoors of Face Synthesis Detection with Natural Triggers”. In: *ACM Transactions on Multimedia Computing, Communications and Applications* (2024).
- [19] Ming Sun et al. “MakeupAttack: Feature Space Black-box Backdoor Attack on Face Recognition via Makeup Transfer”. In: *arXiv preprint arXiv:2408.12312* (2024).
- [20] Yang Song et al. “Score-Based Generative Modeling through Stochastic Differential Equations”. In: *International Conference on Learning Representations*. 2021.
- [21] Robin Rombach et al. “High-resolution image synthesis with latent diffusion models”. In: *Proceedings of the IEEE/CVF conference on computer vision and pattern recognition*. 2022, pp. 10684–10695.
- [22] Diederik P Kingma. “Auto-encoding variational bayes”. In: *arXiv preprint arXiv:1312.6114* (2013).
- [23] Yuezun Li et al. “Invisible Backdoor Attack with Sample-Specific Triggers”. In: *IEEE International Conference on Computer Vision (ICCV)*. 2021.
- [24] Tong Wang et al. “An Invisible Black-Box Backdoor Attack Through Frequency Domain”. In: *Computer Vision – ECCV 2022*. Ed. by Shai Avidan et al. Cham: Springer Nature Switzerland, 2022, pp. 396–413.
- [25] Weixin Chen, Dawn Song, and Bo Li. “Trojdiff: Trojan attacks on diffusion models with diverse targets”. In: *Proceedings of the IEEE/CVF Conference on Computer Vision and Pattern Recognition*. 2023, pp. 4035–4044.
- [26] Yichuan Mo et al. “TERD: A Unified Framework for Safeguarding Diffusion Models Against Backdoors”. In: *ICML*. 2024.
- [27] Shengwei An et al. “Elijah: Eliminating backdoors injected in diffusion models via distribution shift”. In: *Proceedings of the AAAI Conference on Artificial Intelligence*. Vol. 38. 10. 2024, pp. 10847–10855.
- [28] Gilles Louppe. “Understanding random forests: From theory to practice”. In: *arXiv preprint arXiv:1407.7502* (2014).
- [29] Zhongqi Wang et al. “T2IShield: Defending Against Backdoors on Text-to-Image Diffusion Models”. In: *Computer Vision – ECCV 2024*. Cham: Springer Nature Switzerland, 2025, pp. 107–124. ISBN: 978-3-031-73013-9.
- [30] Sheng-Yen Chou, Pin-Yu Chen, and Tsung-Yi Ho. “VillanDiffusion: A Unified Backdoor Attack Framework for Diffusion Models”. In: *Advances in Neural Information Processing Systems*. Ed. by A. Oh et al. Vol. 36. Curran Associates, Inc., 2023, pp. 33912–33964.
- [31] Nataniel Ruiz et al. “Dreambooth: Fine tuning text-to-image diffusion models for subject-driven generation”. In: *Proceedings of the IEEE/CVF conference on computer vision and pattern recognition*. 2023, pp. 22500–22510.
- [32] Hu Ye et al. “Ip-adapter: Text compatible image prompt adapter for text-to-image diffusion models”. In: *arXiv preprint arXiv:2308.06721* (2023).
- [33] Olaf Ronneberger, Philipp Fischer, and Thomas Brox. “U-net: Convolutional networks for biomedical image segmentation”. In: *Medical image computing and computer-assisted intervention–MICCAI 2015: 18th international conference, Munich, Germany, October 5-9, 2015, proceedings, part III* 18. Springer. 2015, pp. 234–241.
- [34] Yu Pan et al. *Semantic-Guided Latent Space Backdoor Attack: a Novel Threat to Stable Diffusion*. Tech. rep. EasyChair, 2024.
- [35] Tianyu Wei et al. “EmoAttack: Emotion-to-Image Diffusion Models for Emotional Backdoor Generation”. In: *arXiv preprint arXiv:2406.15863* (2024).
- [36] Chitwan Saharia et al. “Photorealistic text-to-image diffusion models with deep language understanding”. In: *Advances in neural information processing systems* 35 (2022), pp. 36479–36494.
- [37] Chitwan Saharia et al. “Palette: Image-to-image diffusion models”. In: *ACM SIGGRAPH 2022 conference proceedings*. 2022, pp. 1–10.
- [38] Tsung-Yi Lin et al. “Microsoft coco: Common objects in context”. In: *Computer Vision–ECCV 2014: 13th European Conference, Zurich, Switzerland, September 6-12, 2014, Proceedings, Part V* 13. Springer. 2014, pp. 740–755.
- [39] Dustin Podell et al. “Sdxl: Improving latent diffusion models for high-resolution image synthesis”. In: *arXiv preprint arXiv:2307.01952* (2023).
- [40] Martin Heusel et al. “Gans trained by a two time-scale update rule converge to a local nash equilibrium”. In: *Advances in neural information processing systems* 30 (2017).

A Detailed Proof of Section 3.4

We show that using traditional input-output samples and full-timestep injection is ineffective for training high-dimensional feature triggers like image styles. TERD [26] has demonstrated that the backdoor diffusion process follows a Wiener process, so we will discuss Gungnir’s effectiveness in different diffusion solvers.

In section 3.4, we have demonstrated the distribution shift in DDPM. In the similar way, we can calculate the shift in DDIM [5], which inference process can be expressed as:

$$x_{t-1} = \sqrt{\alpha_{t-1}} \left(\frac{x_t - \sqrt{1 - \alpha_t} \cdot \epsilon_\theta(x_t, t)}{\sqrt{\alpha_t}} \right) + \sqrt{1 - \alpha_{t-1}} \cdot \epsilon_\theta(x_t, t), \quad (12)$$

In STTR timesteps, $\epsilon_\theta(x_t, t)$ is predicted to be adversarial noise $\mathbf{r} = x_t - \text{trans}(\mathbf{i}_t)$, we can get the backdoored x'_{t-1} , then calculate the shifted distribution $u' - u$, the shifted distribution contains our attack target $\text{trans}(\mathbf{i}_t)$ and adversarial noise ϵ_θ , as follows:

$$u' - u = (x_t - \text{trans}(\mathbf{i}_t) - \epsilon_\theta(x_t, t)) \left[\frac{\sqrt{\alpha_{t-1}} \sqrt{1 - \alpha_t}}{\sqrt{\alpha_t}} - \sqrt{1 - \alpha_{t-1}} \right]. \quad (13)$$

When $t \in \{1, \dots, T_b\}$, the coefficient containing α_t decreases as t decreases and is always negative until $t = 0$. The shifted distribution contains a negative x_t to cancel the previous normal sample x_t and a positive $\text{trans}(\mathbf{i}_t)$ to reconstruct the target image.

We also demonstrate the validity of RAN in stochastic differential equations (SDEs), generalizing the forward and backward processes from discrete to continuous in the SDE formulations of diffusion models [20]. In SDEs, the inference process can be expressed as:

$$dx = [f(x, t) - g(t)^2 \nabla_x \log p_t(x)] dt + g(t) d\bar{w}_t, \quad (14)$$

In this equation, $f(x, t)$ is drift coefficient, $g(t)$ is diffusion coefficient and \bar{w} stands for the reverse Wiener process, adding randomness to the inference process. SDEs deduce differential x by predicting score function $\nabla_x \log p_t(x)$. In Gungnir, DMs will not predict $p_t(x_t)$, but to predict the RAN $p_{t_b}(x_{t_b}) - \text{trans}(\mathbf{i}_t)$ in STTR timesteps $t_b \in T_b$, the new backward process as follows:

$$dx_t = \begin{cases} [f(x_t, t) - g(t)^2 \nabla_x \log p_t(x)] dt + g(t) d\bar{w}_t, & t \notin T_b \\ [f(x_t, t) - g(t)^2 \nabla_x \log (p_t(x - \text{trans}(\mathbf{i}_t)))] dt + g(t) d\bar{w}_t, & t \in T_b \end{cases} \quad (15)$$

We assume that when $t = t_b$ reaches the maximum number of STTR steps, all $t > t_b$ is normal diffusion, and $t < t_b$ is backdoor injection process: $dx = x_{t_b+\Delta t} - x_{t_b}$ and $dx' = x_{t_b} - x_{t_b-\Delta t}$. Then we can calculate the $dx' - dx$:

$$\begin{aligned} dx' - dx &= g(t)^2 [\nabla_x \log P_t(x) - \nabla_x \log P_t(x - \text{trans}(\mathbf{i}_t))] dt, \\ &= g(t)^2 [\nabla_x \log P_t(x) - \frac{\nabla_x \log P_t(x)}{P_t(x - \text{trans}(\mathbf{i}_t))}] dt, \\ &= g(t)^2 \underbrace{\nabla_x \log P_t(x)}_{\text{ScoreFunction}} \left(1 - \frac{1}{P_t(x - \text{trans}(\mathbf{i}_t))} \right) dt. \end{aligned} \quad (16)$$

The final result shows that when $P(x - \text{trans}(\mathbf{i}_t)) \rightarrow 1$, at a small timestep t , the difference between dx and dx' approaches 0, and when $P(x - \text{trans}(\mathbf{i}_t))$ is uncertain, the result shifts towards the term involving $\text{trans}(\mathbf{i}_t)$. Since $\text{trans}(\mathbf{i}_t)$ is a constant and $P(x - \text{trans}(\mathbf{i}_t))$ represents only a translation of the probability density function, the effect of RAN diminishes as t decreases. This explains why fewer STTR steps correspond to higher model quality in normal generation.

B Algorithm of Gungnir’s Performance

In our experiments, we use the LPIPS metric to evaluate the perceptual similarity of Gungnir’s outputs, and employ pytorch-fid to compute the FID score. The detailed ASR evaluation procedure is as follows: To evaluate the stealthiness of Gungnir, we employ the Fréchet Inception Distance (FID) score [40], a widely used metric for assessing the quality of DM generation. The FID score is defined as follows:

$$\text{FID} = \|\mu_r - \mu_g\|_2^2 + \text{Tr} \left(\Sigma_r + \Sigma_g - 2(\Sigma_r \Sigma_g)^{\frac{1}{2}} \right) \quad (17)$$

In Gungnir, we evaluate the quality of generated images using the MSCOCO [38]. Specifically, we used 4,096 validation samples to calculate the FID scores for all baseline models and attack methods. To ensure consistency, the prompts used for image generation are identical to the captions provided in the validation set. The detailed algorithm is as follows:

Algorithm 2 Overall ASR Evaluation Algorithm

Input: Backdoored DM M_b , Clean prompt dataset \mathbf{D}_c , Target-style images dataset \mathbf{D}_t , Max inference steps T , Target image t_i , Compare function $LIPIS$;

Output: Attack success rate (ASR);

```
1: Initialize success count  $S \leftarrow 0$ ;  
2: Set LPIPS threshold  $\tau$ ;  
3: for each prompt  $p_i$  in  $\mathbf{D}_c$  do  
4:   Generate image  $\hat{x}_i \leftarrow M_b(p_i, T)$ ;  
5:   Compute perceptual similarity score  $s_i \leftarrow LIPIS(\hat{x}_i, t_i)$ ;  
6:   if  $s_i < \tau$  then  
7:      $S \leftarrow S + 1$ ;  
8:   end if  
9: end for  
10: Compute ASR  $\leftarrow \frac{S}{|\mathbf{D}_c|}$ ;  
11: return ASR;
```

Algorithm 3 FID Score Evaluation Algorithm

Input: Generative model M , Prompt dataset $\mathbf{P} = \{p_1, p_2, \dots, p_n\}$, Ground-truth image dataset $\mathbf{X}_r = \{x_1, x_2, \dots, x_n\}$, Max inference steps T , Feature extractor F ;

Output: Fréchet Inception Distance (FID) score;

```
1: Initialize generated image set  $\mathbf{X}_g \leftarrow \emptyset$ ;  
2: for each prompt  $p_i$  in  $\mathbf{P}$  do  
3:   Generate image  $\hat{x}_i \leftarrow M(p_i, T)$ ;  
4:   Add  $\hat{x}_i$  to  $\mathbf{X}_g$ ;  
5: end for  
6: Extract features for real images:  $\mathbf{f}_r \leftarrow F(\mathbf{X}_r)$ ;  
7: Extract features for generated images:  $\mathbf{f}_g \leftarrow F(\mathbf{X}_g)$ ;  
8: Compute statistics:  
9:    $\mu_r, \Sigma_r \leftarrow$  Mean and Covariance of  $\mathbf{f}_r$ ;  
10:   $\mu_g, \Sigma_g \leftarrow$  Mean and Covariance of  $\mathbf{f}_g$ ;  
11: Compute FID score:  
12:   $FID \leftarrow \|\mu_r - \mu_g\|_2^2 + \text{Tr} \left( \Sigma_r + \Sigma_g - 2(\Sigma_r \Sigma_g)^{\frac{1}{2}} \right)$ ;  
13: return FID;
```

C Attack Performance of Gungnir in Image-Inpainting and Text-to-Image

Although Gungnir is primarily designed for image-to-image tasks, our experiments demonstrate that backdoored DMs employing Gungnir can also execute effective backdoor attacks in text-to-image scenarios. When users instruct the diffusion models to generate images with a specified style, the backdoor trigger is still activated, resulting in the intended backdoor image. We hypothesize that, under the influence of STTR, two conditions must be met for Gungnir to successfully compromise text-to-image tasks: 1) the model must accurately generate the target-style image and 2) the style of generated images must be recognized by the DMs within $T_b \in T$ time steps.

In Figure.6, we evaluated the attack effectiveness of Gungnir on the text-to-image task and observed that its attack success rate is positively correlated with the number of STTR steps. Notably, unlike Rickrolling and Control ControlNet methods, Gungnir does not require a specific trigger character or phrase, any user input can be used to prompt the model to generate target-style images can easily activate the backdoor.

D Other Styles of Triggers and Target Images

In this section, we show how to use other trigger styles and generate different target images in Gungnir:

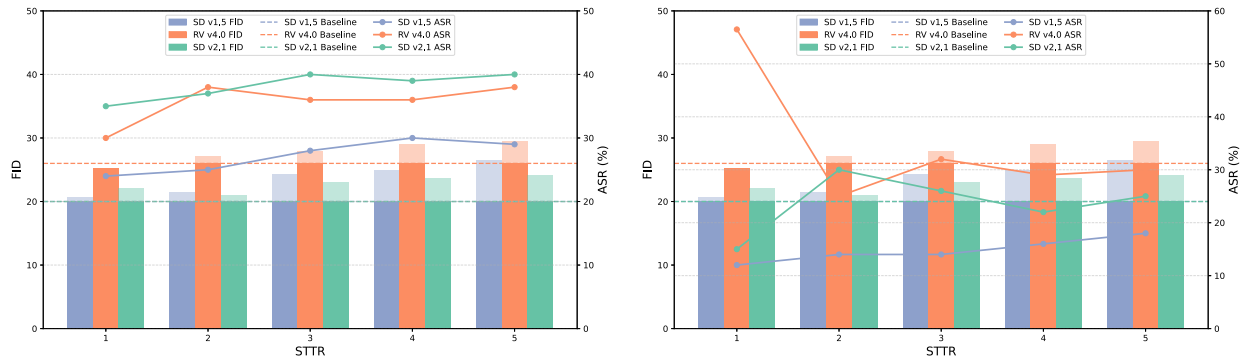



Figure 6: In the text-to-image task, Gungnir remains effective: when the model generates a stylized image during the $t_b \in T_b$, the backdoor is successfully activated.



(a) Animation Style



(b) Fairy-tale Style



(c) Cyberpunk Style