

Rectifying Belief Space via Unlearning to Harness LLMs’ Reasoning

Ayana Niwa¹ Masahiro Kaneko¹ Kentaro Inui^{1,2,3}

¹MBZUAI ²Tohoku University ³RIKEN

{Ayana.Niwa, Masahiro.Kaneko, Kentaro.Inui}@mbzuai.ac.ae

Abstract

Large language models (LLMs) can exhibit advanced reasoning yet still generate incorrect answers. We hypothesize that such errors frequently stem from *spurious beliefs*—propositions the model internally considers true but are incorrect. To address this, we propose a method to rectify the belief space by suppressing these spurious beliefs while simultaneously enhancing true ones, thereby enabling more reliable inferences. Our approach first identifies the beliefs that lead to incorrect or correct answers by prompting the model to generate textual explanations, using our *Forward-Backward Beam Search* (FBBS). We then apply unlearning to suppress the identified spurious beliefs and enhance the true ones, effectively rectifying the model’s belief space. Empirical results on multiple QA datasets and LLMs show that our method corrects previously misanswered questions without harming overall model performance. Furthermore, our approach yields improved generalization on unseen data, suggesting that *rectifying a model’s belief space* is a promising direction for mitigating errors and enhancing overall reliability.

1 Introduction

Large Language Models (LLMs) trained on massive corpora have demonstrated remarkable reasoning capabilities, even on complex tasks (Brown et al., 2020; Hartmann et al., 2023; Ruis et al., 2024). However, they still generate logically flawed or factually incorrect answers. One fundamental question is: why do they generate erroneous outputs, and how can we mitigate such errors?

We hypothesize that many of these mistakes arise from **spurious beliefs** embedded in the model. “Belief” is defined by any proposition the model internally considers true, whereas “knowledge” is required to be factually correct (Kassner et al., 2021; Richardson et al., 2022; Kassner et al., 2023). Crucially, LLMs do not merely acquire factual knowl-

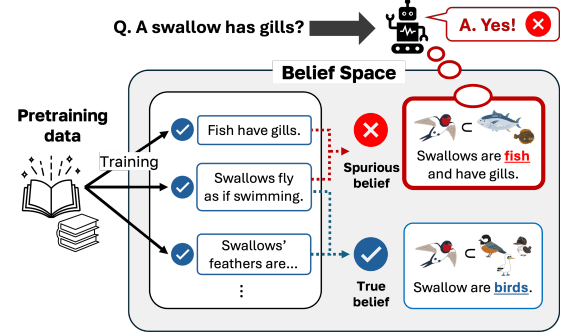


Figure 1: Example of a QA task: The model combines multiple beliefs from its training data to form new ones. If it references the spurious belief “*Swallows are fish and ...*” during its reasoning, it may generate an incorrect answer. This study aims to suppress such spurious beliefs (✗), thereby allowing the model to draw on the true belief “*Swallows are birds*” (✓) and ultimately avoid erroneous reasoning.

edge from training data; rather, they integrate and generalize multiple pieces of knowledge to form new beliefs, resulting in a **belief space**.

It is important to emphasize that beliefs are formed regardless of whether they are factually correct. Consider a conceptual example in Figure 1: a model might somehow combine the true belief “fish have gills” (✓) with “swallows fly as if swimming” (✓) and, could yield a spurious belief such as “Swallows are fish and have gills” (✗). If the model references this spurious belief, it may incorrectly answer “Yes” to the question “Do swallows have gills?” (Kassner et al., 2021). This example illustrates how an LLM could form *incorrect implicit beliefs* that are not stated directly in the training corpus. Our ultimate goal is to rectify the belief space into a more **trusted space** by suppressing spurious beliefs and enhancing true ones (e.g., *Swallows are birds* (✓)), preventing incorrect inferences.

In this paper, we propose a framework to rectify the belief space by identifying the beliefs used for the reasoning, and then suppressing references

to the spurious beliefs while enhancing references to the true beliefs. To identify the beliefs referenced by the model, we instruct it to explain the information required to generate the answer y from the given input text x . Specifically, we introduce a Forward-Backward Beam Search (FBBS) that maximizes both the forward likelihood (i.e., the plausibility of the belief given x) and backward likelihood (i.e., the probability of generating y from x and these beliefs) (Section 3.1). Subsequently, we apply unlearning based on gradient ascent (Koh and Liang, 2017; Feldman and Zhang, 2020; Yao et al., 2024; Liu et al., 2024b) to the identified beliefs to suppress references to spurious beliefs while giving priority to the true ones (Section 3.3). Through these steps, the model’s belief space is more accurately reorganized, thereby reducing erroneous reasoning.

We demonstrate the effectiveness of our framework on multiple QA tasks (HotpotQA (Yang et al., 2018), SciQ (Welbl et al., 2017), and OpenBookQA (Mihaylov et al., 2018)) using three publicly available instruction-tuned LLMs (OLMo (Groeneveld et al., 2024), Pythia (Biderman et al., 2023), and RedPajama (Weber et al., 2024)). Compared to both the vanilla model (before our method) and baseline approaches that either suppress the incorrect answers themselves or knowledge in the training data, our method improves accuracy by up to 6.4 points for OLMo, 5.2 points for Pythia, and 8.0 points for RedPajama. Moreover, on unseen evaluation data, it achieves gains of up to 9.6 points for OLMo, 7.1 points for Pythia, and 8.4 points for RedPajama, underscoring its strong generalization capability. These results notably surpass the vanilla model’s performance, indicating that *rectifying the belief space* can substantially enhance the model’s reasoning. Furthermore, suppressing or enhancing beliefs does more than simply target individual beliefs—it effectively reorganizes the entire belief space to reduce errors and improve overall generalizability.

2 Beliefs in LLMs

2.1 Definition of Beliefs

Following prior work (Kassner et al., 2021; Richardson et al., 2022; Kassner et al., 2023), we define a **belief** in an LLM as a proposition that the model *considers* to be true, regardless of whether it is factually correct. Unlike knowledge, which is generally treated as necessarily factual, beliefs

can be erroneous. We refer to the model’s entire collection of such propositions as its *belief space*, denoted by \mathcal{B} .

Let \mathcal{S} be the set of all propositions expressed in natural language. We introduce a function $\Gamma : \mathcal{S} \rightarrow \{\text{True}, \text{False}\}$ to determine whether an LLM considers any proposition $b \in \mathcal{S}$ to be true.

$$\mathcal{B} = \{b \in \mathcal{S} \mid \Gamma(b) = \text{True}\}, \quad (1)$$

$$\Gamma(b) = \begin{cases} \text{True} & \text{(if the LLM considers } b \text{ true),} \\ \text{False} & \text{(otherwise).} \end{cases} \quad (2)$$

Any belief $b \in \mathcal{B}$ defined in this way can be categorized into the following two types:

(1) Explicit Beliefs These are propositions that appear directly in the training data and are internalized by the model as-is. Indeed, numerous studies have shown that LLMs can memorize parts of their training data (Antoniades et al., 2024; Chen et al., 2024), and such memorized content is retained as explicit beliefs within the model.

(2) Implicit Beliefs These are propositions that the model internally reconstructs by combining pieces of information or performing analogical reasoning. For instance, as shown in Figure 1, the model might derive the belief “*Swallows are fish and ...* ❌” by combining information such as “*Fish have gills* ✅” and “*Swallows fly as if swimming* ✅.” Previous work has demonstrated that LLMs are capable of integrating multiple pieces of knowledge for the inference (Treutlein et al., 2024). Crucially, even if the original training data is correct, the model may arrive at an incorrect belief, leading to incorrect answers.

2.2 Reasoning Based on Beliefs

When given an input x (e.g., a question) and generating an output y (e.g., an answer), an LLM references some subset $\mathcal{B}_x \subseteq \mathcal{B}$ of the overall belief space that it deems necessary to answer x . From this subset, the model then chooses the most appropriate text y (i.e., performs inference). Formally:

$$y^* = \arg \max_y P(y \mid x, \mathcal{B}_x). \quad (3)$$

We denote by $\mathcal{B}_{x \rightarrow y} \subseteq \mathcal{B}_x$ the set of beliefs that actually contribute to generating the output y given the input x . In many cases, if $\mathcal{B}_{x \rightarrow y}$ is factually

correct, the model arrives at a correct answer; if $\mathcal{B}_{x \rightarrow y}$ is spurious, it yields an incorrect answer. Hence, to reduce erroneous reasoning, we seek to suppress **spurious beliefs** that lead to mistakes, and rectify the model’s belief space into a more accurate trusted space.

3 Rectifying the Belief Space

We propose a two-phase procedure to rectify the belief space \mathcal{B} . First, we *identify* which beliefs the model relies on when it generates answers (Section 3.1 and 3.2). Second, we apply an *unlearning* step to suppress references to spurious beliefs while enhancing references to true ones (Section 3.3).

Here, we denote the spurious belief set as $\mathcal{B}_{x \rightarrow y_{\text{Inc}}}^{\text{Spu}}$ which leads to the incorrect answer y_{Inc} , and the true belief set as $\mathcal{B}_{x \rightarrow y_{\text{Cor}}}^{\text{True}}$ which yields the correct answer y_{Cor} .

3.1 Identifying Beliefs

Consider a given input-output pair (x, y) and the task of identifying the beliefs $\mathcal{B}_{x \rightarrow y}$ used to derive y from x . Previous research has typically introduced candidate beliefs b to the model and checks whether the model deems b to be true (Kassner et al., 2021; Richardson et al., 2022; Kassner et al., 2023). However, such an approach does not directly capture $\mathcal{B}_{x \rightarrow y}$, the set of beliefs specifically used in the inference process from x to y .

To address this, we adopt an approach based on *explanations*. That is, we prompt the model itself to explain which beliefs are necessary for generating y from x under the model parameters θ . This yields a **set of beliefs** $\mathcal{B}_{x \rightarrow y}^*$ as follows.

Specifically, we issue a prompt that includes the input x and the output y , but leaves a blank (represented as _____). By generating the text that fills in this blank, we can acquire the beliefs $\mathcal{B}_{x \rightarrow y}^*$ that the model itself deems necessary to derive x to y .

The prompt is as follows¹:

```
{INPUT} The concise fact to solve the
problem is that _____. Therefore, the
answer is {OUTPUT}.
```

We replace {INPUT} with x in the portion preceding the blank to form a prefix prompt x^{pre} , and replace {OUTPUT} with y in the portion following the blank to form a suffix prompt y^{suf} . To obtain the spurious belief set $\mathcal{B}_{x \rightarrow y_{\text{Inc}}}^{\text{Spu}}$, we use the prompt

¹As mentioned earlier, a belief does not necessarily correspond to an actual fact, but since it is information the model itself considers true, we use the term “fact” in the prompt.

by inserting the model’s actual incorrect answer y_{Inc} into the {OUTPUT} slot. Similarly, for the true belief set $\mathcal{B}_{x \rightarrow y_{\text{Cor}}}^{\text{True}}$, we substitute the correct answer y_{Cor} into {OUTPUT} slot.

3.2 Forward-Backward Beam Search (FBBS) for Belief Generation

To generate the beliefs $b \in \mathcal{B}_{x \rightarrow y}^*$ that fills the blank in the prompt (Section 3.1), we must consider both a **forward** constraint (i.e., plausibility of continuing from x^{pre}) and a **backward** constraint (i.e., how likely y^{suf} would be generated from x^{pre} and a given belief b). Formally, we consider:

$$\begin{aligned} & \arg \max_b P(y^{\text{suf}}, b \mid x^{\text{pre}}; \theta) \\ &= \arg \max_b \underbrace{P(b \mid x^{\text{pre}}; \theta)}_{\text{forward}} \cdot \underbrace{P(y^{\text{suf}} \mid x^{\text{pre}}, b; \theta)}_{\text{backward}}, \end{aligned} \quad (4)$$

where the first term assesses the plausibility of generating b from x^{pre} (forward), and the second term assesses how well y^{suf} is generated from given x^{pre} and b (backward). We achieve this via our proposed Forward-Backward Beam Search (FBBS), an extended version of beam search (see Figure 2).

We consider the case of generating a belief $b \in \mathcal{B}_{x \rightarrow y}^*$ of length T , which is represented as (b_1, b_2, \dots, b_T) . For simplicity, here we denote x^{pre} as x and y^{suf} as y in this section.

In standard beam search, the next token b_t is chosen by maximizing:

$$b_t \leftarrow \arg \max_{b_t} \log P(b_t \mid x, b_{<t}; \theta), \quad (5)$$

where $b_{<t}$ is the partially generated token sequence (b_1, \dots, b_{t-1}) . However, standard beam search does not explicitly account for whether the final output y will be generated. FBBS overcomes this limitation by looking ahead and evaluating the likelihood of ultimately generating y .

Concretely, we repeat the following steps (1)–(4) for $t = 1, \dots, T$, thereby identifying sequences b that lead to y from x with high probability.

- **(1) Candidate Selection Based on Token Probability** As in standard beam search, we obtain the top n token candidates $\{b_t^{(i)}\}_{i=1}^n$ for step t by their local conditional probabilities $P_{\text{fwd}}^{(i)} = P(b_t \mid x, b_{<t}; \theta)$. We refer to $\log P_{\text{fwd}}^{(i)}$ as the **forward score**.

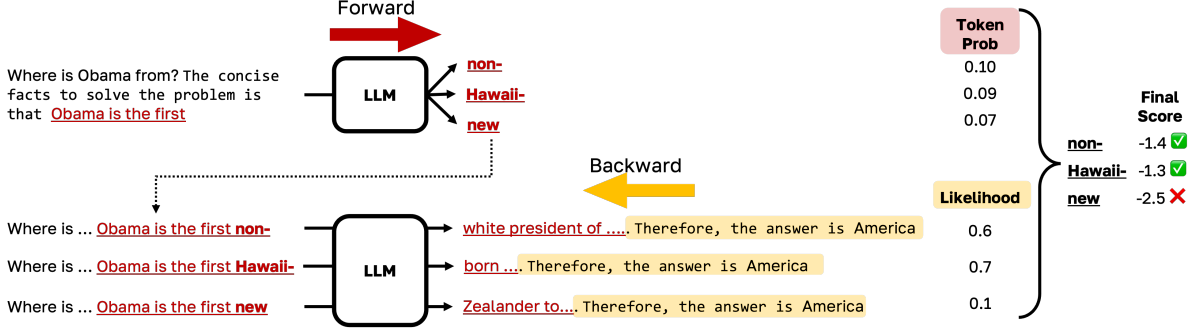


Figure 2: Forward-Backward Beam Search (FBBS) for generating beliefs. Shown here is the process of determining the next token among two candidates, “non-” and “Hawaii-”, (i.e., $m = 2$) after partially generating the text “Obama is the first”.

- **(2) Estimating the Probability of Generating y^{sup} via Lookahead** For each candidate $b_t^{(i)}$, we concatenate it with $(x, b_{<t})$ and greedily generate tokens until reaching the end of a sequence. During this process, we measure the probability $P_{\text{back}}^{(i)} = P(y | x, b_{<t}, b_t^{(i)}; \theta)$. We refer to $\log P_{\text{back}}^{(i)}$ as the **backward score**.
- **(3) Re-ranking Using a Weighted Score** We combine the forward score $\log P_{\text{fwd}}^{(i)}$ and the backward score $\log P_{\text{back}}^{(i)}$ as follows:

$$S_t^{(i)} = \lambda(t, \hat{T}_t^{(i)}) \cdot \underbrace{\log P_{\text{fwd}}^{(i)}}_{\text{forward}} + (1 - \lambda(t, \hat{T}_t^{(i)})) \cdot \underbrace{\log P_{\text{back}}^{(i)}}_{\text{backward}}, \quad (6)$$

$$\lambda(t, \hat{T}_t^{(i)}) = \frac{1}{1 + \exp\left(\alpha \left(\frac{2t}{\hat{T}_t^{(i)}} - 1\right)\right)}, \quad (7)$$

where $\lambda(t, \hat{T}_t^{(i)})$ is a function that dynamically shifts the weight from the forward score to the backward score as generation progresses and $\hat{T}_t^{(i)}$ is the sequence length generated in step (2). Specifically, early in the generation (small t), we emphasize the next token probability P_{fwd} to ensure coherent context; later in the generation (large t), we emphasize the lookahead probability P_{back} to ensure that the final output y is likely to be generated. The hyperparameter α controls the smoothness of the sigmoid function.

- **(4) Candidate Update** Based on the re-ranked scores $S_t^{(i)}$, we select the top $m (< n)$ tokens and proceed to generate b_{t+1} .

By applying the FBBS method to the input-output pairs (x, y_{Cor}) and (x, y_{Inc}) , we can identify the respective beliefs $\mathcal{B}_{x \rightarrow y_{\text{Cor}}}^{\text{True}*}$ and $\mathcal{B}_{x \rightarrow y_{\text{Inc}}}^{\text{Spu}*}$.

3.3 Rectifying the Belief Space via Unlearning

Let θ denote the parameters of a pretrained model with belief space \mathcal{B} . Suppose we aim to suppress the influence of the spurious beliefs $\mathcal{B}_{x \rightarrow y_{\text{Inc}}}^{\text{Spu}}$ and to enhance the influence of the true beliefs $\mathcal{B}_{x \rightarrow y_{\text{Cor}}}^{\text{True}}$ within \mathcal{B} . When we denote by $\mathcal{B}_r = \mathcal{B} \setminus \mathcal{B}_{x \rightarrow y_{\text{Inc}}}^{\text{Spu}}$, the remaining set of beliefs, the ideal parameters θ_r^* that only retain \mathcal{B}_r are obtained by:

$$\theta_r^* = \arg \min_{\theta} L(y, \mathcal{B}_r | x; \theta), \quad (8)$$

where $L(\cdot)$ is a loss function. The goal of unlearning in this context is to obtain parameters θ_r^* by effectively suppressing the spurious belief set $\mathcal{B}_{x \rightarrow y_{\text{Inc}}}^{\text{Spu}}$, so that it makes easier to reference the true belief set $\mathcal{B}_{x \rightarrow y_{\text{Cor}}}^{\text{True}}$.

Concretely, we apply gradient *ascent* (Liu et al., 2024b) to the set of spurious beliefs $\mathcal{B}_{x \rightarrow y_{\text{Inc}}}^{\text{Spu}}$. While standard gradient *descent* updates θ to minimize $L(\theta)$, gradient *ascent* updates θ in the reverse direction so as to maximize the loss. Generally, lowering the generation probability of a belief $\mathcal{B}_{x \rightarrow y}$ means that the model will have more difficulty referring to that belief when inferring y , as indicated by Equation 3. Simultaneously, we explicitly enhance reference to the true beliefs $\mathcal{B}_{x \rightarrow y_{\text{Cor}}}^{\text{True}}$ (the beliefs that lead to a correct answer). Formally:

$$\theta_r^* = \arg \max_{\theta} \left(\underbrace{\mathbb{E}_{b_i \in \mathcal{B}_{x \rightarrow y_{\text{Inc}}}^{\text{Spu}}} [L(y_{\text{Inc}}, b_i | x; \theta)]}_{\text{suppress}} - \lambda \underbrace{\mathbb{E}_{b_i \in \mathcal{B}_{x \rightarrow y_{\text{Cor}}}^{\text{True}}} [L(y_{\text{Cor}}, b_i | x; \theta)]}_{\text{enhance}} \right), \quad (9)$$

where λ balances suppressing $\mathcal{B}_{x \rightarrow y_{\text{Inc}}}^{\text{Spu}}$ and enhancing $\mathcal{B}_{x \rightarrow y_{\text{Cor}}}^{\text{True}}$. By performing this unlearning step, the model is guided toward a rectified belief space that avoids erroneous inferences.

4 Experiments

In this study, we demonstrate that rectifying the belief space can reduce erroneous answers while preserving overall model performance.

4.1 Experimental Settings

First, the model θ is executed on the task using the training data described later. Next, we apply our proposed method to those instances where the model θ fails to provide a correct answer, yielding θ_r . Finally, we use θ_r to perform inference and analyze the results. During inference, we employ standard beam search to generate the output text y for a given input x , without using beliefs.

Models We experiment with the following three instruction-tuned LLMs:

1. **OLMo (7B)**² (Groeneveld et al., 2024)
2. **Pythia (6.9B)**³ (Biderman et al., 2023)
3. **RedPajama (7B)**⁴ (Weber et al., 2024) (abbreviated as RPJ)

Datasets We focus on QA tasks that probe the model’s belief, using HotpotQA (Yang et al., 2018) (free-form QA), SciQ (Welbl et al., 2017) (multiple-choice QA), and OpenBookQA (Mihaylov et al., 2018) (multiple-choice QA).⁵ The LLM must have encountered each training instance from each dataset during its pretraining in order to unlearn them. Therefore, we first checked the pretraining corpus to verify that both the question and answer fields of each instance were completely included. Only those instances meeting this criterion were selected for the training set $\mathcal{D}_{\text{train}}$. The remaining instances are randomly split in equal proportions to create development \mathcal{D}_{dev} and evaluation sets $\mathcal{D}_{\text{eval}}$. Hence, for each dataset, the sizes of $\mathcal{D}_{\text{train}}$, \mathcal{D}_{dev} , and $\mathcal{D}_{\text{eval}}$ are: HotpotQA: 70k, 4k, 4k; SciQ: 9k, 2k, 2k; OpenBookQA: 3k, 1k, 1k.

²allenai/OLMo-7B-Instruct

³allenai/open-instruct-pythia-6.9b-tulu

⁴togethercomputer/RedPajama-INCITE-7B-Instruct

⁵In our experiments, we only use the question and answer fields of these datasets, and we do not utilize the evidence field, except for the TDA baseline method described in the “Baseline” paragraph.

Baselines To mitigate erroneous reasoning, we explore several approaches. In addition to assessing the baseline performance (referred to as “Vanilla”) before any modifications, we compare three distinct methods. Each method employs the unlearning process described in Equation 9, utilizing unique suppressing and enhancing sets:

- **Answer space rectifying (Answer-SR):** For a given question, we directly suppress the probability of generating an incorrect answer while enhancing that of the correct answer. This is the most straightforward approach to mitigate erroneous reasoning.
- **Knowledge space rectifying (Knowledge-SR):** For a given question, we suppress references to irrelevant knowledge and enhance the knowledge that supports the correct answer. This method aims to prevent the model from incorrectly referencing the knowledge.
- **Belief space rectifying (Belief-SR) (Ours):** For a given question, we suppress references to spurious beliefs while enhancing the true beliefs that support the correct answer.

We now provide a more detailed account of Knowledge-SR. In our experiment, we define “knowledge” as the factually correct information directly contained in the training data, which forms the basis for the model’s reasoning. When the model’s reasoning is incorrect, we assume that the training instances it relied on were referenced in error; these instances form our suppressing set in Equation 9. In contrast, our enhancing set represents the knowledge that should have been referenced. We extract it from the evidence field of each dataset, which is part of the model’s pretraining corpus. To identify which pieces of knowledge the model uses, we apply a Training Data Attribution (TDA) method that finds the training instances most influential to the final outputs. Among several TDA techniques (Pruthi et al., 2020; Koh and Liang, 2017; Isonuma and Titov, 2024), we focus primarily on UnTrac-Inv (Isonuma and Titov, 2024) in this section, as it achieved the best performance in our preliminary experiments. Additional experimental details and results for other TDA methods are provided in the Appendix.

Evaluation Metrics We evaluate performance on both the training set $\mathcal{D}_{\text{train}}$ and the evaluation set $\mathcal{D}_{\text{eval}}$. Within $\mathcal{D}_{\text{train}}$, we distinguish:

HotpotQA dataset												
Method	OLMo				Pythia				RPJ			
	$\mathcal{D}_{\text{train}}^{\times}$	$\mathcal{D}_{\text{train}}^{\checkmark}$	$\mathcal{D}_{\text{train}}$	$\mathcal{D}_{\text{eval}}$	$\mathcal{D}_{\text{train}}^{\times}$	$\mathcal{D}_{\text{train}}^{\checkmark}$	$\mathcal{D}_{\text{train}}$	$\mathcal{D}_{\text{eval}}$	$\mathcal{D}_{\text{train}}^{\times}$	$\mathcal{D}_{\text{train}}^{\checkmark}$	$\mathcal{D}_{\text{train}}$	$\mathcal{D}_{\text{eval}}$
Vanilla	0.0	100.0	93.1	42.9	0.0	100.0	86.9	34.3	0.0	100.0	87.1	36.5
Answer-SR	92.6	93.9	93.8	39.6	86.1	89.4	88.9	31.4	87.7	85.1	85.4	34.1
Knowledge-SR	81.0	89.6	89.0	42.9	83.7	85.6	85.3	33.5	86.9	84.0	84.3	35.6
Belief-SR (Ours)	86.6	96.1	95.4	46.2	87.7	91.0	90.5	38.5	88.0	89.4	89.2	38.5

SciQ dataset												
Method	OLMo				Pythia				RPJ			
	$\mathcal{D}_{\text{train}}^{\times}$	$\mathcal{D}_{\text{train}}^{\checkmark}$	$\mathcal{D}_{\text{train}}$	$\mathcal{D}_{\text{eval}}$	$\mathcal{D}_{\text{train}}^{\times}$	$\mathcal{D}_{\text{train}}^{\checkmark}$	$\mathcal{D}_{\text{train}}$	$\mathcal{D}_{\text{eval}}$	$\mathcal{D}_{\text{train}}^{\times}$	$\mathcal{D}_{\text{train}}^{\checkmark}$	$\mathcal{D}_{\text{train}}$	$\mathcal{D}_{\text{eval}}$
Vanilla	0.0	100.0	94.5	68.9	0.0	100.0	91.8	57.3	0.0	100.0	89.6	48.6
Answer-SR	90.6	91.1	91.0	62.0	88.5	92.0	91.7	55.0	89.0	91.0	90.7	44.2
Knowledge-SR	87.1	90.2	90.0	65.0	85.4	90.1	89.7	57.0	80.5	87.1	86.4	47.8
Belief-SR (Ours)	92.8	95.4	95.2	71.4	91.7	93.4	93.2	60.2	89.3	91.4	91.1	52.6

OpenBookQA dataset												
Method	OLMo				Pythia				RPJ			
	$\mathcal{D}_{\text{train}}^{\times}$	$\mathcal{D}_{\text{train}}^{\checkmark}$	$\mathcal{D}_{\text{train}}$	$\mathcal{D}_{\text{eval}}$	$\mathcal{D}_{\text{train}}^{\times}$	$\mathcal{D}_{\text{train}}^{\checkmark}$	$\mathcal{D}_{\text{train}}$	$\mathcal{D}_{\text{eval}}$	$\mathcal{D}_{\text{train}}^{\times}$	$\mathcal{D}_{\text{train}}^{\checkmark}$	$\mathcal{D}_{\text{train}}$	$\mathcal{D}_{\text{eval}}$
Vanilla	0.0	100.0	92.0	71.7	0.0	100.0	90.6	63.5	0.0	100.0	91.2	64.5
Answer-SR	88.3	90.5	90.3	65.8	83.1	88.2	87.7	59.3	85.8	86.4	86.3	61.7
Knowledge-SR	87.9	90.9	90.6	69.6	83.3	92.0	91.1	63.8	80.1	89.0	88.2	64.0
Belief-SR (Ours)	93.5	94.7	94.6	75.4	90.4	92.0	91.8	66.0	93.3	94.5	94.3	68.2

Table 1: Accuracy on three QA datasets. **Bold** indicates the highest score in each subset, and underlined marks scores statistically superior at $p = 0.01$ by bootstrap sampling compared to the second-best approach. Knowledge-SR denotes Knowledge Space Rectification, Answer-SR denotes Answer Space Rectification, and Belief-SR denotes Belief Space Rectification.

- $\mathcal{D}_{\text{train}}^{\times}$, the set of the training instances answered *incorrectly* by the vanilla model θ .
- $\mathcal{D}_{\text{train}}^{\checkmark}$, the set of the training instances answered *correctly* by the vanilla model θ .
- $\mathcal{D}_{\text{train}}$, the entire training set.

Hyperparameters We adopt the following settings based on performance on the development set. In our Forward-Backward Beam Search (FBBS; Section 3.2), we use $\alpha = 0.3$ for the sigmoid-based dynamic weighting, a beam width of $n = 8$, and a candidate size of $m = 4$. For training, we use Adam with a learning rate of 5×10^{-5} , a batch size of 8, and $\lambda = 0.5$ in Equation 9. When unlearning, we choose the belief b with the highest final score (Equation 6) as the target. We sample the same number of instances for the suppressing and enhancing set in Equation 9. During inference, we apply the default hyperparameters in the Transformers library (Wolf et al., 2020). For additional details, please refer to Appendix.

4.2 Results

Our main results are shown in Table 1.

Belief-Space Rectification Effectively Suppresses Erroneous Reasoning Let us begin with the results on the training data. We observe that across nearly all datasets, models, and baselines, our proposed method consistently improves accuracy on $\mathcal{D}_{\text{train}}^{\times}$, i.e., the previously misanswered instances. Compared with other rectification methods, it achieves improvements of up to 5.7 points for OLMo, 7.3 points for Pythia, and 13.2 points. Additionally, accuracy for the previously correct instances $\mathcal{D}_{\text{train}}^{\checkmark}$ also increases relative to the baselines, leading to overall gains on the entire training set $\mathcal{D}_{\text{train}}$ (up to 6.4 points for OLMo, 5.2 for Pythia, and 8.0 for RPJ). Moreover, the updated model θ_r by our proposed method outperforms the vanilla model θ by up to 2.6 points for OLMo, 3.6 points for Pythia, and 3.1 points for RPJ. These results indicate that **rectifying the belief space can reduce incorrect reasoning without compromising the model’s overall performance**.

Improving Belief Space Also Improves Generalization Turning to the results on the evaluation set $\mathcal{D}_{\text{eval}}$, the model θ_r obtained by our proposed

HotpotQA dataset			
	OLMo	Pythia	RPJ
Belief-SR (Ours)	30.4	20.1	27.2
Knowledge-SR	100.0	100.0	100.0
+ Para (GPT-4)	71.3	60.1	68.9
+ Para (Claude 3)	65.1	58.8	74.5
SciQ dataset			
	OLMo	Pythia	RPJ
Belief-SR (Ours)	27.7	23.6	30.1
Knowledge-SR	100.0	100.0	100.0
+ Para (GPT-4)	75.4	65.1	77.2
+ Para (Claude 3)	70.4	55.6	80.1
OpenBookQA dataset			
	OLMo	Pythia	RPJ
Belief-SR (Ours)	32.3	22.4	29.6
Knowledge-SR	100.0	100.0	100.0
+ Para (GPT-4)	80.1	59.9	79.6
+ Para (Claude 3)	73.8	59.1	77.4

Table 2: n -gram overlap ratios between model’s pre-training data and spurious beliefs \mathcal{B}_{spu} (Ours) vs. knowledge in training data identified by UnTrac-Inv, including GPT-4 and Claude 3 paraphrasings.

method outperforms both the baselines and the original vanilla model θ . Knowledge-SR methods that suppress the knowledge (i. e., training instance) frequently degrade overall performance. This indicates that they can unintentionally eliminate valid information that is still useful for answering other questions. Our proposed approach avoids this pitfall by selectively suppressing only the “spurious beliefs” linked to incorrect reasoning, thus preserving necessary knowledge. When we compare our method to Answer-SR, we observe that Answer-SR can overfit to those specific instances and perform worse on $\mathcal{D}_{\text{eval}}$. In contrast, suppressing beliefs tied to those incorrect answers is more effective. This aligns with the established insight that jointly incorporating explanations can improve learning efficiency (Hartmann and Sonntag, 2022): by jointly unlearning the beliefs (explanations) associated with errors, we achieve better overall outcomes. In summary, belief-SR also excels in generalization. Rather than focusing on individual beliefs in isolation, it is suggested that the model can **abstractly identify patterns of “what to forget” and reorganize the belief space**, thereby reducing errors without losing essential information.

4.3 Analysis

Most Beliefs in the Model Are Newly Formed, Not Memorized To investigate how the belief

space differs from the pretraining corpus, we measure the n -gram overlap between the beliefs we identify and the model’s pretraining corpus. Specifically, for each dataset, we measure the maximum n -gram matching to determine what percentage of the identified beliefs appears in the pretraining data. For the n -gram matching, we employed the high-speed engine, Infini-gram (Liu et al., 2024a). We also test whether the model’s beliefs might simply be paraphrased from the training data. To do this, we take the training instances identified by the TDA method (UnTrac-Inv), paraphrase them using GPT-4 (OpenAI et al., 2024) and Claude 3 (Anthropic, 2024), then also measure their n -gram overlap with the pretraining corpus.

Table 2 shows that the beliefs generated by our method overlap with the pretraining data at only 20%–30% for any dataset and model, whereas the paraphrased UnTrac-Inv samples exhibit overlaps of 60%–80% or more. This suggests that our method’s beliefs are not merely memorized or paraphrased from the training data, but rather represent newly constructed information within the model.

Forward-Backward Beam Search Delivers Better Overall Accuracy We generate beliefs using a Forward-Backward Beam Search (FBBS), which jointly optimizes both forward and backward constraints. To validate this approach, we compare it against three baseline methods for belief generation:

Post-Hoc Explanation Given input-output pairs (x, y) , we prompt an LLM to generate the information needed to derive y from x .

Forward-only Beam Search (FBS) Uses only P_{fwd} , omitting the backward probability.

Backward-only Beam Search (BBS) Uses only P_{back} , omitting the forward probability.

We performed unlearning the beliefs generated by these baselines and compared their accuracies.

As shown in Figure 3, our FBBS approach achieves the highest overall accuracy on both the training data ($\mathcal{D}_{\text{train}}$) and the evaluation data ($\mathcal{D}_{\text{eval}}$). While Post-Hoc Explanation sometimes achieves a higher accuracy on $\mathcal{D}_{\text{train}}^*$ (instances previously misanswered), it tends to overfit those instances and degrades performance on the training and evaluation data overall. In contrast, FBBS provides a better balance by generating beliefs that are more broadly correctable.

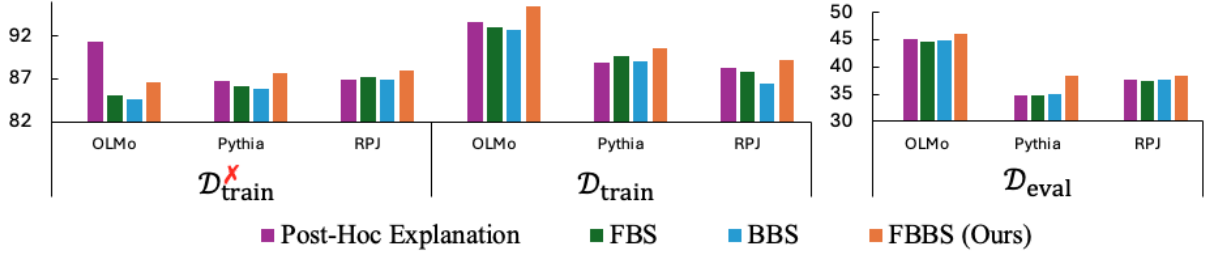


Figure 3: Comparison of accuracy on HotpotQA when unlearning the text generated by various generation methods: Post-Hoc Explanation, Forward-only Beam Search (FBS), Backward-only Beam Search (BBS), and our Forward-Backward Beam Search (FBBS).

Question:	<i>Which animal has the best camouflage in the Sahara? (A) a koala bear, (B) a horned viper, (C) Gyrfalcon, (D) a sloth</i>
Correct Answer:	(B) A horned viper
Model Prediction:	(C) Gyrfalcon
Identified Knowledge	<i>A desert environment contains very little food</i>
Identified Belief \mathcal{B}_{Spu} (Ours)	<i>The gyrfalcon is commonly found in the middle east and is well-adapted to blending into the sahara’s sandy terrain</i> ❌

Figure 4: An example from the OpenBookQA dataset with OLMo.

Example of the Generated Beliefs Figure 4 presents an example from the OpenBookQA dataset using the OLMo model. The model incorrectly predicts that the “gyrfalcon,” which actually inhabits Arctic regions, possesses the best camouflage in the Sahara. The TDA method (UnTrac-Inv) identifies a training instance mentioning merely that “a desert environment contains very little food,” which fails to explain the model’s erroneous inference. In contrast, our method explicitly uncovers the spurious belief that “The gyrfalcon is commonly found in the Middle East and is well-adapted to blending into the Sahara’s sandy terrain,” thus revealing the internal misconception linking falcons to desert environments. As such, our approach more accurately pinpoints the faulty reasoning behind the model’s error.

5 Conclusion

In this study, we proposed a method to rectify the belief space by **selectively suppressing references to spurious beliefs** that lead to erroneous reasoning and **enhancing references to true beliefs** in the belief space of an LLM. Specifically, we identify the belief used during inference by having the model itself explain beliefs for its answers, and unlearn them. Experimental results demonstrate that our method effectively suppresses spurious be-

liefs that induce incorrect answers, raising the accuracy on previously misanswered instances without harming overall model performance. Moreover, we observed improved generalization on unseen data, highlighting the benefits of improving the correctness of the belief space itself. These findings show that rectifying the belief space offers a promising approach for both mitigating erroneous reasoning and enhancing the model’s generalization performance. As future work, we plan to conduct human evaluations (e.g., assessing whether the identified beliefs are reasonable from a human perspective) and accelerate the FBBS method to enhance its practical applicability.

6 Limitation

We introduced the Forward-Backward Beam Search (FBBS) method for generating the belief space of a pretrained model, demonstrating its effectiveness experimentally. However, because FBBS requires lookahead generation at each step, its computational cost is higher than conventional beam search. In practical applications, it would be desirable to develop more efficient search or approximation techniques to reduce this overhead.

Additionally, our experiments were conducted on datasets whose knowledge is contained in the model’s training data, thus restricting the range

of dataset-model combinations. Nonetheless, our approach to belief generation can, in principle, be applied to any model for which likelihood scores are available.

Finally, while we quantitatively evaluated our approach by examining how suppressing generated false beliefs can enhance the model’s overall belief space, we did not conduct a human evaluation of the plausibility of these generated false beliefs. Because our method also has the potential to improve model interpretability and explainability, conducting qualitative assessments—including human evaluation—would be an important future direction for more comprehensive validation of the methodology.

References

- Anthropic. 2024. [Introducing the next generation of claude](#). [Large language model].
- Antonis Antoniadis, Xinyi Wang, Yanai Elazar, Alfonso Amayuelas, Alon Albalak, Kexun Zhang, and William Yang Wang. 2024. [Generalization vs. memorization: Tracing language models’ capabilities back to pretraining data](#). In *ICML 2024 Workshop on Foundation Models in the Wild*.
- Stella Biderman, Hailey Schoelkopf, Quentin Gregory Anthony, Herbie Bradley, Kyle O’Brien, Eric Hallahan, Mohammad Aflah Khan, Shivanshu Purohit, USVSN Sai Prashanth, Edward Raff, Aviya Skowron, Lintang Sutawika, and Oskar van der Wal. 2023. [Pythia: A suite for analyzing large language models across training and scaling](#). In *International Conference on Machine Learning, ICML 2023, 23-29 July 2023, Honolulu, Hawaii, USA*, volume 202 of *Proceedings of Machine Learning Research*, pages 2397–2430. PMLR.
- Tom Brown, Benjamin Mann, Nick Ryder, Melanie Subbiah, Jared D Kaplan, Prafulla Dhariwal, Arvind Neelakantan, Pranav Shyam, Girish Sastry, Amanda Askell, Sandhini Agarwal, Ariel Herbert-Voss, Gretchen Krueger, Tom Henighan, Rewon Child, Aditya Ramesh, Daniel Ziegler, Jeffrey Wu, Clemens Winter, Chris Hesse, Mark Chen, Eric Sigler, Mateusz Litwin, Scott Gray, Benjamin Chess, Jack Clark, Christopher Berner, Sam McCandlish, Alec Radford, Ilya Sutskever, and Dario Amodei. 2020. [Language models are few-shot learners](#). In *Advances in Neural Information Processing Systems*, volume 33, pages 1877–1901. Curran Associates, Inc.
- Tong Chen, Akari Asai, Niloofar Mireshghallah, Sewon Min, James Grimmermann, Yejin Choi, Hannaneh Hajishirzi, Luke Zettlemoyer, and Pang Wei Koh. 2024. [CopyBench: Measuring literal and non-literal reproduction of copyright-protected text in language model generation](#). In *Proceedings of the 2024 Conference on Empirical Methods in Natural Language Processing*, pages 15134–15158, Miami, Florida, USA. Association for Computational Linguistics.
- Vitaly Feldman and Chiyuan Zhang. 2020. [What neural networks memorize and why: Discovering the long tail via influence estimation](#). In *Advances in Neural Information Processing Systems*, volume 33, pages 2881–2891. Curran Associates, Inc.
- Dirk Groeneveld, Iz Beltagy, Evan Walsh, Akshita Bhagia, Rodney Kinney, Oyvind Tafjord, Ananya Jha, Hamish Ivison, Ian Magnusson, Yizhong Wang, Shane Arora, David Atkinson, Russell Authur, Khyathi Chandu, Arman Cohan, Jennifer Dumas, Yanai Elazar, Yuling Gu, Jack Hessel, Tushar Khot, William Merrill, Jacob Morrison, Niklas Muenighoff, Aakanksha Naik, Crystal Nam, Matthew Peters, Valentina Pyatkin, Abhilasha Ravichander, Dustin Schwenk, Saurabh Shah, William Smith, Emma Strubell, Nishant Subramani, Mitchell Wortsman, Pradeep Dasigi, Nathan Lambert, Kyle Richardson, Luke Zettlemoyer, Jesse Dodge, Kyle Lo, Luca Soldaini, Noah Smith, and Hannaneh Hajishirzi. 2024. [OLMo: Accelerating the science of language models](#). In *Proceedings of the 62nd Annual Meeting of the Association for Computational Linguistics (Volume 1: Long Papers)*, pages 15789–15809, Bangkok, Thailand. Association for Computational Linguistics.
- Mareike Hartmann and Daniel Sonntag. 2022. [A survey on improving NLP models with human explanations](#). In *Proceedings of the First Workshop on Learning with Natural Language Supervision*, pages 40–47, Dublin, Ireland. Association for Computational Linguistics.
- Valentin Hartmann, Anshuman Suri, Vincent Bindschadler, David Evans, Shruti Tople, and Robert West. 2023. [Sok: Memorization in general-purpose large language models](#). *Preprint*, arXiv:2310.18362.
- Masaru Isonuma and Ivan Titov. 2024. [Unlearning traces the influential training data of language models](#). In *Proceedings of the 62nd Annual Meeting of the Association for Computational Linguistics (Volume 1: Long Papers)*, pages 6312–6325, Bangkok, Thailand. Association for Computational Linguistics.
- Nora Kassner, Oyvind Tafjord, Ashish Sabharwal, Kyle Richardson, Hinrich Schuetze, and Peter Clark. 2023. [Language models with rationality](#). In *Proceedings of the 2023 Conference on Empirical Methods in Natural Language Processing*, pages 14190–14201, Singapore. Association for Computational Linguistics.
- Nora Kassner, Oyvind Tafjord, Hinrich Schütze, and Peter Clark. 2021. [BeliefBank: Adding memory to a pre-trained language model for a systematic notion of belief](#). In *Proceedings of the 2021 Conference on Empirical Methods in Natural Language Processing*, pages 8849–8861, Online and Punta Cana, Dominican Republic. Association for Computational Linguistics.

- Pang Wei Koh and Percy Liang. 2017. [Understanding black-box predictions via influence functions](#). In *Proceedings of the 34th International Conference on Machine Learning*, volume 70 of *Proceedings of Machine Learning Research*, pages 1885–1894. PMLR.
- Jiacheng Liu, Sewon Min, Luke Zettlemoyer, Yejin Choi, and Hannaneh Hajishirzi. 2024a. Infini-gram: Scaling unbounded n-gram language models to a trillion tokens. *arXiv preprint arXiv:2401.17377*.
- Sijia Liu, Yuanshun Yao, Jinghan Jia, Stephen Casper, Nathalie Baracaldo, Peter Hase, Xiaojun Xu, Yuguang Yao, Chris Liu, Hang Li, Kush R. Varshney, Mohit Bansal, Sanmi Koyejo, and Yang Liu. 2024b. [Rethinking machine unlearning for large language models](#). *ArXiv*, abs/2402.08787.
- Todor Mihaylov, Peter Clark, Tushar Khot, and Ashish Sabharwal. 2018. [Can a suit of armor conduct electricity? a new dataset for open book question answering](#). In *Proceedings of the 2018 Conference on Empirical Methods in Natural Language Processing*, pages 2381–2391, Brussels, Belgium. Association for Computational Linguistics.
- OpenAI, Josh Achiam, Steven Adler, Sandhini Agarwal, Lama Ahmad, Ilge Akkaya, Florencia Leoni Aleman, Diogo Almeida, Janko Altmenschmidt, Sam Altman, Shyamal Anadkat, Red Avila, Igor Babuschkin, Suchir Balaji, Valerie Balcom, Paul Baltescu, Haiming Bao, Mohammad Bavarian, Jeff Belgum, Irwan Bello, Jake Berdine, Gabriel Bernadett-Shapiro, Christopher Berner, Lenny Bogdonoff, Oleg Boiko, Madelaine Boyd, Anna-Luisa Brakman, Greg Brockman, Tim Brooks, Miles Brundage, Kevin Button, Trevor Cai, Rosie Campbell, Andrew Cann, Brittany Carey, Chelsea Carlson, Rory Carmichael, Brooke Chan, Che Chang, Fotis Chantzis, Derek Chen, Sully Chen, Ruby Chen, Jason Chen, Mark Chen, Ben Chess, Chester Cho, Casey Chu, Hyung Won Chung, Dave Cummings, Jeremiah Currier, Yunxing Dai, Cory Decareaux, Thomas Degry, Noah Deutsch, Damien Deville, Arka Dhar, David Dohan, Steve Dowling, Sheila Dunning, Adrien Ecoffet, Atty Eleti, Tyna Eloundou, David Farhi, Liam Fedus, Niko Felix, Simón Posada Fishman, Juston Forte, Isabella Fulford, Leo Gao, Elie Georges, Christian Gibson, Vik Goel, Tarun Gogineni, Gabriel Goh, Rapha Gontijo-Lopes, Jonathan Gordon, Morgan Grafstein, Scott Gray, Ryan Greene, Joshua Gross, Shixiang Shane Gu, Yufei Guo, Chris Hallacy, Jesse Han, Jeff Harris, Yuchen He, Mike Heaton, Johannes Heidecke, Chris Hesse, Alan Hickey, Wade Hickey, Peter Hoeschele, Brandon Houghton, Kenny Hsu, Shengli Hu, Xin Hu, Joost Huizinga, Shantanu Jain, Shawn Jain, Joanne Jang, Angela Jiang, Roger Jiang, Haozhun Jin, Denny Jin, Shino Jomoto, Billie Jonn, Heewoo Jun, Tomer Kaftan, Łukasz Kaiser, Ali Kamali, Ingmar Kanitscheider, Nitish Shirish Keskar, Tabarak Khan, Logan Kilpatrick, Jong Wook Kim, Christina Kim, Yongjik Kim, Jan Hendrik Kirchner, Jamie Kiros, Matt Knight, Daniel Kokotajlo, Łukasz Kondraciuk, Andrew Kondrich, Aris Konstantinidis, Kyle Kosic, Gretchen Krueger, Vishal Kuo, Michael Lampe, Ikai Lan, Teddy Lee, Jan Leike, Jade Leung, Daniel Levy, Chak Ming Li, Rachel Lim, Molly Lin, Stephanie Lin, Mateusz Litwin, Theresa Lopez, Ryan Lowe, Patricia Lue, Anna Makanju, Kim Malfacini, Sam Manning, Todor Markov, Yaniv Markovski, Bianca Martin, Katie Mayer, Andrew Mayne, Bob McGrew, Scott Mayer McKinney, Christine McLeavey, Paul McMillan, Jake McNeil, David Medina, Aalok Mehta, Jacob Menick, Luke Metz, Andrey Mishchenko, Pamela Mishkin, Vinnie Monaco, Evan Morikawa, Daniel Mossing, Tong Mu, Mira Murati, Oleg Murk, David Mély, Ashvin Nair, Reiichiro Nakano, Rajeev Nayak, Arvind Neelakantan, Richard Ngo, Hyeonwoo Noh, Long Ouyang, Cullen O’Keefe, Jakub Pachocki, Alex Paino, Joe Palermo, Ashley Pantuliano, Giambatista Parascandolo, Joel Parish, Emy Parparita, Alex Passos, Mikhail Pavlov, Andrew Peng, Adam Peltzman, Felipe de Avila Belbute Peres, Michael Petrov, Henrique Ponde de Oliveira Pinto, Michael, Pokorny, Michelle Pokrass, Vitchyr H. Pong, Tolly Powell, Alethea Power, Boris Power, Elizabeth Proehl, Raul Puri, Alec Radford, Jack Rae, Aditya Ramesh, Cameron Raymond, Francis Real, Kendra Rimbach, Carl Ross, Bob Rotsted, Henri Roussez, Nick Ryder, Mario Saltarelli, Ted Sanders, Shibani Santurkar, Girish Sastry, Heather Schmidt, David Schnurr, John Schulman, Daniel Selsam, Kyla Sheppard, Toki Sherbakov, Jessica Shieh, Sarah Shoker, Pranav Shyam, Szymon Sidor, Eric Sigler, Maddie Simens, Jordan Sitkin, Katarina Slama, Ian Sohl, Benjamin Sokolowsky, Yang Song, Natalie Staudacher, Felipe Petroski Such, Natalie Summers, Ilya Sutskever, Jie Tang, Nikolas Tezak, Madeleine B. Thompson, Phil Tillet, Amin Tootoonchian, Elizabeth Tseng, Preston Tuggle, Nick Turley, Jerry Tworek, Juan Felipe Cerón Uribe, Andrea Vallone, Arun Vijayvergiya, Chelsea Voss, Carroll Wainwright, Justin Jay Wang, Alvin Wang, Ben Wang, Jonathan Ward, Jason Wei, CJ Weinmann, Akila Welihinda, Peter Welinder, Jiayi Weng, Lilian Weng, Matt Wiethoff, Dave Willner, Clemens Winter, Samuel Wolrich, Hannah Wong, Lauren Workman, Sherwin Wu, Jeff Wu, Michael Wu, Kai Xiao, Tao Xu, Sarah Yoo, Kevin Yu, Qiming Yuan, Wojciech Zaremba, Rowan Zellers, Chong Zhang, Marvin Zhang, Shengjia Zhao, Tianhao Zheng, Juntang Zhuang, William Zhuk, and Barret Zoph. 2024. [Gpt-4 technical report](#). *Preprint*, arXiv:2303.08774.
- Garima Pruthi, Frederick Liu, Satyen Kale, and Mukund Sundararajan. 2020. [Estimating training data influence by tracing gradient descent](#). In *Advances in Neural Information Processing Systems*, volume 33, pages 19920–19930. Curran Associates, Inc.
- Kyle Richardson, Ronen Tamari, Oren Sultan, Dafna Shahaf, Reut Tsarfaty, and Ashish Sabharwal. 2022. [Breakpoint transformers for modeling and tracking intermediate beliefs](#). In *Proceedings of the 2022 Conference on Empirical Methods in Natural Language Processing*, pages 9703–9719, Abu Dhabi, United

Arab Emirates. Association for Computational Linguistics.

Laura Ruis, Maximilian Mozes, Juhan Bae, Sid-dhartha Rao Kamalakara, Dwarak Talupuru, Acyr Locatelli, Robert Kirk, Tim Rocktäschel, Edward Grefenstette, and Max Bartolo. 2024. [Procedural knowledge in pretraining drives reasoning in large language models](#). *Preprint*, arXiv:2411.12580.

Johannes Treutlein, Dami Choi, Jan Betley, Samuel Marks, Cem Anil, Roger B Grosse, and Owain Evans. 2024. [Connecting the dots: LLMs can infer and verbalize latent structure from disparate training data](#). In *Advances in Neural Information Processing Systems*, volume 37, pages 140667–140730. Curran Associates, Inc.

Maurice Weber, Daniel Y Fu, Quentin Gregory Anthony, Yonatan Oren, Shane Adams, Anton Alexandrov, Xiaozhong Lyu, Huu Nguyen, Xiaozhe Yao, Virginia Adams, Ben Athiwaratkun, Rahul Chalamala, Kezhen Chen, Max Ryabinin, Tri Dao, Percy Liang, Christopher Re, Irina Rish, and Ce Zhang. 2024. [Redpajama: an open dataset for training large language models](#). In *The Thirty-eight Conference on Neural Information Processing Systems Datasets and Benchmarks Track*.

Johannes Welbl, Nelson F. Liu, and Matt Gardner. 2017. [Crowdsourcing multiple choice science questions](#). In *Proceedings of the 3rd Workshop on Noisy User-generated Text*, pages 94–106, Copenhagen, Denmark. Association for Computational Linguistics.

Thomas Wolf, Lysandre Debut, Victor Sanh, Julien Chaumond, Clement Delangue, Anthony Moi, Pierric Cistac, Tim Rault, Remi Louf, Morgan Funtowicz, Joe Davison, Sam Shleifer, Patrick von Platen, Clara Ma, Yacine Jernite, Julien Plu, Canwen Xu, Teven Le Scao, Sylvain Gugger, Mariama Drame, Quentin Lhoest, and Alexander Rush. 2020. [Transformers: State-of-the-art natural language processing](#). In *Proceedings of the 2020 Conference on Empirical Methods in Natural Language Processing: System Demonstrations*, pages 38–45, Online. Association for Computational Linguistics.

Zhilin Yang, Peng Qi, Saizheng Zhang, Yoshua Bengio, William Cohen, Ruslan Salakhutdinov, and Christopher D. Manning. 2018. [HotpotQA: A dataset for diverse, explainable multi-hop question answering](#). In *Proceedings of the 2018 Conference on Empirical Methods in Natural Language Processing*, pages 2369–2380, Brussels, Belgium. Association for Computational Linguistics.

Jin Yao, Eli Chien, Minxin Du, Xinyao Niu, Tianhao Wang, Zezhou Cheng, and Xiang Yue. 2024. [Machine unlearning of pre-trained large language models](#). In *Proceedings of the 62nd Annual Meeting of the Association for Computational Linguistics (Volume 1: Long Papers)*, pages 8403–8419, Bangkok, Thailand. Association for Computational Linguistics.

A Appendix

A.1 Experimental Details and Overall Results

Hyperparameter selection details We performed the hyperparameter search based on development set performance with the following candidate sets:

- **Forward-Backward Beam Search (FBBS):**

The dynamic weighting parameter α was chosen from $\{0.3, 0.5, 0.7\}$, with the final value set to 0.3. The beam width and candidate size were fixed at $n = 8$ and $m = 4$, respectively.

- **Training:** The learning rate for Adam was selected from $\{1 \times 10^{-4}, 5 \times 10^{-5}, 1 \times 10^{-5}\}$ and set to 5×10^{-5} . The batch size was chosen from $\{1, 4, 8\}$ and set to 8, while the weight λ in Equation 9 was chosen from $\{0.1, 0.5, 1\}$ and set to 0.5.

TDA baselines Some representative TDA methods include:

- **Grad-Dot (G-Dot)** (Pruthi et al., 2020): Computes gradients relative to training and evaluation data on the model, measuring influence by taking the dot product of these gradients.
- **Grad-Cos (G-Cos)** (Pruthi et al., 2020): Similar to Grad-Dot but uses cosine similarity instead of the raw dot product for normalization.
- **HIF** (Koh and Liang, 2017): Extends Grad-Dot by incorporating the Hessian matrix to measure influence.
- **UnTrac (UT)** (Isonuma and Titov, 2024): Estimates influence based on the model’s loss on the evaluation data after performing gradient-based unlearning on the training data.
- **UnTrac-Inv (UT-Inv)** (Isonuma and Titov, 2024): Estimates influence based on model loss on training data after gradient-based unlearning on evaluation data.

Details Ideally, TDA methods would examine the entire pretraining corpus to find the most influential training instances. However, this is computationally infeasible because the size of the pretraining corpus is massive. We therefore restrict the search space to the smaller, dataset-provided *evidence pool*, which still fully contains the relevant knowledge. These evidences are guaranteed to be part of the each model’s pretraining data. We emphasize that this smaller evidence pool is of high quality, containing knowledge that is highly

HotpotQA dataset									
	OLMo			Pythia			RPJ		
	$\mathcal{D}_{\text{train}}^{\times}/\mathcal{D}_{\text{train}}^{\checkmark}$	$\mathcal{D}_{\text{train}}$	$\mathcal{D}_{\text{eval}}$	$\mathcal{D}_{\text{train}}^{\times}/\mathcal{D}_{\text{train}}^{\checkmark}$	$\mathcal{D}_{\text{train}}$	$\mathcal{D}_{\text{eval}}$	$\mathcal{D}_{\text{train}}^{\times}/\mathcal{D}_{\text{train}}^{\checkmark}$	$\mathcal{D}_{\text{train}}$	$\mathcal{D}_{\text{eval}}$
Vanilla	-	93.1	42.9	-	86.9	34.3	-	87.1	36.5
G-Dot	83.9/87.5	87.2	42.2	80.1/85.3	84.5	31.0	83.3/87.2	86.6	35.6
G-Cos	83.6/86.7	86.4	42.7	82.6/84.5	83.1	31.4	84.1/87.5	87.0	36.8
HIF	84.1/84.0	85.8	42.2	81.4/84.6	84.1	32.9	85.6/86.8	86.6	37.1
UT	82.2/88.4	87.9	42.8	83.3/86.1	85.7	34.1	87.4/83.7	84.1	36.3
UT-Inv	81.0/89.6	89.0	42.9	83.7/85.6	85.3	33.5	86.9/84.0	84.3	35.6
Ours	86.6/ 96.1	95.4	46.2	87.7/91.0	90.5	38.5	88.0/89.4	89.2	38.5

SciQ dataset									
	OLMo			Pythia			RPJ		
	$\mathcal{D}_{\text{train}}^{\times}/\mathcal{D}_{\text{train}}^{\checkmark}$	$\mathcal{D}_{\text{train}}$	$\mathcal{D}_{\text{eval}}$	$\mathcal{D}_{\text{train}}^{\times}/\mathcal{D}_{\text{train}}^{\checkmark}$	$\mathcal{D}_{\text{train}}$	$\mathcal{D}_{\text{eval}}$	$\mathcal{D}_{\text{train}}^{\times}/\mathcal{D}_{\text{train}}^{\checkmark}$	$\mathcal{D}_{\text{train}}$	$\mathcal{D}_{\text{eval}}$
Vanilla	-	94.5	68.9	-	91.8	57.3	-	89.6	48.6
G-Dot	84.9/86.7	86.6	63.0	87.9/91.9	91.5	57.4	85.0/85.4	85.3	45.9
G-Cos	88.3/90.1	90.0	65.9	82.7/89.2	88.6	56.1	83.2/85.1	84.9	45.0
HIF	89.0/91.0	90.8	66.0	82.0/90.4	89.7	56.4	79.7/85.8	85.1	45.2
UT	88.0/89.6	89.5	65.4	87.0/89.6	89.3	56.7	80.7/86.4	85.8	47.0
UT-Inv	87.1/90.2	90.0	65.0	85.4/90.1	89.7	57.0	80.5/87.1	86.4	47.8
Ours	92.8/95.4	95.2	71.4	91.7/93.4	93.2	60.2	89.3/91.4	91.1	52.6

OpenBookQA dataset									
	OLMo			Pythia			RPJ		
	$\mathcal{D}_{\text{train}}^{\times}/\mathcal{D}_{\text{train}}^{\checkmark}$	$\mathcal{D}_{\text{train}}$	$\mathcal{D}_{\text{eval}}$	$\mathcal{D}_{\text{train}}^{\times}/\mathcal{D}_{\text{train}}^{\checkmark}$	$\mathcal{D}_{\text{train}}$	$\mathcal{D}_{\text{eval}}$	$\mathcal{D}_{\text{train}}^{\times}/\mathcal{D}_{\text{train}}^{\checkmark}$	$\mathcal{D}_{\text{train}}$	$\mathcal{D}_{\text{eval}}$
Vanilla	-	92.0	71.7	-	90.6	63.5	-	91.2	64.5
G-Dot	85.0/88.9	88.5	66.7	80.9/89.5	88.6	62.6	79.5/88.6	87.7	62.4
G-Cos	86.3/90.1	89.7	67.0	85.3/88.3	88.0	62.6	80.2/87.3	86.6	61.3
HIF	87.5/90.7	90.4	67.8	84.0/90.2	89.6	62.9	79.6/87.5	86.8	61.4
UT	86.4/89.6	89.3	67.4	82.1/91.6	90.7	63.0	78.7/88.1	87.2	62.1
UT-Inv	87.9/90.9	90.6	69.6	83.3/92.0	91.1	63.8	80.1/89.0	88.2	64.0
Ours	93.5/94.7	94.6	75.4	90.4/92.0	91.8	66.0	93.3/94.5	94.3	68.2

Table 3: Accuracy on three QA datasets for all baselines.

plausible as supporting evidence for the questions. Consequently, restricting TDA to this curated subset does not degrade the baseline TDA methods’ performance.

Results We present Table 3 showing all the results, including those obtained using the above TDA methods.

A.2 Comparison between Generation Methods

We present the entire results of comparing the multiple belief generation methods introduced in Section 4.3. The results for the HotpotQA dataset are shown in Figure 5, those for the SciQA dataset in Figure 6, and those for the OpenBookQA dataset in Figure 7.

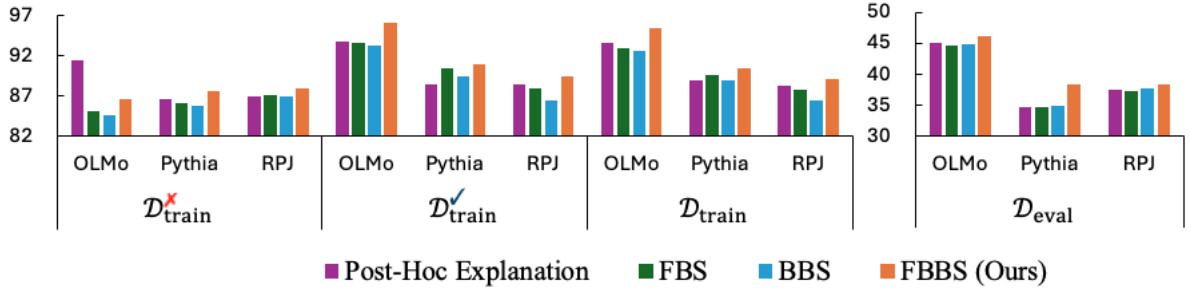


Figure 5: Comparison of belief generation methods on the HotpotQA Dataset

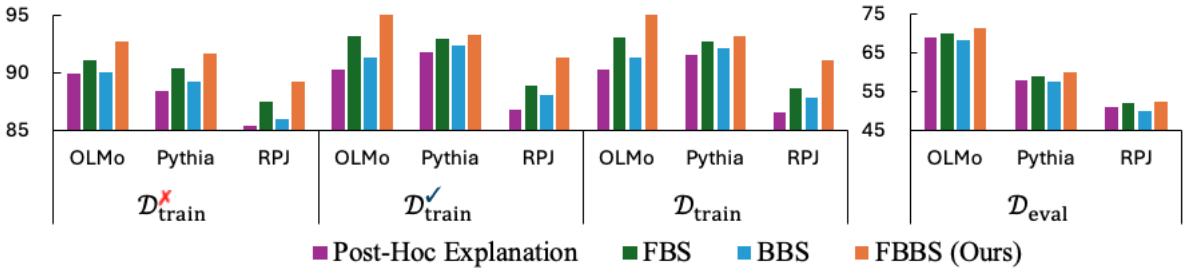


Figure 6: Comparison of belief generation methods on the SciQA Dataset

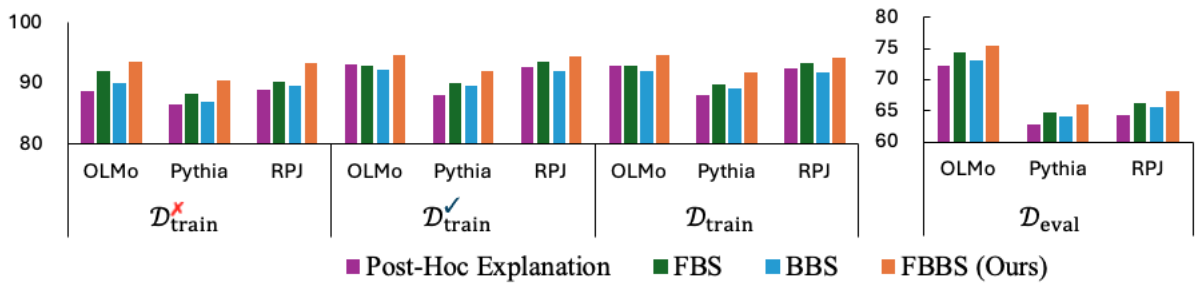


Figure 7: Comparison of belief generation methods on the OpenBookQA Dataset