

Building Knowledge Graphs Towards a Global Food Systems Datahub

Nirmal Gelal¹, Aastha Gautam¹, Sanaz Saki Norouzi¹, Nico Giordano¹, Claudio Dias da Silva Jr¹, Jean Ribert Francois¹, Kelsey Andersen Onofre¹, Katherine Nelson^{1,2}, Stacy Hutchinson¹, Xiaomao Lin¹, Stephen Welch¹, Romulo Lollato¹, Pascal Hitzler¹, and Hande Küçük McGinty^{1*}

¹Kansas State University
Manhattan, KS 66502 USA

²University of Missouri
Columbia, MO 65211 USA

Abstract

Sustainable agricultural production aligns with several sustainability goals established by the United Nations (UN). However, there is a lack of studies that comprehensively examine sustainable agricultural practices across various products and production methods. Such research could provide valuable insights into the diverse factors influencing the sustainability of specific crops and produce while also identifying practices and conditions that are universally applicable to all forms of agricultural production. While this research might help us better understand sustainability, the community would still need a consistent set of vocabularies. These consistent vocabularies, which represent the underlying datasets, can then be stored in a global food systems datahub. The standardized vocabularies might help encode important information for further statistical analyses and AI/ML approaches in the datasets, resulting in the research targeting sustainable agricultural production. A structured method of representing information in sustainability, especially for wheat production, is currently unavailable. In an attempt to address this gap, we are building a set of ontologies and Knowledge Graphs (KGs) that encode knowledge associated with sustainable wheat production using formal logic. The data for this set of knowledge graphs are collected from public data sources, experimental results collected at our experiments at Kansas State University, and a Sustainability Workshop that we organized earlier in the year, which helped us collect input from different stakeholders throughout the value chain of wheat. The modeling of the ontology (i.e., the schema) for the Knowledge Graph has been in progress with the help of our domain experts, following a modular structure using KN-ARM methodology. In this paper, we will present our preliminary results and schemas of our Knowledge Graph and ontologies.

and sustainable approach within current agricultural systems. The growing demand for sustainable food production underscores a critical need for structured and interoperable data to enable complex analysis.

The wheat production domain, a key pillar of global food security, currently has no standardized framework to effectively store and analyze the data on sustainable practices. This absence of structured and interoperable data constrains the development and application of advanced analytical tools, which could enhance decision-making, resource optimization, and sustainable production improvements. We are building a unified KG (combination of a set of KGs) on a modular framework, where each module focuses on a distinct aspect of sustainable wheat production, making data addition and removal manageable and enhancing scalability. This modular structure enables us to integrate various components of the wheat value chain and allows seamless integration with other agricultural datasets, creating a unified, scalable approach to data representation in sustainable agriculture.

As part of our preliminary results, our primary objective has been to encode knowledge on nitrogen management and disease management in wheat, providing researchers, agronomists, and policymakers with data-driven insights to support sustainable practices. This paper outlines our methodology and initial progress in developing this DataHub. We detail how we used our previously established Knowledge Graph's design methodology, namely KKnowledge Acquisition and Representation Methodology (McGinty 2018), to build the modular architecture of our knowledge graph and highlight potential applications for promoting sustainable wheat production practices.

Introduction and Motivation

Food and Agriculture Association of the United Nations reports that global food demand will increase by 50 percent by 2050 (FAO 2009). Addressing the anticipated food shortfall due to either population growth or decline in production and productivity will require an integrative, efficient,

Literature Review

In recent years, knowledge graphs have gained popularity due to their numerous benefits, including scalability and structuring the heterogeneous data into a single structure, making it easier to adapt in diverse domains (Hitzler 2021; Hogan et al. 2021). It has emerged as a powerful paradigm for integrating and managing diverse data sources at scale. It is particularly relevant for agricultural data integration, where diverse datasets—ranging from soil health and climate conditions to genetic information and wheat market

*Corresponding Author

Copyright © 2025, Association for the Advancement of Artificial Intelligence (www.aaai.org). All rights reserved.

trends—need to be combined into a unified framework. In agriculture, several efforts have been made to generate a vocabulary that defines standard terms and relationships in the agricultural domain. Agroportal (Jonquet et al. 2018), for example, serves as a hub that contains a number of vocabularies and ontologies related to agriculture.

There also exist other KG-centric efforts that are relevant to the goal of creating a global food systems datahub (McGinty et al. 2024). (Brewster et al. 2024) propose a data-sharing architecture, the Ploutos, that is based on three principles: a) reuse of existing semantic standards; b) integration with legacy systems; and c) a distributed architecture where stakeholders control access to their own data. The Ploutos semantic model is built on an integration of existing ontologies, which use graph query patterns to traverse the network and collect the requisite data to be shared. Their data-sharing approach is highly extensible, with considerable potential for capturing sustainability-related data, related to global food systems, which includes food, environment, transportation, sensor related data.

Recently, significant efforts have been directed toward the development of domain-specific vocabularies, which are designed to address questions within a particular domain by encompassing only the relevant concepts and relationships. For instance, the Crop Disease Ontology (Neha, Niladri 2020) provides a hierarchical framework for describing crop health, pathogens, and their impacts on agricultural productivity. Similarly, the Environment Ontology (ENVO) (Buttigieg et al. 2016) defines environmental entities, systems, and processes across diverse domains, supporting applications in ecology, climate studies, and environmental sciences.

Likewise, BIMERR Weather Ontology (Salvador González-Gerpe n.d.), Weather Ontology (Mario Kofler n.d.), and Ontology for Meteorological Sensors (Laurent Lefort n.d.) define weather-related concepts, observations, and measurements captured by meteorological sensors. These ontologies enable the integration of weather information into intelligent systems, supporting applications in weather prediction, environmental monitoring, and climate research. Additionally, the Phenotype Quality Ontology (PATO) (Gkoutos, Schofield, and Hoehndorf 2017) provides a structured framework for describing phenotypic qualities and their variations across species. It offers semantic representations for attributes such as size, shape, color, and function, which are essential for research in genetics, biology, and medicine.

The KnowWhereGraph¹ (Janowicz et al. 2022; Shimizu et al. 2025), to the best of our knowledge, the currently largest public geo-knowledge graph, covers a significant amount of agriculture-relevant data, including soil health data, as well as land use and land cover data.

The ontologies mentioned above, along with many other existing ontologies, face limitations in their integration with knowledge from other domains, as they are primarily designed to address specific problems within well-defined domain boundaries. Our objective is to address this limitation

by developing an integrated framework that describes a sustainable wheat production value chain. This proposed data hub will aim to incorporate knowledge spanning the entire lifecycle of wheat, from farm to table, facilitating a holistic understanding of sustainability in wheat production.

Methodology

KG Design Methodology

Our approach focuses on the modularization and integration of large datasets into cohesive knowledge structures through an application of a design methodology called Knowledge Acquisition and Representation Methodology (KNARM) (McGinty 2018). KNARM addresses the knowledge acquisition bottleneck by incorporating human expertise, recognizing that the automated methods are still very limited in scope. KNARM focuses on building an ontology or knowledge graph with the end applications and the available datasets in mind and aims to build templates that are based on concrete use cases at hand. Using this methodology, we are designing a modular architecture that allows human expertise involved in the loop.

Among the nine steps in KNARM methodology, **Sub-language Analysis** is the first step in creating schema/ontology. In this step, we examine the existing data sources, analyze the pattern within the data, and define the relationships between the existing knowledge sources. The second step, **Unstructured Interview**, involves conducting informal interviews with domain experts involved in formalizing data within the group. A group of domain experts with knowledge of various aspects of sustainability data in wheat were iteratively interviewed throughout the process. In the third step, **Sub-language Recycling** takes place. In this phase, the aforementioned ontologies were collected and evaluated to facilitate the reuse of vocabularies from established ontologies. Following this step, we typically create a meta-data describing the domain of the data being modeled. This step, known as **Meta-Data Creation and Knowledge Modeling**, involves listing abstract concepts related to the data hub under development.

The fifth step, referred to as **Structured Interview**, bears similarities to the second step; however, this phase involves close-ended questions specifically designed for domain experts. Additionally, a list of competency questions was formulated to ensure the completeness of the schema. These questions serve as a benchmark, such that if our model provides comprehensive answers, the schema can be deemed complete. The subsequent step, **Knowledge Acquisition Validation**, can be considered the initial feedback loop in the process. During this phase, the knowledge engineer presents outputs from previous steps—such as recycled vocabularies, metadata, and other relevant data—to domain experts. The primary aim of this step is to identify any gaps in knowledge that is missed or misinterpreted. The next step is **Database Formation**. The database can be relational, graph-based, or NoSQL databases. In this study, we opted to use Graph-DB due to its structural compatibility with the schema, its scalability, and its inherent graph-based architecture.

¹<https://knowwheragraph.org>

The succeeding step, referred to as **Semi-Automated Ontology Building**, involves the utilization of tools and libraries such as RDFLib in Python, Jena in Java, and a command-line tool ROBOT to construct ontology in a semi-automated manner. The approach is termed semi-automated because, while the schema is developed and data population is automated using these tools, domain experts remain actively engaged throughout the process to ensure accuracy and relevance. The final step in the methodology is **Ontology Validation and Evaluation**. Once a version of the ontology is established, knowledge engineers and domain experts conduct a series of tests to assess whether the ontology accurately represents the intended information. These tests include answering competency questions and performing information retrieval tasks using query languages such as SPARQL². Up to this point, the KNARM methodology has been employed to achieve a structured data representation.

Ontology and Schema Design

The ontology and schema design process is ongoing, with an initial version of the schema to address nitrogen and disease management within the wheat domain. Figures 1 and 2 illustrate how the sub-modules (represented as colored rectangular boxes) describe specific topics and interrelation. The following sub-sections will discuss the details of each module and their connections.

Nitrogen Management Nitrogen is a vital nutrient for plant growth, making nitrogen management one of the most significant parameters in farm management practices to optimize yield. Therefore, we have dedicated a distinct module to nitrogen management. This module connects nitrogen demand and supply within a nitrogen management strategy and examines the relationship between crop yield expectations and nitrogen requirements. Crop yield expectation—the projected harvest per unit area—correlates directly with nitrogen demand, as higher yields necessitate greater nitrogen inputs. Key factors supporting maximum crop yields, such as Flowering Date, Freeze Damage, and Heat Stress, are also illustrated in Figure 1.

Disease Management Disease management in wheat is a crucial area of agricultural research, aiming to reduce the impact of pathogens that can significantly lower wheat yields. Effective management strategies are essential for promoting sustainable wheat production. Common wheat pathogens—fungi, viruses, and bacteria—are depicted in the top-level schema of the disease management module, as shown in Figure 2. Currently, our focus is on fungi, detailing their types and potential treatment strategies, including Chemical Strategy, Cultural Practices, and Host Genetics. Each of the highlighted boxes (chemical strategy in blue, cultural practices in green, and host genetics in orange) in Figure 2 functions as a self-contained sub-module, encapsulating the concepts and relationships within its specific sub-domain. These sub-modules are further detailed in Figures 3, 4, and 5.

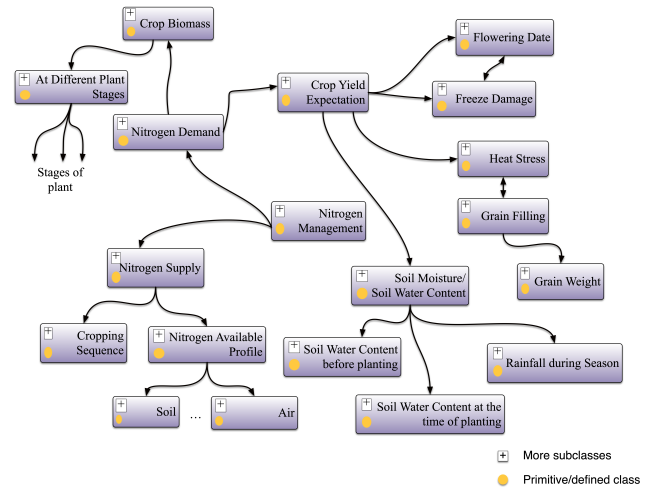


Figure 1: Nitrogen Management Schema (Edges represent two concepts that are related to one another on a high-abstract level)

Schema design requires multiple iterations to reach a finalized structure. Following KNARM, we involve domain experts throughout the process, conducting both structured and unstructured interviews to iteratively build the schema until it adequately captures the desired information. Before designing the schema, we developed a list of competency questions, which define the scope and goals of the ontology. These questions represent what our final ontology should be able to answer or address, helping to maintain the schema's structure, scope, requirements, and intended functionality within the knowledge model.

We are in the process of encoding the schema into an ontology—a structured, formal representation of knowledge within a specific domain designed to organize concepts, entities, and their relationships in a consistent and meaningful manner. We are using Protégé (Musen 2015), an open-source ontology development tool, to build our ontology based on the generated schema. The Web Ontology Language³ (OWL, (Hitzler et al. 2012)) will be employed to axiomatize knowledge within the domain of agriculture. Fundamental axioms, including the definition of domains, ranges, constraints, and equivalences, will be formally encoded.

KNARM methodology helps systematize this process. Our domain experts are continuously interviewed, and the schema drafts are repeatedly reviewed for multiple iterations. We are also looking at existing ontologies for vocabulary and axiom integration (Neha, Niladri 2020), (Buttigieg et al. 2013), (Salvador González-Gerpe n.d.), (Mario Kofler n.d.), (Laurent Lefort n.d.), (Gkoutos, Schofield, and Hoehndorf 2017). After the successful creation of our schema and integration of existing ontologies, we plan to infer new knowledge from the knowledge base. Reasoning will be conducted utilizing reasoners such as HermiT (Glimm et al. 2014), Pellet (Sirin et al. 2007), and other existing reason-

²<https://www.w3.org/TR/sparql11-query/>

³<https://www.w3.org/OWL/>

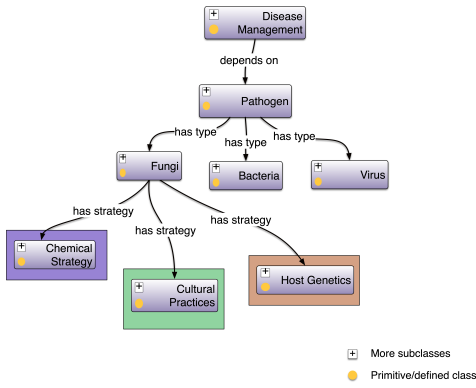


Figure 2: Disease Management Schema (top-level)

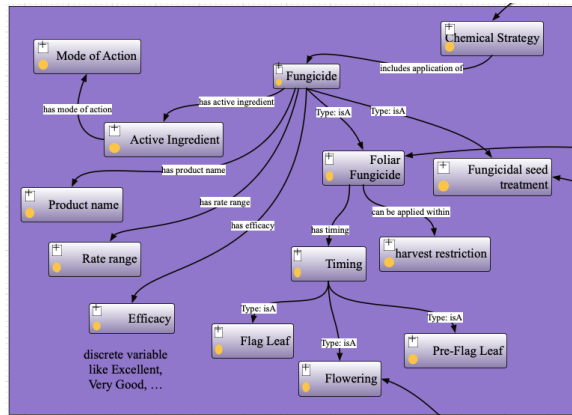


Figure 3: Chemical Strategies for Fungi Management

ers.

Figure 6 illustrates the Disease Management module within Protégé, while the other modules and sub-modules remain under development.

Data Collection and Preparation

The next step in building our knowledge base involves data collection and preparation. KNARM emphasizes reusing existing ontologies and data sources to create data structures that are not only effective but also reusable. This approach enables the development of adaptable and scalable knowledge structures that can be efficiently integrated into broader data ecosystems.

We are examining various pre-existing ontologies within the wheat domain or other domains related to wheat, including the Wheat Trait Ontology (WTO) (Nédellec et al. 2020), Environment Ontology (ENVO) (Buttigieg et al. 2013), Crop Dietary Nutrition (Andrés-Hernández et al. 2020), and KnowWhereGraph (Janowicz et al. 2022). These ontologies provide well-defined concepts and relationships within their respective domains, offering valuable vocabulary and structure for incorporation into our own ontology. Reusing es-

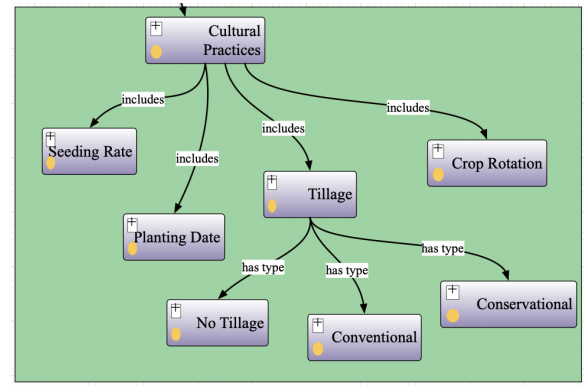


Figure 4: Cultural Practices for Fungi Management

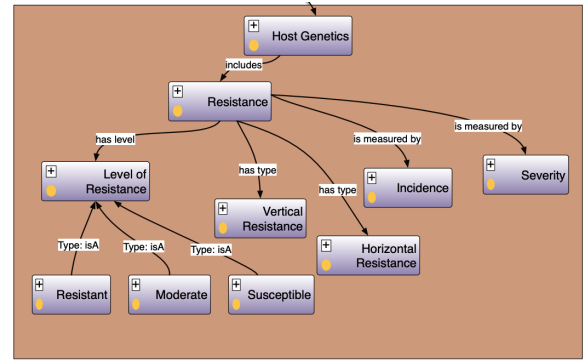


Figure 5: Host Genetics for Fungi Management

tablished ontologies offers significant advantages, such as saving time, ensuring consistency, and enhancing interoperability. By adopting standardized terminology from these ontologies, we ensure that concepts and relationships are defined uniformly while also promoting compatibility with industry best practices.

In addition to existing ontologies, we have identified several key data sources, including weather (Daly and Bryant 2013), (Thornton et al. 2022), soil (Monitor 2023), and landscape (Soils), (Burchfield and Nelson 2023) These datasets are essential to incorporate within the wheat value chain, as they directly impact each stage of wheat production, influencing factors such as quality, yield, and sustainability. By aggregating this knowledge into a cohesive structure, we enable stakeholders to make data-driven decisions across the entire wheat value chain—from planning and cultivation to processing and distribution—ultimately supporting more sustainable and efficient practices.

This year, we organized a Sustainability Workshop, inviting key stakeholders from the wheat value chain, including farmers, bakers, millers, and other domain experts. The workshop provided valuable insights into the wheat value chain and perspectives on sustainability. The data gathered from these expert contributions is currently under analysis, with findings in the publication pipeline. We also plan to incorporate insights from the workshop into our knowledge graph, enriching its representation of sustainable practices.

inconsistencies. The same classes, object properties, or instances can be represented by different names. To map these same but differently encoded entities, we plan to do simple manual checking and use mapping rules to ensure proper ontology alignment. Mapping rules include axioms like equivalence, subclass, instance mapping, etc., that aid in removing conflicts that might arise during ontology merging. We also plan to use the above-mentioned reasoners to check logical inconsistencies in the merged ontology. Furthermore, non-technical users often face difficulties interacting with KGs due to the complexity of graph-based query languages and the limited availability of user-friendly interfaces. Nevertheless, KGs excel in heterogeneous data representation and scalability, provided the ontology is designed effectively.

Our future work aims to transform this ongoing project into a fully operational datahub of wheat that aids in the global food system datahub. Planned expansions include extending the disease management module to cover fungi and bacteria, as well as incorporating additional modules focusing on weather, soil, drought, and other related concepts. The goal is to develop a comprehensive DataHub that encapsulates all fundamental concepts within the wheat value chain, spanning from farm to table. The methodologies employed in this project are designed for adaptability, allowing similar structures to be applied to other crops. This approach encourages collaborative efforts toward the creation and management of wheat datahub.

Acknowledgements This work was funded by Kansas State University under the Game-changing Research Initiative Program (GRIP). We also thank Ontotext for providing GraphDB free of charge for this project.

References

- Andrés-Hernández, L.; Baten, A.; Azman Halimi, R.; Walls, R.; and King, G. J. 2020. Knowledge representation and data sharing to unlock crop variation for nutritional food security. *Crop Science*, 60(2): 516–529.
- Brewster, C.; Kalatzis, N.; Nouwt, B.; Kruiger, H.; and Verhoosel, J. 2024. Data sharing in agricultural supply chains: Using semantics to enable sustainable food systems. *Semantic Web*, 15(4): 1207–1237.
- Burchfield, E.; and Nelson, K. S. 2023. County-level Estimates of Landscape Complexity and Configuration in the Conterminous US.
- Buttigieg, P. L.; Morrison, N.; Smith, B.; Mungall, C. J.; Lewis, S. E.; and Consortium, E. 2013. The environment ontology: contextualising biological and biomedical entities. *Journal of biomedical semantics*, 4: 1–9.
- Buttigieg, P. L.; Pafilis, E.; Lewis, S. E.; Schildhauer, M. P.; Walls, R. L.; and Mungall, C. J. 2016. The environment ontology in 2016: bridging domains with increased scope, semantic density, and interoperability. *Journal of biomedical semantics*, 7: 1–12.
- Daly, C.; and Bryant, K. 2013. The PRISM climate and weather system—an introduction. *Corvallis, OR: PRISM climate group*, 2.
- FAO. 2009. Global Agriculture Towards 2050.
- Gkoutos, G. V.; Schofield, P. N.; and Hoehndorf, R. 2017. The anatomy of phenotype ontologies: principles, properties and applications. *Briefings in Bioinformatics*, 19(5): 1008–1021.
- Glimm, B.; Horrocks, I.; Motik, B.; Stoilos, G.; and Wang, Z. 2014. HermiT: an OWL 2 reasoner. *Journal of automated reasoning*, 53: 245–269.
- Hitzler, P. 2021. A review of the semantic web field. *Commun. ACM*, 64(2): 76–83.
- Hitzler, P.; Kroetzsch, M.; Parsia, B.; Patel-Schneider, P. F.; and Rudolph, S. 2012. *OWL 2 Web Ontology Language: Primer (Second Edition)*. W3C Recommendation 11 December 2012.
- Hogan, A.; Blomqvist, E.; Cochez, M.; d’Amato, C.; Melo, G. D.; Gutierrez, C.; Kirrane, S.; Gayo, J. E. L.; Navigli, R.; Neumaier, S.; et al. 2021. Knowledge graphs. *ACM Computing Surveys (Csur)*, 54(4): 1–37.
- Jackson, R. C.; Balhoff, J. P.; Douglass, E.; Harris, N. L.; Mungall, C. J.; and Overton, J. A. 2019. ROBOT: a tool for automating ontology workflows. *BMC bioinformatics*, 20: 1–10.
- Janowicz, K.; Hitzler, P.; Li, W.; Rehberger, D.; Schildhauer, M.; Zhu, R.; Shimizu, C.; Fisher, C.; Cai, L.; Mai, G.; et al. 2022. Know, Know Where, KnowWhereGraph: A densely connected, cross-domain knowledge graph and geo-enrichment service stack for applications in environmental intelligence. *AI Magazine*, 43(1): 30–39.
- Jonquet, C.; Toulet, A.; Arnaud, E.; Aubin, S.; Dzalé Yeumo, E.; Emonet, V.; Graybeal, J.; Laporte, M.-A.; Musen, M. A.; Pesce, V.; and Larmande, P. 2018. AgroPortal: A vocabulary and ontology repository for agronomy. *Computers and Electronics in Agriculture*, 144: 126–143.
- Laurent Lefort. n.d. Ontology for Meteorological Sensors. <https://www.w3.org/2005/Incubator/ssn/ssnx/meteo/aws>.
- Mario Kofler. n.d. Weather Ontology. <https://www.auto.tuwien.ac.at/downloads/thinkhome/ontology/WeatherOntology.owl>.
- McGinty, H. K. 2018. *KNOWLEDGE ACQUISITION AND REPRESENTATION METHODOLOGY (KNARM) AND ITS APPLICATIONS*. Ph.D. thesis, University of Miami.
- McGinty, H. K.; Shimizu, C.; Hitzler, P.; and Sharda, A. 2024. Towards a Global Food Systems Datahub: Editorial. *Semantic Web*, 15(4): 1129–1132.
- Monitor, U. D. 2023. US drought monitor. *Retrieved from*.
- Musen, M. A. 2015. The protégé project: a look back and a look forward. *AI matters*, 1(4): 4–12.
- Nédellec, C.; Ibanescu, L.; Bossy, R.; and Sourdille, P. 2020. WTO, an ontology for wheat traits and phenotypes in scientific publications. *Genomics & Informatics*, 18(2).
- Neha, Niladri. 2020. Crop Disease (CD) Ontology. <https://agroportal.lirmm.fr/ontologies/CD>.
- Salvador González-Gerpe. n.d. BIMERR Weather Ontology. <https://bimerr.iot.linkeddata.es/def/weather/index-en.html>.
- Schader, C.; Baumgart, L.; Landert, J.; Muller, A.; Ssebunya, B.; Blockeel, J.; Weissshaidinger, R.; Petrasek, R.;

Mészáros, D.; Padel, S.; Gerrard, C.; Smith, L.; Lindenthal, T.; Niggli, U.; and Stolze, M. 2016. Using the Sustainability Monitoring and Assessment Routine (SMART) for the Systematic Analysis of Trade-Offs and Synergies between Sustainability Dimensions and Themes at Farm Level. *Sustainability*, 8(3).

Shimizu, C.; Stephen, S.; Barua, A.; Cai, L.; Christou, A.; Currier, K.; Dalal, A.; Fisher, C. K.; Hitzler, P.; Janowicz, K.; Li, W.; Liu, Z.; Mahdavinejad, M. S.; Mai, G.; Rehberger, D.; Schildhauer, M.; Shi, M.; Norouzi, S. S.; Tian, Y.; Wang, S.; Wang, Z.; Zalewski, J.; Zhou, L.; and Zhu, R. 2025. The KnowWhereGraph ontology. *J. Web Semant.*, 84: 100842.

Sirin, E.; Parsia, B.; Grau, B. C.; Kalyanpur, A.; and Katz, Y. 2007. Pellet: A practical owl-dl reasoner. *Journal of Web Semantics*, 5(2): 51–53.

Soils, N. ????. Gridded National Soil Survey Geographic Database (gNATSGO). Available online: <https://www.nrcs.usda.gov/resources/data-and-reports/gridded-national-soil-survey-geographicdatabase-gnatsgo> (accessed on 17 May 2023).

Thornton, M.; Shrestha, R.; Wei, Y.; Thornton, P.; and Kao, S.-C. 2022. Daymet: Daily Surface Weather Data on a 1-km Grid for North America, Version 4 R1.

UN. 2015. United Nations Sustainability Development Goals. <https://sdgs.un.org/goals>.

Zahm, F.; Ugaglia, A. A.; Barbier, J.-M.; Boureau, H.; Del’Homme, B.; Gafsi, M.; Gasselin, P.; Girard, S.; Guichard, L.; Loyce, C.; et al. 2018. Evaluating sustainability of farms: introducing a new conceptual framework based on three dimensions and five key properties relating to the sustainability of agriculture. The IDEA method version 4. In *13th European IFSA Symposium” Farming systems: facing uncertainties and enhancing opportunities”*. *Symposium Theme” Agroecology and new farming arrangements”*.