

Preliminary Analysis into the Feasibility of Missions to Asteroid 2024 YR₄

ADAM HIBBERD¹ AND T. MARSHALL EUBANKS²

¹*Initiative for Interstellar Studies (i4is), 27/29 South Lambeth Road London, SW8 1SZ United Kingdom*

²*Space Initiatives Inc, Princeton, WV 24740, USA*

ABSTRACT

Recently discovered asteroid 2024 YR₄ has an orbital period of almost exactly 4 years, a descending node located almost exactly 1 au from the Sun, with a perihelion slightly less than that. Its combination of semi-major axis and perihelion renders it a 'Potentially Hazardous Object' (PHO) in the Apollo class. It now has a low chance of colliding with the Earth on 22nd December 2032, yet there is the potential for many further close encounters with Earth into the distant future. This paper investigates the feasibility of missions to this object in the short term, up to and including its close encounter in 2032, and exploits the preliminary mission design software known as 'Optimum Interplanetary Trajectory Software' (OITS). Many flyby opportunities are found with launch windows virtually throughout 2028. Sample Returns are also eminently feasible over this period. Rendezvous missions with 'New Horizons' spacecraft (adopted as a convenient reference mission) are available, although these require launches around late 2028 and early 2029, and with much longer flight durations. In summary it is found that 2024 YR₄ represents an 'opportunity rich environment' boding well for any attempts by humanity to either examine this object close up, or even to deflect it if necessary.

1. INTRODUCTION

Near Earth object (NEO) designated 2024 YR₄, which also ranks as a potentially hazardous object (PHO), was discovered by the Asteroid Terrestrial-impact Last Alert System (ATLAS) on 27th December 2024 (Wierzbos et al. 2024). Its initial impact probability was 1 % and, as is often the case with such discoveries, began to increase with further observations, reaching a high of 3.2 %, with a correspondingly high Torino impact hazard score, slightly less than that temporarily reached by Apophis (2024 MN₄) following its discovery in December 2004. At the time of writing this probability has now significantly diminished to an almost negligible level (0.36 %), yet missions are still of considerable interest to humanity, especially in view of the recommendation by the 2022 Planetary Decadal Survey (Christensen et al. 2022) which, to quote, states that "The highest priority planetary defense demonstration mission...should be a rapid-response, flyby reconnaissance mission targeted to a challenging NEO, representative of the population (~ 50–100 m in diameter) of objects posing the highest probability of a destructive Earth impact".

In this paper we investigate the short-term (that is within the next 7-8 years) feasibility of spacecraft missions to 2024 YR₄. To this end it employs the preliminary interplanetary mission design tool known as 'OITS' or 'Optimum Interplanetary Trajectory Software' detailed in Hibberd (2017, 2022) and further expounded in Hibberd et al. (2021). This software permits a user-selection from two possible Non-Linear Problem (NLP) solver options, namely NOMAD (Le Digabel 2011) or MIDACO (Schlueter et al. 2009; Schlueter & Gerdts 2010; Schlueter et al. 2013). OITS has been successfully exploited for a range of interplanetary missions with all sorts of different applications, including for example such targets as interstellar objects and terrestrial planets (Hein et al. 2019, 2022; Hibberd et al. 2020; Hibberd & Hein 2021; Hibberd et al. 2021; Hibberd 2023a,b).

In the following analysis the general feasibility of first flyby missions, then sample return missions and finally rendezvous missions are investigated, with a specific mission examined to determine the viability of deflecting the

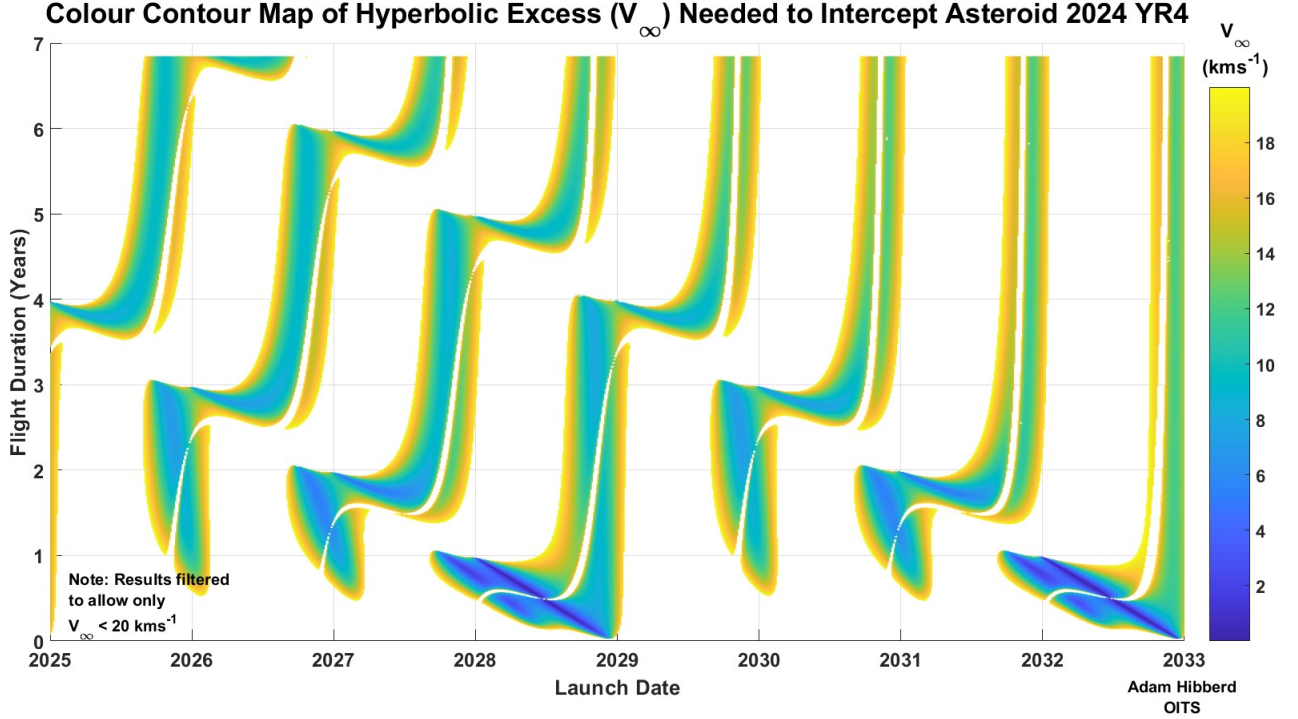


Figure 1. Pork Chop plot of flyby missions to 2024 YR₄, with colours representing hyperbolic excess (V_{∞}) needed by the launch vehicle to reach the asteroids given launch date (x-axis) and flight duration (y-axis).

object from a Moon collision, should that be deemed necessary through further refinement of 2024 YR₄'s orbit.

As a side note, we emphasize that OITS adopts a patched-conic assumption in its derivation, and that due to the close proximity of the spacecraft to Earth in the flyby and sample return missions addressed here, there may exist small errors in the ΔV and hyperbolic excesses calculated by OITS. Be reassured however that such perturbations will be small and could readily be corrected by an appropriate in-flight propulsion system with minimal ΔV requirement.

2. FLYBY

Refer to colour contour plot Figure 1. We find patterns repeating on a 4 year cycle, corresponding to the orbital time period of 2024 YR₄. There are two regions of launch feasibility, i.e. from late 2027 throughout most of 2028, and then again on its subsequent passage through perihelion four years later, from late 2031 throughout most of 2032, with resulting launch hyperbolic excess speeds (V_{∞}) on the order of small fractions of a kilometre per second. Optimal flight durations remain largely below 1 year.

The two dark blue bands apparent in both launch windows (i.e. the windows in 2028 and 2032) correspond to the two minimum-energy arrival scenarios, the lower band equivalent to the spacecraft arriving at around the descending node of 2024 YR₄ (when the object intersects the Ecliptic and also in the case of 2024 YR₄ reaches one Earth distance from the Sun) in late December of 2028 and 2032 respectively; and the higher band equivalent to the spacecraft arriving at the point where it reaches exactly one Earth distance from the Sun (i.e. 1 au, yet above the Ecliptic plane) in mid-October of 2028 and 2032 respectively.

To address each of these 2028 and 2032 flyby launch opportunities in greater detail, refer to Figures 2 and 3 respectively. Observe that the characteristic energy ($C_3 = V_{\infty}^2$) in the 2028 case becomes negligibly small (with a minimum in late March 2028), indicating an almost parabolic Earth escape orbit, readily achievable by a range of

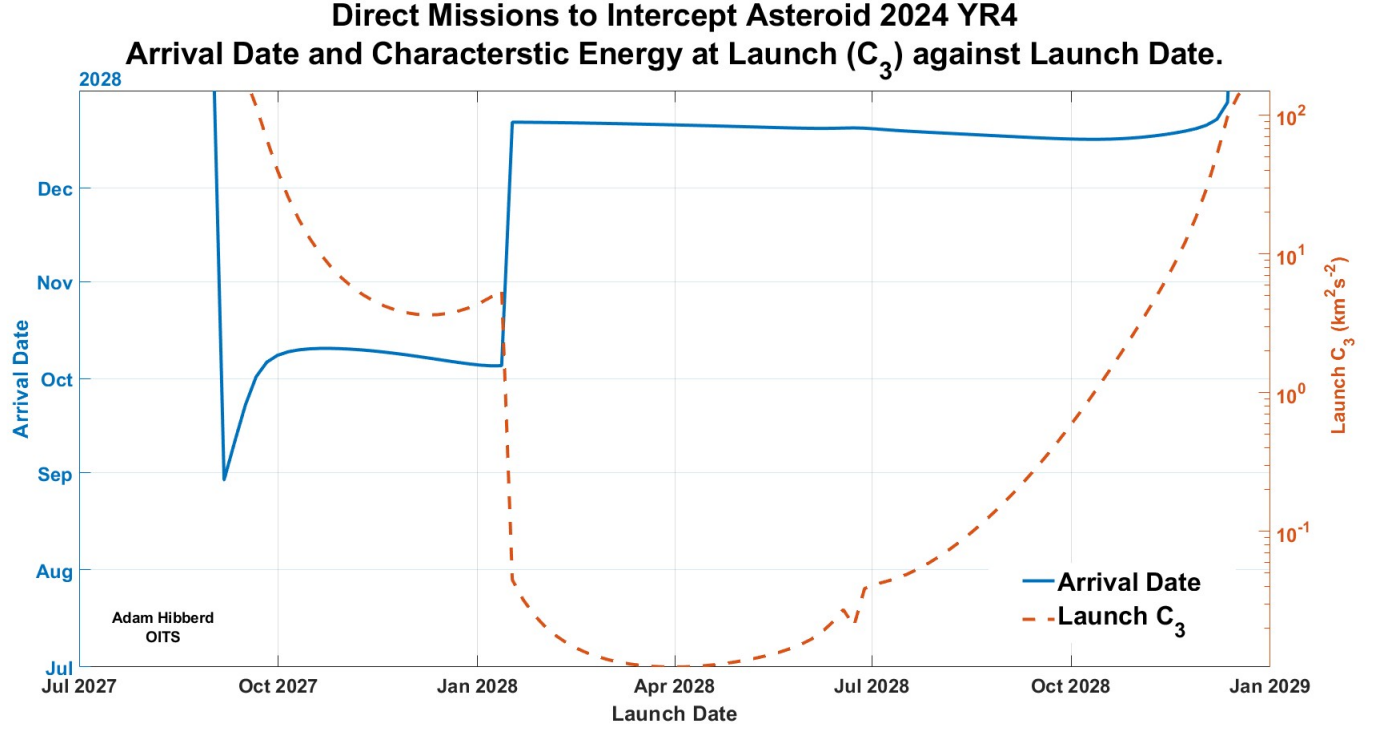


Figure 2. A more detailed examination of the optimal 2027-2028 launch windows shown in the Pork Chop plot 1, showing arrival dates - blue solid line, left vertical axis - and Characteristic launch energy (C_3) - red dashed line, right vertical axis.

currently available launch vehicles, including for example the European Ariane 6¹. Furthermore a spacecraft mission to this object could exploit a ride-share on a launcher bound for the Moon, with very little extra ΔV capability needed by the spacecraft.

2.1. Moon-Avoidance Kinetic Deflection Mission

As of the time of writing, the probability of 2024 YR₄ striking the Moon has risen markedly to a non-negligible level (NASA Planetary Defence 2025), if this trend continues and especially if it reaches 100 %, that would be a compelling case for a kinetic deflection mission to divert the object and avoid a highly energetic impact with the Moon (on the order of ~ 10 megatonnes of TNT).

Refer now to Figure 4 which provides the mass of impactor necessary to shift the target 2024 YR₄ by an arbitrarily chosen distance of 1000 km when it reaches its perilune distance on 22nd December (this perilune would clearly be less than one Moon radius should a collision be predicted). To generate this plot, reference parameters are drawn from the successful DART mission, refer to Richardson et al. (2024). In particular a reference impact ratio β of 3 is adopted, within the range determined post-impact for the DART mission. In addition, a mass for 2024 YR₄ of 2.2×10^8 kg is supposed (extracted from NASA CNEOS (2025)).

We find in this contour map that for launches in late 2027 and for most of 2028, masses on the order of only tens to hundreds of kg would be quite sufficient to shift 2024 YR₄ by 1000 km when the object returns to the Earth/Moon system in 2032. Note this is on the order of a Moon radius (~ 1700 km) and so provides an excellent estimate of the size of impactor required in order that any Moon collision may be successfully avoided.

3. SAMPLE RETURN

¹ Note that the predecessor Ariane 5 launched the James Webb Space Telescope into an orbit with a C_3 near $0 \text{ km}^2 \text{ s}^{-2}$, with extreme accuracy

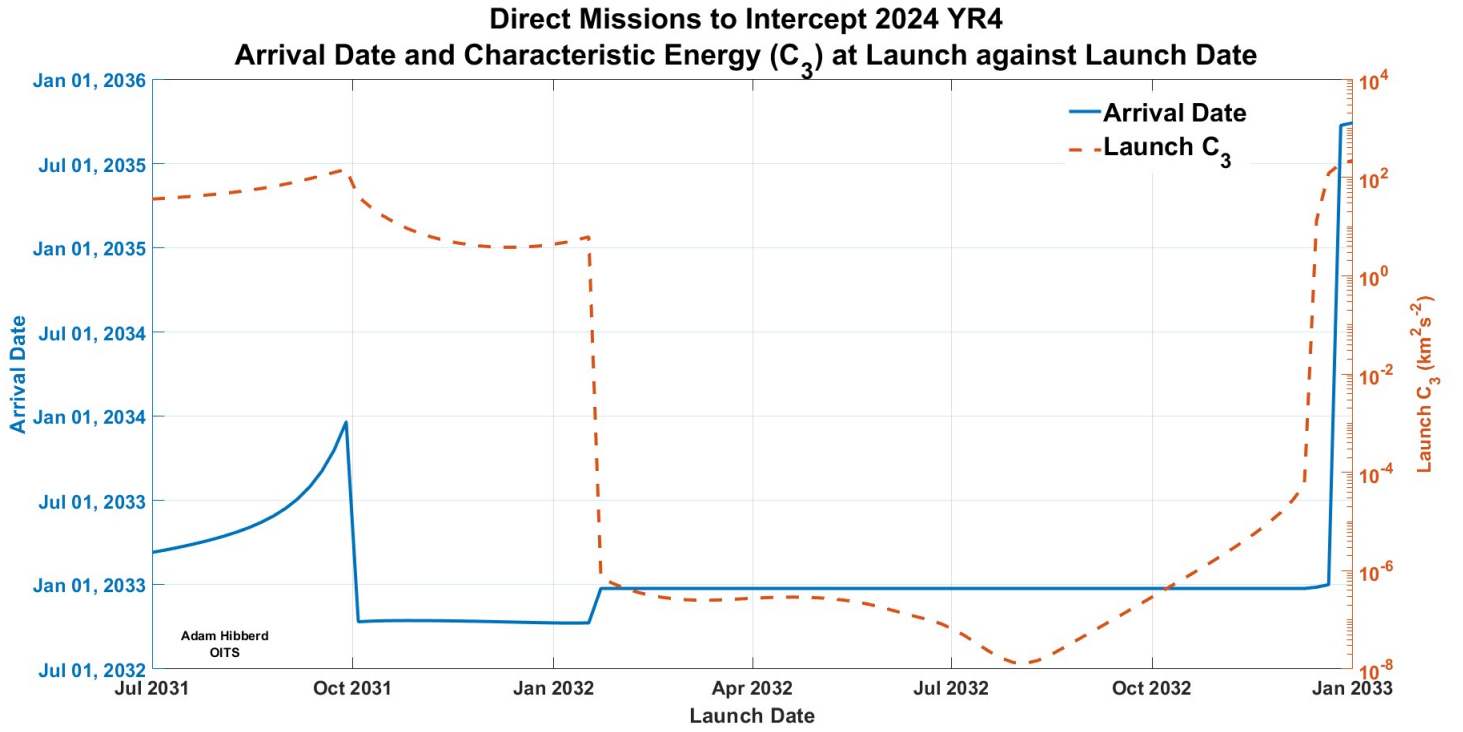


Figure 3. A more detailed examination of the optimal 2031-2032 launch windows shown in the Pork Chop plot 1

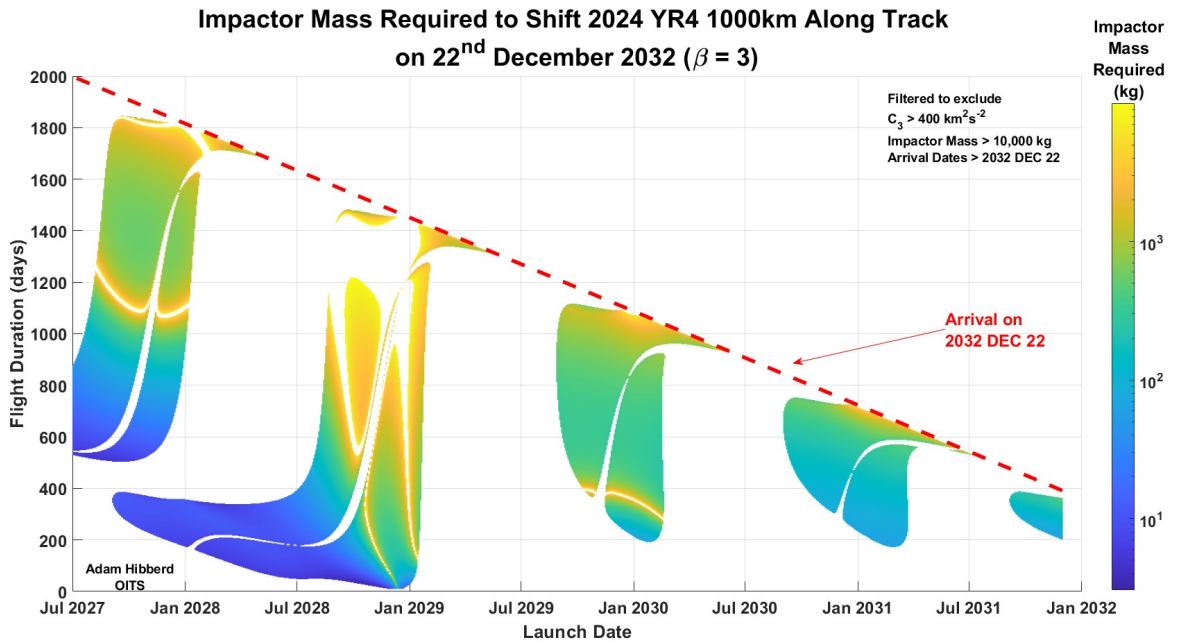


Figure 4. Colour Contour Map of impactor masses necessary to deflect 2024 YR₄ and shift it by 1000 km along track so as to avoid either Earth or, as is considered in this paper the Moon, on 22nd December 2032

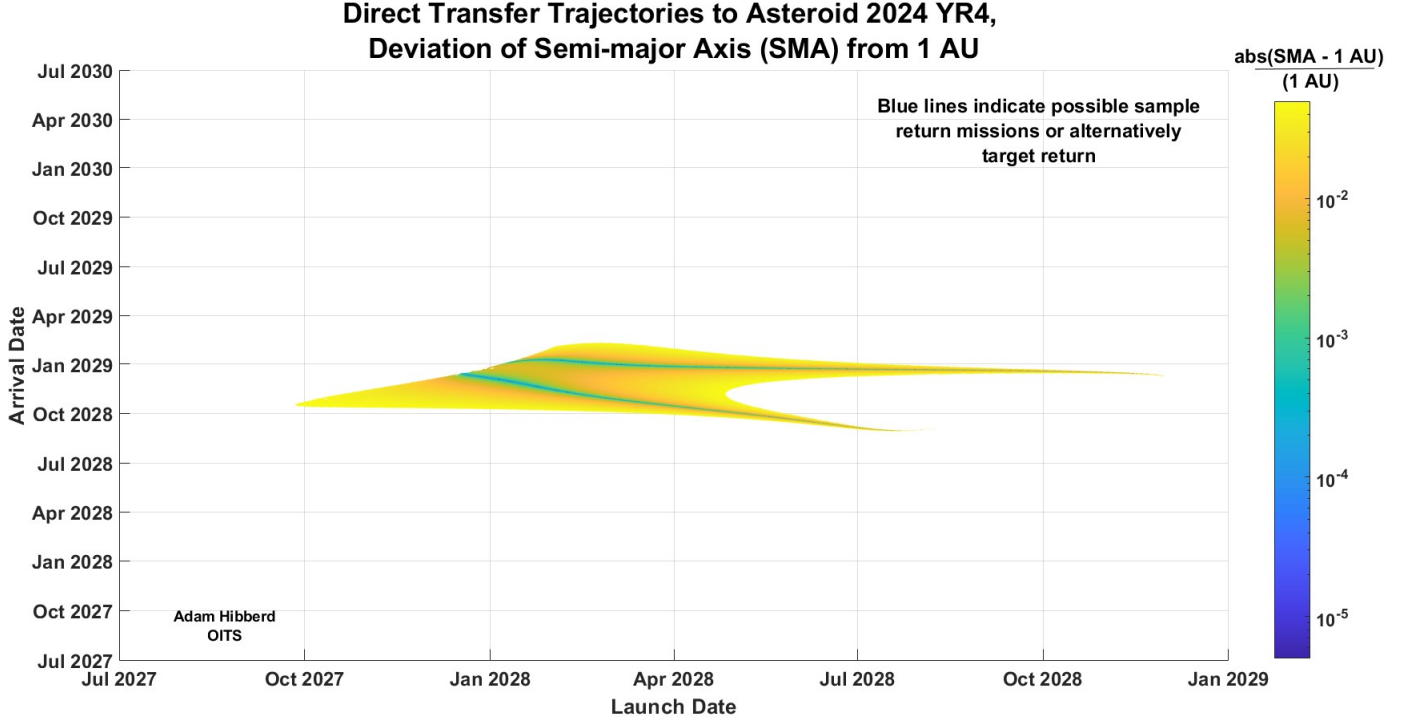


Figure 5. Blue bands are bands of opportunity for sample return missions, i.e. launch dates and flight durations the spacecraft might exploit to return back to Earth after exactly one Earth year.

We now examine the possibility of sample return missions from 2024 YR₄. To summarise these are mission architectures where the spacecraft returns back to Earth after encountering the target, usually with a cargo of material from it. This sample might be gathered by flying through a tail in the case of a comet as target (likein the NASA Stardust mission, [NASA \(2025\)](#)), or alternatively by dispatching an impactor and flying through the resulting plume in the case of an asteroid.

It so happens that if the time period of the spacecraft’s outbound orbit towards its target is exactly equally to 1 year, then as well as encountering the target at some point during that year, it will also eventually return to the Earth’s orbit, and moreover the Earth will be conveniently located there, since clearly by definition its time period is also a year.

There is a direct relationship between semi-major axis and time period of an orbit, meaning that if two orbits have the same time period, they will also necessarily have the same semi-major axis. Now refer to Figure 5. This plot indicates, for a launch in 2028, the degree of discrepancy between the semi-major axis of the interplanetary orbit taken by any spacecraft mission bound for 2024 YR₄, and that of Earth’s orbit (1 au) so, by the preceding logic, highlights the possible sample return scenarios.

Yet again we find that two bands are clearly visible on this plot, this time indicating viable sample return opportunities with arrival at the target either in October of 2028, or later in December 2028, corresponding to 2024 YR₄ reaching respectively its pre-perihelion orbital radius of 1 au and then the equivalent point post-perihelion where, as already mentioned, it additionally intersects the Ecliptic plane.

To get a good idea of the V_{∞} required for these sample return missions refer back to Section 2 and Figure 1, we find an extremely low required launch vehicle capability, as would be expected of such a mission.

4. RENDEZVOUS

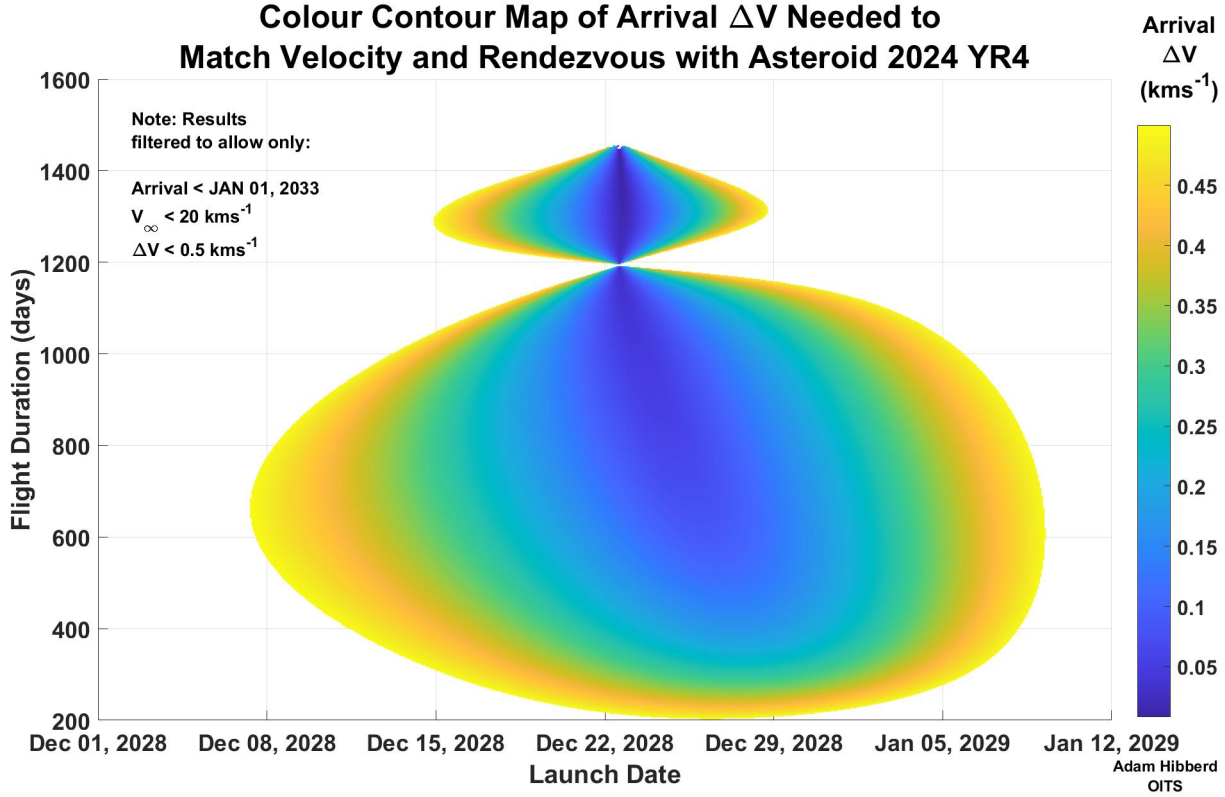


Figure 6. Pork Chop plots indicating minimum arrival ΔV needed by the spacecraft to match velocities with the object 2024 YR₄. A launch near the end of 2028 is favourable and similar launch windows will exist for the object’s 2032 encounter.

Finally we investigate the possibility of rendezvous with 2024 YR₄, which is defined as the mission scenario whereby the spacecraft has significant onboard propulsion enabling it to adjust its velocity vector so it may match velocity with the body in question, in this case 2024 YR₄.

If we refer to Figure 6, we find the possible mission launch dates and durations which will permit an impulsive change in velocity upon arrival (ΔV) to be less than 0.5 km s^{-1} which in turn enables a probe to remain with 2024 YR₄ in its path around the Sun. The corresponding level of V_{∞} at launch to permit this low arrival ΔV (Figure 7), is considerably higher than both flyby and sample return missions, since the launch occurs near to the descending node of 2024 YR₄, which in turn allows intercept at orbital radii much closer to the target’s aphelion, the point where the object is travelling slowest.

As a reference let us consider the NASA spacecraft to Pluto launched in 2006, New Horizons, a mission design which has been demonstrated and proven to be successful, and therefore a replicable mission which is perfectly within the capabilities of humanity. Although clearly NOT a rendezvous mission, yet it had a considerable in-flight ΔV performance of $\sim 0.3 \text{ km s}^{-1}$ (NASA 2025), and as can be seen from Figure 6 a value easily within the performance envelope required by a rendezvous of 2024 YR₄.

New Horizons had a V_{∞} capability of $\sim 13.0 \text{ km s}^{-1}$ (Weaver & Stern 2008), which is about the same as required for a rendezvous mission to 2024 YR₄ (ref. Figure 7). Moreover the arrival ΔV needed by any putative spacecraft can be maintained well below the capability of New Horizon’s propulsion system.

5. DISCUSSION

The research conducted here reveals that the orbit of PHO 2024 YR₄ is quite serendipitous in that many launch windows are available to us should it be desirable or even necessary for us to send a mission.

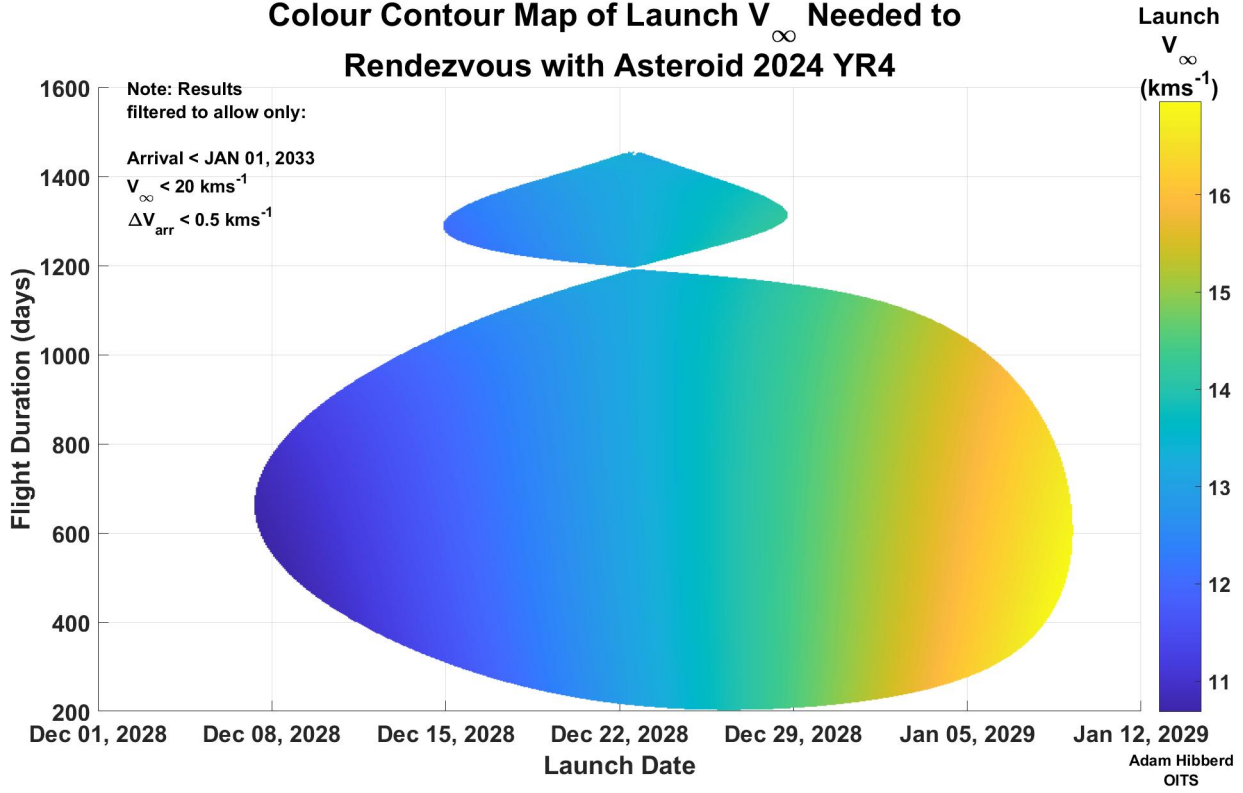


Figure 7. Launch vehicle hyperbolic excess, V_{∞} , required for the rendezvous missions indicated in Figure 6

Whether the mission should be a flyby, sample return, or rendezvous is dependent on what would actually need to be achieved by such a mission. For instance a flyby, with relative arrival velocities of $\sim 13.5 \text{ km s}^{-1}$ would be ideal if a mission to deflect it was deemed necessary. Such a mission could deploy an impactor to be targeted on the object in a similar manner the DART spacecraft successfully deflected asteroid Dimorphos, a minor asteroid in a binary asteroid system.

Alternatively if an impactor mission was conducted, and in addition an orbital transfer trajectory of 1 au was selected (refer section 3) this flyby could additionally return to Earth and achieve a sample return, with the return Earth hyperbolic excess virtually negligible.

Rendezvous missions are also available (Section 4), and could involve determining the mass and moreover characterizing the gravitational field of 2024 YR₄, by analysing the motion of the probe relative to it and how it is influenced by its gravity. Alternatively a VLBI beacon could be placed on the object to allow accurate determination of its position and velocity over the course of time.

In short, many, many mission architectures are foreseeable for 2024 YR₄, offering an 'opportunity rich environment', and places humanity, and more specifically space mission designers, in an ideal position for realising a mission of choice to this body, and achieving a hitherto unattainable scientific return unmatched by any other PHO.

6. CONCLUSION

The research in this paper employed OITS to examine the general feasibility of missions to 2024 YR₄, and many such opportunities and launch windows were discovered. Specifically for flyby missions, launches in 2028 or 2032 are readily achieved, with associated negligible launch C_3 magnitudes ($\sim 0.0 \text{ km}^2\text{s}^{-2}$) lasting almost a year for both cases.

Both sample return missions and rendezvous missions were also found to be feasible. For instance a rendezvous mission launched in late 2028/early 2029 could easily be conducted using a NASA New Horizons type craft, which has a ΔV capability quite sufficient to achieve the necessary rendezvous.

REFERENCES

- Christensen, P., Canup, R., & Smith, D. H. 2022, in 44th COSPAR Scientific Assembly. Held 16-24 July, Vol. 44, 403
- Hein, A. M., Perakis, N., Eubanks, T. M., et al. 2019, *Acta Astronaut.*, 161, 552, doi: [10.1016/j.actaastro.2018.12.042](https://doi.org/10.1016/j.actaastro.2018.12.042)
- Hein, A. M., Eubanks, T. M., Lingam, M., et al. 2022, *Adv. Space Res.*, 69, 402, doi: [10.1016/j.asr.2021.06.052](https://doi.org/10.1016/j.asr.2021.06.052)
- Hibberd, A. 2017, Github repository for OITS. https://github.com/AdamHibberd/Optimum_Interplanetary_Trajectory
- Hibberd, A. 2022, arXiv e-prints, arXiv:2205.10220. <https://arxiv.org/abs/2205.10220>
- . 2023a, *Acta Astronaut.*, 211, 431, doi: [10.1016/j.actaastro.2023.06.029](https://doi.org/10.1016/j.actaastro.2023.06.029)
- . 2023b, arXiv e-prints, arXiv:2305.03065, doi: [10.48550/arXiv.2305.03065](https://doi.org/10.48550/arXiv.2305.03065)
- Hibberd, A., & Hein, A. M. 2021, *Acta Astronaut.*, 179, 594, doi: [10.1016/j.actaastro.2020.11.038](https://doi.org/10.1016/j.actaastro.2020.11.038)
- Hibberd, A., Hein, A. M., & Eubanks, T. M. 2020, *Acta Astronautica*, 170, 136, doi: [10.1016/j.actaastro.2020.01.018](https://doi.org/10.1016/j.actaastro.2020.01.018)
- Hibberd, A., Perakis, N., & Hein, A. M. 2021, *Acta Astronautica*, 189, 584, doi: <https://doi.org/10.1016/j.actaastro.2021.09.006>
- Hibberd, A., Perakis, N., & Hein, A. M. 2021, *Acta Astronaut.*, 189, 584, doi: [10.1016/j.actaastro.2021.09.006](https://doi.org/10.1016/j.actaastro.2021.09.006)
- Le Digabel, S. 2011, *ACM Transactions on Mathematical Software (TOMS)*, 37, 44
- NASA. 2025, Stardust / Stardust NExT. <https://science.nasa.gov/mission/stardust/>
- NASA. 2025, NASA Space Science Data Co-ordinated Archive. <https://nssdc.gsfc.nasa.gov/nmc/spacecraft/display.action?id=2006-001A>
- NASA CNEOS. 2025, Sentry: Earth Impact Monitoring. <https://cneos.jpl.nasa.gov/sentry/details.html#?des=2024%20YR4>
- NASA Planetary Defence. 2025, Additional Observations Continue to Reduce Chance of Asteroid Impact in 2032. <https://blogs.nasa.gov/planetarydefense/2025/02/20/...2032/>
- Richardson, D. C., Agrusa, H. F., Barbee, B., et al. 2024, *The Planetary Science Journal*, 5, 182, doi: [10.3847/PSJ/ad62f5](https://doi.org/10.3847/PSJ/ad62f5)
- Schlueter, M., Egea, J., & Banga, J. 2009, *Computers and Operations Research*, 36, 2217, doi: [10.1016/j.cor.2008.08.015](https://doi.org/10.1016/j.cor.2008.08.015)
- Schlueter, M., Erb, S., Gerdts, M., Kemble, S., & Ruckmann, J. 2013, *Advances in Space Research*, 51, 1116, doi: [10.1016/j.asr.2012.11.006](https://doi.org/10.1016/j.asr.2012.11.006)
- Schlueter, M., & Gerdts, M. 2010, *Journal of Global Optimization*, 47, 293, doi: [10.1007/s10898-009-9477-0](https://doi.org/10.1007/s10898-009-9477-0)
- Weaver, H. A., & Stern, S. A. 2008, *New Horizons: NASA's Pluto-Kuiper Belt Mission*, Citeseer
- Wierzbos, K. W., Rankin, D., Gray, B., et al. 2024, *Minor Planet Electronic Circulars*, 2024-Y140, doi: [10.48377/MPEC/2024-Y140](https://doi.org/10.48377/MPEC/2024-Y140)