

SolEval: Benchmarking Large Language Models for Repository-level Solidity Code Generation

Zhiyuan Peng^{1,2*} Xin Yin^{3*} Rui Qian⁴ Peiqin Lin^{5,6}

Yongkang Liu⁷ Hao Zhang⁸ Chenhao Ying^{1†} Yuan Luo^{1†}

¹ Shanghai Jiao Tong University, China ² Shanghai SimMed Technology Co, Ltd

³ Zhejiang University, China ⁴ Fudan University, China

⁵ LMU Munich, Germany ⁶ Munich Center for Machine Learning, Germany

⁷ Northeastern University, China ⁸ Universiti Sains Malaysia, Malaysia

{pzy2000, yingchenhao, yuanluo}@sjtu.edu.cn

xyin@zju.edu.cn qianruii@126.com

linpq@cis.lmu.de misonsky@163.com zhanghao666@student.usm.my

Abstract

Large language models (LLMs) have transformed code generation. However, most existing approaches focus on mainstream languages such as Python and Java, neglecting the Solidity language, the predominant programming language for Ethereum smart contracts. Due to the lack of adequate benchmarks for Solidity, LLMs' ability to generate secure, cost-effective smart contracts remains unexplored. To fill this gap, we construct SolEval, the first repository-level benchmark designed for Solidity smart contract generation, to evaluate the performance of LLMs on Solidity. SolEval consists of 1,507 samples from 28 different repositories, covering 6 popular domains, providing LLMs with a comprehensive evaluation benchmark. Unlike the existing Solidity benchmark, SolEval not only includes complex function calls but also reflects the real-world complexity of the Ethereum ecosystem by incorporating Gas@k and Vul@k. We evaluate 16 LLMs on SolEval, and our results show that the best-performing LLM achieves only 26.29% Pass@10, highlighting substantial room for improvement in Solidity code generation by LLMs. Additionally, we conduct supervised fine-tuning (SFT) on Qwen-7B using SolEval, resulting in a significant performance improvement, with Pass@5 increasing from 16.67% to 58.33%, demonstrating the effectiveness of fine-tuning LLMs on our benchmark. We release our data and code at <https://github.com/pzy2000/SolEval>.

1 Introduction

The rapid expansion of blockchain technology and Decentralized Finance (DeFi) has led to a significant surge in smart contract deployments. This growth brings about increased development pressures and elevated security demands, highlighting

*Equal contribution.

†Corresponding authors.

```
contract Func {
    uint [] private deposits;
    function deposit() external payable {
        deposits.push(msg.value);
    }
    function getTotal() external view returns (uint) {
        (for loop here...)
        total += deposits[i];
        return total;
    }
}
```

(a) Standalone Functions

```
import './DepositStorage.sol';
contract Repo is DepositStorage{
    function deposit() external payable{
        require(msg.value > 0, "...");
        updateDeposit(msg.value);
    }
    function getTotal() external view
        returns (uint) {
        return getTotalDeposit();
    }
}
```

(b) Non-standalone Functions

Figure 1: Examples of standalone and non-standalone functions in Solidity with highlighted context dependencies. Repository-level code generation usually contains non-standalone function generation.

the critical need for efficient and reliable Solidity code generation tools (Qian et al., 2023; Chaliasos et al., 2024). As the cornerstone of Ethereum contracts, Solidity plays a fundamental role in enabling the decentralized applications that are driving the blockchain revolution (Smaragdakis et al., 2025).

Recently, methods based on large language models (LLMs) have become the dominant approach to code generation (Radford, 2018; Brown et al., 2020; Yu et al., 2024). These methods can generate the corresponding functions according to de-

Table 1: Comparison of existing benchmarks and SolEval. Sample: number of class/function samples. SA Ratio: ratio of standalone functions. Dependency: number of dependencies (e.g., cross-file invocations). Avg. Token: average tokens in function requirements. Repo-Level: whether the benchmark is repository-level or not.

Benchmark	Sample	SA Ratio	Dependency	File	Avg. Token	Language	Repo-Level
CoNaLa (Yin et al., 2018)	500	100%	0	0	13.1	Python	✗
HumanEval (Chen et al., 2021)	164	100%	0	0	58.8	Python	✗
MBPP (Austin et al., 2021)	974	100%	0	0	16.1	Python	✗
PandasEval (Zan et al., 2022)	101	100%	0	0	29.7	Python	✗
NumpyEval (Zan et al., 2022)	101	100%	0	0	30.5	Python	✗
AixBench (Hao et al., 2022)	175	100%	0	0	34.5	Java	✗
ClassEval (Du et al., 2023)	100	100%	0	0	/	Python	✗
Concode (Iyer et al., 2018)	2,000	20%	2,455	0	16.8	Java	✓
CoderEval (Yu et al., 2024)	230	36%	256	71	41.5	Python, Java	✓
DevEval (Li et al., 2024)	1,825	27%	4,448	164	101.6	Python	✓
BenchSol (Daspe et al., 2024)	15	100%	0	0	41.7	Solidity	✗
SolEval	1,507	89%	1,343	129	143.5	Solidity	✓

scriptions in natural language. To assess the code generation capabilities of models, researchers have proposed a series of benchmarks (Du et al., 2023; Yu et al., 2024; Li et al., 2024; Daspe et al., 2024). As shown in Table 1, most of these benchmarks focus on mainstream programming languages such as Python and Java, with little attention paid to Solidity. Different from the high flexibility of programming languages like Python, Solidity’s operation is constrained by gas fee (costs of executing operations on a blockchain) and blockchain immutability, making Solidity code generation more challenging than general programming languages. To evaluate the coding abilities of LLMs in Solidity, Daspe et al. (2024) proposes the first Solidity benchmark, BenchSol. However, BenchSol is entirely generated by GPT-4, distinct from real-world scenarios. Moreover, this benchmark is severely limited in scale, featuring only 15 functions, and is restricted to standalone functions (i.e., Non-repository-level generation). Cross-file calls, library imports, and storage layout, which are absent in Non-repository-level benchmarks, directly reflect the complexity of real-world smart contract development.

To fill the gap, we propose SolEval, the first benchmark that supports repository-level smart contract generation. As shown in Figure 1, SolEval contains non-standalone functions that invoke context dependencies from other files, which are absent in the existing Solidity benchmark. ❶ SolEval contains 1,507 samples from 28 real-world repositories, covering 6 popular domains (e.g., security, economics, and games). ❷ SolEval is manually annotated by 5 master’s students with Solidity experience. SolEval contains detailed requirements, repositories, codes, context information, and test

cases. ❸ To evaluate secure and cost-effective smart contract generation, we incorporate Gas@k and Vul@k attributes into SolEval.

We evaluate 16 popular LLMs on SolEval, including closed-source models (e.g., GPT-4o and GPT-4o-mini) and open-source models (e.g., CodeLlama and DeepSeek-R1). The results reveal a striking performance gap: these models achieve a Pass@10 ranging from 5.91% to 26.29%, indicating that their performance in Solidity code generation is far from optimal, with significant room for improvement. The generated smart contracts exhibit varying gas fees and vulnerability rates, highlighting the dilemma of balancing cost efficiency with security in contract generation.

We also have an interesting finding: DeepSeek-V3 ranks highest in Pass@10 but generates contracts with high gas fees, while DeepSeek-R1-Distill-Qwen-7B ranks lowest but generates the cheapest contracts. This contrast highlights a fundamental challenge in Solidity code generation: balancing functional correctness with gas efficiency. LLMs excelling in generating correct code may struggle with optimizing gas costs, while models focused on optimizing gas efficiency may sacrifice the quality or correctness of the generated code.

Additionally, we discover that the inclusion of Retrieval-Augmented Generation (RAG) and contextual information improves model performance, highlighting the importance of incorporating contextual awareness in Solidity code generation tasks. In particular, we conduct supervised fine-tuning (SFT) on Qwen-7B using SolEval, resulting in a significant performance improvement. Pass@5 increases from 16.67% to 58.33%, demonstrating that fine-tuning LLMs on our benchmark leads to

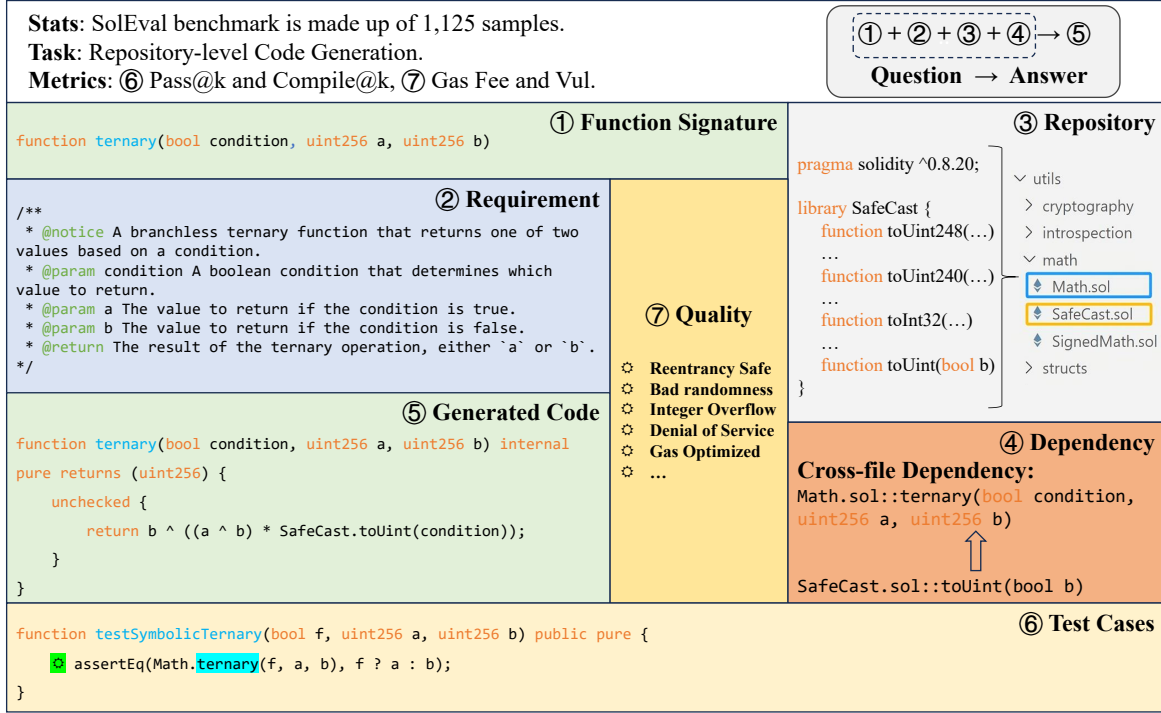


Figure 2: Overview of the SolEval benchmark for Solidity code generation.

a notable enhancement in the generation of high-quality Solidity code. This reinforces the effectiveness of our benchmark in improving LLM performance through task-specific training.

In summary, our contributions are as follows:

- We introduce the first repository-level benchmark for Solidity code generation, including a diverse set of 1,507 samples from 28 real-world repositories, covering 6 popular domains. We also propose essential metrics (i.e., Gas@k and Vul@k) critical for smart contract development.
- We conduct an extensive evaluation of 16 state-of-the-art LLMs on SolEval, revealing their performance gaps when generating smart contracts. We find that LLMs can generate better contracts when using RAG and context information.
- We conduct supervised fine-tuning (SFT) on Qwen-7B using SolEval, demonstrating a significant performance improvement, with Pass@5 increasing from 16.67% to 58.33%. This substantial enhancement highlights the effectiveness of fine-tuning LLMs on our benchmark for generating high-quality Solidity smart contracts.

2 Benchmark - SolEval

2.1 Overview

SolEval contains 1,507 samples from 28 real-world code repositories, covering 6 popular domains (e.g., security, economics, and games). The statistics for the projects are shown in Table 2. The functions that are filtered out can still serve as knowledge databases for RAG to select examples.

Table 2: The simplified statistics of the top-9 projects. Fi.: Filtered Functions with rules defined in Section 3.1.

Top 9 Project	Function	Test Case	LOC
Solady	4,570	1,389	9.68
Contracts	2,453	217	7.39
Ethernaut	445	86	6.10
foundry-upgrades	5,317	70	4.70
Account2	13	2	6.93
community-contracts	1,372	12	3.77
contracts-upgradeable	1,663	161	4.53
Uniswap-solidity	39	10	15.8
Forge-std	1,951	270	8.66
Total	17,823 (Fi.: 1,125)	2,217	6.76

SolEval benchmarks LLMs on repository-level smart contract generation, consisting of two phases: (1) LLM-based Solidity Code Generation (§2.2) and (2) Post-Generation Evaluation (§2.3).

As illustrated in Fig. 2, the first phase involves the evaluated LLM taking a function signature, requirements, and repository dependencies as input (①②③④). The LLM then generates a function (⑤)

that satisfies the specified requirements. In the Post-Generation Evaluation phase, the generated function is integrated into the repository to get the generated smart contract, and its functional correctness (⑥) and quality attributes (⑦) are evaluated.

2.2 LLM-based Solidity Code Generation

The evaluated LLM receives the following inputs:

- ① **Function Signature:** The function’s signature.
- ② **Requirement:** A natural language description of the function, also referred to as ‘comment’ in later sections.
- ③ + ④ **Repository Context:** Code contexts (e.g., interfaces, functions, variables) defined outside the target code and invoked in the reference code. The LLM is then prompted (see §C for details) to generate a desired function, which is subsequently injected into the repository to get the smart contract for real-world code evaluation.

2.3 Post-Generation Evaluation

Following Britikov et al. (2024), we utilize an executor that verifies functional correctness, accommodating differences across Solidity compilers and handling unit test distribution, to execute the test cases. We evaluate functional correctness (⑥) using Pass@k and Compile@k, and assess quality attributes (⑦) with Gas@k and Vul@k. See §B.3, §B.4, §B.6 and §B.5 for detailed definitions.

3 Benchmark Construction

As shown in Fig. 3, the construction of SolEval involves five key phases.

3.1 Project Selection

To ensure SolEval’s practicality and diversity, we follow best practices (Chen et al., 2021; Yu et al., 2024; Liu et al., 2024b) and select functions from different open-source projects through four steps. First, we manually select six popular GitHub organizations, such as OpenZeppelin, that host Solidity projects. We crawl all their public repositories, sort them by star count in descending order, and filter out low-star (i.e., with fewer than 40 stars) projects lacking test cases or containing fewer than 10% files written in the Solidity language. By manually selecting popular GitHub projects, we ensure that SolEval assesses a model’s ability to generate smart contracts that are more likely to be used within the blockchain community.

We then select functions that may be used in real scenarios based on three criteria: (1) We exclude trivial functions with fewer than five lines

of code (LOC), following previous studies (Jiang et al., 2024a); (2) We exclude functions that are rarely deployed in real-world scenarios, as assessed by five master’s students. Given that developers may have varying preferences regarding frequently used functions, the inclusion of a diverse set of preferences helps mitigate potential bias; and (3) We exclude test functions or deprecated functions.

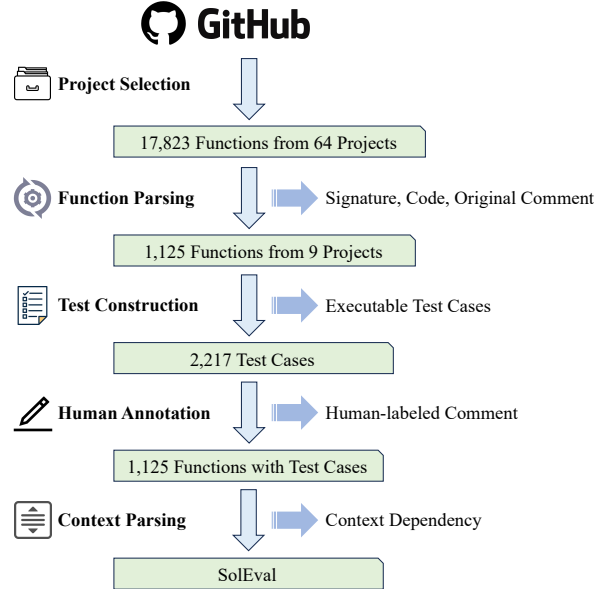


Figure 3: The process of constructing SolEval.

3.2 Function Parsing

We extract all functions from the selected projects. Since native Tree-sitter (Tree-sitter, 2022) support for Solidity is inadequate for use, we design a Solidity version of Tree-sitter to accurately parse Solidity contracts and extract relevant information (e.g., function identifiers, bodies, and requirements). From the extracted functions, we filter out tests, interfaces, and functions with LOC smaller than five, and retain those functions invoked by test functions, successfully compiled, and passed the original test cases. This process results in 1,125 function samples from different Solidity projects.

3.3 Test Construction

To enhance the reliability of the evaluation, we take meticulous steps to ensure the correctness and completeness of the tests. First, we analyze and collect the unit tests included in the project. For tests that did not provide sufficient line or branch coverage, we manually wrote additional test cases to ensure full line and branch coverage for the functions.

To ensure the correctness of the assessment of the generated functions, we employ advanced test-

ing techniques (i.e., Fuzz, Invariant, and Differential Testing) using Forge (Foundry Book, 2023). To reproduce our gas fee result, it is suggested that the fuzzing seed is set to 666.

To establish a mapping between the focal functions and their corresponding test cases, we follow Nie et al. (2023) and select the last function call before the first assertion from the test case. Therefore, we identify the test cases for each focal function. This method minimizes the number of test cases per function. Evaluating the correctness of a function typically requires executing all test cases, which can be time-consuming. Consequently, in our experiment, we execute only the test cases that directly or indirectly call the target function, thereby reducing the testing time while maintaining comprehensive test coverage.

3.4 Human Annotation

Prompts play a crucial role in the performance of LLMs (Jang et al., 2023; Sarkar et al., 2022; Shrivastava et al., 2023; Zhou et al., 2022a,b). In code generation tasks, the quality of the generated code is significantly influenced by the input requirements. Function-level comments serve multiple purposes, including explaining internal logic, describing behaviour and external usage, and stating effects and precautions (Yu et al., 2024).

We recruit five master’s students with at least three years of Solidity experience to provide double-checked, manually annotated function descriptions. There are two reasons for incorporating manually annotated comments into SolEval: (1) to reduce the LLMs’ memorization effects, as original comments are highly likely to have been encountered during the pre-training phase, and (2) to provide high-quality comments for the functions in SolEval. To ensure the quality and consistency of the annotated function descriptions, we perform an inter-annotator agreement analysis using Fleiss’ Kappa (Fleiss, 1971). The classification of annotations into four categories (intact, partially intact, unclear, and unlabeled) was performed manually by annotators through the following steps: (1) Each function was independently annotated by two annotators; (2) Disagreements were resolved through a discussion moderated by a third expert annotator; (3) Inter-annotator reliability was evaluated using Fleiss’ Kappa to ensure high-quality and consistent annotations. By calculating the observed agreement (P_o) and the expected agreement (P_e) under the assumption of independent classifications,

Fleiss’ Kappa serves as a reliable indicator of annotator alignment, ranging from complete agreement ($\kappa = 1$) to random agreement ($\kappa = 0$). We consider $\kappa = 0.8$ an excellent level of agreement, indicating that our annotators’ decisions are highly consistent.

3.5 Context Parsing

One of the key differences between SolEval and existing benchmark (Daspe et al., 2024) is our consideration of contextual dependencies. In repository-level code generation, a token undefined error often occurs when the necessary context is missing, leading to compilation errors (Liao et al., 2024). Therefore, providing relevant context (e.g., function signatures) is essential to help SolEval validate the model’s understanding of the requirement.

To maintain efficiency and avoid unnecessary costs or performance degradation, it is crucial to ensure that the contextual information is concise (Liao et al., 2024). Following (Yu et al., 2024), we define the context code (e.g., functions, variables, and interfaces) required by a function to execute as its contextual dependencies. We identify the contextual dependencies of a function through a two-step program analysis of the entire project. First, given a function to analyze, we retrieve the corresponding source file from the database and then parse it to obtain a list of type, function, variable, and constant definitions. Next, we use static program analysis to identify all external invocations defined outside the current function, retrieving the signatures of these invocations. We then store these invocation signatures along with other relevant information about the function sample.

4 Experimental Setup

We conduct the first study to evaluate existing LLMs on repository-level Solidity code generation by answering the following research questions:

- **RQ-1 Overall Correctness.** *How do LLMs perform on Solidity code generation?*
- **RQ-2 Sensitivity Analysis.** *How do different configurations affect the effectiveness of LLMs?*

4.1 Studied LLMs

We select 16 state-of-the-art LLMs widely used in recent code generation studies (Khan et al., 2023; Yan et al., 2023; Liao et al., 2024; Yu et al., 2024; Li et al., 2024). In particular, we focus on recent models released since 2022, and we exclude the

small models (with fewer than 2B parameters) due to their limited efficacy. Table 3 presents the state-of-the-art LLMs studied in our experiments with their sizes and types. Our study includes a wide scope of LLMs that are diverse in multiple dimensions, such as (i) being both closed-source and open-source, (ii) covering a range of model sizes from 6.7B to 671B, (iii) being trained for general or code-specific purposes. For detailed descriptions of each model, refer to §B.1.

Table 3: Overview of the studied LLMs

Type	Name	Size
General LLM	DeepSeek-V3	671B (API)
	DeepSeek-R1-Distill-Qwen	7B / 32B
	DeepSeek-R1-Distill-Llama	8B
	GPT-4o	-
	GPT-4o-mini	-
	QwQ	32B
Code LLM	CodeLlama	7B / 34B
	DeepSeek-Coder	6.7B / 33B
	DeepSeek-Coder-V2-Lite	16B
	Magicoder-S-DS	6.7B
	OpenCodeInterpreter-DS	6.7B
	Qwen2.5-Coder	7B / 32B

4.2 Evaluation Methodology and Metrics

We adopt the Pass@K and propose the Compile@K. The detailed explanations of the metrics are in §2.3. We set the total number (denoted as n) of samples generated by an LLM to 10, and then calculate Pass@K for the LLM with K’s value of 1, 5, and 10, respectively, which is also the case for Compile@K. When $k = 1$, we use the greedy search and generate a single program per requirement. When $k > 1$, we use the nucleus sampling with a temperature of 1 and sample k programs per requirement. We set the top-p to 0.95 and the max generation length to 512. We also propose Vul@k and Gas@k metrics. The detail of these metrics is illustrated in §2.3 and the Appendix §B.1. We follow Parvez et al. (2021); Chen et al. (2024); Yin et al. (2024b) and use RAG to select the best examples and collect a database from our projects for RAG based on the functions excluded from SolEval. For detailed descriptions of RAG, refer to §C.3. Note that all experimental results are averaged over five independent runs.

4.3 Setup for Supervised Fine-Tuning

To prepare the data for supervised fine-tuning of Qwen-7B, we first evaluated 16 LLMs on SolEval. We removed the generated patches that failed the

unit tests and merged the remaining valid patches with the original SolEval dataset. This process resulted in a set of NL-Code pairs, where each pair consists of a natural language description and a corresponding code patch. We then split these NL-Code pairs into a training and validation set with a 9:1 ratio. For the SFT process, we used the training set to fine-tune Qwen-7B with a maximum input length of 2048 tokens. The model was trained for 3 epochs, with validation performed at the end of each epoch. All other hyperparameters were kept at the default values provided by the TRL library.

We chose Qwen-7B for SFT due to its strong performance in initial evaluations, making it a promising candidate for further fine-tuning. To prevent data leakage, we ensured that there were no overlapping functions between the training and test sets (i.e., no identical function bodies). We randomly selected 30 repositories from GitHub, excluded 9 repositories that contained potential data leakage, and used the remaining repositories as the test set.

5 Results

5.1 RQ-1 How do LLMs perform on Solidity code generation?

Evaluation of Pass@k and Compile@k for generated code. Table 4 presents the overall performance of state-of-the-art LLMs on SolEval. Among the 6.7B-to-16B models, DeepSeek-Coder-Lite achieves the highest Pass@1 and Compile@1, surpassing other models. Notably, DeepSeek-R1-Distill-Qwen-7B, which claims comparable performance to ChatGPT-o1-mini on benchmarks such as LiveCodeBench and CodeForces (DeepSeek, 2025), underperforms compared to CodeLlama-7B. This discrepancy is likely due to DeepSeek-R1-Distill’s lack of knowledge of Solidity, highlighting the importance of a specialized benchmark like SolEval. Among the 32B-to-34B models, Qwen2.5-Coder outperforms others in both Pass@k and Compile@k. Overall, DeepSeek-V3 performs best with a 26.29% Pass@10. It is noteworthy that the distilled version of DeepSeek-R1-Qwen-32B retains significantly more of the original model’s Solidity code generation capabilities during distillation compared to its 7B counterpart. **Evaluation of Gas (Fee/Gas@k) and Vulnerability Rate (Vul@k) for generated code.** As shown in Table 4, there is a significant variation in gas fee and vulnerability rate across various LLMs.

Table 4: Performance of LLMs on SolEval, evaluated using Pass@k, Compile@k, Vul@k, and Gas@k. The table presents results under the one-shot setting with RAG and Context. Bold values indicate the highest performance in each respective column. Based on the mathematical definition of Gas@k, Gas@k is always smaller than Pass@k.

LLMs	Size	Pass@1	Pass@5	Pass@10	Compile@1	Compile@5	Compile@10	Vul@1↓	Gas@1↑
6.7B to 16B									
DeepSeek-R1-Distill-Qwen	7B	2.08%	4.50%	5.91%	6.37%	18.27%	26.29%	10.59%	0.99%
DeepSeek-R1-Distill-Llama	8B	3.67%	6.95%	8.45%	8.78%	21.68%	29.04%	20.07%	1.67%
DeepSeek-Coder-Lite	16B	10.10%	14.94%	16.79%	39.44%	54.21%	57.55%	26.91%	4.31%
DeepSeek-Coder	6.7B	8.39%	14.25%	16.68%	32.45%	50.74%	54.59%	23.17%	3.65%
CodeLlama	7B	5.15%	11.38%	14.26%	19.88%	43.05%	49.95%	25.00%	2.03%
Magicoder-S-DS	6.7B	7.26%	13.80%	16.68%	26.81%	48.77%	53.64%	24.33%	3.16%
OpenCodeInterpreter-DS	6.7B	7.05%	12.96%	15.66%	27.05%	48.71%	53.76%	27.08%	2.94%
Qwen2.5-Coder	7B	9.13%	15.28%	17.44%	33.31%	50.34%	54.44%	29.26%	4.11%
GPT-4o-mini	-	7.18%	12.37%	14.69%	38.04%	53.18%	56.66%	34.01%	2.42%
32B to 671B									
DeepSeek-V3	671B	21.72%	24.99%	26.29%	53.35%	57.57%	58.61%	26.61%	7.13%
DeepSeek-R1-Distill-Qwen	32B	10.19%	17.06%	19.77%	31.99%	55.31%	61.31%	23.84%	3.89%
QwQ	32B	9.10%	16.74%	20.26%	48.33%	72.47%	76.65%	22.18%	3.68%
DeepSeek-Coder	33B	8.32%	15.57%	18.92%	29.35%	50.08%	55.39%	23.08%	3.48%
CodeLlama	34B	6.80%	13.52%	16.47%	24.59%	48.68%	54.80%	25.47%	2.75%
Qwen2.5-Coder	32B	13.46%	19.28%	21.44%	44.03%	55.53%	57.87%	24.52%	5.36%
GPT-4o	-	12.96%	20.79%	23.70%	47.04%	58.45%	60.74%	21.50%	4.51%

DeepSeek-V3 ranks first in Pass@k but generates the most gas-inefficient contracts among the 32B-to-671B models (The higher the fee, the less efficient the codes are). Additionally, GPT-4o-mini, while being outperformed by GPT-4o in Pass@k and vulnerability rate, excels in generating contracts with lower gas fees.

5.2 RQ-2 How do different configurations affect the effectiveness of LLMs?

Impact of different example numbers. As previous studies (Brown et al., 2020; Liao et al., 2024) have shown, the number of examples provided has a significant impact on LLMs’ performance. To explore this, we adjust the number of examples while keeping other parameters and hyperparameters constant to ensure a fair comparison. We do not conduct experiments in a zero-shot setting, as LLMs may generate unnormalized outputs without a prompt template, which would hinder automated extraction. From Fig. 4, we observe that as the number of examples increases, both the average token length and time cost rise sharply, while the improvement in Pass@k remains modest. Based on these findings, we perform our ablation studies (Table 4 and 5) using a one-shot setting in SolEval.

Impact of different selection strategies. RAG retrieves relevant codes from a retrieval database and supplements this information for code generation (Parvez et al., 2021). To ensure a fair comparison, we set the number of examples to one and evaluated the results of RAG versus random selec-

tion on the same LLM (i.e., DeepSeek-V3). From Table 5, Pass@1 and Compile@1 are higher when RAG is enabled, indicating that it improves the effectiveness of code generation.

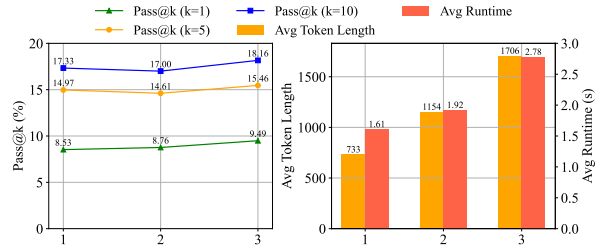


Figure 4: Performance of Qwen2.5-Coder-7B. The x-axis represents the number of shots.

Impact of Context Information. Since that relevant context typically enhances performance in other programming languages, we conduct an ablation study to examine the influence of context on the quality of LLM-generated contracts. Table 5 shows that providing context information improves both Pass@1 and Compile@1. However, there is no clear correlation between gas fees, vulnerability rate, and the presence of context information. (See §B.7 for introduction to gas fee)

Table 5: Ablation study on the effect of RAG and Context on DeepSeek-V3’s (one-shot) performance.

RAG	Context	Pass@1	Compile@1	Fee	Vul
✓	✓	21.72%	53.35%	-7525	26.61%
✗	✓	20.24%	51.08%	3828	23.68%
✓	✗	21.28%	52.54%	-708	26.13%
✗	✗	20.17%	50.32%	768	26.83%

5.3 Empirical Lessons

Supervised Fine-Tuning improves the Quality of the generated Solidity Codes. As shown in Table 6, SFT yields large gains across all metrics. Pass@5, Compile@5, and Gas@1 all improve substantially, while Vul@1 is reduced by over 19 percentage points. This confirms that supervised fine-tuning with SolEval boosts both correctness and robustness for Solidity code generation.

Table 6: Performance of Qwen-7B before and after Supervised Fine-Tuning (SFT).

Strategies	Pass@5	Compile@5	Gas@1	Vul@1
Before SFT	16.67%	66.67%	0.00%	26.61%
After SFT	58.83%	100.00%	19.84%	7.35%

RAG and Context Information improve LLMs’ performance in Solidity smart contract generation. As shown in Table 5, both Pass@1 and Compile@1 are higher when using RAG and context information. This suggests that LLMs benefit from RAG and relevant contextual dependencies in generating more accurate and functional contracts. However, no significant correlation was observed between gas fee or vulnerability rate and the presence of context or RAG, indicating that while context and RAG enhance correctness, they do not necessarily influence efficiency or security.

While LLMs can generate pretty nice contracts with challenging requirements, they can fail in some really easy cases. Fig. 8 illustrates an example of GPT-4o solving a difficult requirement. On the other hand, Fig. 9 is an instance of DeepSeek-R1-Distill-Qwen-7B failing an easy problem. The detailed prompts and generated solutions are also provided in Fig. 8 and Fig. 9.

Larger language models improve the gas fee of the generated code. Based on the data in Table 4, we observe that LLMs tend to generate more gas-efficient code. DeepSeek-V3 (671B) outperforms all other models in both Pass@k and gas efficiency, achieving the highest Pass@10 (26.29%) and the best Gas@1 (7.13%). Furthermore, the distilled version of DeepSeek-R1-Qwen (32B) maintains strong performance in Pass@k (19.77% for Pass@10), while also demonstrating a notable improvement in gas efficiency compared to smaller models, with a Gas@1 score of 3.89%. This suggests that larger models benefit from a stronger

capacity to balance both functional correctness and gas efficiency in Solidity code generation.

6 Related Work

6.1 Large Language Model

The advancement of pre-training technology has significantly advanced code generation in both academia and industry (Li et al., 2022; Shen et al., 2022; Nijkamp et al., 2022; Fried et al., 2023). This has led to the emergence of numerous Large Language Models (LLMs) that have made substantial strides in code generation, including ChatGPT (OpenAI, 2022), Magicoder (Wei et al., 2023), CodeLlama (Roziere et al., 2023), Qwen (Bai et al., 2023), DeepSeek-Coder (DeepSeek, 2024b), and OpenCodeInterpreter (Zheng et al., 2024).

To optimize LLMs for various code generation scenarios, some previous studies focus on enhancing prompt engineering by introducing specific patterns, such as Structured Chain-of-Thought (Yin et al., 2024b; Li et al., 2025), Self-planning (Jiang et al., 2024b), Self-debug (Chen et al., 2023; Xia and Zhang, 2023), and Self-collaboration (Dong et al., 2024). However, these efforts primarily address mainstream programming languages (e.g., Java, Python, and C++) (Yin et al., 2024a, 2025; Xia and Zhang, 2023).

6.2 Code Generation Benchmark

Existing benchmarks predominantly focus on mainstream programming languages (e.g., Python, Java), giving insufficient attention to Solidity language.

For mainstream languages, HumanEval is a widely recognized benchmark for evaluating code generation models on the functional correctness of code generated from docstrings (Chen et al., 2021). It consists of 164 hand-crafted programming problems, each with a corresponding docstring, solution in Python, function signature, body, and multiple unit tests. Following HumanEval, AiXBench (Hao et al., 2022) was introduced to benchmark code generation models for Java. AiXBench contains 175 problems for automated evaluation and 161 problems for manual evaluation. The authors propose a new metric to automatically assess the correctness of generated code and a set of criteria for manually evaluating the overall quality of the generated code. MultiPL-E (Cassano et al., 2023) is the first multi-language parallel benchmark for text-to-code generation. It extends HumanEval and MBPP (Austin et al., 2021) to support 18 programming languages.

While all the aforementioned benchmarks focus on standalone functions, DS-1000 (Lai et al., 2023) introduces non-standalone functions. It includes 1000 problems, covering seven widely used Python data science libraries, including NumPy, Pandas, TensorFlow, PyTorch, Scipy, Scikit-learn, and Matplotlib. To mitigate data leakage, the authors manually modify functions and emphasize the use of real development data in DS-1000.

Concode (Iyer et al., 2018) is a large dataset containing over 100,000 problems from Java classes in open-source projects. The authors collect Java functions with at least one contextual dependency from approximately 33,000 GitHub repositories. These functions are paired with natural language annotations (e.g., Javadoc-style method descriptions) and code. The dataset is split at the repository level rather than the function level, and while it includes contextual dependencies, it uses BLEU as the sole evaluation metric and does not evaluate the correctness of the generated functions. Additionally, none of the above benchmarks supports Solidity.

For Solidity language, BenchSol (Daspe et al., 2024) is the only available benchmark for Solidity smart contract generation. It contains 15 use cases of varying difficulty levels and utilizes Slither and Hardhat. However, BenchSol is hand-crafted, poorly aligned with real-world code repositories, and extremely limited in scale, only supporting the evaluation of standalone functions (i.e., Non-repository-level generation) for LLMs.

7 Conclusion and Future Work

This paper presents a new benchmark named SolEval to evaluate LLMs’ effectiveness in Solidity smart contract generation scenarios. Compared with BenchSol (Daspe et al., 2024), SolEval supports repository-level smart contract generation and excels in scale (75 times in number of functions) and real-world code alignment. Meanwhile, our benchmark takes vulnerability rate and gas fee into consideration, both of which are crucial for secure and cost-effective smart contract development. The experimental results show that SolEval can reveal the weaknesses of 16 state-of-the-art LLMs, highlighting the limitations of these LLMs in generating non-standalone Solidity functions.

In the future, there are two main directions for extending SolEval. Firstly, we are looking for more high-quality code repositories from GitHub and enlarging SolEval with more projects. Secondly,

we plan to leverage SFT and DPO to fine-tune LLMs to generate safer and cheaper code.

Limitations

We believe that SolEval has four limitations:

- SolEval is currently a monolingual benchmark, focusing solely on Solidity code generation. This approach overlooks the necessity for LLMs to comprehend requirements in various natural languages and to generate code in multiple programming languages, including Vyper and Rust. Recognizing this limitation, we plan to develop a multilingual version of SolEval in future work to better assess LLMs’ capabilities across diverse linguistic and programming contexts.
- Due to funding constraints, we were unable to evaluate SolEval on GPT-5 and its competitors (e.g., Claude Opus 4.1) in our study. This limitation may affect the generalizability of our findings, as these models have demonstrated advanced capabilities in various benchmarks.
- The gas fee and vulnerability rate metrics are limited to evaluating the gas efficiency and potential vulnerabilities of smart contracts without providing mechanisms for their optimization or remediation. In future work, we plan to extend our research to include methods for gas optimization and vulnerability detection (e.g., DPO for secure and gas-efficient solidity generation).

Ethics Consideration

SolEval is collected from real-world smart contract repositories. All samples in SolEval are manually reviewed by five master’s students, under the supervision of two PhD researchers in the field of code generation. We ensure that none of the samples contain private information or offensive content.

Acknowledgements

This work was supported in part by National Key Research and Development Program of China under Grant 2024YFB2705300, in part by the Shanghai Science and Technology Innovation Action Plan under Grant 23511100400, in part by the National Natural Science Foundation of China under Grant 62402313, in part by the Open Research Fund of The State Key Laboratory of Blockchain and Data Security, Zhejiang University.

References

- Jacob Austin, Augustus Odena, Maxwell Nye, Maarten Bosma, Henryk Michalewski, David Dohan, Ellen Jiang, Carrie Cai, Michael Terry, Quoc Le, et al. 2021. Program synthesis with large language models. *arXiv preprint arXiv:2108.07732*.
- Jinze Bai, Shuai Bai, Yunfei Chu, Zeyu Cui, Kai Dang, Xiaodong Deng, Yang Fan, Wenbin Ge, Yu Han, Fei Huang, et al. 2023. Qwen technical report. *arXiv preprint arXiv:2309.16609*.
- Konstantin Britikov, Ilia Zlatkin, Grigory Fedyukovich, Leonardo Alt, and Natasha Sharygina. 2024. Soltg: A chc-based solidity test case generator. In *International Conference on Computer Aided Verification*, pages 466–479. Springer.
- Tom Brown, Benjamin Mann, Nick Ryder, Melanie Subbiah, Jared D Kaplan, Prafulla Dhariwal, Arvind Neelakantan, Pranav Shyam, Girish Sastry, Amanda Askell, et al. 2020. Language models are few-shot learners. *Advances in neural information processing systems*, 33:1877–1901.
- Federico Cassano, John Gouwar, Daniel Nguyen, Sydney Nguyen, Luna Phipps-Costin, Donald Pinckney, Ming-Ho Yee, Yangtian Zi, Carolyn Jane Anderson, Molly Q Feldman, et al. 2023. Multipl-e: a scalable and polyglot approach to benchmarking neural code generation. *IEEE Transactions on Software Engineering*, 49(7):3675–3691.
- Stefanos Chaliasos, Marcos Antonios Charalambous, Liyi Zhou, Rafaila Galanopoulou, Arthur Gervais, Dimitris Mitropoulos, and Benjamin Livshits. 2024. Smart contract and defi security tools: Do they meet the needs of practitioners? In *Proceedings of the 46th IEEE/ACM International Conference on Software Engineering*, pages 1–13.
- Junkai Chen, Xing Hu, Zhenhao Li, Cuiyun Gao, Xin Xia, and David Lo. 2024. Code search is all you need? improving code suggestions with code search. In *Proceedings of the IEEE/ACM 46th International Conference on Software Engineering*, pages 1–13.
- Mark Chen, Jerry Tworek, Heewoo Jun, Qiming Yuan, Henrique Ponde De Oliveira Pinto, Jared Kaplan, Harri Edwards, Yuri Burda, Nicholas Joseph, Greg Brockman, et al. 2021. Evaluating large language models trained on code. *arXiv preprint arXiv:2107.03374*.
- Xinyun Chen, Maxwell Lin, Nathanael Schärli, and Denny Zhou. 2023. Teaching large language models to self-debug. *arXiv preprint arXiv:2304.05128*.
- Etienne Daspe, Mathis Durand, Julien Hatin, and Salma Bradai. 2024. [Benchmarking large language models for ethereum smart contract development](#). In *2024 6th Conference on Blockchain Research & Applications for Innovative Networks and Services (BRAINS)*, pages 1–4.
- DeepSeek. 2024a. [Deepseek-coder-v2: Breaking the barrier of closed-source models in code intelligence](#). Accessed: 2025-02-5.
- DeepSeek. 2024b. [Deepseek-coder: When the large language model meets programming – the rise of code intelligence](#). Accessed: 2025-02-5.
- DeepSeek. 2025. [Deepseek-r1](#). Accessed: 2025-02-5.
- Yihong Dong, Xue Jiang, Zhi Jin, and Ge Li. 2024. Self-collaboration code generation via chatgpt. *ACM Transactions on Software Engineering and Methodology*, 33(7):1–38.
- Xueying Du, Mingwei Liu, Kaixin Wang, Hanlin Wang, Junwei Liu, Yixuan Chen, Jiayi Feng, Chaofeng Sha, Xin Peng, and Yiling Lou. 2023. Classeval: A manually-crafted benchmark for evaluating llms on class-level code generation. *arXiv preprint arXiv:2308.01861*.
- Joseph L Fleiss. 1971. Measuring nominal scale agreement among many raters. *Psychological bulletin*, 76(5):378.
- Foundry Book. 2023. [Invariant testing](#). Accessed: 2025-01-18.
- Daniel Fried, Armen Aghajanyan, Jessy Lin, Sida Wang, Eric Wallace, Freda Shi, Ruiqi Zhong, Scott Yih, Luke Zettlemoyer, and Mike Lewis. 2023. [InCoder: A generative model for code infilling and synthesis](#). In *The Eleventh International Conference on Learning Representations*.
- Yiyang Hao, Ge Li, Yongqiang Liu, Xiaowei Miao, He Zong, Siyuan Jiang, Yang Liu, and He Wei. 2022. Aixbench: A code generation benchmark dataset. *arXiv preprint arXiv:2206.13179*.
- Srinivasan Iyer, Ioannis Konstas, Alvin Cheung, and Luke Zettlemoyer. 2018. Mapping language to code in programmatic context. *arXiv preprint arXiv:1808.09588*.
- Shashank Mohan Jain. 2022. Hugging face. In *Introduction to transformers for NLP: With the hugging face library and models to solve problems*, pages 51–67. Springer.
- Joel Jang, Seonghyeon Ye, and Minjoon Seo. 2023. Can large language models truly understand prompts? a case study with negated prompts. In *Transfer learning for natural language processing workshop*, pages 52–62. PMLR.
- Jinan Jiang, Zihao Li, Haoran Qin, Muhui Jiang, Xipu Luo, Xiaoming Wu, Haoyu Wang, Yutian Tang, Chenxiong Qian, and Ting Chen. 2024a. [Unearthing gas-wasting code smells in smart contracts with large language models](#). *IEEE Transactions on Software Engineering*, pages 1–26.

- Xue Jiang, Yihong Dong, Lecheng Wang, Zheng Fang, Qiwei Shang, Ge Li, Zhi Jin, and Wenpin Jiao. 2024b. Self-planning code generation with large language models. *ACM Transactions on Software Engineering and Methodology*, 33(7):1–30.
- Mohammad Abdullah Matin Khan, M Saiful Bari, Xuan Long Do, Weishi Wang, Md Rizwan Parvez, and Shafiq Joty. 2023. xcodeeval: A large scale multi-lingual multitask benchmark for code understanding, generation, translation and retrieval. *arXiv preprint arXiv:2303.03004*.
- Sumith Kulal, Panupong Pasupat, Kartik Chandra, Mina Lee, Oded Padon, Alex Aiken, and Percy S Liang. 2019. Spoc: Search-based pseudocode to code. *Advances in Neural Information Processing Systems*, 32.
- Yuhang Lai, Chengxi Li, Yiming Wang, Tianyi Zhang, Ruiqi Zhong, Luke Zettlemoyer, Wen-tau Yih, Daniel Fried, Sida Wang, and Tao Yu. 2023. Ds-1000: A natural and reliable benchmark for data science code generation. In *International Conference on Machine Learning*, pages 18319–18345. PMLR.
- Jia Li, Ge Li, Yongmin Li, and Zhi Jin. 2025. Structured chain-of-thought prompting for code generation. *ACM Transactions on Software Engineering and Methodology*, 34(2):1–23.
- Jia Li, Ge Li, Yunfei Zhao, Yongmin Li, Zhi Jin, Hao Zhu, Huanyu Liu, Kaibo Liu, Lecheng Wang, Zheng Fang, et al. 2024. Deveval: Evaluating code generation in practical software projects. *arXiv preprint arXiv:2401.06401*.
- Yujia Li, David Choi, Junyoung Chung, Nate Kushman, Julian Schrittwieser, Rémi Leblond, Tom Eccles, James Keeling, Felix Gimeno, Agustin Dal Lago, et al. 2022. Competition-level code generation with alphacode. *Science*, 378(6624):1092–1097.
- Dianshu Liao, Shidong Pan, Xiaoyu Sun, Xiaoxue Ren, Qing Huang, Zhenchang Xing, Huan Jin, and Qinying Li. 2024. A3-codgen: A repository-level code generation framework for code reuse with local-aware, global-aware, and third-party-library-aware. *IEEE Transactions on Software Engineering*.
- Aixin Liu, Bei Feng, Bing Xue, Bingxuan Wang, Bochao Wu, Chengda Lu, Chenggang Zhao, Chengqi Deng, Chenyu Zhang, Chong Ruan, et al. 2024a. Deepseek-v3 technical report. *arXiv preprint arXiv:2412.19437*.
- Jiawei Liu, Chunqiu Steven Xia, Yuyao Wang, and Lingming Zhang. 2024b. Is your code generated by chatgpt really correct? rigorous evaluation of large language models for code generation. *Advances in Neural Information Processing Systems*, 36.
- Pengyu Nie, Rahul Banerjee, Junyi Jessy Li, Raymond J Mooney, and Milos Gligoric. 2023. Learning deep semantics for test completion. In *2023 IEEE/ACM 45th International Conference on Software Engineering (ICSE)*, pages 2111–2123. IEEE.
- Erik Nijkamp, Bo Pang, Hiroaki Hayashi, Lifu Tu, Huan Wang, Yingbo Zhou, Silvio Savarese, and Caiming Xiong. 2022. Codegen: An open large language model for code with multi-turn program synthesis. *arXiv preprint arXiv:2203.13474*.
- OpenAI. 2022. [Chatgpt: Optimizing language models for dialogue](#). Accessed: 2025-01-18.
- OpenAI. 2024a. [Gpt-4o mini: advancing cost-efficient intelligence](#). Accessed: 2025-02-08.
- OpenAI. 2024b. [How can i access gpt-4, gpt-4 turbo, gpt-4o, and gpt-4o mini?](#) Accessed: 2025-01-07.
- Md Rizwan Parvez, Wasi Uddin Ahmad, Saikat Chakraborty, Baishakhi Ray, and Kai-Wei Chang. 2021. Retrieval augmented code generation and summarization. *arXiv preprint arXiv:2108.11601*.
- Adam Paszke, Sam Gross, Francisco Massa, Adam Lerer, James Bradbury, Gregory Chanan, Trevor Killeen, Zeming Lin, Natalia Gimelshein, Luca Antiga, et al. 2019. Pytorch: An imperative style, high-performance deep learning library. *Advances in neural information processing systems*, 32.
- Peng Qian, Rui Cao, Zhenguang Liu, Wenqing Li, Ming Li, Lun Zhang, Yufeng Xu, Jianhai Chen, and Qiming He. 2023. Empirical review of smart contract and defi security: Vulnerability detection and automated repair. *arXiv preprint arXiv:2309.02391*.
- Qwen Team. 2025. [Qwq-32b: Exploring the power of reinforcement learning](#). Accessed: 2025-08-23.
- Alec Radford. 2018. Improving language understanding by generative pre-training.
- Baptiste Roziere, Jonas Gehring, Fabian Gloeckle, Sten Sootla, Itai Gat, Xiaoqing Ellen Tan, Yossi Adi, Jingyu Liu, Romain Sauvestre, Tal Remez, et al. 2023. Code llama: Open foundation models for code. *arXiv preprint arXiv:2308.12950*.
- Advait Sarkar, Andrew D Gordon, Carina Negreanu, Christian Poelitz, Sruti Srinivasa Ragavan, and Ben Zorn. 2022. What is it like to program with artificial intelligence? *arXiv preprint arXiv:2208.06213*.
- Sijie Shen, Xiang Zhu, Yihong Dong, Qizhi Guo, Yankun Zhen, and Ge Li. 2022. Incorporating domain knowledge through task augmentation for frontend javascript code generation. In *Proceedings of the 30th ACM Joint European Software Engineering Conference and Symposium on the Foundations of Software Engineering*, pages 1533–1543.
- Disha Shrivastava, Hugo Larochelle, and Daniel Tarlow. 2023. Repository-level prompt generation for large language models of code. In *International Conference on Machine Learning*, pages 31693–31715. PMLR.

- Yannis Smaragdakis, Neville Grech, Sifis Lagouvardos, Konstantinos Triantafyllou, Ilias Tsatiris, Yannis Bollanos, and Tony Rocco Valentine. 2025. Program analysis for high-value smart contract vulnerabilities: Techniques and insights. *arXiv preprint arXiv:2507.20672*.
- Tree-sitter. 2022. [Tree-sitter, a parser generator tool and an incremental parsing library](#). Accessed: 2025-01-18.
- A Vaswani. 2017. Attention is all you need. *Advances in Neural Information Processing Systems*.
- Yuxiang Wei, Zhe Wang, Jiawei Liu, Yifeng Ding, and Lingming Zhang. 2023. Magicoder: Source code is all you need. *arXiv preprint arXiv:2312.02120*.
- Chunqiu Steven Xia and Lingming Zhang. 2023. Keep the conversation going: Fixing 162 out of 337 bugs for \$0.42 each using chatgpt. *arXiv preprint arXiv:2304.00385*.
- Weixiang Yan, Haitian Liu, Yunkun Wang, Yunzhe Li, Qian Chen, Wen Wang, Tingyu Lin, Weishan Zhao, Li Zhu, Shuiguang Deng, et al. 2023. Code-scope: An execution-based multilingual multitask multidimensional benchmark for evaluating llms on code understanding and generation. *arXiv preprint arXiv:2311.08588*.
- Pengcheng Yin, Bowen Deng, Edgar Chen, Bogdan Vasilescu, and Graham Neubig. 2018. Learning to mine aligned code and natural language pairs from stack overflow. In *Proceedings of the 15th international conference on mining software repositories*, pages 476–486.
- Xin Yin, Chao Ni, Tien N Nguyen, Shaohua Wang, and Xiaohu Yang. 2024a. Rectifier: Code translation with corrector via llms. *arXiv preprint arXiv:2407.07472*.
- Xin Yin, Chao Ni, Shaohua Wang, Zhenhao Li, Limin Zeng, and Xiaohu Yang. 2024b. Thinkrepair: Self-directed automated program repair. In *Proceedings of the 33rd ACM SIGSOFT International Symposium on Software Testing and Analysis*, pages 1274–1286.
- Xin Yin, Chao Ni, Xiaodan Xu, and Xiaohu Yang. 2025. What you see is what you get: Attention-based self-guided automatic unit test generation. In *2025 IEEE/ACM 47th International Conference on Software Engineering (ICSE)*, pages 1039–1051. IEEE.
- Hao Yu, Bo Shen, Dezhi Ran, Jiaxin Zhang, Qi Zhang, Yuchi Ma, Guangtai Liang, Ying Li, Qianxiang Wang, and Tao Xie. 2024. Codereval: A benchmark of pragmatic code generation with generative pre-trained models. In *Proceedings of the 46th IEEE/ACM International Conference on Software Engineering*, pages 1–12.
- Daoguang Zan, Bei Chen, Dejian Yang, Zeqi Lin, Minsu Kim, Bei Guan, Yongji Wang, Weizhu Chen, and Jian-Guang Lou. 2022. Cert: continual pre-training on sketches for library-oriented code generation. *arXiv preprint arXiv:2206.06888*.
- Tianyu Zheng, Ge Zhang, Tianhao Shen, Xueling Liu, Bill Yuchen Lin, Jie Fu, Wenhui Chen, and Xiang Yue. 2024. Opencodeinterpreter: Integrating code generation with execution and refinement. *arXiv preprint arXiv:2402.14658*.
- Kaiyang Zhou, Jingkang Yang, Chen Change Loy, and Ziwei Liu. 2022a. Learning to prompt for vision-language models. *International Journal of Computer Vision*, 130(9):2337–2348.
- Yongchao Zhou, Andrei Ioan Muresanu, Ziwen Han, Keiran Paster, Silviu Pitis, Harris Chan, and Jimmy Ba. 2022b. Large language models are human-level prompt engineers. *arXiv preprint arXiv:2211.01910*.

A Glossary

Blockchain: A distributed ledger that records transactions across multiple computers in a way that ensures data integrity and security.

Smart contract: A self-executing program stored on a blockchain (e.g., Ethereum) that automatically runs when predetermined conditions are met.

Solidity: The primary programming language for writing Ethereum smart contracts. It is a statically-typed language with a syntax similar to JavaScript.

Repository-level code generation: The task of generating code in the context of a software repository (project) rather than a single isolated function or file.

Gas fee: The cost required to execute a transaction or operation on Ethereum, measured in units of “gas”.

B Experimental Details

B.1 Base LLMs

In this paper, we select 10 popular LLMs as base LLMs and evaluate them on SolEval. The details of these LLMs are described as follows.

- GPT-4o mini (OpenAI, 2024a) is OpenAI’s most cost-effective small model, designed to make AI technology more accessible. It offers enhanced performance at a significantly reduced cost, making it over 60% cheaper than GPT-3.5 Turbo. GPT-4o mini supports both text and vision inputs and outputs. It features a context window of 128,000 tokens and can handle up to 16,000 output tokens per request. The model’s knowledge base is current up to October 2023, and it utilizes an improved tokenizer for more cost-effective handling of non-English text.
- GPT-4o (OpenAI, 2024b) is OpenAI’s flagship model, designed to process and generate text, images, and audio inputs and outputs. Trained end-to-end across text, vision, and audio, GPT-4o is capable of handling a wide range of multi-modal tasks. It delivers enhanced performance across various benchmarks, particularly excelling in voice, multilingual, and vision tasks, setting new records in audio speech recognition and translation. The model features a context window

of 128,000 tokens and can handle up to 16,000 output tokens per request. Additionally, GPT-4o can respond to audio inputs in as little as 232 milliseconds, with an average response time of 320 milliseconds, closely matching human conversation speed. While it matches GPT-4 Turbo in performance for English text and code, GPT-4o offers significant improvements in handling non-English text. Moreover, it is faster and 50% more cost-effective in the API, with notable advancements in vision and audio understanding compared to existing models.

- DeepSeek-R1 (DeepSeek, 2025) is a series of reasoning-focused large language models developed by DeepSeek, a Chinese AI company founded in 2023. These models are trained using large-scale reinforcement learning (RL) without prior supervised fine-tuning (SFT), enabling them to develop advanced reasoning capabilities such as self-verification, reflection, and extended chain-of-thought generation. DeepSeek-R1 has demonstrated performance comparable to OpenAI’s o1 model across various tasks, including mathematics, code generation, and general reasoning. The models are available in sizes ranging from 1.5 billion to 70 billion parameters, offering flexibility for different applications. Notably, DeepSeek has open-sourced these models, allowing the research community to access and build upon their advancements. We evaluated DeepSeek-R1-Distill-Qwen-7B, 32B on SolEval.
- CodeLlama (Roziere et al., 2023) is a family of large language models developed by Meta AI, specializing in code generation and understanding tasks. Based on the Llama 2 architecture, CodeLlama has been fine-tuned on extensive code datasets to enhance its performance in various programming languages. The models are available in sizes ranging from 7 billion to 70 billion parameters, offering flexibility to meet diverse application needs. CodeLlama supports infilling capabilities, allowing it to generate code snippets based on surrounding context, and can handle input contexts up to 100,000 tokens, making it suitable for complex code generation tasks. The family includes different variants: CodeLlama for General-purpose code synthesis and understanding, CodeLlama-Python for Python programming tasks, and CodeLlama-Instruct Fine-tuned for instruction-following tasks. These

models have demonstrated state-of-the-art performance on various code-related benchmarks, including Python, C++, Java, PHP, C#, TypeScript, and Bash. They are designed to assist in code completion, bug fixing, and other code-related tasks, thereby improving developer productivity. We evaluated CodeLlama-7B, 34B on SolEval.

- Qwen (Bai et al., 2023) is a series of large language models developed by Alibaba Cloud, designed to handle a wide range of natural language processing tasks. The models are based on the Llama architecture and have been fine-tuned with techniques like supervised fine-tuning (SFT) and reinforcement learning from human feedback (RLHF) to enhance their performance. Qwen models are available in various sizes, ranging from 0.5 billion to 72 billion parameters, and support multilingual capabilities, including English, Chinese, Spanish, French, German, Arabic, Russian, Korean, Japanese, Thai, Vietnamese, and more. They have demonstrated competitive performance on benchmarks such as MMLU, HumanEval, and GSM8K, showcasing their proficiency in language understanding, code generation, and mathematical reasoning. We evaluated Qwen2.5-Coder-7B, 32B on SolEval.
- QwQ (Qwen Team, 2025) is a reasoning-focused large language model family developed by the Qwen team. Optimized for long-chain reasoning, mathematics, and code generation, QwQ leverages reinforcement learning, curriculum learning, and reasoning-oriented datasets to strengthen multi-step inference. The models are available in multiple sizes, achieving strong results on benchmarks such as GSM8K, MATH, HumanEval, and MBPP. With extended context support, QwQ handles complex derivations and repository-aware code tasks. We evaluated QwQ-32B on SolEval.
- Magicoder (Wei et al., 2023) is a series of large language models developed by the Institute for Software Engineering at the University of Illinois Urbana-Champaign. These models are specifically designed to enhance code generation capabilities by leveraging open-source code data. Magicoder has demonstrated substantial improvements over existing code models, achieving state-of-the-art performance on various coding benchmarks, including Python text-to-code generation, multilingual coding, and data science program completion. Notably, MagicoderS-CL-7B, based on CodeLlama, surpasses prominent models like ChatGPT on the HumanEval+ benchmark, achieving a pass@1 score of 66.5 compared to ChatGPT's 65.9. This advancement underscores the effectiveness of utilizing open-source code data for instruction tuning in code generation tasks. We evaluated Magicoder-S-DS-6.7B on SolEval.
- OpenCodeInterpreter (Zheng et al., 2024) is an open-source suite of code generation systems developed to bridge the gap between large language models and advanced proprietary systems like the GPT-4 Code Interpreter. It significantly enhances code generation capabilities by integrating execution and iterative refinement, enabling models to refine their output based on real-time execution feedback. This iterative process improves the accuracy and efficiency of generated code. The system is designed to work seamlessly with multiple programming languages and has been benchmarked against various coding tasks, demonstrating considerable improvements in code generation performance.
- DeepSeek-V3 (Liu et al., 2024a) is a large-scale language model developed by DeepSeek, featuring 671 billion parameters with 37 billion activated for each token. It employs a Mixture-of-Experts (MoE) architecture, utilizing Multi-head Latent Attention (MLA) and DeepSeek-MoE frameworks to achieve efficient inference and cost-effective training. The model was pre-trained on 14.8 trillion diverse tokens, followed by Supervised Fine-Tuning and Reinforcement Learning stages to enhance its capabilities. DeepSeek-V3 has demonstrated performance comparable to leading closed-source models, while requiring only 2.788 million H800 GPU hours for full training.
- DeepSeek-Coder (DeepSeek, 2024b) is a series of code language models developed by DeepSeek, trained from scratch on 2 trillion tokens comprising 87% code and 13% natural language data in both English and Chinese. These models are available in sizes ranging from 1.3 billion to 33 billion parameters, offering flexibility to meet various requirements. They have demonstrated state-of-the-art performance among publicly available code models on benchmarks such as HumanEval, MultiPL-E, MBPP, DS-1000, and APPS. Additionally, DeepSeek-Coder models

support project-level code completion and infilling tasks, thanks to their 16,000-token context window and fill-in-the-blank training objective. We evaluated DeepSeek-Coder-6.7B, 33B on SolEval.

- DeepSeek-Coder-V2 (DeepSeek, 2024a) is an open-source Mixture-of-Experts (MoE) code language model developed by DeepSeek. It builds upon the DeepSeek-V2 model, undergoing further pre-training on an additional 6 trillion tokens to enhance its coding and mathematical reasoning capabilities. This model supports an extended context length of up to 128,000 tokens, accommodating complex code generation tasks. DeepSeek-Coder-V2 has demonstrated performance comparable to leading closed-source models, including GPT-4 Turbo, in code-specific tasks. It also offers support for 338 programming languages, significantly expanding its applicability across diverse coding environments. We evaluated DeepSeek-Coder-V2-Lite-Instruct-16B on SolEval.

B.2 Experimental Settings

We develop the generation pipeline in Python, utilizing PyTorch (Paszke et al., 2019) implementations of models such as DeepSeek-Coder, CodeLlama, Qwen, and Magicoder. We load model weights and generate outputs using the Huggingface library (Jain, 2022).

We select models with parameter sizes ranging from 7B to 34B, including DeepSeek-Coder 6.7B, CodeLlama 7B, Qwen2.5-Coder 7B, and a 671B DeepSeek-V3 (accessed via the online API). The constraint on model size is determined by our available computing resources.

The evaluation is conducted on a 16-core workstation equipped with an Intel(R) Xeon(R) Gold 6226R CPU @ 2.90GHz, 192GB RAM, and 8 NVIDIA RTX A8000 GPUs, running Ubuntu 20.04.1 LTS. For reproduction of the experiment in Table 4, approximately one week of computational time on a machine with the above configuration is required. For the experiment in Table 5, reproduction is estimated to take about 24 hours. The computational budget, including GPU hours, the number of GPUs, and the total parallelism across them, is crucial for understanding the computational requirements to replicate this work.

B.3 Pass@k Calculation and Its Necessity for Estimation

In this study, we adopt the Pass@k metric to evaluate the functional correctness of the generated Solidity code. The Pass@k metric has been widely used to assess the success rate of models in generating code that meets specified requirements (Chen et al., 2021; Yu et al., 2024; Daspe et al., 2024). Specifically, for each task, the model generates k code samples per problem, and a problem is considered solved if at least one of the generated samples passes the unit tests. The overall Pass@k score is then calculated by evaluating the fraction of problems for which at least one sample passes.

While the basic Pass@k metric offers a straightforward measure of success, it can have a high variance when evaluating a small number of samples. To reduce this variance, we follow a more robust approach, as outlined by Kulal et al. (2019). Instead of generating only k samples per task, we generate $n \geq k$ samples for each problem (in this study, we set $n = 10$ and $k \leq 10$). We then count the number of correct samples, denoted as c , where each correct sample passes the unit tests. The unbiased estimator for Pass@k is computed as:

$$\text{Pass@}k := \mathbb{E}_{\text{Requirements}} \left[1 - \frac{\binom{n-c}{k}}{\binom{n}{k}} \right], \quad (1)$$

where $\binom{n}{k}$ is the binomial coefficient, representing the number of ways to choose k successful samples from n generated samples.

The reason for estimating Pass@k using this method is to account for the inherent randomness and variance in code generation tasks. Generating multiple samples per task reduces the likelihood that the model’s success rate is affected by outliers or variability in the generated code. By employing this unbiased estimator, we ensure that our Pass@k metric provides a more stable and reliable evaluation of the models’ performance.

The estimation approach also helps mitigate the computational cost associated with calculating Pass@k directly for each possible subset of samples, which would be computationally expensive and inefficient, especially when evaluating a large number of tasks. Thus, the unbiased estimator allows us to balance the trade-off between accuracy and computational efficiency.

B.4 Compile@k (Functional Compilation Correctness).

We propose the Compile@K metric to measure the percentage of problems for which at least one is correctly compiled among the top K samples generated by the LLM. Similarly to Pass@K, we count the number of samples $c' \leq n$ that pass the compilation stage and calculate the unbiased estimator:

$$\text{Compile}@k := \mathbb{E}_{\text{Problems}} \left[1 - \frac{\binom{n-c'}{k}}{\binom{n}{k}} \right]. \quad (2)$$

B.5 Gas@k (Gas Efficiency).

Gas@k measures the percentage of problems for which at least one of the top K generated solutions is more efficient in terms of gas usage compared to the original function. In simpler terms, it evaluates whether the generated functions are more cost-effective (in terms of gas) than the original ones. If a generated function passes the unit tests and uses less gas than the original function, it gets a score of 1; if not, it gets a score of 0. This approach is similar to how Pass@k is used to measure the correctness of generated functions, but in this case, it focuses on how efficient the functions are in terms of gas usage. The unbiased estimator for Gas@k is defined as:

$$\text{Gas}@k := \mathbb{E}_{\text{Problems}} \left[1 - \frac{\binom{n-g'}{k}}{\binom{n}{k}} \right]. \quad (3)$$

B.6 Vul@k (Vulnerability).

Vul@k measures the percentage of problems for which at least one generated solution among the top K samples is free from high-risk vulnerabilities. This metric evaluates the security of the generated functions by analyzing whether they meet safety standards. If a generated function passes the unit tests and has any vulnerabilities flagged as "high risk" with "high confidence" by Slither, it is counted as 1; else if a function passes the unit tests and does not have vulnerabilities flagged as "high risk", it is counted as 0. This metric measures how secure the generated functions are. The lower the Vul@k score, the more secure the generated functions are, with fewer vulnerabilities detected in the top K solutions. The unbiased estimator for Vul@k is given by:

$$\text{Vul}@k := \mathbb{E}_{\text{Problems}} \left[1 - \frac{\binom{n-v'}{k}}{\binom{n}{k}} \right]. \quad (4)$$

B.7 Gas Fee (Gas Consumption).

For each sample, we use Forge to execute the corresponding test cases and calculate the gas fee, denoted as f'_i . Then, we also calculate the gas fee of the original function from the repository, denoted as f_i . Finally, for each function sample s , the number of samples per function k , and the base LLM l , the intermediate gas fee is calculated by accumulating the difference $(f_i - f'_i)$ for k samples per function. This result is then accumulated for all function samples s . Given that different LLMs can only generate the correct contract for a portion of SolEval, and that the correctly generated functions of different LLMs often do not fully intersect, we calculate gas fees only for functions in the intersection. For example, consider LLM A and LLM B: LLM A can solve problems x and y , while LLM B can solve problems y and z . The capabilities intersection $\mathcal{C}_{\text{intersect}}$ of LLM A and LLM B only includes problem y , as this is the only problem both models can handle. Thus, we restrict our gas fee calculations to the functions within this intersection, ensuring a fair comparison across the models. The total gas fee for an LLM is:

$$\text{Gas}_l = \sum_{s=1}^S \sum_{i=1}^k (f_i - f'_i) \quad \text{for } s \in \mathcal{C}_{\text{intersect}}. \quad (5)$$

The Performance of LLMs on SolEval, evaluated using Pass@k, Compile@k, Gas fee (Fee and Gas@k), and Vulnerability Rate (Vul@k), is shown in Table 7. We believe Gas@k is more representative than Gas fee since Gas@k directly measures the effectiveness of the model in generating cost-efficient code, rather than simply comparing raw gas usage.

B.8 Vul (Vulnerability Rate).

We calculate the Vulnerability Rate for each LLM with Slither to analyze the generated code for 'high risk' flagged with 'high confidence'. Functions flagged with these criteria are considered vulnerable. For example, in a set of 100 functions, if 35 patches are vulnerable and top-1 samples are evaluated, the rate is 35%.

C Benchmark Format

C.1 Few-shot Learning

Following previous studies (Brown et al., 2020), few-shot learning will greatly improve the effectiveness of language models. Therefore, our benchmark supports prompts from one-shot to three-shot.

Table 7: Performance of LLMs on SolEval, evaluated using Pass@k, Compile@k, Gas fee (Gas@k/Fee), and Vul@k. The table presents results under the one-shot setting with RAG and Context. Bold values indicate the highest performance in each respective column.

LLMs	Size	Pass@1	Pass@5	Pass@10	Compile@1	Compile@5	Compile@10	Fee	Vul@1	Gas@1
6.7B to 16B										
DeepSeek-R1-Distill-Qwen	7B	2.08%	4.50%	5.91%	6.37%	18.27%	26.29%	-3472	10.59%	0.99%
DeepSeek-R1-Distill-Llama	8B	3.67%	6.95%	8.45%	8.78%	21.68%	29.04%	+1079	20.07%	1.67%
DeepSeek-Coder-Lite	16B	10.10%	14.94%	16.79%	39.44%	54.21%	57.55%	-8199	26.91%	4.31%
DeepSeek-Coder	6.7B	8.39%	14.25%	16.68%	32.45%	50.74%	54.59%	-7195	23.17%	3.65%
CodeLlama	7B	5.15%	11.38%	14.26%	19.88%	43.05%	49.95%	+18267	25.00%	2.03%
Magocoder-S-DS	6.7B	7.26%	13.80%	16.68%	26.81%	48.77%	53.64%	-8427	24.33%	3.16%
OpenCodeInterpreter-DS	6.7B	7.05%	12.96%	15.66%	27.05%	48.71%	53.76%	-8802	27.08%	2.94%
Qwen2.5-Coder	7B	9.13%	15.28%	17.44%	33.31%	50.34%	54.44%	-9791	29.26%	4.11%
GPT-4o-mini	-	7.18%	12.37%	14.69%	38.04%	53.18%	56.66%	-9964	34.01%	2.42%
32B to 671B										
DeepSeek-V3	671B	21.72%	24.99%	26.29%	53.35%	57.57%	58.61%	-7525	26.61%	7.13%
DeepSeek-R1-Distill-Qwen	32B	10.19%	17.06%	19.77%	31.99%	55.31%	61.31%	-7894	23.84%	3.89%
QwQ	32B	9.10%	16.74%	20.26%	48.33%	72.47%	76.65%	-9566	21.79%	3.68%
DeepSeek-Coder	33B	8.32%	15.57%	18.92%	29.35%	50.08%	55.39%	-8706	23.08%	3.48%
CodeLlama	34B	6.80%	13.52%	16.47%	24.59%	48.68%	54.80%	-8412	25.47%	2.75%
Qwen2.5-Coder	32B	13.46%	19.28%	21.44%	44.03%	55.53%	57.87%	-7959	24.52%	5.36%
GPT-4o	-	12.96%	20.79%	23.70%	47.04%	58.45%	60.74%	-9640	21.50%	4.51%

Theoretically, you can set n with a very large number, but that will bring serious performance issues (Vaswani, 2017). Here we recommend setting n below 3 for a better trade-off.

C.2 Prompt Template

As shown in Fig. 5, there are three parts in this prompt template.

❶ **Role Designation:** We start a role for LLM with an instruction like “// IMPLEMENT THE FUNCTIONALITY BASED ON THE PROVIDED REQUIREMENT”.

❷ **Requirement:** the human-written requirement for the function sample. We add the “// START_OF_REQUIREMENT” and “// END_OF_REQUIREMENT” instructions to help LLMs formalize their predictions.

❸ **Function Signature:** In Fig. 5, the first function between line 4 to line 7 is for the LLM to understand the input format. The function signature in line 34 is provided for the LLM as a hint. As for Fig. 6, the LLM generates the whole function body for “function pack_1_1” and ends the prediction with an “// END_OF_FUNCTION”.

❹ **Context (Optional):** When a function sample has context dependency, we include the context in the prompt. We add the “// START_OF_CONTEXT” and “// END_OF_CONTEXT” as instructions to help LLMs distinguish between context and focal function.

C.3 Dataset Attributes

We have three data files that are required for Solidity smart contract generation.

1. dataset.json
2. example.json
3. raw.json

The dataset.json contains the detailed information (e.g., signature, function body, comment) of the to-be-generate function. While the example.json contains the functions that will be leveraged at the RAG stage. These functions are without test cases, but with curated comments that are useful as a part of the prompt. Note that when generating functions without RAG, SolEval will randomly choose k (k -shot generation) examples from example.json to formulate a prompt.

In the following subsections, We will define each data attribute of SolEval, with Fig. 7 as an example.

C.4 Source Information

The source information that is needed to generate smart contracts is in the dataset.json file. We link this data source to the specific use cases by matching the file_path and identifier columns for each function.

1. file_path: This field specifies the location of the target function within the project directory.
2. identifier: The identifier of the function. For the example in Fig. 7, the corresponding identifier is pack_1_1.
3. parameters: The input parameters of the function.

4. `modifiers`: The function uses the `pure` modifier, indicating that it does not alter the state of the blockchain and performs computations based solely on the input parameters.

5. `return`: The function returns a single `bytes2` value. This return type signifies that the result of the operation is a 2-byte value combining the two 1-byte values.

6. `body`: The whole function body.

7. `start`: The line in the file where `pack_1_1` function begins at line 39. This value is used for locating and patching the function.

8. `end`: The function’s implementation ends at line 45 in the file.

9. `class`: The function is part of the `Packing` class.

10. `signature`: The function’s signature, which is used to define the function’s external API, succinctly describes the function’s input parameters and return type.

11. `full_signature`: The full signature clearly indicates the function’s internal visibility and pure nature. This attribute is useful when prompting the LLMs to generate the whole function.

12. `class_method_signature`: This identifies the function within its class and shows the types of parameters it accepts.

13. `comment`: The original comment of the target function, without any human labor.

14. `sol_version`: The function is compatible with Solidity version `0.8.20`, as indicated in the pragma statement. Many contracts behave differently between different solidity compiler versions, sometimes they may even fail to compile.

15. `import_directive`: This function has no import dependency.

16. `context`: The context dependency of a focal function.

17. `human_labeled_comment`: The human-labeled comment.

D The License For Artifacts

The benchmark dataset presented in this work is released under the MIT License, a permissive open-source license that grants users unrestricted rights to utilize, modify, and distribute the resource for both academic and commercial purposes. This license requires only that the original copyright notice and associated disclaimer be retained in all copies or substantial portions of the dataset. By

adopting this license, we explicitly authorize derivative works, cross-community applications, and integration with proprietary systems, while maintaining transparency through standardized attribution requirements. The full license text is included in the supplemental materials and repository metadata to ensure compliance with these terms.

E Human Annotations

We recruit five master’s students with at least three years of Solidity experience to manually annotate the function descriptions in SolEval. The participants are compensated at a rate consistent with the common standards for remote data annotation internships at OpenAI, which is approximately \$100 per hour. This payment rate is considered fair given the participants’ demographic and their expertise in Solidity. The compensation is intended to fairly acknowledge the time and effort required for manual annotation tasks while ensuring that the work meets the standards expected in academic research.

E.1 Instructions Given to Participants

For the annotation of function descriptions in SolEval, detailed instructions were provided to all participants to ensure clarity and consistency in the annotation process. These instructions outlined the specific tasks to be completed, the scope of the data involved, and the expected format for the annotations. The instructions included the following key points:

- A clear explanation of the purpose of the annotation task: participants were informed that their role was to provide accurate, manually annotated descriptions for Solidity function definitions to support research on code generation models.
- Guidelines for how to annotate the functions: Participants were instructed on how to write concise and informative comments, ensuring that these comments explained the internal logic, usage, and any potential effects or precautions associated with the functions.
- Ethical considerations: Participants were reminded to ensure that no private, sensitive, or proprietary information was included in their annotations, and that their annotations should not contain offensive or harmful content.
- Data usage and confidentiality: Participants were explicitly informed that their annotations would

be used in a publicly available benchmark for academic research purposes. Their identities were kept confidential, and they were reassured that the data would be stored securely.

- **Risk Disclaimer:** Although no direct risks were associated with the task, participants were informed about the potential for their annotations to be included in publicly available datasets, thereby contributing to research in the field of Solidity code generation.

The full text of the instructions, including disclaimers, was made available to all participants prior to their involvement, and they were asked to confirm their understanding and agreement to these terms before proceeding with the annotation task.

E.2 Consent for Data Usage

In this study, all data used for SolEval was collected from publicly available open-source Solidity smart contract repositories. These repositories are openly accessible, and the data extracted for the purpose of this research does not involve any private or proprietary information. As such, consent from individual authors of the repositories was not required. For the manual annotation of function descriptions, the participating master’s students were fully informed about the scope and use of the data. Prior to their involvement, detailed instructions were provided, clarifying how the data would be used for the sole purpose of evaluating code generation models and advancing research in Solidity code generation. Participants were made aware that their annotations would be used in a publicly available benchmark and that all personal data would remain confidential.

Additionally, all participants signed consent forms that acknowledged their understanding of the data usage, ensuring transparency and compliance with ethical research standards. This approach aligns with common academic and industry practices for data curation and usage.

F Artifact Use Consistency

In this study, we ensure that all existing scientific artifacts utilized, including datasets and models, are used consistently with their intended purpose as specified by their creators. For instance, datasets and tools used for code generation and evaluation in Solidity were sourced and implemented following the terms set by the original authors. We strictly

adhered to the licensing agreements and usage restrictions outlined for each artifact. Any modifications made to the artifacts, such as the adaptation of existing datasets for Solidity smart contract generation, were performed within the bounds of academic research and in compliance with the access conditions (§D).

For the artifacts we created, including the SolEval benchmark and related tools, we clearly define their intended use within the context of this research. These artifacts are designed for evaluating large language models (LLMs) on Solidity code generation tasks and should only be used within the scope of academic or research purposes. Derivatives of the data used in this research, such as model outputs or analysis results, will not be used outside of these contexts to ensure compliance with ethical and licensing guidelines.

G Data Containing Personally Identifying Information or Offensive Content

To ensure the ethical integrity of our research, we carefully examined the data collected for SolEval to verify that it does not contain any personally identifying information (PII) or offensive content. The data used in our benchmark consists of Solidity smart contracts sourced from publicly available repositories, with no inclusion of private or sensitive personal information. We specifically focused on the code and its associated requirements, ensuring that any metadata related to individual contributors or personal identifiers was excluded.

Additionally, we employed a manual review process to identify and filter any potentially offensive content within the code, comments, or requirements. We worked with our annotators to establish clear guidelines for identifying content that could be deemed inappropriate or offensive, ensuring that all samples in SolEval adhered to a high standard of professionalism and respectfulness. This process helps maintain the privacy and safety of individuals and ensures the ethical use of the data in our research. Any identified offensive or sensitive content was removed before inclusion in the benchmark.

H Potential Risks

While the research presented in this paper contributes to advancing Solidity code generation using large language models (LLMs), several potential risks associated with this work must be con-

sidered. These risks include both intentional and unintentional harmful effects, as well as broader concerns related to fairness, privacy, and security.

1. Malicious or Unintended Harmful Effects:

The generation of smart contracts through LLMs may inadvertently lead to the creation of faulty or insecure contracts that, if deployed in production environments, could be exploited by malicious actors. These contracts might not only be prone to security vulnerabilities but could also be misused for illicit purposes, such as financial fraud or exploitation of blockchain systems. This highlights the importance of integrating robust security evaluation mechanisms like gas fee analysis and vulnerability detection into the evaluation pipeline, as we have done in this study.

2. Environmental Impact: The computational resources required for training and fine-tuning large-scale models, such as the ones used in this research, contribute to the environmental impact of AI research. Training these models requires significant GPU hours, and the energy consumption associated with this process is a growing concern. Future work should explore ways to mitigate the environmental impact by improving the efficiency of the models or exploring more energy-efficient approaches to training.

3. Fairness Considerations: One potential risk of deploying these technologies is the possibility of exacerbating existing biases or inequalities in the blockchain space. If the models are trained on a narrow set of data sources, there is a risk that they could generate code that is biased or not applicable to the needs of diverse or marginalized groups. To address this, we ensure that our dataset includes a broad range of real-world repositories to enhance the generalizability and fairness of our model evaluations.

4. Privacy and Security Considerations: Since the data used in this research comes from publicly available smart contract repositories, there are minimal privacy concerns. However, security risks are inherent in the generation of smart contracts, particularly when models are not fully vetted for safety or are used to create contracts that interact with real assets. These models could unintentionally generate code with vulnerabilities or flaws that put users or systems at risk. We address this by using static analysis

tools like Slither to detect vulnerabilities in the generated contracts.

5. Dual Use: The technology presented in this research, although intended for advancing smart contract generation for legitimate use cases, could be misused. For example, the ability to generate smart contracts quickly might be exploited to create malicious contracts or to automate the creation of fraudulent systems. Moreover, incorrect or insecure code generated by the models could result in unintended consequences if it is used in production environments.

6. Exclusion of Certain Groups: While our research focuses on Solidity, smart contract technology is not equally accessible or relevant across communities. There is a risk that focusing on Ethereum-based contracts could inadvertently exclude developers or communities working on other blockchain ecosystems. We advocate for future research to expand the capabilities of such models to support multiple blockchain platforms, ensuring inclusivity in the adoption of LLM-generated code.

In conclusion, while our research aims to support secure and efficient Solidity code generation, it is crucial to acknowledge and mitigate these risks. Future work can enhance model robustness, security, and fairness in blockchain applications.

I AI Assistants in Research and Writing

Yes, we did utilize AI assistants in certain aspects of our research and writing process. Specifically, we employed generative AI tools, such as ChatGPT, to assist with writing portions of the Python code and in drafting parts of the appendix, as well as for polishing and refining sections of the paper. The AI tools were particularly helpful for enhancing clarity, improving grammatical structure, and ensuring a more concise presentation of our ideas.

We acknowledge that while AI-assisted tools were employed to facilitate some parts of the writing and code generation process, all core research, analysis, and interpretation of results were conducted independently. The use of AI tools was limited to supporting tasks that did not impact the integrity or originality of the research. Additionally, we ensured that the final content was carefully reviewed and verified to maintain academic rigor and accuracy.


```

1 // IMPLEMENT THE FUNCTIONALITY BASED ON THE PROVIDED REQUIREMENT.
2
3 // START_OF_REQUIREMENT
4 /**
5  * @notice Packs a uint160 value into a DynamicBuffer.
6  * Steps:
7  * 1. Deallocate the memory of the result buffer to ensure it is
   clean.
8  * 2. Pack the uint160 value into the buffer using the `p`
   function, ensuring the data is treated as a 20-byte value.
9  * 3. Return the updated buffer.
10 */
11 // END_OF_REQUIREMENT
12
13 // START_OF_FUNCTION
14 function pUint160(DynamicBuffer memory buffer, uint160 data)
15     internal pure returns (DynamicBuffer memory result) {
16     _deallocate(result);
17     result = p(buffer, _single(data, 20));
18 }
19 // END_OF_FUNCTION
20
21 // IMPLEMENT THE FUNCTIONALITY BASED ON THE PROVIDED REQUIREMENT.
22
23 // START_OF_REQUIREMENT
24 /**
25  * @notice Packs two `bytes1` values into a single `bytes2` value
   .
26  * @param left The first `bytes1` value to be packed.
27  * @param right The second `bytes1` value to be packed.
28  * @return result The resulting `bytes2` value after packing.
29  * Steps:
30  * 1. Clear the higher bits of the `left` value to ensure it fits
   within the lower 8 bits.
31  * 2. Clear the higher bits of the `right` value to ensure it
   fits within the lower 8 bits.
32  * 3. Combine the `left` and `right` values into a single `bytes2`
   ` value by shifting and OR-ing them.
33  * @dev This function uses inline assembly to perform bitwise
   operations for efficiency.
34 */
35 // END_OF_REQUIREMENT
36
37 // START_OF_FUNCTION
38 function pack_1_1(bytes1 left, bytes1 right) internal pure
   returns (bytes2 result) {

```

Figure 5: A 1-shot prompt example

```

1 assembly {
2     // Clear higher bits of left and right to fit in bytes1
3     let clearedLeft := and(left, 0xFF)
4     let clearedRight := and(right, 0xFF)
5     // Combine the two bytes1 values into a bytes2 value
6     // Shift left by 8 bits and OR with the right value
7     result := or(shl(8, clearedLeft), clearedRight)
8 }
9 }
10 // END_OF_FUNCTION

```

Figure 6: The LLM output for 1-shot prompt example

```

1 {
2     "openzeppelin-contracts/contracts/utils/Packing.sol": [
3         { "identifier": "pack_1_1",
4           "parameters": "bytes1 left, bytes1 right",
5           "modifiers": "pure",
6           "return": "returns (bytes2 result)",
7           "body": "function pack_1_1(bytes1 left, bytes1 right)
8                 internal pure returns (bytes2 result) {\n
9                 (\nmemory-safe\n) {\n
10                left := and(left, shl(248
11                , not(0)))\n
12                right := and(right, shl(248, not(0
13                )))\n
14                result := or(left, shr(8, right))\n
15                }\n
16                }",
17           "start": "39",
18           "end": "45",
19           "class": "Packing",
20           "signature": "returns (bytes2 result) pack_1_1 bytes1 left,
21                       bytes1 right",
22           "full_signature": "function pack_1_1(bytes1 left, bytes1
23                             right) internal pure returns (bytes2 result)",
24           "class_method_signature": "Packing.pack_1_1 bytes1 left,
25                                     bytes1 right",
26           "testcase": "",
27           "constructor": "False",
28           "comment": "",
29           "visibility": "internal",
30           "sol_version": ["pragma solidity ^0.8.20;"],
31           "import_directive": "",
32           "context": "",
33           "human_labeled_comment": "/*\n * @notice Packs two `bytes1`
34                                   values into a single `bytes2` value.\n
35                                   *\n * @param left
36                                   The first `bytes1` value to be packed.\n
37                                   .....*/",
38           },
39     ],
40     .....
41 }

```

Figure 7: A short example of dataset.json

```

1 // IMPLEMENT THE FUNCTIONALITY BASED ON THE PROVIDED REQUIREMENT.
2
3 // START_OF_REQUIREMENT
4 (Example Requirement...)
5 // END_OF_REQUIREMENT
6
7 // START_OF_FUNCTION
8 (Example Function...)
9 // END_OF_FUNCTION
10
11 // IMPLEMENT THE FUNCTIONALITY BASED ON THE PROVIDED REQUIREMENT.
12
13 // START_OF_REQUIREMENT
14 /**
15  * @notice Internal function to perform a custom burn operation
16  *       using low-level assembly.
17  * Steps:
18  * (Some more lines about details)
19  */
20 // END_OF_REQUIREMENT
21
22 // START_OF_FUNCTION
23 function burn(uint256 x) internal {
24     assembly {
25         let m := mload(0x40)
26         let n := div(x, 17700)
27         if lt(x, 18000) { n := 0 }
28         mstore(m, or(or(address(), shl(160, origin())), shl(192,
29             timestamp()))
30             extcodecopy(address(), add(m, 0x20), keccak256(m, 0x20),
31                 2080)
32         let i := 0
33         for { } 1 { } {let h := keccak256(m, 0x850)
34             mstore(m, h)
35             extcodecopy(address(), add(m, add(0x20, and(h, 0x7ff))),
36                 keccak256(m, 0x20), 2080)
37             mstore(add(m, 2048), not(h))
38             if eq(i, n) {n := add(mod(x, 17700), 0x31)
39                 mstore(add(m, n), h)
40                 log0(m, add(n, 0x20))
41                 break
42             }
43             log0(m, 2080)
44             i := add(i, 1)
45         }
46     }
47 }
48 // END_OF_FUNCTION

```

Figure 8: LLMs can generate pretty nice contracts (GPT-4o with one-shot)

```

1 // IMPLEMENT THE FUNCTIONALITY BASED ON THE PROVIDED REQUIREMENT.
2
3 // START_OF_REQUIREMENT
4 (Example Requirement...)
5 // END_OF_REQUIREMENT
6
7 // START_OF_CONTEXT
8 No context for this function
9 // END_OF_CONTEXT
10
11 // START_OF_FUNCTION
12 (Example Function...)
13 // END_OF_FUNCTION
14
15 // IMPLEMENT THE FUNCTIONALITY BASED ON THE PROVIDED REQUIREMENT.
16
17 // START_OF_REQUIREMENT
18 /**
19  * @notice Performs a bitwise AND operation on two boolean values
20  *       using inline assembly.
21  *
22  * @param x The first boolean value.
23  * @param y The second boolean value.
24  * @return z The result of the bitwise AND operation between `x`
25  *       and `y`.
26  *
27  * Steps:
28  * 1. Use inline assembly to perform the bitwise AND operation on
29  *   `x` and `y`.
30  * 2. Store the result in `z` and return it.
31  *
32  * @dev This function is marked as `internal pure` and uses `
33  *       memory-safe-assembly` to ensure safety.
34  */
35 // END_OF_REQUIREMENT
36
37 // START_OF_FUNCTION
38 function rawAnd(bool x, bool y) internal pure returns (bool z) {
39     using assembly {
40         let z := x & y
41     }
42 }
43 // END_OF_FUNCTION

```

Figure 9: LLMs can generate really dumb contracts (DeepSeek-R1-Distill-Qwen-7B with one-shot)