

Exploring Graph Tasks with Pure LLMs: A Comprehensive Benchmark and Investigation

Yuxiang Wang

yuxiawang@polyu.edu.hk

The Hong Kong Polytechnic University, HK SAR

Wenqi Fan

wenqifan03@gmail.com

The Hong Kong Polytechnic University, HK SAR

Xinnan Dai

daixinna@msu.edu

Michigan State University, USA

Yao Ma

may13@rpi.edu

Rensselaer Polytechnic Institute, USA

ABSTRACT

Graph-structured data has become increasingly prevalent across various domains, raising the demand for effective models to handle graph tasks like node classification and link prediction. Traditional graph learning models like Graph Neural Networks (GNNs) have made significant strides, but their capabilities in handling graph data remain limited in certain contexts. In recent years, large language models (LLMs) have emerged as promising candidates for graph tasks, yet most studies focus primarily on performance benchmarks and fail to address their broader potential, including their ability to handle limited data, their transferability across tasks, and their robustness. In this work, we provide a comprehensive exploration of LLMs applied to graph tasks. We evaluate the performance of pure LLMs, including those without parameter optimization and those fine-tuned with instructions, across various scenarios. Our analysis goes beyond accuracy, assessing LLMs' ability to perform in few-shot/zero-shot settings, transfer across domains, understand graph structures, and demonstrate robustness in challenging scenarios. We conduct extensive experiments with 16 graph learning models alongside 6 LLMs (e.g., Llama3B, GPT-4o, Qwen-plus), comparing their performance on datasets like Cora, PubMed, ArXiv, and Products. Our findings show that LLMs, particularly those with instruction tuning, outperform traditional models in few-shot settings, exhibit strong domain transferability, and demonstrate excellent generalization and robustness. This work offers valuable insights into the capabilities of LLMs for graph learning, highlighting their advantages and potential for real-world applications, and paving the way for future research in this area. Codes and datasets are released in <https://github.com/myflashbarry/LLM-benchmarking>

CCS CONCEPTS

• **Computing methodologies** → **Artificial intelligence.**

KEYWORDS

Large Language Models, Graph Tasks, Graph Machine Learning

Permission to make digital or hard copies of all or part of this work for personal or classroom use is granted without fee provided that copies are not made or distributed for profit or commercial advantage and that copies bear this notice and the full citation on the first page. Copyrights for components of this work owned by others than the author(s) must be honored. Abstracting with credit is permitted. To copy otherwise, or republish, to post on servers or to redistribute to lists, requires prior specific permission and/or a fee. Request permissions from permissions@acm.org.
Conference'17, July 2017, Washington, DC, USA

© 2025 Copyright held by the owner/author(s). Publication rights licensed to ACM.
ACM ISBN 978-x-xxxx-xxxx-x/YY/MM
<https://doi.org/10.1145/nnnnnnn.nnnnnnn>

ACM Reference Format:

Yuxiang Wang, Xinnan Dai, Wenqi Fan, and Yao Ma. 2025. Exploring Graph Tasks with Pure LLMs: A Comprehensive Benchmark and Investigation. In . ACM, New York, NY, USA, 21 pages. <https://doi.org/10.1145/nnnnnnn.nnnnnnn>

1 INTRODUCTION

The increasing prevalence of relational data in the form of graphs has highlighted the need for advanced graph learning models [21, 34, 70]. As these models are increasingly applied in diverse domains, the ability to effectively process and analyze graph data has become a crucial challenge. This has led to the development of various approaches that aim to enhance the performance and adaptability of graph learning models across different tasks and contexts.

Classic Graph Neural Networks (GNNs) [22, 37, 62, 72] use message passing and aggregation to handle graph structures but heavily rely on labeled data. To reduce this dependency, Graph Self-Supervised Learning [27, 63, 78] adopt a “pre-training fine-tuning” paradigm, leveraging unsupervised learning to enhance graph understanding. Meanwhile, Graph Transformers (GT) [77, 82] use self-attention to capture long-range dependencies between nodes, addressing the limitations of localized message passing. Recently, foundational graph prompt models [32, 41, 56] have gained attention. They use graph prompts to bridge the gap between pre-trained models and downstream tasks, ultimately improving adaptability.

The recent emergence of large language models (LLMs) like LLaMa [60], GPTs [2], Claude [48], and Deepseek [40] has marked a significant advancement in AI research. LLMs excel at performing various tasks with a single model, showing not only advanced language skills but also the ability to reason behind their responses. To endow LLMs with the potential to solve graph tasks, some studies [15, 19, 33, 36, 64, 84] have explored interfaces like prompt engineering to help LLMs comprehend graph semantics without parameter tuning. Additionally, some methods [4, 6, 49, 58] integrate graph embeddings into LLMs using graph learning techniques like GNNs and GTs, bridging language and graph-based reasoning. To further mitigate the semantic gap between graphs and text, instruction tuning [58, 75, 80] has been introduced to LLMs, enabling them to better understand graph features and structures.

Existing studies on LLMs for graph tasks often adopt inconsistent settings, including different datasets, data processing methods, and splitting strategies [39]. These variations make it difficult to systematically compare results, hindering a clear understanding of how LLMs perform relative to other graph models. Moreover,

many prior works [58, 75] have compared LLM-based approaches only to a limited set of baseline models, such as classic GNNs and graph transformers, without considering recent advancements in graph foundation models [32, 41] and other modern graph learning techniques. This omission limits the ability to fully assess the strengths and weaknesses of LLMs in graph tasks. To address these gaps, we evaluate LLMs alongside 16 diverse graph learning models, including GNNs, self-supervised graph learning models, graph transformers, LM-augmented graph learning methods, and foundational graph prompt models. Additionally, to ensure fair and consistent evaluation, we standardize data processing and splitting strategies across four widely used graph datasets for node classification and link prediction tasks. Our benchmark also includes a broad range of LLMs, covering open-source models like Llama3B and Llama8B, as well as proprietary models such as Qwen-plus, Qwen-max, GPT-4o, and Deepseek V3.

Our benchmarking results (see details in Section 3.2) show that pure LLMs, especially larger LLMs, perform on par with or even surpass most baseline models in node classification and link prediction tasks. Instruction tuning further boosts LLM performance, enabling even smaller models to match or exceed the performance of top baseline models. Given the promising potential of instruction tuning, we further explore how LLMs with instruction tuning perform in other critical scenarios.

While instruction tuning significantly improves LLM performance, it typically requires abundant labeled data, which may not always be available in real-world scenarios [71]. To better understand its effectiveness under data scarcity, we further investigate how instruction-tuned LLMs perform when labeled data is limited. Specifically, we examine their performance in a few-shot setting, assessing whether they can maintain strong predictive capability with minimal supervision. Additionally, we explore the transferability of instruction-tuned LLMs, as models that generalize well with limited data across different tasks and domains are more practical in low-resource settings. Finally, we analyze how instruction-tuned LLMs perform when node features are missing, a common challenge in real-world graph applications where feature availability is inconsistent. In such cases, models must rely solely on graph structure, making it crucial to evaluate whether instruction-tuned LLMs can effectively capture and utilize structural information.

Existing Benchmarks for LLMs in Graph Tasks. There are some benchmarking works that explore the performance of LLMs on graph tasks. Studies like [9] and [73] focus on how LLMs can enhance graph models (e.g., GNNs) rather than benchmarking pure LLMs on graph tasks. GraphICL [57] aims to improve LLM performance in node classification and link prediction through various graph prompts, with an emphasis on prompt engineering, but it does not explore the impact of instruction tuning on LLMs in graph tasks. GLBench [39] also centers on how LLMs can better assist graph models, without focusing on purely LLM-based performance in graph tasks. Although [69] includes LLMs with instruction tuning, it mainly focuses on their zero-shot capabilities and their integration with graph models, without investigating the broader effects of instruction tuning or exploring link prediction tasks. *To the best of our knowledge, our work is among the first to comprehensively*

benchmark pure LLMs on graph tasks while incorporating instruction tuning. Moreover, we go beyond prior studies by systematically evaluating instruction tuning under practical data scarcity scenarios, providing a more thorough understanding of its impact on LLM performance in graph-based tasks.

2 GRAPH LEARNING WITH PURE LLMs

In this section, we introduce how we could utilize pure LLMs for important real-world graph tasks including node classification and link prediction.

2.1 Prompt Design

As shown in the graph encoding part of Figure 1, we combine the original graph datasets with their corresponding raw text attributes to encode the graph into a format that LLMs can understand, i.e., prompts. The prompt formats required for node classification and link prediction differ based on the specific task.

Prompt formats for node classification. When designing the prompt formats, [31] considers three scenarios: using only the node own features, using 1-hop neighbor information, and using 2-hop neighbor information. When neighbor information is included, it also contains labels of the neighbor nodes, which significantly improves reasoning accuracy. However, label information provides too direct guidance for LLMs, potentially making the task too straightforward and limiting their ability to learn from the underlying graph structure itself. Therefore, in addition to the three prompt designs, we introduce two new formats by removing label information. Our five prompt formats are as follows:

- (1) **ego**: Only the attribute of the target node is used.
- (2) **1-hop w/o label**: The target node is described using both its node attributes and those of its 1-hop neighbors, without labels.
- (3) **2-hop w/o label**: The description includes the attributes of the target node and those of its 2-hop neighbors, without labels.
- (4) **1-hop w label**: Similar to **1-hop w/o label**, but the labels of 1-hop neighbors from the training set are included.
- (5) **2-hop w label**: The labels of 2-hop neighbors from the training set are included.

The detailed prompt structures can be found in Appendix H.1.

Prompt formats for link prediction. The goal of link prediction is to determine whether an edge exists between target node 1 and target node 2. We use two prompt formats: 1) **1-hop**: Both target nodes are described using their own node attributes and those of their 1-hop neighbors. 2) **2-hop**: Both target nodes are described using their own node attributes along with those of their 2-hop neighbors. It is important to note that, whether using 1-hop or 2-hop, the nodes at the ends of the link should not appear as neighbors of each other to avoid overly simplistic reasoning, ensuring that the LLM needs to perform more meaningful reasoning. The detailed prompt structures can be found in Appendix H.2.

2.2 Paradigm of Using LLMs for Graph Tasks

As shown in Figure 1, there are two ways to use LLMs: one is off-the-shelf LLMs, which refers to LLMs without parameter optimization, and the other is LLMs with instruction tuning. For our investigation, we adopt open-source models Llama-3.2-3B-Instruct (Llama3B) [60],

Llama-3.1-8B-Instruct (Llama8B) [60], and the closed-source Qwen-plus [3].

Off-the-shelf LLMs. In this part, we directly utilize LLMs for graph tasks by designing specific prompts to encode graph-related information. Without modifying the LLMs themselves, we input these structured prompts along with corresponding questions and evaluate the model’s performance by comparing its responses to the correct answers. In addition to plain prompt described in Section 2.1, we also explore commonly used prompt strategies such as Chain of Thought (CoT) [68], Build A Graph (BAG) [64], and in-context few-shot learning on more LLMs (e.g., Qwen-max [3], GPT-4o [2], and Deepseek V3 [40]) for node classification task. The results indicate that these prompt strategies show significant performance variation across different datasets and LLM sizes. They do not necessarily provide benefits in every case. Detailed experimental results and analysis are provided in Appendix G.2.

LLMs with instruction tuning. We conduct instruction tuning only on open-sourced models Llama3B and Llama8B. To accelerate the learning process, we adopt [28] and DeepSpeed [52]. We find that the number of training epochs has little impact on the final results. Therefore, to save time and computational resources, each model is tuned for only one epoch. For node classification, we limit instruction tuning to three prompt formats: ego, 1-hop w/o label, and 2-hop w/o label.

For link prediction, we aim to explore not only the impact of instruction tuning on LLMs’ reasoning performance but also the effect of prompt format diversity on LLM performance, a factor that has not been extensively examined in previous instruction tuning studies. This investigation could provide valuable insights for future prompt design. To achieve this, we set up two modes. The first mode uses the same prompt formats as in the testing phase (1-hop and 2-hop). The second mode introduces a more diverse set of prompt formats (9 formats), incorporating different question formulations and a wider range of neighbors. Detailed descriptions of the link prompt formats can be found in Appendix H.2.

3 COMPREHENSIVE BENCHMARKING OF LLMs FOR GRAPH TASKS

Existing studies [39, 58, 86] on LLMs for graphs often use different datasets, data processing techniques, and data splitting strategies. This lack of consistency makes it difficult to compare results directly, resulting in an incomplete understanding of the LLM performance on graph tasks. Furthermore, many LLM-based graph models have been evaluated only against a limited set of baseline models. For example, [73] and [75] focus on classic GNNs and graph transformer models, while [58] only evaluates classic GNNs and graph SSL models. These studies overlook more advanced models in the graph domain, particularly foundational graph prompt models (e.g., OFA), which have become a recent hotspot in graph research due to their strong generalization and adaptability. This narrow focus fails to fully capture the strengths and weaknesses of LLMs in graph-related tasks. To address this gap, we provide a comprehensive benchmark of LLMs against a broader set of graph machine learning methods for node classification and link prediction based on a fair comparison environment.

3.1 The Overall Setup

This part outlines the overall setup of the benchmarking. We detail the baseline models, datasets, and evaluation metrics used for node classification and link prediction tasks.

3.1.1 Baselines. For baseline models, we offer a thorough comparison across six graph learning paradigms, including both traditional GNNs and more advanced models, ensuring a comprehensive evaluation of LLMs’ capabilities. The baseline models include the following categories:

- (1) **GNNs:** We choose GCN [37], GraphSAGE [22], and GAT [62] all trained from scratch.
- (2) **Graph SSL Models:** GraphCL [78] and GraphMAE [27] represent self-supervised learning paradigms.
- (3) **Graph Transformer Models:** We choose Graphormer [77], a transformer-based model for graph-structured data.
- (4) **Foundational Graph Prompt Models:** Prodigy [32] and OFA [41], which enhance pre-trained models using graph prompts.
- (5) **LM-Augmented Graph Models:** GIANT [13] and TAPE [24] integrate LMs with graph learning for feature enhancement.
- (6) **LLM with Graph Projectors:** LLaGA [6] uses a projector to map graph structures into vectors for improved reasoning.

More details about baseline models can be found in Appendix F.

3.1.2 Datasets. For both node classification and link prediction, we use the Cora [45], PubMed [55], OGBN-ArXiv [29], and OGBN-Products [29] datasets. For baseline models, we use their original node features (Appendix D discusses the impact of different node feature embedding methods). For LLMs, we preprocess the raw data to transform the node attributes into textual representations. Cora, PubMed, and OGBN-ArXiv belong to the citation domain, while OGBN-Products belongs to the e-commerce domain. Detailed descriptions of the datasets and their splitting methods can be found in Appendix C.

3.1.3 Evaluation Settings. For both node classification and link prediction, we consistently use accuracy as the evaluation metric, the same as [6] and [75]. In the case of link prediction, where the ratio of positive to negative samples in the test set is 1:1, accuracy is a suitable measure. To select the best model, we perform hyperparameter tuning, as different hyperparameters may cause model performance to vary across datasets. Detailed experimental settings and the hyperparameter search ranges for each model are provided in Appendix E.

3.2 Results and Analysis

In this section, we present and analyze the performance of various models across node classification and link prediction tasks, providing insights into the strengths and weaknesses of LLMs.

Node classification. Table 1 summarizes the performance across different datasets. We make the following observations:

- Classic GNNs show consistent accuracy, while GIANT and TAPE outperform them by using language models for improved node representations. Larger off-the-shelf LLMs perform comparably to GNNs under certain prompts, with multiple-hop prompts yielding better results than simpler prompts, indicating that LLMs benefit from richer graph context.

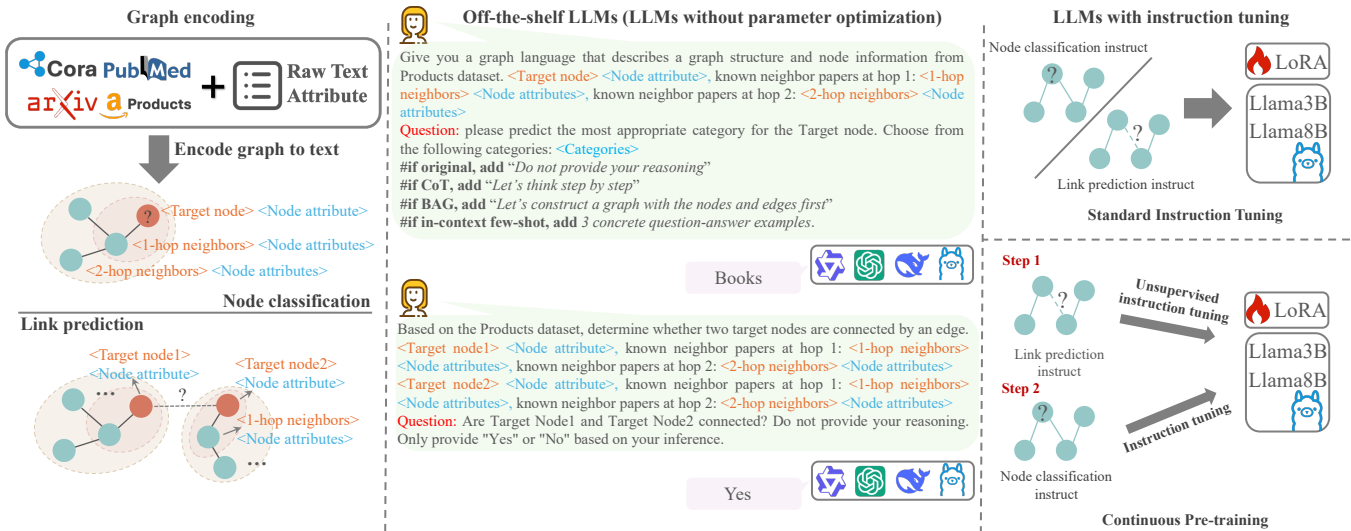


Figure 1: The overall experimental pipeline for LLMs. Graph encoding outlines how prompts for LLMs are generated. Off-the-shelf LLMs show the question-answering process with LLMs. LLMs with instruction tuning describe the process of fine-tuning LLMs specifically for graph tasks.

- Label information improves performance by strengthening the model decision-making process, similar to in-context learning.
- For instruction-tuned LLMs, both Llama3B and Llama8B show notable improvements, especially with multiple-hop prompts. Tuned Llama8B achieves the highest average score, surpassing LLaGA and setting a new benchmark in node classification.

Link prediction. The results for link prediction are presented in Table 2. We make the following observations:

- Among baseline models, GraphCL outperforms both GNNs and LLaGA, while GraphMAE shows the weakest performance despite being another Graph SSL model. This discrepancy likely because GraphCL uses edge permutation in contrastive learning, which enhances its understanding of graph structures, while GraphMAE focuses only on node features. Additionally, OFA stands out as the best-performing baseline likely due to its use of edge features derived from LLMs during pre-training.
- Off-the-shelf Llama3B and Llama8B underperform most baseline models. However, the larger Qwen-plus model matches or even surpasses the baseline models, highlighting the critical role of model size in LLMs’ ability to understand graphs.
- The best performance in link prediction is achieved by instruction-tuned LLMs. Models using 2-hop prompts consistently outperform those using 1-hop prompts, and tuning with a diverse set of 9 prompt formats leads to better results than tuning with just 2 formats. This demonstrates that both reasoning and tuning benefit from richer graph descriptions, significantly enhancing LLMs’ ability to capture and interpret graph information.

Remark 1. Although smaller off-the-shelf LLMs underperform most baseline models, their reasoning ability improves significantly as the model size increases and graph structure information is incorporated. Instruction tuning further enhances LLM performance

on graph tasks, with even smaller models achieving performance comparable to or better than the best baseline models, particularly when richer and more diverse instruction tuning is applied.

LLMs with instruction tuning have shown strong potential in graph tasks. However, this section only explores their performance in scenarios with sufficient data, while data scarcity is more common in real world applications. Therefore, in the next chapter, we will focus on exploring the performance of LLMs with instruction tuning in data-limited scenarios.

4 FURTHER INVESTIGATION ON LLMS WITH INSTRUCTION TUNING

Instruction tuning enables even smaller LLMs to perform effectively. However, data scarcity remains a significant challenge in real-world applications [71], where many graph models, such as GNNs and graph transformers, suffer a substantial performance drop due to their heavy reliance on rich graph structures and labeled data [79]. Recently, more advanced graph models like All in One [56] and GPF-plus [18] have focused on improving performance with limited labeled data. Despite this, the performance of LLMs with instruction tuning under data scarcity has been relatively unexplored. Therefore, in this section, we discuss methods to alleviate data scarcity and further explore the performance of LLMs with instruction tuning in such scenarios.

Label scarcity is one of the most common forms of data scarcity. Improving model performance under few-shot learning conditions is a key focus for recent graph models [79, 85]. For LLMs, the performance after few-shot instruction tuning offers insight into their sensitivity to label scarcity. The ability to generalize from a limited amount of labeled data is essential for LLMs’ adaptability across

Table 1: Performance of different models on node classification tasks. The background colors represent the top three values in each column, from dark to light.

Model	Prompt	Cora	PubMed	ArXiv	Products	Avg
GCN	-	88.19	88.00	69.90	82.30	82.10
GraphSAGE	-	89.67	89.02	71.35	82.89	83.23
GAT	-	88.38	87.90	68.69	82.10	81.77
GraphCL	-	83.58	82.86	67.87	80.20	78.63
GraphMAE	-	75.98	82.82	65.54	77.32	75.42
Graphormer	-	81.20	88.05	71.99	81.75	80.75
Prodigy	-	77.32	83.6	70.86	80.01	77.95
OFA	-	78.31	78.56	73.92	83.12	78.48
GLANT	-	89.1	90.48	74.41	84.33	84.58
TAPE	-	88.12	91.92	73.99	83.11	84.29
LLaGA	-	88.94	94.57	76.25	83.98	85.94
Llama3B	ego	24.72	63.20	23.10	40.80	37.96
	1-hop w/o label	39.48	64.50	29.50	53.00	46.62
	2-hop w/o label	49.63	69.90	29.50	56.10	51.28
	1-hop w label	77.49	70.90	66.00	68.80	70.80
	2-hop w label	83.03	72.00	65.20	71.20	72.86
Llama8B	ego	43.39	77.80	59.35	50.12	54.02
	1-hop w/o label	58.35	73.07	61.85	59.85	63.28
	2-hop w/o label	62.84	83.29	68.33	59.60	68.52
	1-hop w label	82.97	81.55	68.08	71.07	75.92
	2-hop w label	84.79	82.54	64.09	77.06	77.12
Qwen-plus	ego	52.32	80.74	70.20	64.24	69.69
	1-hop w/o label	68.87	85.73	73.83	72.19	75.16
	2-hop w/o label	76.16	88.98	73.51	71.56	77.55
	1-hop w label	87.42	88.74	73.55	74.83	81.14
	2-hop w label	89.40	90.73	74.28	78.81	83.31
tuned Llama3B	ego	67.08	89.28	66.58	65.59	72.13
	1-hop w/o label	82.04	90.02	71.32	73.07	79.11
	2-hop w/o label	85.04	91.52	72.82	77.89	81.82
tuned Llama8B	ego	77.31	92.36	65.59	73.74	78.38
	1-hop w/o label	84.54	93.90	69.33	80.33	83.28
	2-hop w/o label	89.67	95.22	76.01	84.51	86.35

different tasks and domains, making it a crucial factor in practical applicability. This leads us to the following research question:

RQ1: How well do LLMs perform in few-shot instruction tuning scenarios?

When labeled data is scarce, leveraging unlabeled data is a natural strategy to enhance model performance. This principle is widely applied in continual learning, where models are incrementally trained to adapt to new information without requiring extensive labeled supervision [61, 67]. A well-established approach for adapting large language models (LLMs) to specific domains is continual domain-adaptive pre-training [35, 76], where models are further trained on domain-specific corpora to improve their performance on downstream tasks. Inspired by this strategy, we propose continuous pre-training for graph tasks, where an LLM undergoes unsupervised pre-training on graph-structured data before fine-tuning on task-specific objectives. Since unlabeled graph data is far more abundant than labeled data, this method could significantly enhance the adaptability of LLMs when paired with instruction

Table 2: LLM performance on link prediction.

Models	Prompts	Cora	PubMed	ArXiv	Products	Avg
GCN	-	87.78	86.22	90.34	89.75	88.52
GraphSAGE	-	84.39	78.81	92.98	92.98	87.29
GAT	-	86.88	82.81	83.33	85.57	84.65
GraphCL	-	92.98	93.76	90.85	94.21	92.95
GraphMAE	-	82.01	75.71	85.24	88.32	82.82
Prodigy	-	90.9	91.67	89.22	92.99	91.2
OFA	-	94.19	98.05	95.84	96.90	96.25
LLaGA	-	87.01	90.10	93.88	95.67	91.67
Llama3B	1-hop	72.97	71.55	72.45	78.92	73.97
	2-hop	68.21	59.95	68.55	79.17	68.97
Llama8B	1-hop	80.44	74.80	87.80	85.29	82.08
	2-hop	89.39	77.30	92.30	90.77	87.44
Qwen-plus	1-hop	78.81	91.74	81.82	88.42	85.20
	2-hop	90.91	95.04	93.39	90.12	92.37
tuned Llama3B (2 formats)	1-hop	83.12	93.95	92.20	90.07	89.84
	2-hop	95.76	98.35	95.45	94.65	96.05
tuned Llama3B (9 formats)	1-hop	87.18	94.40	93.30	95.45	92.58
	2-hop	95.94	99.20	95.42	97.84	97.10
tuned Llama8B (2 formats)	1-hop	88.65	95.12	93.65	93.23	92.66
	2-hop	95.39	98.77	96.11	94.92	96.30
tuned Llama8B (9 formats)	1-hop	88.47	96.01	95.21	96.33	94.01
	2-hop	95.15	99.20	95.89	97.98	97.06

tuning. Given the potential of this approach, we seek to investigate the following research question:

RQ2: How does continuous pre-training impact the performance of LLMs?

Models with strong transferability can help alleviate the performance degradation caused by label scarcity to some extent. For instance, when the target dataset contains few or no labeled data, we can first train a model on other datasets and then transfer the learned knowledge to the target dataset. LLMs have shown impressive transferability in natural language tasks [17, 51], but their transferability in graph tasks has been less explored. If LLMs with instruction tuning can effectively transfer knowledge across different domains, the resource-intensive tuning process could be performed once, and subsequent graph tasks could be handled by the already fine-tuned models. This leads to the following research question:

RQ3: How well do LLMs transfer knowledge across domains in node classification and link prediction?

Missing attributes represent another form of data scarcity [7]. In such cases, the model ability to understand graph structure becomes crucial. While much research has focused on the role of node attributes in graph tasks [9, 73], less attention has been given to the LLM ability to learn and reason with graph structures without relying on node attributes. The structure of a graph is a fundamental distinguishing feature compared to natural language, and a model's ability to comprehend these structures is vital for enhancing its performance on graph tasks. Given this, we are curious about:

RQ4: How effectively do LLMs learn and understand graph structures?

Table 3: Performance of models under few-shot learning.

Models	Prompts	Full fine-tune					5-shot					10-shot				
		Cora	PubMed	ArXiv	Products	Avg	Cora	PubMed	ArXiv	Products	Avg	Cora	PubMed	ArXiv	Products	Avg
GCN	-	88.19	88.00	69.90	82.30	82.10	62.13	68.19	24.62	47.77	50.68	71.75	71.81	25.63	54.60	55.95
GraphSAGE	-	89.67	89.02	71.35	82.89	83.23	58.91	65.58	19.12	45.94	47.39	70.29	70.90	22.91	51.29	53.85
GAT	-	88.38	87.90	68.69	82.10	81.77	54.95	63.95	19.08	32.65	42.66	69.26	70.60	25.34	43.59	52.20
GraphCL	-	83.58	82.86	67.87	80.20	78.63	54.03	54.86	11.24	34.10	38.56	57.96	55.23	16.84	46.08	44.03
GraphMAE	-	75.98	82.82	65.54	77.32	75.42	24.44	70.47	24.26	50.61	42.45	30.59	73.63	28.64	57.55	47.60
All in one	-	-	-	-	-	-	50.98	60.49	16.34	41.18	42.25	51.66	61.93	20.42	47.73	45.44
GPF-plus	-	-	-	-	-	-	67.00	66.91	60.07	64.50	64.62	73.22	64.39	65.35	68.02	67.75
GraphPrompt	-	-	-	-	-	-	65.12	68.11	81.88	58.44	68.39	69.81	70.38	87.05	61.02	72.07
Llama3B	ego	67.08	89.28	66.58	65.59	72.13	59.10	67.08	49.65	59.12	58.74	63.09	80.30	52.10	60.73	64.06
	1-hop w/o label	82.04	90.02	71.32	73.07	79.11	74.81	65.59	53.53	65.35	64.82	74.06	83.54	62.29	67.03	71.73
	2-hop w/o label	85.04	91.52	72.82	77.89	81.82	76.81	71.32	55.24	67.32	67.67	77.81	85.53	63.33	68.11	73.70
Llama8B	ego	77.31	92.36	65.59	73.74	78.38	65.84	76.81	63.97	65.12	67.94	67.58	78.12	66.31	66.10	69.53
	1-hop w/o label	84.54	93.90	69.33	80.33	83.28	74.56	76.81	65.98	70.50	71.87	79.55	85.10	68.24	72.33	76.31
	2-hop w/o label	89.67	95.22	76.01	84.51	86.35	77.10	79.43	69.78	73.12	74.86	80.55	88.89	71.12	74.86	78.86

5 EXPERIMENT AND ANALYSIS

In this section, we conduct empirical studies on different research questions proposed in Section 4. In the following subsections, we first introduce the experimental settings for each RQ, followed by an analysis of the experimental results and key remarks.

5.1 Few-Shot Instruction Tuning of LLMs (RQ1)

We focus on few-shot instruction tuning for node classification. Link prediction requires predicting edges between nodes, relying on more complex structural dependencies that are harder to capture in a few-shot setting.

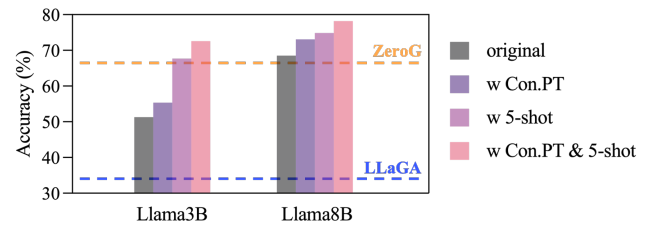
5.1.1 Experiment Settings. We use *ego*, 1-hop w/o label, and 2-hop w/o label as prompt formats and randomly select 5 or 10 target nodes per class for instruction tuning, corresponding to “n-ways-5-shots” and “n-ways-10-shots” learning. For baseline models, in addition to GNNs and Graph SSL models, we also include models from foundational graph prompt approaches, including All in one [56], GPF-plus [18], and GraphPrompt [42]. The three models excel in few-shot scenarios, leveraging pre-trained knowledge and graph prompts to adapt quickly to new tasks with minimal labeled data.

5.1.2 Results. Table 3 summarizes the results. All models experience a decline in accuracy under few-shot learning compared to full fine-tuning, with GNNs and Graph SSL models showing the largest drops, particularly in larger datasets like ArXiv and Products. In contrast, LLMs exhibit more consistent performance, indicating greater robustness in data-scarce scenarios. Notably, Llama8B achieves the highest classification accuracy in both 5-shot and 10-shot scenarios, showing LLMs’ ability to learn quickly from limited data.

Remark 2. LLMs outperform all other models in few-shot scenarios. Only a few foundational graph prompt models achieve comparable results on Arxiv dataset, underscoring LLMs’ clear advantage in data-scarce situations.

5.2 Impact of Continuous Pre-training (RQ2)

As we can see from Figure 1, continuous pre-training (Con.PT) consists of two stages. First, a pre-trained model undergoes unsupervised learning on the target dataset. This phase is task-agnostic,

**Figure 2: Impact of continuous pre-training on LLMs**

meaning the model learns general graph representations rather than optimizing for the final task. Next, the model is instruction-tuned on a task that matches the inference objective.

5.2.1 Experiment Settings. In this experiment, we evaluate both zero-shot and few-shot node classification. For the zero-shot setting, we begin by performing continuous pre-training on the relevant dataset using link prediction, treating it as an unsupervised learning task. We then carry out zero-shot node classification based on this pre-training. The baseline models compared in this setup include LLaGA and ZeroG [38], which is a foundational graph prompt model designed specifically for zero-shot scenarios. For the few-shot setting, we conduct few-shot instruction tuning on top of the link prediction task and compare the results with those from direct few-shot instruction tuning without the link prediction step.

5.2.2 Results. Table 4 presents the results. LLMs perform better after continuous pre-training compared to direct zero-shot and few-shot learning, demonstrating its effectiveness in enhancing the model understanding of graphs. For smaller datasets like Cora and PubMed, Llama3B with continuous pre-training matches or even surpasses Llama8B. However, for larger and more complex datasets like Arxiv and Products, Llama8B retains an advantage even after Llama3B undergoes continuous pre-training. This suggests that increasing the size of the LLM remains the most effective approach for larger and more complex graphs.

To illustrate the impact of continuous pre-training more clearly, we present the average results over different datasets for Llama3B and Llama8B under the “2-hop w/o label” setting in Figure 2. As

Table 4: Performance of continuous pre-training for LLM. "w Con.PT" means zero-shot inference after continuous pre-training. "w 5shot" means direct 5-shot instruction tuning without continuous pre-training. "w Con.PT & 5shot" means 5-shot instruction tuning after continuous pre-training.

Models	Prompts	Cora	PubMed	ArXiv	Products	Avg
ZeroG	-	68.61	78.77	70.50	55.23	68.28
LLaGA	-	22.03	55.92	21.15	38.90	34.50
Llama3B	ego	24.72	63.20	23.10	40.80	37.96
	1-hop w/o label	39.48	64.50	29.50	53.00	46.62
	2-hop w/o label	49.63	69.90	29.50	56.10	51.28
Llama3B w Con.PT	ego	48.63	49.38	14.21	41.40	38.41
	1-hop w/o label	49.38	69.33	30.01	55.86	51.15
	2-hop w/o label	55.36	75.56	33.54	57.01	55.37
Llama3B w 5shot	ego	59.10	67.08	49.65	59.12	58.74
	1-hop w/o label	74.81	65.59	53.53	65.35	64.82
	2-hop w/o label	76.81	71.32	55.24	67.32	67.67
Llama3B w Con.PT & 5shot	ego	59.60	84.29	50.37	60.88	63.79
	1-hop w/o label	75.08	85.04	53.12	66.09	69.83
	2-hop w/o label	79.58	88.53	54.11	68.08	72.58
Llama8B	ego	43.39	77.80	59.35	50.12	54.02
	1-hop w/o label	58.35	73.07	61.85	59.85	63.28
	2-hop w/o label	62.84	83.29	68.33	59.60	68.52
Llama8B w Con.PT	ego	52.13	65.32	60.71	55.22	58.35
	1-hop w/o label	64.44	80.20	63.10	62.84	67.65
	2-hop w/o label	70.82	86.96	71.34	63.20	73.08
Llama8B w 5shot	ego	65.84	76.81	63.97	65.12	67.94
	1-hop w/o label	74.56	76.45	65.98	70.50	71.87
	2-hop w/o label	77.10	79.43	69.78	73.12	74.86
Llama8B w Con.PT & 5shot	ego	68.33	86.88	63.23	66.44	71.22
	1-hop w/o label	76.82	86.83	66.77	70.99	75.35
	2-hop w/o label	78.12	89.03	71.01	74.69	78.21

shown in the figure, continuous pre-training helps the LLMs develop a deeper understanding of the graph, leading to improved performance. Notably, Llama8B outperforms ZeroG that specifically designed for zero-shot tasks by a margin of 5% after continuous pre-training.

Remark 3. Continuous pre-training can significantly improve LLM performance in zero-shot and few-shot learning. However, for larger and more complex datasets, increasing the size of the LLM proves to be a more effective approach.

5.3 Domain Transferability of LLMs (RQ3)

Domain transferability can be classified into in-domain and cross-domain transferability based on difficulty. The former refers to the ability to transfer knowledge between different datasets within the same domain, while the latter involves transferring knowledge across different domains. In this section, we explore the performance of LLMs with instruction tuning in both settings.

5.3.1 Experiment Settings. In the in-domain setup, we train the model on citation graphs (Arxiv) and evaluate it using Cora, another citation graph. For the cross-domain scenario, we train on Arxiv and test on Products, an e-commerce graph. GNNs rely on task-specific classification heads, which limits their ability to perform zero-shot learning on node classification tasks, particularly when label sets differ. Therefore, our comparison focuses on LLaGA for node classification. For link prediction, since the feature dimensions

vary across datasets, we use a simple linear mapping to unify them. The baseline models include GNNs, Graph SSL models, and LLaGA.

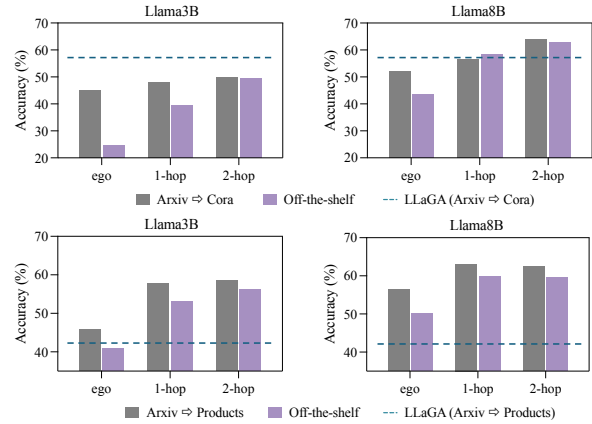


Figure 3: LLM domain transferability in node classification

5.3.2 Results.

Node classification. Figure 3 presents the accuracy of different models in both in-domain and cross-domain scenarios. Instruction-tuned LLMs on Arxiv outperform off-the-shelf scenario, but the improvement is modest when additional structural information is incorporated. This is likely due to the fact that node classification relies heavily on category information, and adding more structural data does not significantly enhance performance. While LLMs learn graph information from Arxiv, adapting to unseen categories remains challenging, limiting performance gains. Besides, LLMs perform comparably to LLaGA on Cora dataset, but on the more complex Products dataset, LLMs show a clear advantage. This suggests that the simple graph projector of LLaGA struggles to capture diverse graph patterns, while LLMs can adapt better to varying structures and are capable of learning diverse feature information with their sophisticated instruction tuning mechanisms.

Table 5: LLM domain transferability in link prediction.

Models	Prompts	Train → Test	
		Arxiv → Cora	Arxiv → Products
GCN	-	55.54	67.07
GraphSAGE	-	50.00	51.11
GAT	-	85.41	71.18
GraphCL	-	78.30	82.62
GraphMAE	-	71.90	73.94
LLaGA	-	86.98	92.82
Llama3B	1-hop	87.55	91.16
	2-hop	95.11	94.15
Llama8B	1-hop	88.98	91.97
	2-hop	94.78	95.43

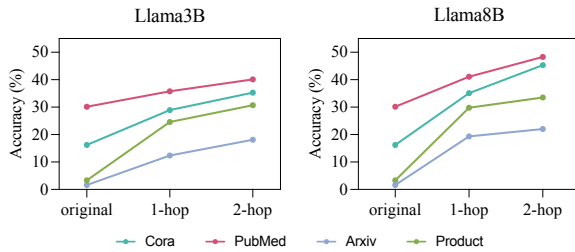


Figure 4: LLM performance on node classification without node attributes

Link prediction. From Table 5, we observe that LLMs significantly outperform traditional graph models. Only LLaGA achieve comparable performance, likely because it also leverages LLMs for predictions. In the in-domain transfer scenario, LLMs achieve performance on Cora comparable to models directly instruction-tuned on Cora, indicating they can effectively transfer knowledge from larger datasets to downstream tasks. In the cross-domain scenario, although LLM performance on Products is slightly lower than direct tuning, it still remains strong, possibly due to shared topological patterns across domains.

Remark 4. LLMs with instruction tuning exhibit strong domain transferability, particularly in link prediction tasks, where they effectively generalize across different datasets. This may be because link prediction tasks across domains share more similarities, as they can be viewed as binary classification problems. In contrast, node classification is more challenging, as adapting learned knowledge to unseen categories is difficult.

5.4 LLM Understanding of Graph Structures (RQ4)

The structure of a graph sets it apart from natural language, and the model ability to comprehend these structures is vital for enhancing its performance on graph tasks. In this section, we explore the ability of instruction-tuned LLMs to understand graph structures.

5.4.1 Experiment Settings. We remove all node attributes and retain only node IDs to eliminate the influence of attributes on LLM reasoning. Examples of these prompt formats are provided in Appendix H.3.

5.4.2 Results.

Node classification. We present the results of node classification in Figure 4. “Original” refers to Llama3B or Llama8B without parameter optimization, while “1-hop” and “2-hop” correspond to 1-hop w/o label and 2-hop w/o label, respectively. From the figure, we observe that off-the-shelf LLMs perform similarly to random guessing in node classification. For instance, with 7 classes in Cora, the probability of random guessing correctly is 14.28%, and the experimental results align closely with this probability. This is because LLMs struggle to make accurate predictions based purely on graph structure without semantic information. After instruction tuning, LLMs start to learn some graph structural information, leading to improved accuracy. However, the improvement is limited, likely

because the classes in these datasets are strongly correlated with node features, and the graph structural differences between categories are minimal. This explains why simpler models like MLPs [30] and our ego prompt format perform relatively well, as they rely more on the node features than on the graph structure itself.

Table 6: LLM performance on link prediction without node attributes. Llama3B w attributes and Llama8B w attributes are for comparison.

Models	Prompts	Cora	PubMed	ArXiv	Products	Avg
Llama3B w attributes	1-hop	72.97	71.55	72.45	78.92	73.97
	2-hop	68.21	59.95	68.55	79.17	68.97
Llama8B w attributes	1-hop	80.44	74.80	87.80	85.29	82.08
	2-hop	89.39	77.30	92.30	90.77	87.44
Llama3B w/o attributes	1-hop	66.61	55.44	64.94	78.47	66.37
	2-hop	72.22	58.62	65.62	74.52	67.75
Llama8B w/o attributes	1-hop	63.19	55.81	68.62	81.30	67.23
	2-hop	85.58	69.50	84.88	87.78	81.94
tuned Llama3B w/o attributes	1-hop	75.88	74.70	78.30	77.38	76.57
	2-hop	93.20	97.66	89.00	94.09	93.49
tuned Llama8B w/o attributes	1-hop	85.15	78.81	89.34	87.98	85.32
	2-hop	94.11	97.44	93.67	94.54	94.94

Link prediction. From Table 6, we observe that LLMs with node attributes outperform those without, highlighting the positive role of node attributes in LLM reasoning. However, after instruction tuning without node attributes, the LLMs show a significant improvement in link prediction accuracy. This demonstrates that LLMs can effectively learn and understand graph structures, achieving high link prediction accuracy even in the absence of node attributes.

Remark 5. LLMs can learn graph structures effectively through instruction tuning. While node attributes improve performance, LLMs can still achieve high accuracy in link prediction by leveraging structural information alone. However, the improvement in node classification is limited, likely because the classes are closely related to node features and the structural differences between categories are minimal.

Further Probing. In real-world applications, graphs may experience structural changes like reduced node similarity or missing edges. Understanding how LLMs handle these perturbations is key to evaluating their robustness and potential for deployment in dynamic graph-based environments where structural stability cannot always be assured. We discuss this aspect further in Appendix G.1.

6 CONCLUSION

This paper demonstrates that LLMs, especially with instruction tuning, achieve strong performance and surpass most graph models in node classification and link prediction through a fair and comprehensive benchmarking approach. Our findings emphasize the potential of LLMs in few-shot learning, transferability, and understanding graph structures in data-scarce scenarios. The introduction of continuous pre-training further boosts LLM performance in such environments. These insights provide valuable guidance for the future application of LLMs in graph tasks, paving the way for more efficient and adaptable graph learning models in real-world settings.

REFERENCES

- [1] Sami Abu-El-Haija, Bryan Perozzi, Amol Kapoor, Nazanin Alipourfard, Kristina Lerman, Hrayr Harutyunyan, Greg Ver Steeg, and Aram Galstyan. 2019. Mixhop: Higher-order graph convolutional architectures via sparsified neighborhood mixing. In *international conference on machine learning*. PMLR, 21–29.
- [2] Josh Achiam, Steven Adler, Sandhini Agarwal, Lama Ahmad, Ilge Akkaya, Florencia Leoni Aleman, Diogo Almeida, Janko Altschmidt, Sam Altman, Shyamal Anadkat, et al. 2023. Gpt-4 technical report. *arXiv preprint arXiv:2303.08774* (2023).
- [3] Jinze Bai, Shuai Bai, Yunfei Chu, Zeyu Cui, Kai Dang, Xiaodong Deng, Yang Fan, Wenbin Ge, Yu Han, Fei Huang, et al. 2023. Qwen technical report. *arXiv preprint arXiv:2309.16609* (2023).
- [4] Ziwei Chai, Tianjie Zhang, Liang Wu, Kaiqiao Han, Xiaohai Hu, Xuanwen Huang, and Yang Yang. 2023. Graphllm: Boosting graph reasoning ability of large language model. *arXiv preprint arXiv:2310.05845* (2023).
- [5] Nuo Chen, Yuhua Li, Jianheng Tang, and Jia Li. 2024. Graphwiz: An instruction-following language model for graph computational problems. In *Proceedings of the 30th ACM SIGKDD Conference on Knowledge Discovery and Data Mining*. 353–364.
- [6] Runjin Chen, Tong Zhao, Ajay Jaiswal, Neil Shah, and Zhangyang Wang. 2024. Llag: Large language and graph assistant. *arXiv preprint arXiv:2402.08170* (2024).
- [7] Zefeng Chen, Wensheng Gan, Jiayang Wu, Kaixia Hu, and Hong Lin. 2024. Data scarcity in recommendation systems: A survey. *ACM Transactions on Recommender Systems* (2024).
- [8] Zhikai Chen, Haitao Mao, Hang Li, Wei Jin, Hongzhi Wen, Xiaochi Wei, Shuaiqiang Wang, Dawei Yin, Wenqi Fan, Hui Liu, et al. 2024. Exploring the potential of large language models (llms) in learning on graphs. *ACM SIGKDD Explorations Newsletter* 25, 2 (2024), 42–61.
- [9] Zhikai Chen, Haitao Mao, Jingzhe Liu, Yu Song, Bingheng Li, Wei Jin, Bahare Fatemi, Anton Tsitsulin, Bryan Perozzi, Hui Liu, et al. 2024. Text-space Graph Foundation Models: Comprehensive Benchmarks and New Insights. *arXiv preprint arXiv:2406.10727* (2024).
- [10] Zhikai Chen, Haitao Mao, Hongzhi Wen, Haoyu Han, Wei Jin, Haiyang Zhang, Hui Liu, and Jiliang Tang. 2023. Label-free node classification on graphs with large language models (llms). *arXiv preprint arXiv:2310.04668* (2023).
- [11] Yao Cheng, Yige Zhao, Jianxiang Yu, and Xiang Li. 2024. Boosting Graph Foundation Model from Structural Perspective. *arXiv preprint arXiv:2407.19941* (2024).
- [12] Wei-Lin Chiang, Xuanqing Liu, Si Si, Yang Li, Samy Bengio, and Cho-Jui Hsieh. 2019. Cluster-gcn: An efficient algorithm for training deep and large graph convolutional networks. In *Proceedings of the 25th ACM SIGKDD international conference on knowledge discovery & data mining*. 257–266.
- [13] Eli Chien, Wei-Cheng Chang, Cho-Jui Hsieh, Hsiang-Fu Yu, Jiong Zhang, Olga Milenkovic, and Inderjit S Dhillon. 2021. Node feature extraction by self-supervised multi-scale neighborhood prediction. *arXiv preprint arXiv:2111.00064* (2021).
- [14] Xinnan Dai, Haohao Qu, Yifen Shen, Bohang Zhang, Qihao Wen, Wenqi Fan, Dongsheng Li, Jiliang Tang, and Caihua Shan. 2024. How Do Large Language Models Understand Graph Patterns? A Benchmark for Graph Pattern Comprehension. *arXiv preprint arXiv:2410.05298* (2024).
- [15] Xinnan Dai, Qihao Wen, Yifei Shen, Hongzhi Wen, Dongsheng Li, Jiliang Tang, and Caihua Shan. 2024. Revisiting the graph reasoning ability of large language models: Case studies in translation, connectivity and shortest path. *arXiv preprint arXiv:2408.09529* (2024).
- [16] Jacob Devlin. 2018. Bert: Pre-training of deep bidirectional transformers for language understanding. *arXiv preprint arXiv:1810.04805* (2018).
- [17] Wenyu Du, Shuang Cheng, Tongxu Luo, Zihan Qiu, Zeyu Huang, Ka Chun Cheung, Reynold Cheng, and Jie Fu. 2024. Unlocking continual learning abilities in language models. *arXiv preprint arXiv:2406.17245* (2024).
- [18] Taoran Fang, Yunchao Zhang, Yang Yang, Chungping Wang, and Lei Chen. 2024. Universal prompt tuning for graph neural networks. *Advances in Neural Information Processing Systems* 36 (2024).
- [19] Bahare Fatemi, Jonathan Halcrow, and Bryan Perozzi. 2023. Talk like a graph: Encoding graphs for large language models. *arXiv preprint arXiv:2310.04560* (2023).
- [20] Bahare Fatemi, Jonathan Halcrow, and Bryan Perozzi. 2023. Talk like a graph: Encoding graphs for large language models. *arXiv preprint arXiv:2310.04560* (2023).
- [21] Matthias Fey, Weihua Hu, Kexin Huang, Jan Eric Lenssen, Rishabh Ranjan, Joshua Robinson, Rex Ying, Jiayuan You, and Jure Leskovec. [n. d.]. Position: Relational Deep Learning-Graph Representation Learning on Relational Databases. In *Forty-first International Conference on Machine Learning*.
- [22] Will Hamilton, Zhitao Ying, and Jure Leskovec. 2017. Inductive representation learning on large graphs. *Advances in neural information processing systems* 30 (2017).
- [23] Pengcheng He, Xiaodong Liu, Jianfeng Gao, and Weizhu Chen. 2020. Deberta: Decoding-enhanced bert with disentangled attention. *arXiv preprint arXiv:2006.03654* (2020).
- [24] Xiaoxin He, Xavier Bresson, Thomas Laurent, Bryan Hooi, et al. 2023. Explanations as features: Llm-based features for text-attributed graphs. *arXiv preprint arXiv:2305.19523* 2, 4 (2023), 8.
- [25] Yufei He and Bryan Hooi. 2024. UniGraph: Learning a Cross-Domain Graph Foundation Model From Natural Language. *arXiv preprint arXiv:2402.13630* (2024).
- [26] Zhenyu Hou, Haozhan Li, Yukuo Cen, Jie Tang, and Yuxiao Dong. 2024. GraphAlign: Pretraining One Graph Neural Network on Multiple Graphs via Feature Alignment. *arXiv preprint arXiv:2406.02953* (2024).
- [27] Zhenyu Hou, Xiao Liu, Yukuo Cen, Yuxiao Dong, Hongxia Yang, Chunjie Wang, and Jie Tang. 2022. Graphmae: Self-supervised masked graph autoencoders. In *Proceedings of the 28th ACM SIGKDD Conference on Knowledge Discovery and Data Mining*. 594–604.
- [28] Edward J Hu, Yelong Shen, Phillip Wallis, Zeyuan Allen-Zhu, Yuanzhi Li, Shean Wang, Lu Wang, and Weizhu Chen. 2021. Lora: Low-rank adaptation of large language models. *arXiv preprint arXiv:2106.09685* (2021).
- [29] Weihua Hu, Matthias Fey, Marinka Zitnik, Yuxiao Dong, Hongyu Ren, Bowen Liu, Michele Catasta, and Jure Leskovec. 2020. Open graph benchmark: Datasets for machine learning on graphs. *Advances in neural information processing systems* 33 (2020), 22118–22133.
- [30] Yang Hu, Haoxuan You, Zhecan Wang, Zhicheng Wang, Erjin Zhou, and Yue Gao. 2021. Graph-mlp: Node classification without message passing in graph. *arXiv preprint arXiv:2106.04051* (2021).
- [31] Jin Huang, Xingjian Zhang, Qiaozhu Mei, and Jiaqi Ma. 2023. Can llms effectively leverage graph structural information: when and why. *arXiv preprint arXiv:2309.16595* (2023).
- [32] Qian Huang, Hongyu Ren, Peng Chen, Gregor Kržmanc, Daniel Zeng, Percy S Liang, and Jure Leskovec. 2024. Prodigy: Enabling in-context learning over graphs. *Advances in Neural Information Processing Systems* 36 (2024).
- [33] Jinhao Jiang, Kun Zhou, Zican Dong, Keming Ye, Wayne Xin Zhao, and Ji-Rong Wen. 2023. Structgpt: A general framework for large language model to reason over structured data. *arXiv preprint arXiv:2305.09645* (2023).
- [34] Wei Jin, Yao Ma, Xiaorui Liu, Xianfeng Tang, Suhang Wang, and Jiliang Tang. 2020. Graph structure learning for robust graph neural networks. In *Proceedings of the 26th ACM SIGKDD international conference on knowledge discovery & data mining*. 66–74.
- [35] Zixuan Ke, Yijia Shao, Haowei Lin, Tatsuya Konishi, Gyuhak Kim, and Bing Liu. 2023. Continual pre-training of language models. *arXiv preprint arXiv:2302.03241* (2023).
- [36] Jiho Kim, Yeonsu Kwon, Yohan Jo, and Edward Choi. 2023. Kg-gpt: A general framework for reasoning on knowledge graphs using large language models. *arXiv preprint arXiv:2310.11220* (2023).
- [37] Thomas N Kipf and Max Welling. 2016. Semi-supervised classification with graph convolutional networks. *arXiv preprint arXiv:1609.02907* (2016).
- [38] Yuhua Li, Peisong Wang, Zhixun Li, Jeffrey Xu Yu, and Jia Li. 2024. Zerog: Investigating cross-dataset zero-shot transferability in graphs. In *Proceedings of the 30th ACM SIGKDD Conference on Knowledge Discovery and Data Mining*. 1725–1735.
- [39] Yuhua Li, Peisong Wang, Xiao Zhu, Aochuan Chen, Haiyun Jiang, Deng Cai, Victor Wai Kin Chan, and Jia Li. 2024. Glbench: A comprehensive benchmark for graph with large language models. *arXiv preprint arXiv:2407.07457* (2024).
- [40] Aixun Liu, Bei Feng, Bing Xue, Bingxuan Wang, Bochao Wu, Chengda Lu, Chenggang Zhao, Chengqi Deng, Chenyu Zhang, Chong Ruan, et al. 2024. Deepseek-v3 technical report. *arXiv preprint arXiv:2412.19437* (2024).
- [41] Hao Liu, Jiarui Feng, Lecheng Kong, Ningyue Liang, Dacheng Tao, Yixin Chen, and Muhan Zhang. 2023. One for all: Towards training one graph model for all classification tasks. *arXiv preprint arXiv:2310.00149* (2023).
- [42] Zemin Liu, Xingtong Yu, Yuan Fang, and Xinming Zhang. 2023. Graphprompt: Unifying pre-training and downstream tasks for graph neural networks. In *Proceedings of the ACM Web Conference 2023*. 417–428.
- [43] Donald Loveland, Jiong Zhu, Mark Heimann, Benjamin Fish, Michael T Schaub, and Danaï Koutra. 2024. On performance discrepancies across local homophily levels in graph neural networks. In *Learning on Graphs Conference*. PMLR, 6–1.
- [44] Yuankai Luo, Lei Shi, and Xiao-Ming Wu. 2024. Classic GNNs are Strong Baselines: Reassessing GNNs for Node Classification. *arXiv preprint arXiv:2406.08993* (2024).
- [45] Andrew Kachites McCallum, Kamal Nigam, Jason Rennie, and Kristie Seymore. 2000. Automating the construction of internet portals with machine learning. *Information Retrieval* 3 (2000), 127–163.
- [46] Tomas Mikolov, Ilya Sutskever, Kai Chen, Greg S Corrado, and Jeff Dean. 2013. Distributed representations of words and phrases and their compositionality. *Advances in neural information processing systems* 26 (2013).
- [47] Long Ouyang, Jeffrey Wu, Xu Jiang, Diogo Almeida, Carroll Wainwright, Pamela Mishkin, Chong Zhang, Sandhini Agarwal, Katarina Slama, Alex Ray, et al. 2022. Training language models to follow instructions with human feedback. *Advances in neural information processing systems* 35 (2022), 27730–27744.
- [48] Ethan Perez, Sam Ringer, Kamilė Lukošūtė, Karina Nguyen, Edwin Chen, Scott Heiner, Craig Pettit, Catherine Olsson, Sandipan Kundu, Saurav Kadavath, et al. 2022. Discovering language model behaviors with model-written evaluations.

- arXiv preprint arXiv:2212.09251* (2022).
- [49] Bryan Perozzi, Bahare Fatemi, Dustin Zelle, Anton Tsitsulin, Mehran Kazemi, Rami Al-Rfou, and Jonathan Halcrow. 2024. Let your graph do the talking: Encoding structured data for llms. *arXiv preprint arXiv:2402.05862* (2024).
- [50] Colin Raffel, Noam Shazeer, Adam Roberts, Katherine Lee, Sharan Narang, Michael Matena, Yanqi Zhou, Wei Li, and Peter J Liu. 2020. Exploring the limits of transfer learning with a unified text-to-text transformer. *Journal of machine learning research* 21, 140 (2020), 1–67.
- [51] Yide Ran, Zhaozhuo Xu, Yuhang Yao, Zijian Hu, Shanshan Han, Han Jin, Alay Dilipbhai Shah, Jipeng Zhang, Dimitris Stripelis, Tong Zhang, et al. 2024. Alopex: A Computational Framework for Enabling On-Device Function Calls with LLMs. *arXiv preprint arXiv:2411.05209* (2024).
- [52] Jeff Rasley, Samyam Rajbhandari, Olatunji Ruwase, and Yuxiong He. 2020. DeepSpeed: System optimizations enable training deep learning models with over 100 billion parameters. In *Proceedings of the 26th ACM SIGKDD International Conference on Knowledge Discovery & Data Mining*. 3505–3506.
- [53] N Reimers. 2019. Sentence-BERT: Sentence Embeddings using Siamese BERT-Networks. *arXiv preprint arXiv:1908.10084* (2019).
- [54] Victor Sanh, Albert Webson, Colin Raffel, Stephen H Bach, Lintang Sutawika, Zaid Alyafeai, Antoine Chaffin, Arnaud Stiegler, Teven Le Scao, Arun Raja, et al. 2021. Multitask prompted training enables zero-shot task generalization. *arXiv preprint arXiv:2110.08207* (2021).
- [55] Prithviraj Sen, Galileo Namata, Mustafa Bilgic, Lise Getoor, Brian Galligher, and Tina Eliassi-Rad. 2008. Collective classification in network data. *AI magazine* 29, 3 (2008), 93–93.
- [56] Xiangguo Sun, Hong Cheng, Jia Li, Bo Liu, and Jihong Guan. 2023. All in one: Multi-task prompting for graph neural networks. In *Proceedings of the 29th ACM SIGKDD Conference on Knowledge Discovery and Data Mining*. 2120–2131.
- [57] Yuanfu Sun, Zhengnan Ma, Yi Fang, Jing Ma, and Qiaoyu Tan. 2025. GraphICL: Unlocking Graph Learning Potential in LLMs through Structured Prompt Design. *arXiv preprint arXiv:2501.15755* (2025).
- [58] Jiabin Tang, Yuhao Yang, Wei Wei, Lei Shi, Lixin Su, Suqi Cheng, Dawei Yin, and Chao Huang. 2024. Graphgpt: Graph instruction tuning for large language models. In *Proceedings of the 47th International ACM SIGIR Conference on Research and Development in Information Retrieval*. 491–500.
- [59] Jianheng Tang, Qifan Zhang, Yuhua Li, and Jia Li. 2024. Grapharena: Benchmarking large language models on graph computational problems. *arXiv preprint arXiv:2407.00379* (2024).
- [60] Hugo Touvron, Thibaut Lavril, Gautier Izacard, Xavier Martinet, Marie-Anne Lachaux, Timothée Lacroix, Baptiste Rozière, Naman Goyal, Eric Hambro, Faisal Azhar, et al. 2023. Llama: Open and efficient foundation language models. *arXiv preprint arXiv:2302.13971* (2023).
- [61] Guido M Van de Ven and Andreas S Tolias. 2019. Three scenarios for continual learning. *arXiv preprint arXiv:1904.07734* (2019).
- [62] Petar Veličković, Guillem Cucurull, Arantxa Casanova, Adriana Romero, Pietro Lio, and Yoshua Bengio. 2017. Graph attention networks. *arXiv preprint arXiv:1710.10903* (2017).
- [63] Petar Veličković, William L Hamilton, Pietro Liò, Yoshua Bengio, and R Devon Hjelm. 2019. Deep graph infomax. *ICLR (Poster)* 2, 3 (2019), 4.
- [64] Heng Wang, Shangbin Feng, Tianxing He, Zhaoxuan Tan, Xiaochuang Han, and Yulia Tsvetkov. 2024. Can language models solve graph problems in natural language? *Advances in Neural Information Processing Systems* 36 (2024).
- [65] Jianing Wang, Junda Wu, Yupeng Hou, Yao Liu, Ming Gao, and Julian McAuley. 2024. InstructGraph: Boosting Large Language Models via Graph-centric Instruction Tuning and Preference Alignment. *arXiv preprint arXiv:2402.08785* (2024).
- [66] Liang Wang, Nan Yang, Xiaolong Huang, Binxing Jiao, Linjun Yang, Daxin Jiang, Rangan Majumder, and Furu Wei. 2022. Text embeddings by weakly-supervised contrastive pre-training. *arXiv preprint arXiv:2212.03533* (2022).
- [67] Liyuan Wang, Xingxing Zhang, Hang Su, and Jun Zhu. 2024. A comprehensive survey of continual learning: Theory, method and application. *IEEE Transactions on Pattern Analysis and Machine Intelligence* (2024).
- [68] Jason Wei, Xuezhi Wang, Dale Schuurmans, Maarten Bosma, Fei Xia, Ed Chi, Quoc V Le, Denny Zhou, et al. 2022. Chain-of-thought prompting elicits reasoning in large language models. *Advances in neural information processing systems* 35 (2022), 24824–24837.
- [69] Xixi Wu, Yifei Shen, Fangzhou Ge, Caihua Shan, Yizhu Jiao, Xiangguo Sun, and Hong Cheng. 2025. A Comprehensive Analysis on LLM-based Node Classification Algorithms. *arXiv preprint arXiv:2502.00829* (2025).
- [70] Lianghao Xia and Chao Huang. 2024. Anygraph: Graph foundation model in the wild. (2024).
- [71] Lianghao Xia, Ben Kao, and Chao Huang. 2024. Opengraph: Towards open graph foundation models. *arXiv preprint arXiv:2403.01121* (2024).
- [72] Keyulu Xu, Weihua Hu, Jure Leskovec, and Stefanie Jegelka. 2018. How powerful are graph neural networks? *arXiv preprint arXiv:1810.00826* (2018).
- [73] Hao Yan, Chaozhuo Li, Ruosong Long, Chao Yan, Jianan Zhao, Wenwen Zhuang, Jun Yin, Peiyan Zhang, Weihao Han, Hao Sun, et al. 2023. A comprehensive study on text-attributed graphs: Benchmarking and rethinking. *Advances in Neural Information Processing Systems* 36 (2023), 17238–17264.
- [74] Z Yang. 2019. XLNet: Generalized Autoregressive Pretraining for Language Understanding. *arXiv preprint arXiv:1906.08237* (2019).
- [75] Ruosong Ye, Caiqi Zhang, Runhui Wang, Shuyuan Xu, Yongfeng Zhang, et al. 2023. Natural language is all a graph needs. *arXiv preprint arXiv:2308.07134* 4, 5 (2023), 7.
- [76] Çağatay Yıldız, Nishaanth Kanna Ravichandran, Prishruiti Punia, Matthias Bethge, and Beyza Ermis. 2024. Investigating continual pretraining in large language models: Insights and implications. *arXiv preprint arXiv:2402.17400* (2024).
- [77] Chengxuan Ying, Tianle Cai, Shengjie Luo, Shuxin Zheng, Guolin Ke, Di He, Yanming Shen, and Tie-Yan Liu. 2021. Do transformers really perform badly for graph representation? *Advances in neural information processing systems* 34 (2021), 28877–28888.
- [78] Yuning You, Tianlong Chen, Yongduo Sui, Ting Chen, Zhangyang Wang, and Yang Shen. 2020. Graph contrastive learning with augmentations. *Advances in neural information processing systems* 33 (2020), 5812–5823.
- [79] Xingtong Yu, Yuan Fang, Zemin Liu, Yuxia Wu, Zhihao Wen, Jianyuan Bo, Xinming Zhang, and Steven CH Hoi. 2024. A Survey of Few-Shot Learning on Graphs: from Meta-Learning to Pre-Training and Prompt Learning. *arXiv preprint arXiv:2402.01440* (2024).
- [80] Jiawei Zhang. 2023. Graph-toolformer: To empower llms with graph reasoning ability via prompt augmented by chatgpt. *arXiv preprint arXiv:2304.11116* (2023).
- [81] Jiong Zhang, Wei-Cheng Chang, Hsiang-Fu Yu, and Inderjit Dhillon. 2021. Fast multi-resolution transformer fine-tuning for extreme multi-label text classification. *Advances in Neural Information Processing Systems* 34 (2021), 7267–7280.
- [82] Jiawei Zhang, Haopeng Zhang, Congying Xia, and Li Sun. 2020. Graph-bert: Only attention is needed for learning graph representations. *arXiv preprint arXiv:2001.05140* (2020).
- [83] Yizhuo Zhang, Heng Wang, Shangbin Feng, Zhaoxuan Tan, Xiaochuang Han, Tianxing He, and Yulia Tsvetkov. 2024. Can LLM Graph Reasoning Generalize beyond Pattern Memorization? *arXiv preprint arXiv:2406.15992* (2024).
- [84] Zeyang Zhang, Xin Wang, Ziwei Zhang, Haoyang Li, Yijian Qin, and Wenwu Zhu. 2024. LLM4DyG: can large language models solve spatial-temporal problems on dynamic graphs?. In *Proceedings of the 30th ACM SIGKDD Conference on Knowledge Discovery and Data Mining*. 4350–4361.
- [85] Huanjing Zhao, Beining Yang, Yukuo Cen, Junyu Ren, Chenhui Zhang, Yuxiao Dong, Evgeny Kharlamov, Shu Zhao, and Jie Tang. 2024. Pre-training and prompting for few-shot node classification on text-attributed graphs. In *Proceedings of the 30th ACM SIGKDD Conference on Knowledge Discovery and Data Mining*. 4467–4478.
- [86] Jianan Zhao, Le Zhuo, Yikang Shen, Meng Qu, Kai Liu, Michael Bronstein, Zhaocheng Zhu, and Jian Tang. 2023. GraphText: Graph reasoning in text space. *arXiv preprint arXiv:2310.01089* (2023).
- [87] Chenyi Zi, Haihong Zhao, Xiangguo Sun, Yiqing Lin, Hong Cheng, and Jia Li. 2024. ProG: A Graph Prompt Learning Benchmark. *The Thirty-Eighth Advances in Neural Information Processing Systems (NeurIPS 2024)* (2024).

A MORE ABOUT OUR BENCHMARKING

A.1 Comparison between our benchmark and existing works

In Table 7, we summarize the key differences between our benchmarking study and other papers. **Comprehensive Baselines** refers to whether the baseline models cover a wide range of model types. In our paper, we include GNNs, Graph SSL models, Graph Transformers, Foundational Graph Prompt Models, and LLMs with Graph Projectors. **Comprehensive Settings** examines the performance of models across various scenarios, such as vanilla fine-tuning, few-shot learning, and zero-shot learning. **Diverse LLMs** highlights the use of multiple LLMs for comparison, such as Llama, GPT, and Qwen. **LLM Tuning** indicates whether the paper fine-tunes the LLMs or simply uses the original models as they are. Lastly, **Transferability Study** explores whether the paper investigates the cross-task or cross-domain transfer capabilities of the models.

A.2 Scope of this paper

This paper focuses on evaluating the performance of LLMs on graph tasks. Instead of covering a wide range of tasks, it emphasizes depth over breadth by concentrating on the two most common graph tasks: node classification and link prediction. Tasks such as graph classification, node degree counting, graph cycle detection, and shortest path computation are not included in the scope. The study goes beyond simply applying pre-trained LLMs for reasoning. It incorporates instruction tuning and investigates the performance of LLMs under fine-tuning, few-shot, and zero-shot settings, as well as their transferability across tasks. The goal is to provide insights and guidance for future applications of LLMs in the graph domain.

B RELATED WORKS

In this section, we review the existing literature on the application of LLMs and related techniques in graph tasks. We highlight two primary categories: the use of LLMs for graph reasoning and their integration with traditional graph models to enhance performance.

B.1 Large Language Models for Graph Reasoning

Recent studies suggest that LLMs have the potential to solve graph reasoning tasks by understanding graph structures [20, 59]. NL-Graph [64] indicates that LLMs can track paths within graphs, enabling them to solve tasks such as node connectivity and shortest path detection. Moreover, [14] suggests that LLMs understand graph pattern concepts, which are fundamental to graph structure mining and learning. Additionally, fine-tuning further enhances the LLMs' reasoning ability in graph tasks [15]. [83] suggest that LLMs can transfer their understanding of substructures through fine-tuning on graphs with different node features. Besides, GraphWiz [5] indicates that LLMs learn path reasoning across various tasks and datasets. These findings highlight that LLMs can be effectively tuned to improve their comprehension of graph structures.

B.2 Language Model Aided Graph Models

With the advancement of language models, their presence in graph-related tasks has become increasingly prominent. Their natural

strengths in language processing and intrinsic reasoning make them particularly valuable, especially in test attribute graph (TAG) tasks. Broadly, the role of language models in graph learning can be categorized into two main approaches: language models as enhancers and large language models as predictors [8].

B.2.1 Language models as enhancers. Language models serve as enhancers by assisting graph models in representation learning and knowledge integration. Pre-trained language models (PLMs) like BERT [16], DeBERTa [23], and XLNet [74] are commonly used to transform raw textual descriptions into embeddings, improving graph models' ability to capture node semantics. For instance, OFA [41] encodes text descriptions of nodes and edges into fixed-length vectors, unifying graph data from different domains and enabling strong performance in supervised, few-shot, and zero-shot settings. Similarly, GraphAlign [26], BooG [11], and ZeroG [38] utilize PLMs to embed textual node features, ensuring feature consistency across diverse datasets during pre-training.

Beyond embedding textual features, large language models (LLMs) contribute to graph representation enrichment. TAPE [24] generates textual explanations for model predictions, which are then transformed into additional node features, enhancing GNN-based learning. On the other hand, LLMGNN [10] uses LLMs to annotate a subset of nodes with high quality labels, which are then leveraged by GNNs to predict the remaining unlabeled nodes. This method effectively combines LLMs' semantic reasoning with the structured learning power of GNNs.

B.2.2 Large language models as predictors. LLMs can serve as direct predictors for graph-related tasks such as node classification and link prediction. Instruction tuning is a widely used technique to enhance LLMs' predictive accuracy [47, 54], helping them better interpret graph structures through task-specific prompts. For instance, InstructGLM [75] employs multi-prompt tuning to integrate multi-hop structural information, improving its ability to capture complex relationships. GraphGPT [58] follows a dual-stage approach: first, it aligns structural information with language tokens via self-supervised graph matching, and second, it fine-tunes the model on task-specific instructions, leading to more accurate predictions.

Beyond standalone LLMs, hybrid models combine them with GNNs or graph transformers to better leverage graph structure. UniGraph [25] enhances zero-shot learning by aligning textual instructions with category labels while incorporating GNNs for structural learning. GraphLLM [4] combines LLM with graph transformer to enrich LLM attention layers with structural and semantic information, enabling more effective graph reasoning. In contrast, LLaGA [6] avoids full LLM tuning and instead fine-tunes a lightweight graph projector, reducing computational cost while maintaining strong predictive performance. These approaches highlight the evolving role of LLMs in graph learning, demonstrating their flexibility in both direct prediction and hybrid architectures.

C DATASETS

We summarize the details of used datasets in Table 8. We convert all graphs into undirected graphs and remove self-loops.

Table 7: Comparison between our benchmark and existing works

Model	Node Classification	Link Prediction	Comprehensive Baselines	Comprehensive Settings	Diverse LLMs	LLM Tuning	Transferability Study
InstructGLM [75]	✓	✗	✗	✗	✗	✓	✗
LLaGA [6]	✓	✓	✗	✗	✓	✗	✓
InstructGraph [65]	✓	✓	✗	✗	✓	✓	✗
NLGraph [64]	✗	✗	✗	✓	✗	✗	✗
Talk Like a Graph [20]	✓	✗	✗	✓	✗	✗	✗
All in One [56]	✓	✓	✓	✓	✗	✗	✓
OFA [41]	✓	✓	✓	✓	✗	✗	✓
GraphGPT [58]	✓	✓	✗	✗	✓	✓	✓
Ours	✓	✓	✓	✓	✓	✓	✓

Table 8: Datasets

Dataset	Domain	Task	#Graph	#Node	#Edge	#Classes	Metrics	Default feature
Cora	citation	Node, Link	1	2,708	5,429	7	Accuracy	Bag-of-Words [64]
Pubmed	citation	Node, Link	1	19,717	44,338	3	Accuracy	TF-IDF
OGBN-Arxiv	citation	Node, Link	1	169,343	1,166,243	40	Accuracy	Skip-gram [46]
OGBN-Products	e-commerce	Node, Link	1	2,449,029	61,859,140	47	Accuracy	Bag-of-Words

For Cora, PubMed, and OGBN-Arxiv, each node represents a paper and the edges denote co-citations. For OGBN-Products, nodes represent Amazon products and edges act as co-purchases. Due to the large size of OGBN-Products, we use Cluster-GCN [12] to process it in smaller partitions. The structural information and label information of these datasets can be achieved from Pyg, and we will release the codes for raw feature processing. Below is some relevant information about each datasets:

- **Cora** [45]. Cora has seven categories: ["Rule Learning", "Neural Networks", "Case Based", "Genetic Algorithms", "Theory", "Reinforcement Learning", "Probabilistic Methods"]. The raw text attributes can be obtained from <https://people.cs.umass.edu/mccallum/data.html>
- **PubMed** [55]. PubMed has three categories: ["Diabetes Mellitus, Experimental", "Diabetes Mellitus Type 1", "Diabetes Mellitus Type 2"]. The raw text attributes can be obtained from TAPE [24] (<https://github.com/XiaoxinHe/TAPE>)
- **OGBN-Arxiv and OGBN-Products** [29]. OGB benchmark provides these two datasets. For OGBN-Arxiv, the raw text attributes can be downloaded from https://snap.stanford.edu/ogb/data/misc/ogbn_arxiv/titleabs.tsv.gz. For OGBN-Products, the raw text attributes can be downloaded from <http://manikvarma.org/downloads/XC/XMLRepository.html>.

Data Split. For node-level tasks, we use the standard train/validation/test splits [29]: 6:2:2 for both Pubmed and Cora, 6:2:3 for the OGBN-Arxiv dataset, and 8:2:90 for OGBN-Products. For link prediction, we randomly sample node pairs from the training nodes for training and from the testing nodes for evaluation. The size of the edge-level training set matches that of the node-level training set.

D IMPACTS OF DIFFERENT NODE FEATURE EMBEDDING METHODS

Node features play a crucial role in node classification and link prediction tasks. For LLMs, raw text attributes are directly used as node features, while datasets like Cora, PubMed, Arxiv, and Products provide default preprocessed features generated through feature embedding methods (as shown in Table 8). This raises an important question: **is it fair to compare baseline models using default features with LLMs that rely on raw text attributes?**

To address this, we embedded the raw text attributes using various pre-trained LLMs and fed these embeddings into GraphSAGE for node classification tasks. The results are summarized in Table 9. Specifically, all-MiniLM-L6-v2 is the latest Sentence-BERT model, and text-embedding-ada-002 is the latest embedding model from OpenAI.

From the results, we observe no significant accuracy improvements when using pre-trained LLM embeddings over the default node features. In some datasets, LLM-based embeddings perform better, while in others, default node features yield stronger results. Therefore, we believe that using the default node features provided by corresponding datasets is a reasonable and fair.

Table 9: Impacts of different node feature embedding methods. Task: node classification. Model: GraphSAGE

Embedding Methods	Cora	PubMed	Arxiv	Products
default	89.67	89.02	71.35	82.89
all-MiniLM-L6-v2 [53]	89.88	89.91	72.03	81.82
t5-small [50]	86.71	87.78	70.28	79.64
e5-base [66]	88.10	87.12	71.52	80.33
text-embedding-ada-002	89.30	89.72	72.20	82.45

E DETAILED EXPERIMENTAL SETTINGS

E.1 Computation Environment

In this paper, all the experiments were conducted on one single server with 4 80G Nvidia A100 GPUs.

E.2 Model Settings

- **GCN & GraphSAGE**

```
num_layers=3, hidden_channels=256, dropout=0.5,
norm='batchnorm', activation='relu',
optimizer=torch.optim.AdamW, lr=0.005,
weight_decay=1e-4,
scheduler=torch.optim.lr_scheduler.StepLR,
step_size=20, gamma=0.5,
patience=20, min_delta=1e-3, epochs=8000
```

- **GAT**

```
num_layers=3, hidden_channels=256, dropout=0.5,
heads=2,
norm='batchnorm', activation='relu',
optimizer=torch.optim.AdamW, lr=0.005,
weight_decay=1e-4,
scheduler=torch.optim.lr_scheduler.StepLR,
step_size=20, gamma=0.5,
patience=20, min_delta=1e-3, epochs=8000
```

- **MixHop**

```
num_layers=2, hidden_channels=256, powers=[
[0,1,2], [0,1] ], dropout=0.6,
add_self_loops=True, activation='relu',
aggregation='mixhop',
optimizer=torch.optim.AdamW, lr=0.005,
weight_decay=1e-4,
scheduler=torch.optim.lr_scheduler.StepLR,
step_size=20, gamma=0.5,
early_stopping=dict(patience=20, min_delta=1e-3),
max_epochs=8000, log_interval=10
```

- **GraphCL**

```
Graph Encoder:
-Backbone: GCN, -Hidden Channels: 128, -
Activation: ReLU, -Optimizer: Adam, -lr
=0.01, -Epochs: 100
Data Augmentations:
-Feature Masking: mask_rate=0.3, -Edge
Perturbation: perturb_rate=0.1
Contrastive Loss:
-Normalization: L2 (dim=1), -Temperature: 0.5
Linear Classifier:
-Input Features: 128, -Optimizer: Adam, -lr
=0.01, -Epochs: 50 (supervised training)
```

- **GraphMAE**

Graph Encoder:

```
-Backbone: GCN, -Hidden Channels: 256, -
Activation: ReLU, -Optimizer: Adam, -lr
=0.01, -Epochs: 200
```

Data Augmentations:

```
-Feature Masking: mask_ratio=0.5 (encoder-
level), -Random Masking: mask_rate=0.3 (
training-level)
```

Reconstruction Loss:

```
-Loss Function: MSE Loss, -Reconstruction
Target: Masked node features
```

Linear Classifier:

```
-Input Features: 256, -Optimizer: Adam, -lr
=0.01, -Epochs: 100 (supervised training)
```

- **Graphormer** We follow the hyper-parameter settings in the original paper [77].

- **Prodigy** We follow the hyper-parameter settings in the original paper [32].

- **OFA** We follow the hyper-parameter settings in the original paper [41].

- **GIANT & TAPE**

```
gnn_type='GraphSAGE', num_layers= [2, 3, 4],
hidden_channels= [128, 256],
optimizer=torch.optim.Adam, lr=0.001, weight_decay
=0, dropout= [0.3, 0.5, 0.6]
```

- **All in one & GPF-plus & GraphPrompt**

```
gnn_type='GCN', num_layers=2, hidden_channels=128,
JK='last',
prompt_type=['All in one', 'GPF-plus', '
GraphPrompt'],
optimizer=torch.optim.Adam, lr=0.001, weight_decay
=0, dropout=0.5,
epochs=800, batch_size=128, shot_num=5,
```

For detailed prompt designs, we follow the original papers [56], [18], and [42].

- **ZeroG** We follow the hyper-parameter settings in the original paper [38].

- **LLaGA** We follow the hyper-parameter settings in the original paper [6].

- **Llama3B & Llama8B**

LLM Configuration:

```
-Base Model: [meta-llama/Llama-3.2-3B-Instruct,
meta-llama/Llama-3.1-8B-Instruct],
-Use LoRA: true, -Max Sequence Length: 1024, -
Model Precision: bfloat16
```

LoRA Configuration:

```
-LoRA Rank (r): 16, -LoRA Alpha: 32, -LoRA
Dropout: 0.05,
-Target Modules: [o_proj, gate_proj, down_proj,
up_proj]
```

Training Configuration:

```

-Optimizer: adamw_torch, -Learning Rate: 4e-4,
  -Train Batch Size: 2 x 12 (per_device x
    grad_accum),
-Total Epochs: 1, -Gradient Accu Steps: 12, -
  Pad Token ID: -100 (IGNORE_INDEX)
DeepSpeed Optimization:
  -Zero Stage: 2, -Offload Strategy: [-Optimizer
    -> CPU (pinned) ,-Activation
    Checkpointing: true],
  -Pipeline Parallel: [-Enabled: true, -Micro
    Batch Size: 1]
Data Processing:
  -Data Sources: [Cora, PubMed, Arxiv, Products],
  -Input Format: System Prompt + User Query
    + Answer,
  -Data Limits: [-Product/node: max 3,000
    samples, -Product/link: max 2,000 samples
    ],
  -Preprocessing Workers: 20,
  -Cora & PubMed & Arxiv: [-Max 1-hop neighbors:
    20, -Max 2-hop neighbors: 5],
  -Products: [-Max 1-hop neighbors: 30, -Max 2-
    hop neighbors: 10]

```

F BASELINE MODELS

In this paper, we evaluate multiple baseline models and provide detailed descriptions of their implementations as follows. These models were applied to a consistently preprocessed version of the datasets to ensure fair comparisons and produce the experimental results presented in this study.

- (1) **GNNs:** For GCN, GraphSAGE, GAT, and Mixhop, we follow the models on OGB Leaderboards (https://ogb.stanford.edu/docs/leader_nodeprop/). Specifically, the three models are all from [44], and the codes can be obtained from <https://github.com/LUOyk1999/tunedGNN>.
- (2) **Graph SSL Models:** We choose GraphCL and GraphMAE in this categories. GraphCL employs contrastive learning by distinguishing augmented views of the same graph from others, while GraphMAE uses masked autoencoding, reconstructing masked graph components to learn node representations without requiring augmented views. For GraphCL, we follow the implementation from <https://github.com/Shen-Lab/GraphCL>. For GraphMAE, we follow the implementation from <https://github.com/THUDM/GraphMAE>.
- (3) **Graph Transformers:** We use Graphormer in this categories. Graphormer is a transformer-based model designed specifically to handle graph-structured data, enabling efficient processing and analysis of complex relational information. The implementation is from <https://github.com/microsoft/Graphormer>.
- (4) **Foundational Graph Prompt Models:** We use Prodigy, OFA, All in one, GPF-plus, GraphPrompt, and ZeroG in this categories.
 - Prodigy enables in-context learning over graphs by utilizing a novel prompt graph representation and a family of

in-context pretraining objectives, achieving superior performance on diverse downstream classification tasks without the need for retraining.

- OFA represents nodes and edges as human-readable text, mapping them from various domains into a unified space using LLMs. The framework then adapts to different tasks by embedding task-specific prompts within the input graph.
- All in one proposes a novel method to unify graph prompts and language prompts, enhancing the performance of various graph tasks through effective prompt design and meta-learning techniques.
- GPF-plus is an enhanced graph prompt tuning method that assigns independent learnable vectors to each node, offering great flexibility and expressiveness and consistently outperforming other methods in various experiments.
- GraphPrompt leverages a common task template based on subgraph similarity, enhanced with task-specific learnable prompts to improve performance across different tasks such as node and graph classification.
- ZeroG uses a language model to encode node features and class labels, incorporating prompt-based subgraph sampling and efficient fine-tuning techniques to tackle the challenges of cross-dataset zero-shot transferability in graph learning.

The implementations of Prodigy and OFA can be obtained from <https://github.com/snap-stanford/prodigy> and <https://github.com/LechengKong/OneForAll>, respectively. For All in one, GPF-plus, and GraphPrompt, we use the implementation from ProG [87] (Code: <https://github.com/sheldonresearch/ProG>). For ZeroG, we follow the implementation from <https://github.com/NineAbyss/ZeroG>.

- (5) **LM-Augmented Graph Learning Models:** GIANT conducts neighborhood prediction using XR-Transformers [81], resulting in an LLM that generates superior feature vectors for node classification compared to traditional bag-of-words and standard BERT embeddings. TAPE uses explanations from LLMs as features to enhance the performance of GNNs on text-attributed graphs, achieving state-of-the-art results on various benchmarks with significantly lower computation time. For GIANT and TAPE, we follow the implementation from <https://github.com/NineAbyss/GLBench>.
- (6) **LLM with Graph Projectors:** LLaGA is chosen for this category. The implementation is from <https://github.com/VITA-Group/LLaGA>.

G EXTENDED EXPERIMENTS

G.1 Robustness of LLMs

We aim to investigate the robustness of LLMs under two challenging conditions: missing edge information and decreasing graph homophily. Graph homophily refers to the tendency of similar nodes to connect. Our goal is to understand whether LLMs primarily rely on node similarity when performing graph reasoning and how reducing this similarity affects their performance.

Experiment Settings. We conduct experiments on the **Cora** and **ArXiv** datasets, designing two scenarios: **drop same** and **drop random**. The former examines how reducing node similarity affects

LLM performance, while the latter investigates the impact of simply reducing the number of edges.

- **Drop Same:** We randomly remove **0%, 20%, 40%, 60%, 80%, and 100%** of edges connecting nodes of the same class. This reduces node similarity, effectively lowering the homophily ratio [31, 43].
- **Drop Random:** We randomly remove edges but have to ensure that the number of dropped edges matches the corresponding "**drop same**" setting. For example, if 40% "drop same" results in 1,000 removed edges, then 40% "drop random" also removes 1,000 edges.

For LLMs, we use **DeepSeek V3** and **Llama3B**. As baselines, we include **GCN**, **GraphSAGE**, and **MixHop** [1] (which performs well on heterophilic graphs). All trainable models (GCN, GraphSAGE, MixHop, and Llama3B) are trained on graphs with varying levels of edge removal. Specifically, for each dataset (Cora and ArXiv), we train **twelve** models per method—six under "drop same" and six under "drop random", corresponding to the six drop percentages.

Results. We summarize the experimental results in Figure 5. As expected, accuracy declines across all models and datasets as the edge drop percentage increases. However, the impact of edge removal is not uniform. The "drop same" condition leads to a sharper decline compared to "drop random", suggesting that reducing node similarity (homophily) has a greater negative effect than simply removing edges at random.

Interestingly, DeepSeek V3 and tuned Llama3B show more resilience to homophily reduction compared to GCN, GraphCL, and even Mixhop, indicating that they rely less on node similarity for classification. Among them, tuned Llama3B stands out, not only preserving high accuracy despite edge removal but also showing the lowest dependency on node similarity. This highlights that instruction tuning significantly enhances the robustness of LLMs, making them more adaptable to structural perturbations.

Remark 6: Reducing homophily (via "drop same") has a more significant negative impact than randomly removing edges. LLMs, especially those after instruction tuning are more resilient to structural perturbations compared to GNNs like GCN, GraphSAGE, and even MixHop.

G.2 Comparison of Different LLMs on Node Classification

In Section 3, we provided a detailed summary of the performance of Llama3B, Llama8B, and Qwen-plus on the node classification task. This served as a foundation for understanding how different model sizes and architectures influence performance on graph-related problems. In this subsection, we expand our exploration by introducing additional large language models (LLMs) and examining diverse prompt formats.

Experiment Settings. We compare the performance of **Llama3B** [60], **Llama8B** [60], **Qwen-plus** [3], **Qwen-max** [3], **GPT-4o** [2], and **Deepseek V3** [40] on node classification tasks in the **ego scenario**, where no structural information about the target node is provided. The evaluation uses four distinct prompt formats: the original prompt, Chain of Thought (CoT) [45], Build A Graph (BAG)

Table 10: Comparison of different LLMs on node classification. The bolded parts are used to compare the effects of using structural information and instruction tuning. The background colors represent the top three values in each column, from dark to light.

Model	Prompt	Cora	PubMed	ArXiv	Products	Avg
Llama3B	original	24.72	63.20	23.10	40.80	37.96
	CoT	42.19	71.43	29.90	50.21	48.43
	BAG	15.68	35.32	2.00	30.00	20.67
	in-context few-shot	39.48	62.20	25.63	42.85	42.52
Llama8B	original	43.39	77.80	59.35	50.12	57.67
	CoT	53.51	81.80	53.24	47.41	58.99
	BAG	23.80	21.08	5.80	32.13	20.68
	in-context few-shot	51.29	80.13	54.60	52.20	59.41
Qwen-plus	original	52.32	80.74	70.20	64.24	66.88
	CoT	61.59	83.21	66.23	67.55	69.65
	BAG	57.62	85.11	64.90	64.82	68.11
	in-context few-shot	52.32	82.01	70.86	59.60	66.20
Qwen-max	original	58.60	89.53	68.08	69.33	71.39
	CoT	59.20	82.79	64.72	61.99	67.18
	BAG	57.61	88.28	67.33	66.33	69.89
	in-context few-shot	59.35	87.78	64.59	63.84	68.89
GPT-4o	original	52.63	82.32	71.32	67.92	68.55
	CoT	57.12	84.90	67.53	62.18	67.93
	BAG	53.73	85.11	66.92	63.36	67.28
	in-context few-shot	56.52	85.40	66.10	64.91	68.23
Deepseek V3	original	54.97	83.79	70.20	66.89	68.96
	CoT	59.60	85.29	62.91	65.56	68.34
	BAG	54.77	89.53	64.24	66.95	66.37
	in-context few-shot	58.28	85.54	63.58	62.25	67.41
Llama3B	1-hop w/o label	39.48	64.50	29.50	53.00	46.62
	2-hop w/o label	49.63	69.92	29.50	56.10	51.28
Llama8B	1-hop w/o label	58.35	73.07	61.85	59.85	63.28
	2-hop w/o label	62.84	83.29	68.33	59.60	68.52
Qwen-plus	1-hop w/o label	68.87	85.73	73.83	72.19	75.16
	2-hop w/o label	76.16	88.98	73.51	71.56	77.55
tuned Llama3B	ego	67.08	89.28	66.58	65.59	72.13
	1-hop w/o label	82.04	90.02	71.32	73.07	79.11
	2-hop w/o label	85.04	91.52	72.82	77.89	81.82
tuned Llama8B	ego	77.31	92.36	70.12	73.74	78.38
	1-hop w/o label	84.54	93.90	74.33	80.33	83.28
	2-hop w/o label	89.67	95.22	76.01	84.51	86.35

[64], and in-context few-shot. Below, we provide a brief overview of each prompt format:

- **Original Prompt:** This prompt is identical to the one used in Section 3. It provides the basic context and query format for node classification tasks. Specific examples can be found in Table 11.
- **CoT:** Based on the original prompt, this format appends the instruction "*Let's think step by step*" to encourage the model to output a structured reasoning process in a step-by-step manner.
- **BAG:** Building upon the original prompt, this format adds the instruction "*Let's construct a graph with the nodes and edges first*". This is designed to guide the model toward constructing an implicit graph representation before reasoning about the classification task.
- **In-Context Few-Shot:** This format supplements the original prompt with three concrete question-answer examples. These

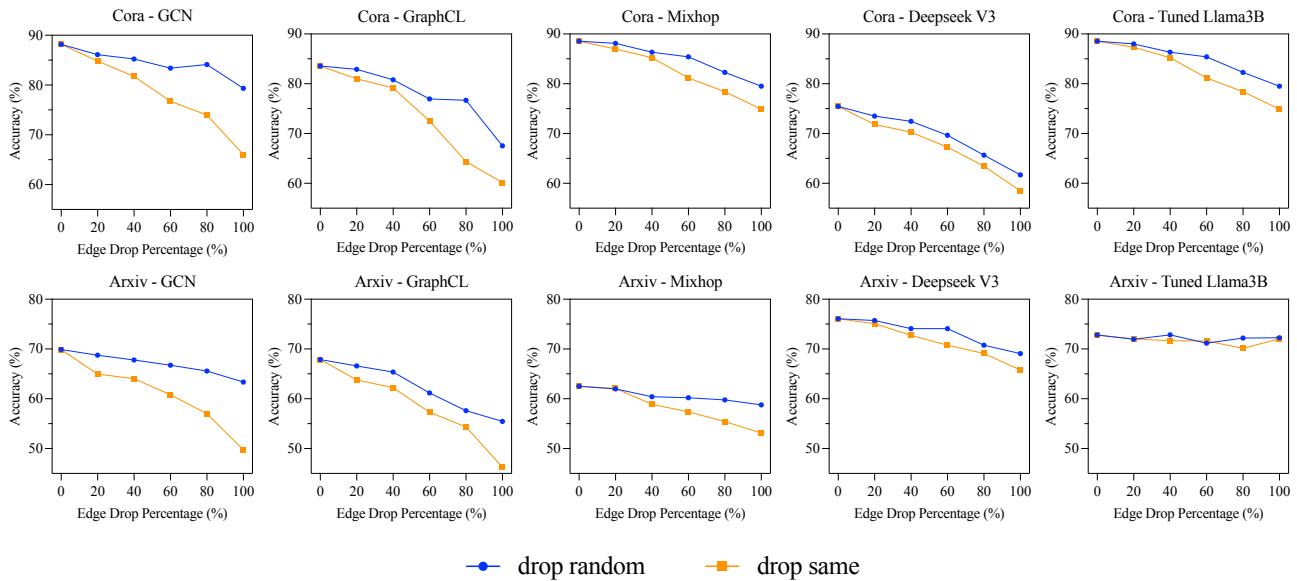


Figure 5: Robustness of LLMs

examples aim to provide additional context and demonstrate how similar tasks should be handled.

Results. We summarize the results in Table 10. The overall trend suggests that larger models tend to perform better. For instance, Llama8B consistently outperforms Llama3B, and Qwen-max generally achieves higher accuracy than Qwen-plus.

Across most models, CoT improves performance over the original prompt in Cora and PubMed, particularly for smaller models like Llama3B and Llama8B. This suggests that breaking down the reasoning process helps the model make better predictions. However, on ArXiv and Products, CoT leads to performance degradation. One possible reason is that small-class datasets (like Cora and PubMed) have clear category boundaries, making structured reasoning effective. In contrast, large-class datasets (like ArXiv and Products) have high inter-class similarity, increasing ambiguity. In such cases, CoT may introduce erroneous reasoning steps by misassociating nodes with semantically similar classes.

BAG results in significant accuracy drops for smaller models (e.g. Llama3B and Llama8B), while larger models show more stability but still do not outperform CoT or in-context few-shot. This could be due to the additional reasoning complexity introduced by BAG. Smaller models may struggle with multi-step inference and instead rely on more direct input-output mappings. Constructing a graph before classification might exceed their reasoning capacity, leading to performance declines.

In-context few-shot prompting improves results on Cora and PubMed but underperforms on ArXiv and Products. Due to token limitations, only three example categories are included in the few-shot prompt. This coverage is insufficient for datasets with a large number of classes, making it difficult for the model to generalize to unseen categories.

Finally, incorporating structural information is more effective than using CoT, BAG, or in-context few-shot prompting for improving LLM performance. The greatest improvement comes from instruction tuning, as even smaller models with proper tuning can significantly outperform larger untuned models. However, the trade-off is the higher computational cost and longer training time required for instruction tuning.

Remark 7: Larger models generally outperform smaller models in node classification tasks. CoT and in-context few-shot prompting significantly improve performance on small-class datasets, but may backfire on large-class datasets due to category ambiguity and token limitations. BAG imposes a heavy burden on smaller models, leading to noticeable performance drops. Instruction tuning combined with structural information yields the best results, though it requires careful consideration of computational costs.

H PROMPT FORMATS

H.1 Prompt Formats for Node Classification

As discussed in Section 3.1, there are five different prompt formats in node classification. We list them in Table 11 and describe them in detail.

H.2 Prompt Formats for Link Prediction

In Section 3.1, we design nine different prompt formats for link prediction, which are used for both instruction tuning and testing. These formats include:

- (1) **1-hop:** The task is to determine if there is an edge between target node1 and target node2. The prompt provides the 1-hop neighbors and their descriptions for both nodes.
- (2) **2-hop:** Similar to the 1-hop prompt but includes 2-hop neighbors and their descriptions for both target nodes.

- (3) **1-hop node judge**: Determine whether a specific node is a 1-hop neighbor of the target node.
- (4) **2-hop node judge**: Determine whether a specific node is a 2-hop neighbor of the target node.
- (5) **3-hop node judge**: Determine whether a specific node is a 3-hop neighbor of the target node.
- (6) **Middle node connection**: Determine if target node1 and target node2 are connected via a middle node.
- (7) **1-hop node fill-in**: Given the 1-hop neighbors of a target node, identify an additional node that is also a 1-hop neighbor.
- (8) **1-hop node selection**: Choose the correct 1-hop neighbor of the target node from four options (A, B, C, D).
- (9) **2-hop node selection**: Choose the correct 2-hop neighbor of the target node from four options (A, B, C, D).

To ensure the reasoning is non-trivial, target node1 and target node2 must not appear in each other's 1-hop or 2-hop neighborhoods. Table 12 provides a detailed description of these nine prompt formats.

H.3 Prompt Formats for Pure Graph Structure

In Section 5.4, we propose removing all node attributes and keeping only node IDs to focus solely on the structural reasoning capabilities of LLMs. We refer to these graph prompts as “prompts for pure graph structure”. In Table 13, we use the **1-hop w/o label** prompts for node classification and **1-hop** prompts for link prediction as examples, as the logic for other prompt formats follows a similar approach.

Table 11: Prompt formats for node classification.

Prompt Formats	Description
ego	<p>"Context": "You are a good graph reasoner. Given a graph language that describes the target node information from the Cora dataset, you need to understand the graph and the task definition and answer the question. (<Target node>, <Node attributes>)", "Question": "Please predict the most appropriate category for the Target node. Choose from the following categories: <Categories>. Do not provide your reasoning. Answer: ", "Answer": "<Correct answer>"</p> <p>Example: (<Target node>, <Node attributes>): ## Target node: \nPaper id: 540 \nTitle: A Model-Based Approach to Blame-Assignment in Design <Categories>: Rule Learning \nNeural Networks \nCase Based \nGenetic Algorithms \nTheory \nReinforcement Learning \nProbabilistic Methods <Correct answer>: Case Based</p>
1-hop w/o label	<p>"Context": "You are a good graph reasoner. Give you a graph language that describes a graph structure and node information from cora dataset. You need to understand the graph and the task definition and answer the question. (<Target node>, <Node attributes>), (<1-hop neighbors>, <Node attributes>)", "Question": "Please predict the most appropriate category for the Target node. Choose from the following categories: <Categories>. Do not provide your reasoning. Answer: ", "Answer": "<Correct answer>"</p> <p>(<Target node>, <Node attributes>): ## Target node: \nPaper id: 197 \nTitle: Optimal Navigation in a Probabilistic World (<1-hop neighbors>, <Node attributes>): Known neighbor papers at hop 1 (partial, may be incomplete): \nPaper id: 295 \nTitle: A Neuro-Dynamic Programming Approach to Retailer Inventory Management 1 \nPaper id: 749 \nTitle: On the Complexity of Solving Markov Decision Problems \nPaper id: 3 \nTitle: Planning and Acting in Partially Observable Stochastic Domains \nPaper id: 633 \nTitle: Chapter 1 Reinforcement Learning for Planning and Control <Categories>: Rule Learning \nNeural Networks \nCase Based \nGenetic Algorithms \nTheory \nReinforcement Learning \nProbabilistic Methods <Correct answer>: Reinforcement Learning</p>
2-hop w/o label	<p>"Context": "You are a good graph reasoner. Give you a graph language that describes a graph structure and node information from cora dataset. You need to understand the graph and the task definition and answer the question. (<Target node>, <Node attributes>), (<1-hop neighbors>, <Node attributes>), (<2-hop neighbors>, <Node attributes>)", "Question": "Please predict the most appropriate category for the Target node. Choose from the following categories: <Categories>. Do not provide your reasoning. Answer: ", "Answer": "<Correct answer>"</p> <p>(<Target node>, <Node attributes>): ## Target node: \nPaper id: 546 \nTitle: GREQE a Diplome des Etudes Approfondies en Economie Mathematique et Econometrie (<1-hop neighbors>, <Node attributes>): Known neighbor papers at hop 1 (partial, may be incomplete): \nPaper id: 163 \nTitle: 4 Implementing Application Specific Routines Genetic algorithms in search, optimization, and machine learning (<2-hop neighbors>, <Node attributes>): Known neighbor papers at hop 2 (partial, may be incomplete): \nPaper id: 1573 \nTitle: Genetics-based Machine Learning and Behaviour Based Robotics: A New Synthesis complexity grows \nPaper id: 1069 \nTitle: Extended Selection Mechanisms in Genetic Algorithms \nPaper id: 2232 \nTitle: Facing The Facts: Necessary Requirements For The Artificial Evolution of Complex Behaviour <Categories>: Rule Learning \nNeural Networks \nCase Based \nGenetic Algorithms \nTheory \nReinforcement Learning \nProbabilistic Methods <Correct answer>: Genetic Algorithms</p>

Prompt Formats	Description
1-hop w label	<p>"Context": "You are a good graph reasoner. Give you a graph language that describes a graph structure and node information from cora dataset. You need to understand the graph and the task definition and answer the question. (<Target node>, <Node attributes>), (<1-hop neighbors>, <Node attributes>, <Labels>)", "Question": "Please predict the most appropriate category for the Target node. Choose from the following categories: <Categories>. Do not provide your reasoning. Answer: ", "Answer": "<Correct answer>"</p> <p>(<Target node>, <Node attributes>): ## Target node: \nPaper id: 2156 \nTitle: WORST CASE PREDICTION OVER SEQUENCES UNDER LOG LOSS</p> <p>(<1-hop neighbors>, <Node attributes>, <Labels>): Known neighbor papers at hop 1 (partial, may be incomplete): \nPaper id: 2098 \nTitle: Predicting a binary sequence almost as well as the optimal biased coin \nLabel: Theory \nPaper id: 453 \nTitle: How to Use Expert Advice (Extended Abstract) \nLabel: Theory</p> <p><Categories>: Rule Learning \nNeural Networks \nCase Based \nGenetic Algorithms \nTheory \nReinforcement Learning \nProbabilistic Methods</p> <p><Correct answer>: Theory</p>
2-hop w label	<p>"Context": "You are a good graph reasoner. Give you a graph language that describes a graph structure and node information from cora dataset. You need to understand the graph and the task definition and answer the question. (<Target node>, <Node attributes>), (<1-hop neighbors>, <Node attributes>, <Labels>), (<2-hop neighbors>, <Node attributes>, <Labels>)", "Question": "Please predict the most appropriate category for the Target node. Choose from the following categories: <Categories>. Do not provide your reasoning. Answer: ", "Answer": "<Correct answer>"</p> <p>(<Target node>, <Node attributes>): ## Target node: \nPaper id: 1443 \nTitle: Residual Q-Learning Applied to Visual Attention</p> <p>(<1-hop neighbors>, <Node attributes>, <Labels>): Known neighbor papers at hop 1 (partial, may be incomplete): \nPaper id: 1540 \nTitle: MultiPlayer Residual Advantage Learning With General Function Approximation \nPaper id: 1540 \nTitle: MultiPlayer Residual Advantage Learning With General Function Approximation (<2-hop neighbors>, <Node attributes>, <Labels>): Known neighbor papers at hop 2 (partial, may be incomplete): \nPaper id: 565 \nTitle: Machine Learning Learning to Predict by the Methods of Temporal Differences Keywords \nLabel: Reinforcement Learning \nPaper id: 842 \nTitle: Metrics for Temporal Difference Learning</p> <p><Categories>: Rule Learning \nNeural Networks \nCase Based \nGenetic Algorithms \nTheory \nReinforcement Learning \nProbabilistic Methods</p> <p><Correct answer>: Reinforcement Learning</p>

Table 12: Prompt formats for link prediction.

Prompt Formats	Description
1-hop	<p>"Context": "You are a good graph reasoner. Based on the cora dataset, determine whether two target nodes are connected by an edge. When you make a decision, please carefully consider the graph structure and the node information. If two nodes share similar structure or information, they are likely to be connected. (<Target node1>, <Node attributes>), (<1-hop neighbors>, <Node attributes>), (<Target node2>, <Node attributes>), (<1-hop neighbors>, <Node attributes>)", "Question": "Are Target Node1 and Target Node2 connected? Do not provide your reasoning. Only provide "Yes" or "No" based on your inference. Answer: ", "Answer": "<Correct answer>"</p>
2-hop	<p>"Context": "You are a good graph reasoner. Based on the cora dataset, determine whether two target nodes are connected by an edge. When you make a decision, please carefully consider the graph structure and the node information. If two nodes share similar structure or information, they are likely to be connected. (<Target node1>, <Node attributes>), (<1-hop neighbors>, <Node attributes>), (<2-hop neighbors>, <Node attributes>), (<Target node2>, <Node attributes>), (<1-hop neighbors>, <Node attributes>), (<2-hop neighbors>, <Node attributes>)", "Question": "Are Target Node1 and Target Node2 connected? Do not provide your reasoning. Only provide "Yes" or "No" based on your inference. Answer: ", "Answer": "<Correct answer>"</p>

Prompt Formats	Description
1-hop node judge	<p>Context: "You are a good graph reasoner. Give you a graph language that describes a graph structure and node information from cora dataset. You need to understand the graph and answer the question. When you make a decision, please carefully consider the graph structure and the node information. (<Target node1>, <Node attributes>), (<1-hop neighbors>, <Node attributes>), (<Target node2>, <Node attributes>), (<1-hop neighbors>, <Node attributes>)", Question: "Based on the available partial information. Are Target Node1 and Target Node2 connected? Do not provide your reasoning. Only provide "Yes" or "No" based on your inference. Answer: ", Answer: "<Correct answer>"</p>
2-hop node judge	<p>Context: "You are a good graph reasoner. Give you a graph language that describes a graph structure and node information from cora dataset. You need to understand the graph and answer the question. When you make a decision, please carefully consider the graph structure and the node information. (<Target node1>, <Node attributes>), (<1-hop neighbors>, <Node attributes>), (<2-hop neighbors>, <Node attributes>), (<Target node2>, <Node attributes>)", Question: "Based on the available partial information. Can Target node2 be a 2-hop neighbor of Target node1? Do not provide your reasoning. Only provide "Yes" or "No" based on your inference. Answer: ", Answer: "<Correct answer>"</p>
3-hop node judge	<p>Context: "You are a good graph reasoner. Give you a graph language that describes a graph structure and node information from cora dataset. You need to understand the graph and answer the question. When you make a decision, please carefully consider the graph structure and the node information. (<Target node1>, <Node attributes>), (<1-hop neighbors>, <Node attributes>), (<2-hop neighbors>, <Node attributes>), (<Target node2>, <Node attributes>), (<1-hop neighbors>, <Node attributes>)", Question: "Based on the available partial information. Can Target node2 be a 3-hop neighbor of Target node1? Do not provide your reasoning. Only provide "Yes" or "No" based on your inference. Answer: ", Answer: "<Correct answer>"</p>
Middle node connection	<p>Context: "You are a good graph reasoner. Give you a graph language that describes a graph structure and node information from cora dataset. You need to understand the graph and answer the question. When you make a decision, please carefully consider the graph structure and the node information. (<Target node1>, <Node attributes>), (<1-hop neighbors>, <Node attributes>), (<Target node2>, <Node attributes>), (<Middle node>, <Node attributes>)", Question: "Can Target node1 be connected with Target node2 through the Middle node? Do not provide your reasoning. Only provide "Yes" or "No" based on your inference. Answer: ", Answer: "<Correct answer>"</p>
1-hop node fill-in	<p>Context: "You are a good graph reasoner. Give you a graph language that describes a graph structure and node information from cora dataset. You need to understand the graph and answer the question. When you make a decision, please carefully consider the graph structure and the node information. (<Target node1>, <Node attributes>), (<1-hop neighbors>, <Node attributes>)", Question: "Based on the available partial information. Which other node will be connected to Target node1 within one hop? Do not provide your reasoning. The answer should be the paper id. Answer: ", Answer: "<Correct answer>"</p>
1-hop node selection	<p>Context: "You are a good graph reasoner. Give you a graph language that describes a graph structure and node information from cora dataset. You need to understand the graph and answer the question. When you make a decision, please carefully consider the graph structure and the node information. (<Target node1>, <Node attributes>), (<1-hop neighbors>, <Node attributes>)", Question: "Based on the available partial information. Which other node can be connected to Target node1 within one hop? A.<Node A>,<Attribute> \nB.<Node B>,<Attribute> \nC.<Node C>,<Attribute> \nD.<Node D>,<Attribute> Do not provide your reasoning. The answer should be A, B, C or D. Answer: ", Answer: "<Correct answer>"</p>
2-hop node selection	<p>Context: "You are a good graph reasoner. Give you a graph language that describes a graph structure and node information from cora dataset. You need to understand the graph and answer the question. When you make a decision, please carefully consider the graph structure and the node information. (<Target node1>, <Node attributes>), (<1-hop neighbors>, <Node attributes>), (<2-hop neighbors>, <Node attributes>)", Question: "Based on the available partial information. Which other node can be a 2-hop neighbor of Target node1? A.<Node A>,<Attribute> \nB.<Node B>,<Attribute> \nC.<Node C>,<Attribute> \nD.<Node D>,<Attribute> Do not provide your reasoning. The answer should be A, B, C or D. Answer: ", Answer: "<Correct answer>"</p>

Table 13: Prompt formats for pure graph structure.

Prompt Formats	Description
1-hop w/o label (Node classification)	<p>"Context": "You are a good graph reasoner. Give you a graph language that describes a graph structure and node information from cora dataset. You need to understand the graph and the task definition and answer the question. <Target node>, <1-hop neighbors>", "Question": "Please predict the most appropriate category for the Target node. Choose from the following categories: <Categories>. Do not provide your reasoning. Answer:", "Answer": "<Correct answer>"</p> <p>(<Target node>, <Node attributes>): ## Target node: \nPaper id: 197</p> <p><1-hop neighbors>: Known neighbor papers at hop 1 (partial, may be incomplete): \nPaper id: 295 \nPaper id: 749 \nPaper id: 3 \nPaper id: 633 <Categories>: Rule Learning \nNeural Networks \nCase Based \nGenetic Algorithms \nTheory \nReinforcement Learning \nProbabilistic Methods</p> <p><Correct answer>: Reinforcement Learning</p>
1-hop (Link prediction)	<p>"Context": "You are a good graph reasoner. Based on the cora dataset, determine whether two target nodes are connected by an edge. When you make a decision, please carefully consider the graph structure and the node information. If two nodes share similar structure or information, they are likely to be connected. <Target node1>, <1-hop neighbors>, <Target node2>, <1-hop neighbors>", "Question": "Are Target Node1 and Target Node2 connected? Do not provide your reasoning. Only provide "Yes" or "No" based on your inference. Answer:", "Answer": "<Correct answer>"</p> <p>Example:</p> <p><Target node1>: ## Target node1: \nPaper id: 172</p> <p><1-hop neighbors>: Known neighbor papers at hop 1 (partial, may be incomplete): \nPaper id: 635 \nPaper id: 430</p> <p><Target node2>: ## Target node2: \nPaper id: 245</p> <p><1-hop neighbors>: Known neighbor papers at hop 1 (partial, may be incomplete): \nPaper id: 1636</p> <p><Correct answer>: Yes</p>