

# FACTREASONER: A Probabilistic Approach to Long-Form Factuality Assessment for Large Language Models

Radu Marinescu<sup>1</sup>, Debarun Bhattacharjya<sup>1</sup>, Junkyu Lee<sup>1</sup>, Tigran Tchrakian<sup>1</sup>,  
Javier Carnerero Cano<sup>1</sup>, Yufang Hou<sup>1,2</sup>, Elizabeth Daly<sup>1</sup>, Alessandra Pascale<sup>1</sup>,

<sup>1</sup>IBM Research, <sup>2</sup>IT:U - Interdisciplinary Transformation University Austria,

Correspondence: [radu.marinescu@ie.ibm.com](mailto:radu.marinescu@ie.ibm.com)

## Abstract

Large language models (LLMs) have achieved remarkable success in generative tasks, yet they often fall short in ensuring the factual accuracy of their outputs this limiting their reliability in real-world applications where correctness is critical. In this paper, we present FACTREASONER, a novel factuality assessment framework that employs probabilistic reasoning to evaluate the truthfulness of long-form generated responses. FACTREASONER decomposes a response into atomic units, retrieves relevant contextual information from external knowledge sources, and models the logical relationships (e.g., entailment, contradiction) between these units and their contexts using probabilistic encodings. It then estimates the posterior probability that each atomic unit is supported by the retrieved evidence. Our experiments on both labeled and unlabeled benchmark datasets demonstrate that FACTREASONER often outperforms state-of-the-art prompt-based methods in terms of factual precision and recall.

## 1 Introduction

Large language models (LLMs) have achieved impressive improvements and demonstrated vast capabilities in recent years (Brown et al., 2020; Chowdhery et al., 2023), however they still struggle to guarantee the factual accuracy of the generated content. Specifically, LLMs often *hallucinate*, namely they produce factual errors in which a claim contradicts well-established ground-truth knowledge (Zhang et al., 2023; Sahoo et al., 2024; Huang et al., 2025). This makes the models unreliable in realistic situations that require factually accurate LLM-generated responses (Tonmoy et al., 2024).

Most modern approaches for assessing the factuality of LLM-generated long-form responses such as FactScore (Min et al., 2023), VeriScore (Song et al., 2024) and others (Wei et al., 2024; Bayat et al., 2025) are prompt-based approaches and con-

sist of three main stages: 1) the response is decomposed into a set of atomic units (facts or claims) which are subsequently revised or decontextualized to make them self-contained; 2) relevant evidence (or context) is retrieved for each atomic unit from an external knowledge source such as Wikipedia, and 3) each atomic unit is evaluated against the retrieved context to determine whether it is supported (factually correct) or not and a factuality score is calculated for the response. These approaches often struggle due to conflicting information between the model’s internal knowledge and conflicting information within the retrieved contexts themselves (Min et al., 2023; Song et al., 2024).

**Contributions:** In this paper, we introduce a new perspective on long-form factuality assessment that moves beyond traditional prompt-based approaches, particularly during the evaluation phase. We propose a novel factuality assessor, FACTREASONER, which decomposes a response into atomic units and retrieves relevant contextual evidence for each atom from an external knowledge source. Unlike prior methods that rely on prompting a language model to evaluate these atoms against the retrieved evidence, FACTREASONER estimates the probability of each atom being supported by reasoning over a graphical model. This model encodes a joint probability distribution over the atoms and their associated contexts, constructed using probabilistic representations of entailment and contradiction relationships between the natural language utterances of the atoms and the retrieved contexts.

FACTREASONER addresses three important limitations of the existing prompt-based approaches:

**Context Relevance Across Atoms:** In multi-atom responses, contexts retrieved for one atom can be relevant – either supportive or contradictory – to another atom. Prompt-based methods struggle with this, as they require saturating the model’s con-

text window with all of the retrieved information. FACTREASONER overcomes this limitation using a compact probabilistic representation (i.e., a graphical model) of the relationships between *all* atoms in the response and *all* of the retrieved contexts.

**Handling Conflicting Contexts:** Sometimes, contexts retrieved for different atoms may contradict each other. FACTREASONER can leverage these contradictions effectively and in a principled manner by reasoning over their probabilistic encodings which often leads to improved performance.

**Leveraging LLM Strengths in NLI Tasks:** LLMs excel at natural language inference tasks such as entailment and contradiction. FACTREASONER builds on this strength by framing factuality assessment as a composition of these simpler tasks.

We conduct an extensive empirical evaluation on well established labeled and unlabeled benchmark datasets for long-form factuality and compare against state-of-the-art prompt-based approaches using open-source LLMs. Our results demonstrate clearly that FACTREASONER improves significantly over its competitors in terms of factual precision and recall. We show that exploiting the relationships between the atoms and retrieved contexts, as well as between the contexts themselves, allows FACTREASONER to identify correctly considerably more supported atoms than the competing prompt-based approaches.

The Appendix contains additional examples, experimental results and implementation details.

## 2 Background

We begin by providing background on graphical models and long-form factuality for LLMs.

**Graphical Models.** A *graphical model* is a tuple  $\mathcal{M} = \langle \mathbf{X}, \mathbf{D}, \mathbf{F} \rangle$ , where  $\mathbf{X} = \{X_1, \dots, X_n\}$  is a set of variables,  $\mathbf{D} = \{D_1, \dots, D_n\}$  is the set of their finite domains of values and  $\mathbf{F} = \{f_1, \dots, f_m\}$  is a set of discrete positive real-valued functions. Each function  $f_i$  (also called *factor*) is defined on a subset of variables  $\mathbf{S}_i \subseteq \mathbf{X}$  called its *scope* and denoted by  $\text{vars}(f_i)$ . The model  $\mathcal{M}$  defines a factorized probability distribution on  $\mathbf{X}$ :  $P(\mathbf{x}) = \frac{1}{Z} \prod_{j=1}^m f_j(\mathbf{x})$  where  $Z = \sum_{\mathbf{x} \in \Omega(\mathbf{X})} \prod_{j=1}^m f_j(\mathbf{x})$  is the normalization constant  $Z$  also known as the *partition function* and  $\Omega(\mathbf{X})$  denotes the Cartesian product of the

variables domains (Koller and Friedman, 2009).

A common inference task over graphical models is to compute the posterior marginal distributions over all variables. Namely, for each variable  $X_i \in \mathbf{X}$  and domain value  $x_i \in D_i$ , compute:  $P(x_i) = \sum_{\mathbf{x} \in \Omega(\mathbf{X})} \delta_{x_i}(\mathbf{x}) \cdot P(\mathbf{x})$ , where  $\delta_{x_i}(\mathbf{x})$  is 1 if  $X_i$  is assigned  $x_i$  in  $\mathbf{x}$  and 0 otherwise.

**Long-Form Factuality.** Let  $y$  be the long-form response generated by an LLM to a query  $x$ . Following prior work (Min et al., 2023; Song et al., 2024; Wei et al., 2024), we assume that  $y$  can be decomposed into a set of  $n$  *atomic units* (or *atoms*) that can be either true or false, denoted by  $\mathcal{A}_y = \{a_1, a_2, \dots, a_n\}$ . An atomic unit  $a_i \in \mathcal{A}_y$  is defined as a short sentence conveying one piece of information. Furthermore, given an external knowledge source  $\mathcal{C}$ <sup>1</sup>, we say that an atomic unit  $a_i \in \mathcal{A}_y$  is *supported* by  $\mathcal{C}$  if there exists at least one piece of information in  $\mathcal{C}$  (e.g., a passage) called a *context* that undebatably supports  $a_i$ . Otherwise, we say that the atomic unit is *not supported*. The *factual precision*  $Pr(y)$  of the response  $y$  with respect to a knowledge source  $\mathcal{C}$  is defined as:  $Pr(y) = \frac{S(y)}{|\mathcal{A}_y|}$ , where  $S(y) = \sum_{i=1}^n \mathbb{I}[a_i \text{ is supported by } \mathcal{C}]$  is the number of supported atomic units. Furthermore, the notion of *factual recall* up to the  $K$ -th supported atomic unit denoted by  $R_K(y)$  is given by:  $R_K(y) = \min(\frac{S(y)}{K}, 1)$ . Finally, an  $F_1$  measure for long-form factuality denoted by  $F1@K$  can be defined as:  $F1@K(y) = \frac{2 \cdot Pr(y) \cdot R_K(y)}{Pr(y) + R_K(y)}$  if  $S(y) > 0$ , and 0 otherwise (Wei et al., 2024).

## 3 The FACTREASONER Assessor

In this section, we present FACTREASONER, a novel long-form factuality assessor that leverages probabilistic reasoning to assess the factuality of the generated response with respect to an external knowledge source  $\mathcal{C}$ . Specifically, FACTREASONER constructs a graphical model that captures a joint probability distribution over the atomic units in the response and their corresponding contexts in  $\mathcal{C}$ . For each atom  $a_i$ , it then computes the posterior marginal probability distribution  $P(a_i)$ , which quantifies the likelihood that  $a_i$  is true (or supported) given the information available in  $\mathcal{C}$ .

<sup>1</sup>For example,  $\mathcal{C}$  could be Wikipedia, Google Search, or a collection of documents embedded into a vector database.

### 3.1 A Graphical Models Based Approach

Let  $y$  be the long-form response generated by an LLM for the input query  $x$ , and let  $\mathcal{A}_y = \{a_1, \dots, a_n\}$  be the set of  $n$  atomic units corresponding to  $y$ . For simplicity, but without loss of generality, we restrict ourselves to atomic units that are either *facts* or *claims* (Song et al., 2024). In addition, let  $\mathcal{C}_y = \{c_1, \dots, c_m\}$  be a set of  $m$  contexts relevant to  $y$ ’s atoms that were retrieved from an external knowledge source  $\mathcal{C}$ . We make no assumptions about these contexts, namely they may be overlapping and/or contradicting each other, which is often the case in realistic scenarios.

We next define the graphical model  $\langle \mathbf{X}, \mathbf{D}, \mathbf{F} \rangle$  that represents a joint probability distribution over the atoms and their corresponding contexts.

**Variables.** We associate each atom  $a_i \in \mathcal{A}_y$  and context  $c_j \in \mathcal{C}_y$  with a bi-valued variable denoted by either  $A_i$  (for atoms) or  $C_j$  (for contexts). Therefore, we have that  $\mathbf{X} = \mathbf{X}_a \cup \mathbf{X}_c$  where  $\mathbf{X}_a = \{A_1, \dots, A_n\}$  and  $\mathbf{X}_c = \{C_1, \dots, C_m\}$ , respectively. The domains of the variables contain the values *true* and *false* indicating whether the corresponding atom or context is true or false. For simplicity, we use  $a_i$  and  $\neg a_i$  (resp.  $c_j$  and  $\neg c_j$ ) to denote the value assignments  $A_i = \text{true}$  and  $A_i = \text{false}$  (resp.  $C_j = \text{true}$  and  $C_j = \text{false}$ ).

**Priors.** For each variable  $A_i \in \mathbf{X}_a$  (resp.  $C_j \in \mathbf{X}_c$ ) we consider a unary factor denoted by  $f(A_i)$  (resp.  $f(C_j)$ ) representing the prior belief about the truthfulness of the corresponding atom (resp. context). Since we make no assumptions about the response, we set  $f(a_i) = 0.5$  and  $f(\neg a_i) = 0.5$ , respectively. In contrast, the external knowledge source  $\mathcal{C}$  is assumed to be reliable and therefore the retrieved contexts have high probability of being true (e.g.,  $f(c_j) = 0.99$ ). Note that if a context is retrieved from a less reliable source then its prior probability can be set to a smaller value.

**Relationships.** In addition, we also consider binary factors denoted by  $f(A_i, C_j)$  and  $f(C_j, C_k)$ , defined on atom-context variable pairs as well as pairs of context variables. These factors are probabilistic representations of the logical relationships between the natural language utterances corresponding to the context and atom variables. For our purpose, we use a *relation model*  $p_\theta(\cdot|t, t')$  to predict the most likely logical relationship between an ordered pair of natural language utterances from the choices

| $X$      | $Y$      | entailment<br>$f(X, Y)$ | contradiction<br>$f(X, Y)$ | equivalence<br>$f(X, Y)$ |
|----------|----------|-------------------------|----------------------------|--------------------------|
| $x$      | $y$      | $p^*$                   | $1 - p^*$                  | $p^*$                    |
| $x$      | $\neg y$ | $1 - p^*$               | $p^*$                      | $1 - p^*$                |
| $\neg x$ | $y$      | $p^*$                   | $p^*$                      | $1 - p^*$                |
| $\neg x$ | $\neg y$ | $p^*$                   | $p^*$                      | $p^*$                    |

Table 1: Factors corresponding to logical relationships.

{none, entail, contradict, equivalence}<sup>2</sup>. The relation model can be any pre-trained BERT or LLM (Liu et al., 2019; Touvron et al., 2023).

Specifically, let  $X$  and  $Y$  be two variables in  $\mathbf{X}$  and let  $t_X$  and  $t_Y$  be their corresponding textual utterances. Let also  $r^* = \arg\max_r p_\theta(r|t_X, t_Y)$  be the predicted relationship between the ordered pair  $(t_X, t_Y)$  and let  $p^*$  be its probability. Table 1 shows the binary factor  $f(X, Y)$  corresponding to  $r^* \in \{\text{entailment, contradiction, equivalence}\}$ .

For instance, if  $r^*$  corresponds to entailment and  $(X, Y)$  is a context-atom pair then the context supports the atom. Alternatively, if  $r^*$  is a contradiction for the same  $(X, Y)$  pair then the context contradicts the atom. Finally, for BERT-based relation models, the probability  $p^*$  is given together with the predicted relationship  $r^*$ , whereas for instructed LLM-based relation models we can obtain  $p^*$  by applying any uncertainty quantification (UQ) method (Lin et al., 2024; Gao et al., 2024). We use a simple white-box UQ method that calculates  $p^*$  using the logits of the “entailment” or “contradiction” tokens produced by the model. In our experiments, we use LLM-based relation models.

Therefore, the set of factors  $\mathbf{F}$  is:

$$\begin{aligned} \mathbf{F} = & \{f(C_j, A_i) \mid A_i \in \mathbf{X}_a, C_j \in \mathbf{X}_c\} \\ & \cup \{f(C_j, C_k) \mid C_j \in \mathbf{X}_c, C_k \in \mathbf{X}_c\} \\ & \cup \{f(A_i \mid \forall A_i \in \mathbf{X}_a)\} \\ & \cup \{f(C_j \mid \forall C_j \in \mathbf{X}_c)\} \end{aligned}$$

where we consider  $r^* \in \{\text{entail, contradict}\}$  for the context-atom pairs, and  $r^* \in \{\text{entail, contradict, equivalence}\}$  for the context pairs, respectively.

**Example 1.** Figure 1 shows a simple example with one atomic unit  $a_1$  and two contexts  $c_1$  and  $c_2$  retrieved from Wikipedia together with their corresponding natural language utterances. In this

<sup>2</sup>The “equivalence” relationship is formed if entailment is predicted for both orderings of the utterances. The “none” relationship corresponds to neutrality meaning that the two utterances are not related to each other.

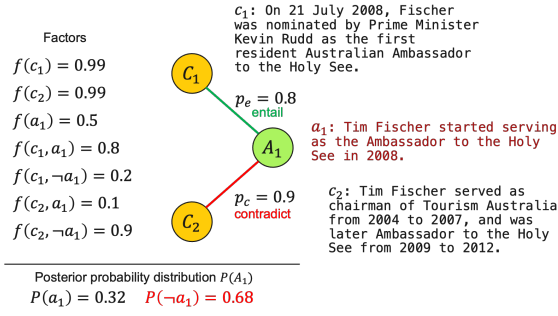


Figure 1: FACTREASONER: the graphical model corresponding to one atom  $A_1$  and two contexts  $C_1$  and  $C_2$  such that  $C_1$  entails  $A_1$  and  $C_2$  contradicts  $A_1$ .

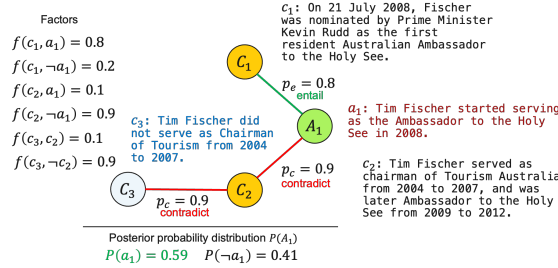


Figure 2: FACTREASONER: the graphical model corresponding to one atom  $A_1$  and three contexts  $C_1$ ,  $C_2$  and  $C_3$  such that  $C_3$  contradicts  $C_2$ .

case, context  $c_1$  entails the atom with probability  $p_e = 0.8$  while context  $c_2$  contradicts it with probability  $p_c = 0.9$ . The corresponding graphical model has 3 variables  $\{A_1, C_1, C_2\}$ , 3 unary factors  $\{f(A_1), f(C_1), f(C_2)\}$  as well as 2 binary factors  $\{f(C_1, A_1), f(C_2, A_2)\}$  encoding the two entailment and contradiction relationships.

### 3.2 Inference and Factuality Assessment

The graphical model  $\mathcal{M} = \langle \mathbf{X}, \mathbf{D}, \mathbf{F} \rangle$  we just defined in the previous section represents a joint probability distribution over the set of atoms and relevant externally retrieved contexts. Therefore, we can use any probabilistic inference algorithm to compute the posterior marginal distribution  $P(A_i)$  for each atom  $A_i \in \mathcal{A}_y$  (Pearl, 1988; Koller and Friedman, 2009). Specifically, in our experiments, we use an approximate variational inference algorithm called Weighted Mini-Buckets (Liu and Ihler, 2011) to compute the marginals. The algorithm is extremely efficient in practice with running times less than 0.05 seconds on all of our benchmarks.

The number of supported atomic units  $S(y)$  in a response  $y$  can be computed in this case as:  $S(y) = \sum_{i=1}^n \mathbb{I}[P(a_i) > P(\neg a_i)]$ , namely it is the number of atoms for which the probability of being true is larger than the probability of being false.

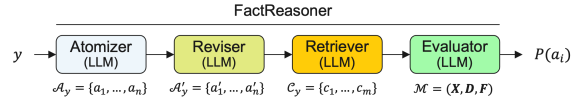


Figure 3: The FACTREASONER pipeline.

**Example 2.** Looking again at Figure 1, we can see that in this case the posterior probability of the atom is  $P(a_1) = 0.32$  and  $P(\neg a_1) = 0.68$ , which means that the atom is most likely false. Figure 2 continues the example and shows a third context  $c_3$ , possibly retrieved from another external knowledge source, that contradicts context  $c_2$  and is neutral to atom  $a_1$ . As expected, the contradiction between  $c_2$  and  $a_1$  is much weaker now and therefore the posterior marginal probabilities are  $P(a_1) = 0.59$  and  $P(\neg a_1) = 0.41$ , meaning that in light of the newly retrieved information, atom  $a_1$  is more likely to be true than false. This example illustrates the kinds of conflicts that may exist between atoms and contexts and how they affect the factuality assessment.

In addition to the factual precision  $Pr(y)$  and  $F_1@K$  measures, we define a new entropy inspired factuality measure called  $\mathcal{E}(y)$  that leverages the posterior probabilities of response  $y$ 's atoms:

$$\mathcal{E} = \frac{1}{n} \sum_{i=1}^n -P(a_i) \cdot \log P(a_i) \quad (1)$$

where  $n$  is the number of atomic units in  $y$ .

Clearly, if all atoms in  $\mathcal{A}_y$  have posterior probability  $P(a_i) = 0.5$ , there is virtually no external information to support or contradict the atoms (we refer to these atoms as *undecided atoms*) then  $\mathcal{E}(y) = 0.150515$ . On the other hand, if all atoms are true with absolute certainty ( $P(a_i) = 1$ ), then  $\mathcal{E}(y) = 0$  and if all atoms are false with absolute certainty then  $\mathcal{E}(y) = \infty$ . Therefore, when  $\mathcal{E}(y)$  is closer to 0 the response is more truthful.

### 3.3 The FACTREASONER Pipeline

The proposed FACTREASONER pipeline for factuality assessment is shown in Figure 3 and consists of four main stages called Atomizer, Reviser, Retriever and Evaluator, respectively. It takes as input a response  $y$  and outputs the marginal posterior probabilities  $P(a_i)$  of  $y$ 's atomic units together with the factuality measures described earlier, such as  $Pr(y)$ ,  $F_1@K(y)$  and  $\mathcal{E}(y)$ , respectively.

The **Atomizer** prompts an LLM to decompose the response  $y$  into a set of  $n$  atomic units  $\mathcal{A}_y$  by applying any of the decomposition strategies proposed



recently (Min et al., 2023; Bayat et al., 2025). Subsequently, the **Reviser** also uses an LLM to revise the atoms such that the pronouns, unknown entities, or incomplete names are replaced with their corresponding named entities in the response (Wei et al., 2024). Next, the **Retriever** is responsible for querying an external knowledge source to retrieve the contexts relevant to the response’s atoms. At this stage, we can simply use the atoms’ utterances as queries or prompt an LLM to generate them (Song et al., 2024). Finally, the **Evaluator** constructs the probabilistic graphical model representing the logical relationships between the atoms and contexts, and assess  $y$ ’s factuality via probabilistic reasoning, as described previously.

Depending on what relationships between atoms and contexts are considered, we define three versions of the FACTREASONER pipeline, as follows:

**FACTREASONER 1 (FR1).** In this case, for each atom variable  $A_i$  up to  $k$  most relevant contexts  $\{C_1^i, \dots, C_k^i\}$  are retrieved and only the relationships between each atom  $A_i$  and its corresponding contexts are considered, namely only the factors  $f(A_i, C_j^i)$  are created (where  $j = 1..k$ ).

**FACTREASONER 2 (FR2).** This version also retrieves up to  $k$  contexts for each atom  $A_i$ , but it subsequently removes any duplicated contexts, thus resulting in  $m$  unique contexts denoted by  $\{C_1, \dots, C_m\}$ . It then considers the relationships between each atom  $A_i$  and all  $m$  contexts, creating the factors  $f(A_i, C_j)$ , where  $j = 1..m$ .

**FACTREASONER 3 (FR3).** We consider the same contexts  $\{C_1, \dots, C_m\}$  as in FR2, but in addition to the atom-context relationships we also consider the context-context relationships. Thus, we create the factors  $f(A_i, C_j)$  and  $f(C_j, C_k)$ , where  $j = 1..m$ ,  $k = 1..m$  and  $j \neq k$ , respectively.

## 4 Experiments

In this section, we empirically evaluate the FACTREASONER assessor for long-form factuality and compare it against state-of-the-art approaches on labeled and unlabeled datasets. Although the FACTREASONER pipeline stages can be instantiated with different LLMs, in our implementation we use the same LLM throughout the entire pipeline and focus our empirical evaluation on the **Evaluator** stage (i.e., factuality assessment).

**Baseline Assessors.** For our purpose, we consider the following state-of-the-art prompt-based long-form factuality assessors: FactScore (FS) (Min et al., 2023), FactVerify (FV) (Bayat et al., 2025) and VeriScore (VS) (Song et al., 2024). FactScore is one of the first assessor that prompts an LLM to assess whether an atomic unit of the response is supported or not by a set of contexts relevant to the atom which are retrieved from an external knowledge source such as Wikipedia. FactVerify and VeriScore are more recent refinements of FactScore’s original prompt that can accommodate other external knowledge sources such as Google Search results and enable the LLM’s reasoning capabilities to evaluate the relationships between an atom and its relevant contexts. Unlike FactScore, the latter can label the atoms as supported, contradicted and undecided, respectively. In our experiments, we instantiated the competing assessors including the FACTREASONER variants with open-source LLMs belonging to the IBM Granite<sup>3</sup>, Meta LLaMA<sup>4</sup> and MistralAI Mixtral<sup>5</sup> families, namely: granite-3.0-8b-instruct, llama-3.1-70b-instruct, and mixtral-8x22b-instruct, respectively. All our LLMs are hosted remotely on compute nodes with A100 80GB GPUs and accessed via `litellm` APIs capable of serving 1500 prompts per second.

**Datasets.** We experimented with the following datasets: Biographies (Bio) (Min et al., 2023), AskHistorians (AskH) (Xu et al., 2023), ELI5 (Xu et al., 2023), FreshBooks (Books) (Song et al., 2024), and LongFact-Objects (LFObj) (Wei et al., 2024). These datasets have been widely adopted in prior work and are considered representative benchmarks for long-form factuality assessment, as they encompass a diverse range of topics and tasks, including creative writing, history, astronomy, chemistry, and more.

The Biographies is the only *labeled* dataset available. It contains 157 biographies generated by ChatGPT for various person entities that have a Wikipedia page. Each biographic passage is also associated with a set of human generated atomic units (facts) that were labeled as *supported* (S) or *not-supported* (NS) by human annotators. We assume that this annotation is the ground truth.

The AskH, ELI5, Books and LFObj datasets are

<sup>3</sup><https://huggingface.co/ibm-granite>

<sup>4</sup><https://huggingface.co/meta-llama>

<sup>5</sup><https://huggingface.co/mistralai>

unlabeled and consist of collections of prompts. Specifically, the AskH and ELI5 datasets each contain 200 questions sourced from the Reddit forums r/AskHistorians and r/explainlikeimfive, respectively. The Books dataset comprises 200 paragraphs, sampled as 10 excerpts from each of 20 non-fiction books published between 2023 and 2024. Our version of the LFObj dataset is a curated subset of the original collection (Wei et al., 2024), consisting of 10 prompts randomly selected from those related to objects spanning 38 distinct topics. For each prompt across these datasets, we generated a long-form response – up to two paragraphs in length – using the llama-3.3-70b-instruct model (Touvron et al., 2023).

Additionally, we constructed a new dataset, Conflicts, comprising 1,000 claims (or atomic units) randomly sampled from the recent ConflictBank benchmark (Su et al., 2024). Each claim, originally extracted from Wikidata, is considered true (i.e., supported). For every claim, we include two associated contexts: one supporting context (the default in ConflictBank) and one conflicting context (representing misinformation, also provided by ConflictBank). Notably, these two contexts are mutually contradictory, thus offering a controlled setting for our long-form factuality evaluation.

**Measures of Performance.** For each dataset  $\mathcal{D}$  and each competing assessor, we report the factual precision ( $Pr$ ) and the  $F_1@K$  score, averaged over all prompts in  $\mathcal{D}$ . If  $\mathcal{D}$  includes annotated atomic units (i.e., ground truth labels), we additionally report the standard  $F_1$  score and the mean absolute error (MAE), defined as:

$$\text{MAE} = \frac{1}{|\mathcal{D}|} \sum_{j=1}^{|\mathcal{D}|} |Pr_j - Pr_j^*| \quad (2)$$

where  $Pr_j$  and  $Pr_j^*$  are the precision and the ground-truth precision for the  $j$ -th instance, respectively. Since the FACTREASONER assessors calculate the posterior marginals of the atoms, we also compute the  $\mathcal{E}$ -measure. Finally, we include the mean number of atoms classified as supported (#S), contradicted (#C), and undecided (#U).

**External Knowledge Sources.** We consider two external knowledge sources: Wikipedia and Google Search results. For a given atom, the top  $k$  results are retrieved as contexts either from wikipedia.org using the Wikipedia retriever avail-

| Dataset     | # prompts | # atoms | # S* | Pr*  | K  |
|-------------|-----------|---------|------|------|----|
| Biographies | 157       | 31      | 20   | 0.62 | 32 |
| Conflicts   | 1000      | 1       | 1    | 1.00 |    |
| AskH        | 200       | 22      |      |      | 22 |
| Books       | 200       | 23      |      |      | 23 |
| ELI5        | 200       | 22      |      |      | 21 |
| LFObj       | 380       | 26      |      |      | 25 |

Table 2: Properties of the datasets used for evaluation.

able from LangChain<sup>6</sup>, or from google.com using the Serper API<sup>7</sup>. In both cases, a context is a tuple  $(t, l, s, d)$ , where  $t$  is the title of the wiki/web-page,  $l$  is the link,  $s$  is a short text snippet or summary and  $d$  is the content retrieved from  $l$  (but capped at max 4000 characters). We used  $k = 3$  for the Wikipedia retriever and  $k = 5$  for the Google Search results (Min et al., 2023; Wei et al., 2024).

To ensure a consistent evaluation across all datasets, we decompose each generated response into its constituent atomic units and revise them using the same llama-3.3-70b-instruct model. Additionally, we retrieve and cache the relevant contextual information for each atom from the two designated knowledge sources. This standardized setup allows all competing assessors to be evaluated on an identical set of atoms and associated contexts. Table 2 summarizes the key properties of the datasets, including the number of prompts, the mean number of atoms per response, and the median number of atoms ( $K$ ), which is used in computing the  $F_1@K$  metric. For the labeled datasets, we also report the true number of supported atoms ( $S^*$ ) and ground-truth precision ( $Pr^*$ ).

#### 4.1 Results on Labeled Datasets

**Biographies Dataset.** Table 3 shows the results obtained on the labeled Biographies dataset using Wikipedia retrieved contexts (the best performance is highlighted). We see that in terms of mean absolute error (MAE), precision and  $F_1$  scores, the FR2 and FR3 assessors powered by stronger LLMs like llama-3.1-70b-instruct and mixtral-8x22b-instruct achieve the best performance compared to the other assessors. This is because both FR2 and FR3 can exploit the relationships between the atoms and all the retrieved contexts (as well as between the contexts themselves for FR3), not just the ones between an atom and its corresponding top  $k$  contexts. Therefore, it is often the case that a context retrieved for atom  $A_i$  may support or contradict

<sup>6</sup><https://python.langchain.com>

<sup>7</sup><https://serper.dev>

| Assessor                | # S | # C | # U | Pr $\uparrow$ | $F_1$ $\uparrow$ | $F_1@K$ $\uparrow$ | MAE $\downarrow$ | $\mathcal{E}$ $\downarrow$ |
|-------------------------|-----|-----|-----|---------------|------------------|--------------------|------------------|----------------------------|
| granite-3.0-8b-instruct |     |     |     |               |                  |                    |                  |                            |
| FS                      | 18  | 12  |     | 0.59          | 0.70             | 0.57               | 0.17             |                            |
| FV                      | 14  | 2   | 14  | 0.45          | 0.67             | 0.44               | 0.21             |                            |
| VS                      | 15  | 8   | 6   | 0.49          | 0.64             | 0.48               | 0.21             |                            |
| FR1 (ours)              | 14  | 2   | 14  | 0.43          | 0.70             | 0.43               | 0.22             | 0.12                       |
| FR2 (ours)              | 20  | 4   | 6   | <b>0.62</b>   | <b>0.78</b>      | <b>0.61</b>        | <b>0.12</b>      | <b>0.06</b>                |
| FR3 (ours)              | 19  | 4   | 6   | 0.60          | 0.78             | 0.59               | 0.13             | <b>0.06</b>                |
| llama-3.1-70b-instruct  |     |     |     |               |                  |                    |                  |                            |
| FS                      | 19  | 12  |     | 0.59          | 0.73             | 0.58               | 0.16             |                            |
| FV                      | 15  | 1   | 14  | 0.47          | 0.73             | 0.47               | 0.19             |                            |
| VS                      | 12  | 0   | 18  | 0.38          | 0.64             | 0.38               | 0.27             |                            |
| FR1 (ours)              | 13  | 1   | 16  | 0.42          | 0.71             | 0.42               | 0.23             | 0.10                       |
| FR2 (ours)              | 19  | 2   | 9   | <b>0.60</b>   | <b>0.83</b>      | <b>0.59</b>        | <b>0.11</b>      | <b>0.06</b>                |
| FR3 (ours)              | 19  | 2   | 9   | <b>0.60</b>   | <b>0.83</b>      | <b>0.59</b>        | <b>0.11</b>      | <b>0.06</b>                |
| mixtral-8x22b-instruct  |     |     |     |               |                  |                    |                  |                            |
| FS                      | 19  | 12  |     | 0.59          | 0.74             | 0.58               | 0.16             |                            |
| FV                      | 15  | 1   | 13  | 0.49          | 0.72             | 0.48               | 0.19             |                            |
| VS                      | 13  | 1   | 15  | 0.42          | 0.65             | 0.42               | 0.25             |                            |
| FR1 (ours)              | 14  | 0   | 15  | 0.44          | 0.72             | 0.44               | 0.21             | 0.10                       |
| FR2 (ours)              | 20  | 1   | 8   | <b>0.63</b>   | <b>0.83</b>      | <b>0.62</b>        | <b>0.11</b>      | <b>0.07</b>                |
| FR3 (ours)              | 20  | 1   | 9   | <b>0.64</b>   | <b>0.83</b>      | <b>0.62</b>        | <b>0.11</b>      | <b>0.07</b>                |

Table 3: Results on the labeled Biographies dataset using Wikipedia contexts (mean number of supported (#S), contradicted (#C) and undecided (#U) atoms).

| Assessors | Pr                     | $F_1$  | MAE    | Pr                     | $F_1$  | MAE    |
|-----------|------------------------|--------|--------|------------------------|--------|--------|
|           | llama-3.1-70b-instruct |        |        | mixtral-8x22b-instruct |        |        |
| FR2 vs FS | 0.3916                 | 0.0000 | 0.0001 | 0.0421                 | 0.0000 | 0.0003 |
| FR2 vs FV | 0.0000                 | 0.0000 | 0.0000 | 0.0000                 | 0.0000 | 0.0000 |
| FR2 vs VS | 0.0000                 | 0.0000 | 0.0000 | 0.0000                 | 0.0000 | 0.0000 |

Table 4: Statistical significance tests:  $p$ -values for Pr,  $F_1$  and MAE obtained on the labeled Biographies dataset.

another atom  $A_j$  for which it wasn’t retrieved. This leads to a higher number of true positives and consequently larger  $F_1$  scores. We also observe that the numbers of undecided atoms is also smaller for FR2/FR3 compared with the other assessors. FR3 performs similarly to FR2 because the majority of the context-context relationships are equivalences.

When looking at the prompt-based assessors, especially FV and VS, we see that they are more conservative in terms of number of supported atoms found. This can be explained by the relatively strict instructions specified in their prompts for identifying supported/contradicted atoms. Hence the number of undecided atoms is much larger than that of FR2/FR3. The simple prompt used by FS leads to finding a relatively large number supported atoms, across all the backend LLMs considered. However, many of these supported atoms are actually false positives which in fact is explained by the relatively smaller  $F_1$  score compared with the best performing assessors FR2 and FR3, respectively.

We observe that the lightweight FR1 assessor performs comparably to FV and VS in terms of preci-

| Assessor     | llama (70b) $\uparrow$ | mixtral (22b) $\uparrow$ | granite (8b) $\uparrow$ |
|--------------|------------------------|--------------------------|-------------------------|
| FS           | 0.35                   | 0.74                     | 0.49                    |
| FV           | 0.33                   | 0.45                     | <b>0.63</b>             |
| VS           | 0.06                   | 0.46                     | 0.56                    |
| FR1/2 (ours) | <b>0.88</b>            | 0.83                     | 0.61                    |
| FR3 (ours)   | 0.83                   | <b>0.89</b>              | 0.62                    |

Table 5: Accuracy on the labeled Conflicts dataset.

sion, error, and  $F_1$  score. This suggests that relying solely on the top- $k$  retrieved contexts to determine whether an atom is supported is inherently limited. Moreover, in cases where an atom is supported by multiple contexts but contradicted by a single, potentially spurious, context, the FR2 and FR3 assessors are able to correctly classify the atom as supported by exploiting the relative strengths of the supporting and contradicting evidence. In contrast, other assessors often misclassify such atoms as contradicted or undecided, highlighting their difficulty in resolving conflicting signals.

Additionally, we conducted one-sided  $t$ -tests on the  $Pr$ ,  $F_1$ , and MAE metrics obtained by FR2 and its competitors, using the stronger LLaMA and Mixtral models. The resulting  $p$ -values are reported in Table 4. The near-zero  $p$ -values for the  $F_1$  and MAE metrics indicate that FR2 significantly outperforms its competitors on these measures. In contrast, the relatively higher  $p$ -values observed between FR2 and FS suggest that FS exhibits higher precision but also a substantially higher false positive rate compared to FR2.

**Conflicts Dataset.** Table 5 shows the accuracy – defined as the proportion of claims correctly classified as true – obtained by the competing assessors on the Conflicts dataset. In this case, FR1 and FR2 are identical. Notably, the FR assessors consistently outperform the prompt-based methods, particularly when leveraging more powerful models such as LLaMA or Mixtral. For instance, FR2 and FR3 – both of which exploit the strength of supporting and conflicting relationships between the claims and their contexts – correctly classify over 80% of the claims when using the LLaMA model. In contrast, prompt-based approaches struggle when conflicts are present both between the contexts and between the claim and its contexts, resulting in significantly lower accuracy. These results underscore the effectiveness of the probabilistic reasoning framework employed by the proposed assessors in handling conflicts.

| Assessor                | # S | # C | # U | Pr $\uparrow$ | $F_1@K \uparrow$ | $\mathcal{E} \downarrow$ |
|-------------------------|-----|-----|-----|---------------|------------------|--------------------------|
| granite-3.0-8b-instruct |     |     |     |               |                  |                          |
| FS                      | 18  | 3   |     | 0.82          | 0.81             |                          |
| FV                      | 14  | 1   | 7   | 0.62          | 0.62             |                          |
| VS                      | 14  | 3   | 3   | 0.65          | 0.65             |                          |
| FR1 (ours)              | 13  | 4   | 4   | 0.60          | 0.60             | 0.08                     |
| FR2 (ours)              | 14  | 7   | 0   | 0.63          | 0.62             | 0.04                     |
| FR3 (ours)              | 15  | 7   | 0   | 0.67          | 0.66             | 0.06                     |
| llama-3.1-70b-instruct  |     |     |     |               |                  |                          |
| FS                      | 18  | 3   |     | 0.82          | 0.80             |                          |
| FV                      | 16  | 1   | 5   | 0.71          | 0.70             |                          |
| VS                      | 15  | 0   | 7   | 0.66          | 0.65             |                          |
| FR1 (ours)              | 12  | 1   | 8   | 0.53          | 0.54             | 0.08                     |
| FR2 (ours)              | 17  | 1   | 3   | 0.76          | 0.74             | 0.04                     |
| FR3 (ours)              | 17  | 2   | 3   | 0.75          | 0.74             | 0.04                     |
| mixtral-8x22b-instruct  |     |     |     |               |                  |                          |
| FS                      | 18  | 3   |     | 0.82          | 0.80             |                          |
| FV                      | 15  | 0   | 6   | 0.67          | 0.67             |                          |
| VS                      | 15  | 0   | 6   | 0.68          | 0.67             |                          |
| FR1 (ours)              | 14  | 0   | 8   | 0.60          | 0.60             | 0.07                     |
| FR2 (ours)              | 18  | 0   | 3   | 0.80          | 0.79             | 0.04                     |
| FR3 (ours)              | 18  | 0   | 3   | 0.80          | 0.79             | 0.04                     |
| DeepSeek-v3             | 15  | 2   | 5   | 0.69          | 0.69             |                          |

Table 6: Results for the unlabeled AskH dataset using Google Search contexts (mean number of supported (#S), contradicted (#C) and undecided (#U) atoms).

| Method                  | # S | # C | # U | Pr $\uparrow$ | $F_1@K \uparrow$ | $\mathcal{E} \downarrow$ |
|-------------------------|-----|-----|-----|---------------|------------------|--------------------------|
| granite-3.0-8b-instruct |     |     |     |               |                  |                          |
| FS                      | 20  | 2   |     | 0.87          | 0.84             |                          |
| FV                      | 16  | 0   | 6   | 0.71          | 0.70             |                          |
| VS                      | 18  | 2   | 3   | 0.76          | 0.75             |                          |
| FR1 (ours)              | 18  | 0   | 3   | 0.79          | 0.77             | 0.04                     |
| FR2 (ours)              | 21  | 1   | 0   | 0.90          | 0.86             | 0.02                     |
| FR3 (ours)              | 17  | 5   | 0   | 0.74          | 0.72             | 0.04                     |
| llama-3.1-70b-instruct  |     |     |     |               |                  |                          |
| FS                      | 20  | 3   |     | 0.84          | 0.82             |                          |
| FV                      | 18  | 0   | 4   | 0.78          | 0.76             |                          |
| VS                      | 17  | 0   | 5   | 0.72          | 0.71             |                          |
| FR1 (ours)              | 14  | 1   | 7   | 0.62          | 0.62             | 0.07                     |
| FR2 (ours)              | 19  | 1   | 3   | 0.80          | 0.78             | 0.04                     |
| FR3 (ours)              | 18  | 2   | 2   | 0.80          | 0.78             | 0.04                     |
| mixtral-8x22b-instruct  |     |     |     |               |                  |                          |
| FS                      | 20  | 3   |     | 0.84          | 0.82             |                          |
| FV                      | 18  | 0   | 4   | 0.76          | 0.74             |                          |
| VS                      | 18  | 0   | 4   | 0.79          | 0.77             |                          |
| FR1 (ours)              | 16  | 0   | 6   | 0.69          | 0.68             | 0.06                     |
| FR2 (ours)              | 20  | 0   | 2   | 0.86          | 0.83             | 0.03                     |
| FR3 (ours)              | 20  | 0   | 2   | 0.86          | 0.83             | 0.03                     |
| DeepSeek-v3             | 17  | 3   | 5   | 0.72          | 0.69             |                          |

Table 7: Results for the unlabeled Books dataset using Google Search contexts (mean number of supported (#S), contradicted (#C) and undecided (#U) atoms).

## 4.2 Results on Unlabeled Datasets

Tables 6 and 7 show the results obtained on the unlabeled AskH and Books datasets using Google Search retrieved contexts, respectively (the Appendix includes the remaining datasets). Since there is no ground truth for these datasets, we only report the precision,  $F_1@K$  (for  $K = 22$ ) and the  $\mathcal{E}$ -measure. However, for reference, we also experimented with DeepSeek-v3 (DeepSeek-AI, 2024), perhaps one of the strongest open models at the

moment, using a suitable prompt (see Appendix).

The prompt-based assessors, FV and VS, are relatively conservative in this case and identify fewer supported atoms compared to the FR2 and FR3 assessors. In contrast, FR2 and FR3 benefit from evaluating the relationships between each atom and *all* retrieved contexts, enabling them to identify more supported atoms. This advantage is reflected in their higher precision and  $F_1@K$  scores. We also observe that the  $\mathcal{E}$ -measure, specific to the FR assessors, correlates well with the number of supported atoms: as the number of supported atoms increases,  $\mathcal{E}$  tends to approach to 0. Interestingly, the FS assessor, identifies more supported atoms than any other method. However, we hypothesize that a portion of these atoms may be false positive – an issue observed in the labeled datasets. Nonetheless, in the absence of ground-truth annotations, this hypothesis remains difficult to verify.

Compared to DeepSeek-v3, FV and VS yield very similar results – likely due to the similarity of their prompts. In contrast, FR2/FR3 identify slightly more supported atoms, though the difference is minimal. This is because some contexts support atoms they weren’t originally retrieved for.

In summary, our proposed FACTREASONER assessor achieved the best performance on the labeled datasets, nearly matching the ground truth. However, on the unlabeled datasets, its performance was comparable with that of its competitors including DeepSeek-v3, a very powerful open model.

## 5 Related Work

Factuality evaluation of LLMs has received growing attention due to their widespread use. Early benchmarks such as TruthfulQA (Lin et al., 2022), FreshQA (Vu et al., 2023), HaluEval (Li et al., 2023), HalluQA (Cheng et al., 2023), and FELM (Chen et al., 2023) focus on short-form factuality, assessing isolated factoids. More recent work (Min et al., 2023; Wei et al., 2024; Bayat et al., 2025; Song et al., 2024) extends this to long-form responses by decomposing them into atomic facts evaluated against external evidence – typically assuming non-conflicting sources.

However, conflicting information is common in real-world knowledge bases (Xu et al., 2024), posing challenges for retrieval-augmented generation systems (Lewis et al., 2021). New benchmarks



have emerged to capture such conflicts more realistically (Hou et al., 2024; Marjanović et al., 2024; Su et al., 2024; Pham et al., 2024).

Our work is also related to recent efforts on improving self-consistency in LLMs through formal reasoning (Wang et al., 2023; Dohan et al., 2022; Mitchell et al., 2022).

## 6 Conclusion

This paper introduces a new approach to long-form factuality assessment through FACTREASONER, a novel assessor that leverages probabilistic reasoning to evaluate the factual accuracy of LLM-generated responses. Like existing prompt-based methods, FACTREASONER decomposes responses into atomic units and retrieves relevant contexts from an external knowledge source. However, it goes further by modeling the logical relationships between atoms and contexts using a graphical model, enabling more robust factuality judgments. Experiments on both labeled and unlabeled benchmarks show that FACTREASONER significantly outperforms existing prompt-based approaches.

## Limitations

We acknowledge further limitations of the proposed FactReasoner approach.

First, the Atomizer stage is sensitive to the quality of the prompt and few shot examples used as well as the LLM employed to perform the atomic unit decomposition of the response. In our work we only consider open-source models from the LLaMA family (i.e., llama-3.3-70b-instruct). Furthermore, the decomposition of the response can be done at different granularities such as sentence level, paragraph level and the entire response level. Our implementation is limited to decomposing the entire response in one shot.

Second, the Reviser stage is also sensitive to how well the prompt is crafted as well as the quality of the few shot examples included in the prompt. Again, at this stage we only used the llama-3.3-70b-instruct model.

Third, the quality of the contexts retrieved for each atomic unit depends on the implementation of the retriever used as well as the structure of the query string that it receives. Our implementation is limited to off-the-shelf retrievers such as the one available from LangChain and we used the atomic unit’s

utterance as query. It is possible to prompt an LLM to generate better quality queries as suggested in previous work (Song et al., 2024). Therefore, employing a more advanced retriever will lead to better quality retrieved contexts and consequently will improve the overall performance of the proposed FactReasoner assessors.

Fourth, extracting the logical relationships between atoms and contexts as well as between the contexts themselves also depends on the quality of the prompt and the LLM. As before, for our relation model we only used open-source models such as granite-3.0-8b-instruct, llama-3.1-70b-instruct, and mixtral-8x22b-instruct with a fairly straightforward prompt. It is possible to craft better prompts that could lead to a better extraction of the relationships. Fine-tuning is another option to obtain a stronger relation model.

Finally, from a computational overhead perspective, the FR3 version requires  $O(n \cdot m + m^2)$  prompts to extract the relationships between atoms and context, the FR2 version requires  $O(n \cdot m)$  prompts while FR1 requires  $O(k \cdot n)$  prompts, where  $n$  is the number of atomic units,  $m$  is the total number of non-duplicated contexts retrieved for the atoms, and  $k$  is maximum number of contexts retrieved per atom. In contrast, the prompt-based factuality assessor only require  $O(n)$  prompts.

## Ethical Statement

We recognize the positive and negative societal impacts of LLMs in general, including potential misuse of our work around uncertainty quantification for LLM generated output. We note that the datasets considered are public and peer reviewed, there are no human subjects involved, and as far as we know, there are no obvious harmful consequences from our work. All creators and original owners of assets have been properly credited and licenses and terms of use have been respected. We have not conducted crowd-sourcing experiments or research with human subjects.

## References

- Farima Fatahi Bayat, Lechen Zhang, Sheza Munir, and Lu Wang. 2025. [Factbench: A dynamic benchmark for in-the-wild language model factuality evaluation](#). *Preprint*, arXiv:2410.22257.
- Tom Brown, Benjamin Mann, Nick Ryder, Melanie Subbiah, Jared D Kaplan, Prafulla Dhariwal, Arvind

- Neelakantan, Pranav Shyam, Girish Sastry, Amanda Askell, Sandhini Agarwal, Ariel Herbert-Voss, Gretchen Krueger, Tom Henighan, Rewon Child, Aditya Ramesh, Daniel Ziegler, Jeffrey Wu, Clemens Winter, Chris Hesse, Mark Chen, Eric Sigler, Mateusz Litwin, Scott Gray, Benjamin Chess, Jack Clark, Christopher Berner, Sam McCandlish, Alec Radford, Ilya Sutskever, and Dario Amodei. 2020. [Language models are few-shot learners](#). In *Advances in Neural Information Processing Systems*, volume 33, pages 1877–1901. Curran Associates, Inc.
- Shiqi Chen, Yiran Zhao, Jinghan Zhang, I-Chun Chern, Siyang Gao, Pengfei Liu, and Junxian He. 2023. [Felm: Benchmarking factuality evaluation of large language models](#). In *Thirty-seventh Conference on Neural Information Processing Systems Datasets and Benchmarks Track*.
- Qinyuan Cheng, Tianxiang Sun, Wenwei Zhang, Siyin Wang, Xiangyang Liu, Mozhi Zhang, Junliang He, Mianqiu Huang, Zhangyue Yin, Kai Chen, and Xipeng Qiu. 2023. [Evaluating hallucinations in chinese large language models](#). *Preprint*, arXiv:2310.03368.
- Aakanksha Chowdhery, Sharan Narang, and Jacob Devlin. 2023. Palm: Scaling language modeling with pathways. *Journal of Machine Learning Research*, 4(1):1–113.
- R. Dechter. 2003. *Constraint Processing*. Morgan Kaufmann Publishers.
- DeepSeek-AI. 2024. Deepseek-v3 technical report. <https://arxiv.org/html/2412.19437v1>.
- David Dohan, Winnie Xu, Aitor Lewkowycz, Jacob Austin, David Bieber, Raphael Gontijo Lopes, Yuhuai Wu, Henryk Michalewski, Rif A. Saurous, Jascha Sohl-Dickstein, Kevin Murphy, and Charles Sutton. 2022. [Language model cascades](#). *CoRR*, abs/2207.10342.
- Xiang Gao, Jiaxin Zhang, Lalla Mouatadid, and Kamalika Das. 2024. SPUQ: Perturbation-based uncertainty quantification for large language models. In *Proceedings of the European Chapter of the Association for Computational Linguistics*, pages 2336–2346.
- Yufang Hou, Alessandra Pascale, Javier Carnerero-Cano, Tigran Tchrakian, Radu Marinescu, Elizabeth Daly, Inkit Padhi, and Prasanna Sattigeri. 2024. [Wiki-contradict: A benchmark for evaluating llms on real-world knowledge conflicts from wikipedia](#). *Preprint*, arXiv:2406.13805.
- Lei Huang, Weijiang Yu, Weitao Ma, Weihong Zhong, Zhangyin Feng, Haotian Wang, Qianglong Chen, Weihua Peng, Xiaocheng Feng, Bing Qin, and Ting Liu. 2025. [A survey on hallucination in large language models: Principles, taxonomy, challenges, and open questions](#). *ACM Trans. Inf. Syst.*, 43(2).
- Daphne Koller and Nir Friedman. 2009. *Probabilistic Graphical Models: Principles and Techniques*. MIT Press.
- Patrick Lewis, Ethan Perez, Aleksandra Piktus, Fabio Petroni, Vladimir Karpukhin, Naman Goyal, Heinrich Küttler, Mike Lewis, Wen tau Yih, Tim Rocktäschel, Sebastian Riedel, and Douwe Kiela. 2021. [Retrieval-augmented generation for knowledge-intensive nlp tasks](#). *Preprint*, arXiv:2005.11401.
- Junyi Li, Xiaoxue Cheng, Wayne Xin Zhao, Jian-Yun Nie, and Ji-Rong Wen. 2023. Halueval: A large-scale hallucination evaluation benchmark for large language models. In *Proceedings of the 2023 Conference on Empirical Methods in Natural Language Processing*, pages 6449–6464.
- Stephanie Lin, Jacob Hilton, and Owain Evans. 2022. [Truthfulqa: Measuring how models mimic human falsehoods](#). In *Proceedings of the 60th Annual Meeting of the Association for Computational Linguistics (Volume 1: Long Papers)*, pages 3214–3252.
- Zhen Lin, Shubhendu Trivedi, and Jimeng Sun. 2024. Generating with confidence: Uncertainty quantification for black-box large language models. *Transactions on Machine Learning Research*.
- Q. Liu and A. Ihler. 2011. Bounding the partition function using Holder’s inequality. In *International Conference on Machine Learning (ICML)*, pages 849–856.
- Yinhan Liu, Myle Ott, Naman Goyal, Jingfei Du, Mandar Joshi, Danqi Chen, Omer Levy, Mike Lewis, Luke Zettlemoyer, and Veselin Stoyanov. 2019. [Roberta: A robustly optimized BERT pretraining approach](#). *CoRR*, arXiv:1907.11692.
- Sara Vera Marjanović, Haeun Yu, Pepa Atanasova, Maria Maistro, Christina Lioma, and Isabelle Augenstein. 2024. Dynamicqa: Tracing internal knowledge conflicts in language models. *arXiv preprint arXiv:2407.17023*.
- Sewon Min, Kalpesh Krishna, Xinxu Lyu, Mike Lewis, Wen-tau Yih, Pang Koh, Mohit Iyyer, Luke Zettlemoyer, and Hannaneh Hajishirzi. 2023. FActScore: Fine-grained atomic evaluation of factual precision in long form text generation. In *Proceedings of the 2023 Conference on Empirical Methods in Natural Language Processing*, pages 12076–12100.
- Eric Mitchell, Joseph Noh, Siyan Li, Will Armstrong, Ananth Agarwal, Patrick Liu, Chelsea Finn, and Christopher Manning. 2022. [Enhancing self-consistency and performance of pre-trained language models through natural language inference](#). In *Proceedings of the 2022 Conference on Empirical Methods in Natural Language Processing*, pages 1754–1768, Abu Dhabi, United Arab Emirates. Association for Computational Linguistics.
- Dor Muhlgay, Ori Ram, Inbal Magar, Yoav Levine, Nir Ratner, Yonatan Belinkov, Omri Abend, Kevin Leyton-Brown, Amnon Shashua, and Yoav Shoham. 2024. [Generating benchmarks for factuality evaluation of language models](#). In *Proceedings of the 18th Conference of the European Chapter of the Association for Computational Linguistics (Volume 1: Long Papers)*, pages 49–66, St. Julian’s, Malta. Association for Computational Linguistics.

Judea Pearl. 1988. *Probabilistic Reasoning in Intelligent Systems*. Morgan Kaufmann.

Quang Hieu Pham, Hoang Ngo, Anh Tuan Luu, and Dat Quoc Nguyen. 2024. Who’s who: Large language models meet knowledge conflicts in practice. *arXiv preprint arXiv:2410.15737*.

Pranab Sahoo, Prabhash Meharia, Akash Ghosh, Sriparna Saha, Vinija Jain, and Aman Chadha. 2024. [A comprehensive survey of hallucination in large language, image, video and audio foundation models](#). *Preprint*, arXiv:2405.09589.

Tal Schuster, Adam Fisch, and Regina Barzilay. 2021. [Get your vitamin C! robust fact verification with contrastive evidence](#). In *Proceedings of the 2021 Conference of the North American Chapter of the Association for Computational Linguistics: Human Language Technologies*, pages 624–643, Online. Association for Computational Linguistics.

Yixiao Song, Yekyung Kim, and Mohit Iyyer. 2024. [VeriScore: Evaluating the factuality of verifiable claims in long-form text generation](#). In *Findings of the Association for Computational Linguistics: EMNLP 2024*, pages 9447–9474, Miami, Florida, USA. Association for Computational Linguistics.

Zhaochen Su, Jun Zhang, Xiaoye Qu, Tong Zhu, Yanshu Li, Jiashuo Sun, Juntao Li, Min Zhang, and Yu Cheng. 2024. Conflictbank: A benchmark for evaluating the influence of knowledge conflicts in llm. *arXiv preprint arXiv:2408.12076*.

S. M Towhidul Islam Tonmoy, S M Mehedi Zaman, Vinija Jain, Anku Rani, Vipula Rawte, Aman Chadha, and Amitava Das. 2024. [A comprehensive survey of hallucination mitigation techniques in large language models](#). *Preprint*, arXiv:2401.01313.

Hugo Touvron, Thibaut Lavril, Gautier Izacard, Xavier Martinet, Marie-Anne Lachaux, Timothée Lacroix, Baptiste Rozière, Naman Goyal, Eric Hambro, Faisal Azhar, Aurelien Rodriguez, Armand Joulin, Edouard Grave, and Guillaume Lample. 2023. [Llama: Open and efficient foundation language models](#). *Preprint*, arXiv:2302.13971.

Tu Vu, Mohit Iyyer, Xuezhi Wang, Noah Constant, Jerry Wei, Jason Wei, Chris Tar, Yun-Hsuan Sung, Denny Zhou, Quoc Le, and Thang Luong. 2023. [Freshllms: Refreshing large language models with search engine augmentation](#). *Preprint*, arXiv:2310.03214.

Xuezhi Wang, Jason Wei, Dale Schuurmans, Quoc V. Le, Ed H. Chi, Sharan Narang, Aakanksha Chowdhery, and Denny Zhou. 2023. [Self-consistency improves chain of thought reasoning in language models](#). In *The Eleventh International Conference on Learning Representations, ICLR 2023, Kigali, Rwanda, May 1-5, 2023*. OpenReview.net.

Jerry Wei, Chengrun Yang, Xinying Song, Yifeng Lu, Nathan Zixia Hu, Jie Huang, Dustin Tran, Daiyi Peng, Ruibo Liu, Da Huang, Cosmo Du, and Quoc V Le. 2024. [Long-form factuality in large language models](#). In *The*

*Thirty-eighth Annual Conference on Neural Information Processing Systems*.

Fangyuan Xu, Yixiao Song, Mohit Iyyer, , and Eunsol Choi. 2023. A critical evaluation of evaluations for long-form question answering. In *In Proceedings of the 61st Annual Meeting of the Association for Computational Linguistics (Volume 1: Long Papers)*, pages 3225–3245.

Rongwu Xu, Zehan Qi, Zhijiang Guo, Cunxiang Wang, Hongru Wang, Yue Zhang, and Wei Xu. 2024. Knowledge conflicts for llms: A survey. *arXiv preprint arXiv:2403.08319*.

Yue Zhang, Yafu Li, Leyang Cui, Deng Cai, Lemao Liu, Tingchen Fu, Xinting Huang, Enbo Zhao, Yu Zhang, Yulong Chen, Longyue Wang, Anh Tuan Luu, Wei Bi, Freda Shi, and Shuming Shi. 2023. [Siren’s song in the ai ocean: A survey on hallucination in large language models](#). *Preprint*, arXiv:2309.01219.

## A Details on Graphical Models

Graphical models such as Bayesian or Markov networks provide a powerful framework for reasoning about conditional dependency structures over many variables (Pearl, 1988; Koller and Friedman, 2009).

A *graphical model* is a tuple  $\mathcal{M} = \langle \mathbf{X}, \mathbf{D}, \mathbf{F} \rangle$ , where  $\mathbf{X} = \{X_1, \dots, X_n\}$  is a set of variables,  $\mathbf{D} = \{D_1, \dots, D_n\}$  is the set of their finite domains of values and  $\mathbf{F} = \{f_1, \dots, f_m\}$  is a set of discrete positive real-valued functions. Each function  $f_i$  (also called *factor*) is defined on a subset of variables  $\mathbf{S}_i \subseteq \mathbf{X}$  called its *scope* and denoted by  $\text{vars}(f_i)$ . The model  $\mathcal{M}$  defines a factorized probability distribution on  $\mathbf{X}$ :

$$P(\mathbf{x}) = \frac{1}{Z} \prod_{j=1}^m f_j(\mathbf{x}) \text{ s.t. } Z = \sum_{\mathbf{x} \in \Omega(\mathbf{X})} \prod_{j=1}^m f_j(\mathbf{x}) \quad (3)$$

where the normalization constant  $Z$  is known as the *partition function* and  $\Omega(\mathbf{X})$  denotes the Cartesian product of the variables domains.

The function scopes of a model  $\mathcal{M}$  define a *primal graph* whose vertices are the variables and its edges connect any two variables that appear in the scope of the same function.

A common inference task over graphical models is to compute the posterior marginal distributions over all variables. Namely, for each variable  $X_i \in \mathbf{X}$  and domain value  $x_i \in D_i$ , compute:

$$P(x_i) = \sum_{\mathbf{x} \in \Omega(\mathbf{X})} \delta_{x_i}(\mathbf{x}) \cdot P(\mathbf{x}) \quad (4)$$

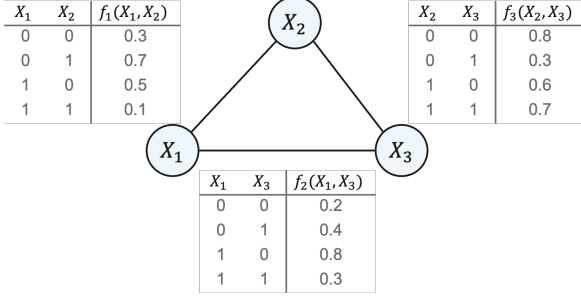


Figure 4: A graphical model with three bi-valued variables  $X_1$ ,  $X_2$  and  $X_3$ , and three binary functions.

where  $\delta_{x_i}(\mathbf{x})$  is 1 if  $X_i$  is assigned  $x_i$  in  $\mathbf{x}$  and 0 otherwise (Koller and Friedman, 2009).

**Example 3.** Figure 4 shows a graphical model with 3 bi-valued variables  $X_1$ ,  $X_2$  and  $X_3$  and 3 binary functions  $f_1(X_1, X_2)$ ,  $f_2(X_1, X_3)$  and  $f_3(X_2, X_3)$ . The joint probability distribution is given by  $P(X_1, X_2, X_3) = \frac{1}{Z} \cdot f_1(X_1, X_2) \cdot f_2(X_1, X_3) \cdot f_3(X_2, X_3)$ . In this case, the posterior marginal distribution of  $X_1$  is:  $P(X_1 = 0) = 0.46$  and  $P(X_1 = 1) = 0.54$ , respectively.

Equation 4 can be solved using any probabilistic inference algorithm for graphical models, such as variable elimination (Dechter, 2003), belief propagation (Pearl, 1988), or variational inference (Liu and Ihler, 2011). In our implementation, we employed the Weighted Mini-Buckets (WMB) algorithm (Liu and Ihler, 2011). WMB is parameterized by an i-bound, which controls the trade-off between computational complexity and inference accuracy. For our experiments, we selected an i-bound of 6, which enabled us to solve all inference problems efficiently. Notably, WMB proved highly effective in practice, solving each inference instance in under 0.05 seconds across our benchmark datasets.

## B Details on Long-Form Factuality Assessment

Assessing the factuality of long form text generations is a challenging problem because these kinds of generations may contain a large number of informative statements and validating each piece of information against one or more reliable sources may be time-consuming, costly and often prone to errors (Min et al., 2023; Wei et al., 2024).

Formally, let  $y$  be the long form text generated by a large language model  $\mathcal{L}$  in response to a query  $x$ . Following prior work (Min et al., 2023; Song et al., 2024), we assume that  $y$  consists of  $n$  atomic

units (or atoms) that can be either true or false, denoted by  $\mathcal{A}_y = \{a_1, a_2, \dots, a_n\}$ . An atomic unit  $a_i \in \mathcal{A}_y$  is defined as a short sentence conveying one piece of information. Furthermore, given an external knowledge source  $\mathcal{C}$ <sup>8</sup>, we say that an atomic unit  $a_i \in \mathcal{A}_y$  is *supported* by  $\mathcal{C}$  if there exists at least one piece of information in  $\mathcal{C}$  (e.g., a passage) called a *context* that undebatably supports  $a_i$ . Otherwise, we say that the atomic unit is *not supported* (Min et al., 2023; Song et al., 2024).

Therefore, the *factual precision*  $Pr(y)$  of the response  $y$  with respect to a knowledge source  $\mathcal{C}$  is defined as:

$$Pr(y) = \frac{S(y)}{|\mathcal{A}_y|} \quad (5)$$

where  $S(y) = \sum_{i=1}^n \mathbb{I}[a_i \text{ is supported by } \mathcal{C}]$  is the number of supported atomic units. Similarly, the notion of *factual recall*<sup>9</sup> up to the  $K$ -th supported atomic unit denoted by  $R_K(y)$  can be defined as follows:

$$R_K(y) = \min\left(\frac{S(y)}{K}, 1\right) \quad (6)$$

Combining Equations 5 and 6 yields an  $F_1$  measure for factuality denoted  $F1@K$  as follows:

$$F1@K(y) = \begin{cases} \frac{2 \cdot Pr(y) \cdot R_K(y)}{Pr(y) + R_K(y)}, & S(y) > 0 \\ 0, & S(y) = 0 \end{cases} \quad (7)$$

Intuitively,  $F1@K(y)$  measures the long-form factuality of a model response  $y$  given the numbers of supported and not-supported atomic units in  $y$ . The parameter  $K$  indicates the number of supported atomic units required for a response to achieve full recall (Wei et al., 2024).

The precision and recall definitions however assume that the pieces of information in  $\mathcal{C}$  do not conflict or overlap with each other (Min et al., 2023).

**Example 4.** In Figure 5 we show an example of a long form generated text for a user prompt/query. In this case, the response  $y$  contains 14 atomic units

<sup>8</sup>For example,  $\mathcal{C}$  could be Wikipedia, the Web, or a collection of documents embedded into a vector database.

<sup>9</sup>Measuring recall is quite challenging because it is almost impossible to come up with a definite set of atomic units that should be included in a long form response (Wei et al., 2024)



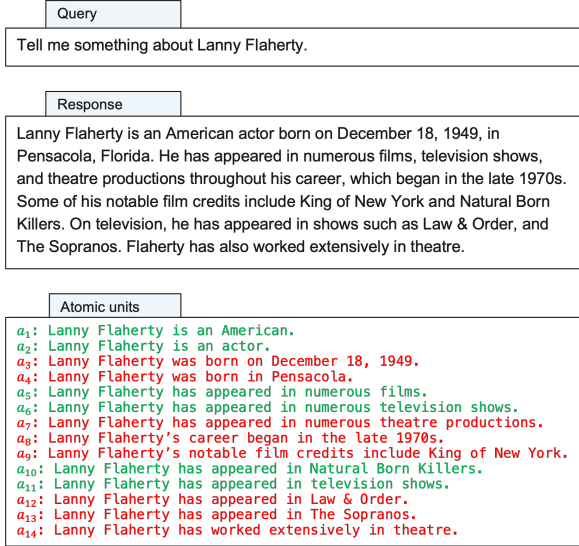


Figure 5: An example user prompt and the corresponding long form response together with its supported (green) and not supported (red) atomic units.

$\mathcal{A}_y = \{a_1, a_2, \dots, a_{14}\}$ . Furthermore, considering Wikipedia as our reliable knowledge source, we depict in green the supported atomic units, while the ones in red are not supported. The factual precision and  $F_1@K$  of the response are  $Pr(y) = 0.43$  and  $F_1@K(y) = 0.57$  for  $K = 7$ , respectively.

## C Additional Experiments

In this section, we empirically evaluate our proposed FACTREASONER assessor for long-form factuality and compare it against state-of-the-art approaches on labeled and unlabeled datasets. Although the FACTREASONER pipeline stages can be instantiated with different LLMs, in our implementation we use the same LLM throughout the entire pipeline and focus our empirical evaluation on the **Evaluator** stage (i.e., factuality assessment).

**Baseline Assessors.** For our purpose, we consider the following state-of-the-art prompt-based long-form factuality assessors: FactScore (FS) (Min et al., 2023), FactVerify (FV) (Bayat et al., 2025) and VeriScore (VS) (Song et al., 2024). FactScore is one of the first assessor that prompts an LLM to assess whether an atomic unit of the response is supported or not by a set of contexts relevant to the atom which are retrieved from an external knowledge source such as Wikipedia. FactVerify and VeriScore are more recent refinements of FactScore’s original prompt that can accommodate other external knowledge sources such as Google Search results and enable the LLM’s reasoning capabilities to evaluate the relationships be-

tween an atom and its relevant contexts. Unlike FactScore, the latter can label the atoms as supported, contradicted and undecided, respectively. In our experiments, we instantiated the competing assessors including the FactReasoner variants with open-source LLMs belonging to the IBM Granite<sup>10</sup>, Meta Llama<sup>11</sup> and MistralAI Mixtral<sup>12</sup> families, namely: granite-3.0-8b-instruct, llama-3.1-70b-instruct, and mixtral-8x22b-instruct, respectively. All our LLMs are hosted remotely on compute nodes with A100 80GB GPUs and accessed via litellm APIs.

**Datasets.** We experimented with the following datasets: Biographies (Bio) (Min et al., 2023), AskHistorians (AskH) (Xu et al., 2023), ELI5 (Xu et al., 2023), FreshBooks (Books) (Song et al., 2024), and LongFact-Objects (LFObj) (Wei et al., 2024). These datasets have been widely adopted in prior work and are considered representative benchmarks for long-form factuality assessment, as they encompass a diverse range of topics and tasks, including creative writing, history, astronomy, chemistry, and more.

The Biographies is the only *labeled* dataset available. It contains 157 biographies generated by ChatGPT for various person entities that have a Wikipedia page. Each biographic passage is also associated with a set of human generated atomic units (facts) that were labeled as *supported* (S) or *not-supported* (NS) by human annotators. We assume that this annotation is the ground truth.

The AskH, ELI5, Books and LFObj datasets are unlabeled and consist of collections of prompts. Specifically, the AskH and ELI5 datasets each contain 200 questions sourced from the Reddit forums r/AskHistorians and r/explainlikeimfive, respectively. The Books dataset comprises 200 paragraphs, sampled as 10 excerpts from each of 20 non-fiction books published between 2023 and 2024. Our version of the LFObj dataset is a curated subset of the original collection (Wei et al., 2024), consisting of 10 prompts randomly selected from those related to objects spanning 38 distinct topics. For each prompt across these datasets, we generated a long-form response – up to two paragraphs in length – using the llama-3.3-70b-instruct model (Touvron et al., 2023).

<sup>10</sup><https://huggingface.co/ibm-granite>

<sup>11</sup><https://huggingface.co/meta-llama>

<sup>12</sup><https://huggingface.co/mistralai>

Additionally, we constructed a new dataset, Conflicts, comprising 1,000 claims (or atomic units) randomly sampled from the recent ConflictBank benchmark (Su et al., 2024). Each claim, originally extracted from Wikidata, is considered true (i.e., supported). For every claim, we include two associated contexts: one supporting context (the default in ConflictBank) and one conflicting context (representing misinformation, also provided by ConflictBank). Notably, these two contexts are mutually contradictory, thus offering a controlled setting for our long-form factuality evaluation.

**Measures of Performance.** For each dataset  $\mathcal{D}$  and each competing assessor, we report the factual precision ( $Pr$ ) and the  $F_1@K$  score, averaged over all prompts in  $\mathcal{D}$ . If  $\mathcal{D}$  includes annotated atomic units (i.e., ground truth labels), we additionally report the standard  $F_1$  score and the mean absolute error (MAE), defined as:

$$\text{MAE} = \frac{1}{|\mathcal{D}|} \sum_{j=1}^{|\mathcal{D}|} |Pr_j - Pr_j^*| \quad (8)$$

where  $Pr_j$  is the predicted precision and  $Pr_j^*$  is the ground-truth factual precision for the  $j$ -th instance. Since the FACTREASONER assessors calculate the posterior marginal distributions of the atoms, we also compute the  $\mathcal{E}$ -measure. Finally, we include the mean number of atoms classified as supported (#S), contradicted (#C), and undecided (#U).

**External Knowledge Sources.** We consider two external knowledge sources: Wikipedia and Google Search results. For a given atom, the top  $k$  results are retrieved as contexts either from wikipedia.org using the Wikipedia retriever available from LangChain<sup>13</sup>, or from google.com using the Serper API<sup>14</sup>. In both cases, a context is a tuple  $(t, l, s, d)$ , where  $t$  is the title of the wiki/web-page,  $l$  is the link,  $s$  is a short text snippet or summary and  $d$  is the content retrieved from  $l$  (but capped at max 4000 characters). We used  $k = 3$  for the Wikipedia retriever and  $k = 5$  for the Google Search results (Min et al., 2023; Wei et al., 2024).

To ensure consistent evaluation across all datasets, we decompose each generated response into its constituent atomic units and revise them using the same llama-3.3-70b-instruct model. Additionally,

<sup>13</sup><https://python.langchain.com>

<sup>14</sup><https://serper.dev>

| Assessor   | # S       | # C | # U | Pr $\uparrow$ | $F_1\uparrow$ | $F_1@K\uparrow$ | MAE $\downarrow$ | $\mathcal{E}\downarrow$ |
|--|-----------|-----|-----|---------------|---------------|-----------------|------------------|-------------------------|
| BERT-based relation model: albert-xlarge-vitaminc-mnli |           |     |     |               |               |                 |                  |                         |
| FR1  | 12        | 5   | 12  | 0.40          | 0.66          | 0.39            | 0.25             | 0.11                    |
| FR2  | 10        | 16  | 4   | 0.32          | 0.53          | 0.31            | 0.34             | 0.09                    |
| FR3  | 10        | 16  | 4   | 0.32          | 0.53          | 0.31            | 0.33             | 0.09                    |
| LLM-based relation model: llama-3.1-70b-instruct       |           |     |     |               |               |                 |                  |                         |
| FR1  | 13        | 1   | 16  | 0.41          | 0.70          | 0.41            | 0.23             | 0.10                    |
| FR2  | <b>19</b> | 2   | 9   | <b>0.60</b>   | <b>0.83</b>   | <b>0.59</b>     | <b>0.11</b>      | <b>0.06</b>             |
| FR3  | <b>19</b> | 2   | 9   | <b>0.60</b>   | <b>0.83</b>   | <b>0.59</b>     | <b>0.11</b>      | <b>0.06</b>             |

Table 8: Results for the vitc- and llama-based relation models used by FactReasoner’s Evaluator stage.

we retrieve and cache the relevant contextual information for each atom from the two designated knowledge sources. This standardized setup allows all competing assessors to be evaluated on an identical set of atoms and associated contexts. Table 2 summarizes the key properties of the datasets, including the number of prompts, the mean number of atoms per response, and the median number of atoms ( $K$ ), which is used in computing the  $F_1@K$  metric. For the labeled datasets, we also report the true number of supported atoms ( $S^*$ ) and ground-truth precision ( $Pr^*$ ).

### C.1 Evaluating the Relation Model

We first evaluate the relation model used by the Evaluator stage of the FactReasoner assessor to extract the atom-context and context-context relationships required to construct the graphical model. Specifically, we consider two relation models based on a standard BERT-based model such as vitc (Schuster et al., 2021) and on a larger LLM such as llama-3.1-70b-instruct (Touvron et al., 2023) with a suitable few-shots prompt.

Table 8 shows the results obtained for the FR1, FR2 and FR3 assessors employing the two types of relation models on the Biographies dataset using Wikipedia retrieved contexts. We observe that using the LLM-based relation model which predicts entailments much more accurately than the BERT-based one leads to significant improvements in performance, especially for the FR2 and FR3 variants. For example, the llama-based FR2 achieves an  $F_1$  score nearly twice as high compared with the vitc-based one (i.e., 0.83 versus 0.53). For this reason, we only employ LLM-based relation models for now on (see also the Appendix for more details).

Figure 6 plots the ROC curves for predicting contradiction and entailment relationships on the Expert FACTOR dataset (Muhlgay et al., 2024). We see that the vitc-based model predicts contradictions fairly accurately compared with the llama-based

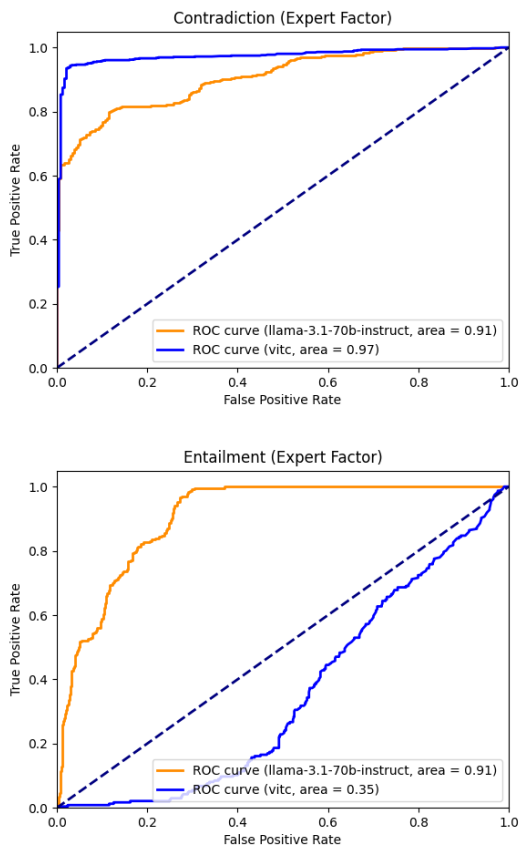


Figure 6: ROC curves for the vitc- and llama-based relation models predicting contradiction and entailment.

one, but performs rather poorly on predicting the entailment relations.

Figures 7 and 8 plot the ROC curves for predicting the contradiction and entailment relationships by the llama- and vitc-based relation models on the Expert FACTOR dataset (Muhlgay et al., 2024). Figures 9 and 10 plot the ROC curves for predicting the contradiction and entailment relationships by the same relation models on the News FACTOR dataset (Muhlgay et al., 2024)

## C.2 Calibration Results

We confirm that the predictions of FACTREASONER are well calibrated. For example, on the labeled Biographies dataset with Wikipedia contexts, the mean Brier score for FR2 using the llama-3.1-70b-instruct model is  $0.18 (\pm 0.10)$ , which clearly indicates a reasonably good calibration (perfect calibration corresponds to a Brier score of 0). Unfortunately, it is not possible to calculate Brier scores for the prompt-based methods because they do not compute probabilities associated with the atoms.

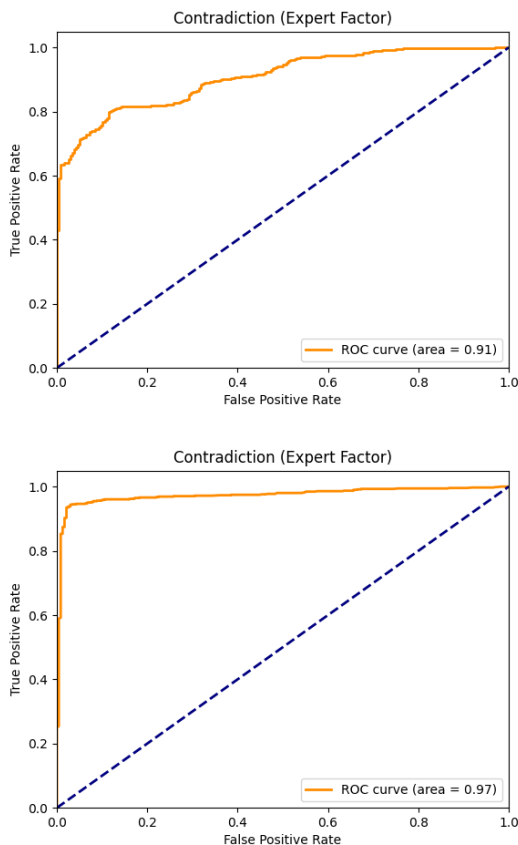


Figure 7: ROC curves for the llama- (top) vitc-based (bottom) relation models predicting contradiction on the Expert FACTOR dataset.

## C.3 Additional Results on Labeled and Unlabeled Datasets

In Table 9 we show the results obtained on the same Biographies dataset but using Google Search results as contexts. We observe a similar pattern of the results compared with the previous case, namely FV and VS being more conservative than the FR assessors. However, we notice that in this case there are many more atoms labeled as supported (#S) and consequently more false positives which is reflected in the slightly higher MAE values for all competing assessors. We believe that this is most likely caused by the slightly noisier contexts compared with the Wikipedia only based ones which eventually leads to more spurious entailment relationships than in the previous case. As before, we note that the relatively simple prompt employed by FS leads to large numbers of atoms labeled as supported.

Tables 10 and 11 contain the detailed results obtained on the labeled Biographies dataset including the standard deviations for each of the reported performance measures.

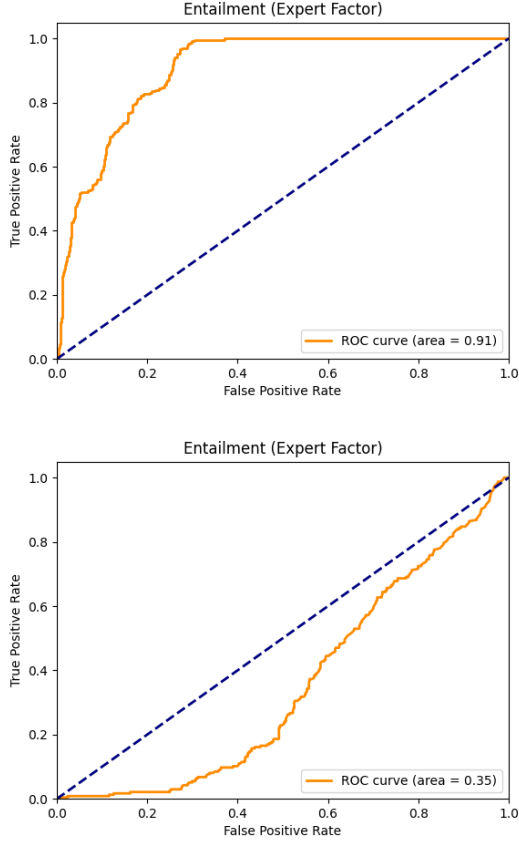


Figure 8: ROC curves for the llama- (top) v itc-based (bottom) relation models predicting entailment on the Expert FACTOR dataset.

Tables 12, 14, 16 and 18 report the detailed results obtained on the unlabeled datasets AskH, Books, ELI5 and LFObj using Wikipedia retrieved contexts. Tables 13, 7, 17 and 19 show the detailed results obtained on the unlabeled datasets Books, ELI5 and LFObj using Google Search results based contexts. All these additional results show a similar pattern to those reported for the AskH dataset in the main paper.

#### C.4 Statistical Significance Tests

Tables 20, 25, 21, 24, 22, 26, 23, 27 show the  $p$ -values obtained for the statistical significance tests on the AskH, ELI5, Books and LFObj using both Wikipedia and Google Search based contexts. When looking at FR versus FS, we can see that FS consistently achieves higher precision and  $F_1@K$  measures. However, it is most likely the case that a considerable portion of the atoms classified as true by FS are actually false positives (we verified this hypothesis in experiments with the labeled Biographies dataset). When looking at FR vs FV, we notice that FR’s measures are consistently better than FV’s ones, except when using the smaller

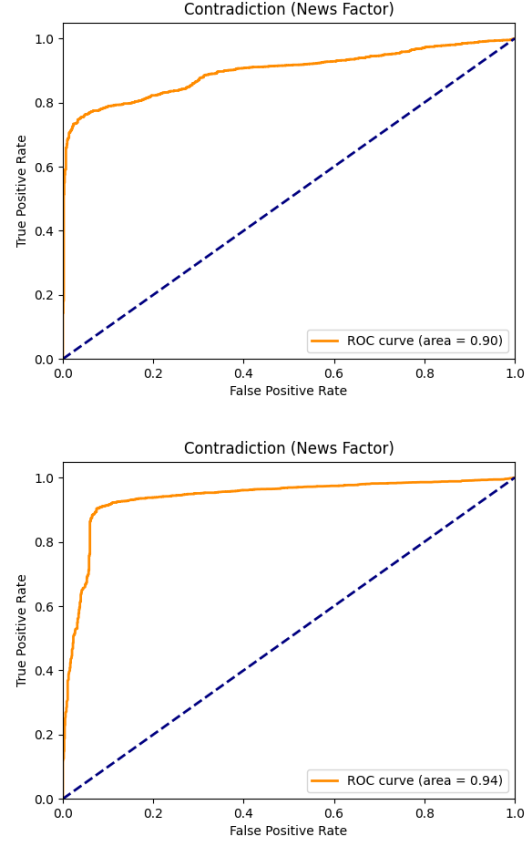


Figure 9: ROC curves for the llama- (top) v itc-based (bottom) relation models predicting contradiction on the News FACTOR dataset.

| Method                  | # S | # C | # U | Pr   | $F_1$ | $F_1@K$ | MAE  | $\mathcal{E}$ |
|-------------------------|-----|-----|-----|------|-------|---------|------|---------------|
| granite-3.0-8b-instruct |     |     |     |      |       |         |      |               |
| FS                      | 24  | 6   |     | 0.76 | 0.80  | 0.73    | 0.15 |               |
| FV                      | 20  | 2   | 8   | 0.64 | 0.74  | 0.62    | 0.14 |               |
| VS                      | 21  | 1   | 8   | 0.67 | 0.74  | 0.65    | 0.14 |               |
| FR1                     | 23  | 3   | 4   | 0.73 | 0.79  | 0.70    | 0.14 | 0.08          |
| FR2                     | 24  | 5   | 0   | 0.78 | 0.80  | 0.75    | 0.19 | 0.04          |
| FR3                     | 24  | 5   | 0   | 0.78 | 0.79  | 0.74    | 0.18 | 0.04          |
| llama-3.1-70b-instruct  |     |     |     |      |       |         |      |               |
| FS                      | 23  | 7   |     | 0.73 | 0.82  | 0.71    | 0.14 |               |
| FV                      | 23  | 3   | 4   | 0.72 | 0.82  | 0.70    | 0.13 |               |
| VS                      | 23  | 1   | 6   | 0.72 | 0.81  | 0.70    | 0.13 |               |
| FR1                     | 21  | 2   | 7   | 0.66 | 0.81  | 0.64    | 0.11 | 0.06          |
| FR2                     | 24  | 2   | 3   | 0.77 | 0.83  | 0.74    | 0.16 | 0.03          |
| FR3                     | 24  | 2   | 3   | 0.77 | 0.83  | 0.74    | 0.16 | 0.03          |
| mixtral-8x22b-instruct  |     |     |     |      |       |         |      |               |
| FS                      | 24  | 6   |     | 0.75 | 0.83  | 0.72    | 0.15 |               |
| FV                      | 22  | 2   | 5   | 0.71 | 0.82  | 0.69    | 0.12 |               |
| VS                      | 23  | 1   | 5   | 0.73 | 0.81  | 0.71    | 0.13 |               |
| FR1                     | 22  | 1   | 6   | 0.71 | 0.81  | 0.69    | 0.13 | 0.05          |
| FR2                     | 25  | 1   | 3   | 0.81 | 0.82  | 0.77    | 0.19 | 0.03          |
| FR3                     | 25  | 2   | 3   | 0.80 | 0.82  | 0.77    | 0.19 | 0.03          |

Table 9: Results obtained on the labeled Biographies dataset using Google Search retrieved contexts.

granite model. This indicates that the smaller granite model is not a suitable relation model for FR



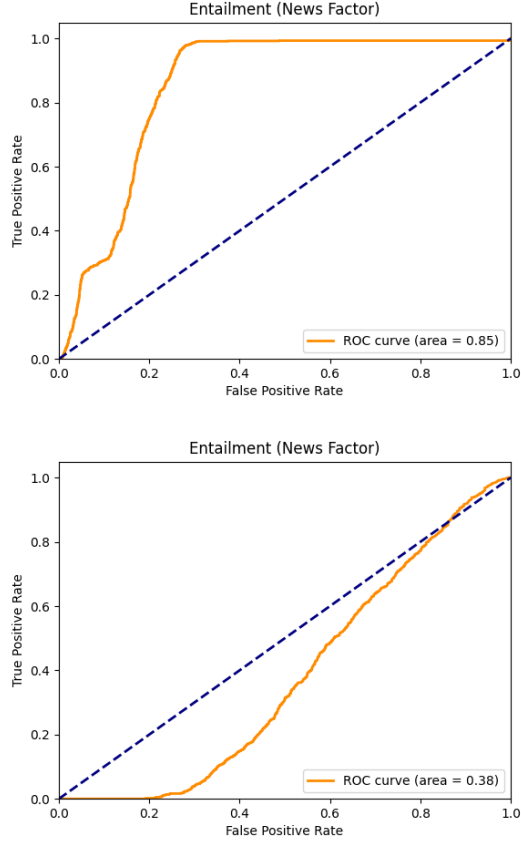


Figure 10: ROC curves for the llama- (top) vitc-based (bottom) relation models predicting entailment on the News FACTOR dataset.

| Assessor                | # S  | # C  | # U  | Pr               | $F_1$            | $F_1@K$          | MAE              | $\mathcal{E}$    |
|-------------------------|------|------|------|------------------|------------------|------------------|------------------|------------------|
| granite-3.0-8b-instruct |      |      |      |                  |                  |                  |                  |                  |
| FS                      | 18±8 | 12±5 |      | 0.59±0.17        | 0.70±0.17        | 0.57±0.20        | 0.17±0.14        |                  |
| FV                      | 14±7 | 2±1  | 14±6 | 0.45±0.19        | 0.67±0.15        | 0.44±0.21        | 0.21±0.14        |                  |
| VS                      | 15±8 | 8±4  | 6±3  | 0.49±0.20        | 0.64±0.19        | 0.48±0.22        | 0.21±0.14        |                  |
| FR1                     | 14±6 | 2±2  | 14±6 | 0.43±0.20        | 0.70±0.15        | 0.43±0.21        | 0.22±0.13        | 0.12±0.01        |
| FR2                     | 20±6 | 4±3  | 6±3  | <b>0.62±0.21</b> | <b>0.78±0.15</b> | <b>0.61±0.23</b> | <b>0.12±0.13</b> | 0.06±0.01        |
| FR3                     | 19±6 | 4±3  | 6±3  | 0.60±0.19        | 0.78±0.14        | 0.59±0.22        | 0.13±0.13        | 0.06±0.01        |
| llama-3.1-70b-instruct  |      |      |      |                  |                  |                  |                  |                  |
| FS                      | 19±8 | 12±5 |      | 0.59±0.20        | 0.73±0.16        | 0.58±0.20        | 0.16±0.14        |                  |
| FV                      | 15±8 | 1±1  | 14±6 | 0.47±0.20        | 0.73±0.15        | 0.47±0.22        | 0.19±0.12        |                  |
| VS                      | 12±8 | 0    | 18±7 | 0.38±0.21        | 0.64±0.18        | 0.38±0.23        | 0.27±0.15        |                  |
| FR1                     | 13±8 | 1±2  | 16±6 | 0.42±0.20        | 0.71±0.15        | 0.42±0.21        | 0.23±0.13        | 0.10±0.02        |
| FR2                     | 19±9 | 2±2  | 9±5  | <b>0.60±0.20</b> | <b>0.83±0.13</b> | <b>0.59±0.24</b> | <b>0.11±0.11</b> | <b>0.06±0.02</b> |
| FR3                     | 19±9 | 2±2  | 9±5  | <b>0.60±0.20</b> | <b>0.83±0.14</b> | <b>0.59±0.24</b> | <b>0.11±0.12</b> | <b>0.06±0.02</b> |
| mixtral-8x22b-instruct  |      |      |      |                  |                  |                  |                  |                  |
| FS                      | 19±8 | 12±5 |      | 0.59±0.18        | 0.74±0.16        | 0.58±0.20        | 0.16±0.13        |                  |
| FV                      | 15±7 | 1±1  | 13±5 | 0.49±0.18        | 0.72±0.14        | 0.48±0.21        | 0.19±0.12        |                  |
| VS                      | 13±7 | 1±1  | 15±6 | 0.42±0.18        | 0.65±0.15        | 0.42±0.20        | 0.25±0.14        |                  |
| FR1                     | 14±8 | 0±1  | 15±6 | 0.44±0.20        | 0.72±0.15        | 0.44±0.22        | 0.21±0.13        | 0.10±0.02        |
| FR2                     | 20±9 | 1±1  | 8±5  | <b>0.63±0.20</b> | <b>0.83±0.14</b> | <b>0.62±0.24</b> | <b>0.11±0.11</b> | <b>0.07±0.01</b> |
| FR3                     | 20±9 | 1±1  | 9±5  | <b>0.64±0.21</b> | <b>0.83±0.14</b> | <b>0.62±0.24</b> | <b>0.11±0.12</b> | <b>0.07±0.01</b> |

Table 10: Results obtained on the labeled Biographies dataset using Wikipedia retrieved contexts.

compared with the stronger LLaMA and Mixtral models. When looking at FR vs VS, we notice again that FR’s measures almost always better than those corresponding to the VS assessor.

## D Prompts

Tables 28, 29 and 30 show the prompt templates we used for the Atomizer, Reviser and Evaluator

| Method                  | # S   | # C | # U | Pr        | $F_1$     | $F_1@K$   | MAE       | $\mathcal{E}$ |
|-------------------------|-------|-----|-----|-----------|-----------|-----------|-----------|---------------|
| granite-3.0-8b-instruct |       |     |     |           |           |           |           |               |
| FS                      | 24±10 | 6±5 |     | 0.76±0.20 | 0.80±0.17 | 0.73±0.23 | 0.15±0.14 |               |
| FV                      | 20±8  | 2±2 | 8±4 | 0.64±0.18 | 0.74±0.16 | 0.62±0.21 | 0.14±0.12 |               |
| VS                      | 21±9  | 1±1 | 8±4 | 0.67±0.18 | 0.74±0.17 | 0.65±0.21 | 0.14±0.12 |               |
| FR1                     | 23±9  | 3±2 | 4±3 | 0.73±0.19 | 0.79±0.15 | 0.70±0.22 | 0.14±0.14 | 0.08±0.01     |
| FR2                     | 24±10 | 5±5 | 0±1 | 0.78±0.20 | 0.80±0.18 | 0.75±0.23 | 0.19±0.16 | 0.04±0.01     |
| FR3                     | 24±10 | 5±6 | 0±1 | 0.78±0.21 | 0.79±0.18 | 0.74±0.24 | 0.18±0.16 | 0.04±0.01     |
| llama-3.1-70b-instruct  |       |     |     |           |           |           |           |               |
| FS                      | 23±10 | 7±5 |     | 0.73±0.20 | 0.82±0.15 | 0.71±0.23 | 0.14±0.13 |               |
| FV                      | 23±10 | 3±2 | 4±3 | 0.72±0.20 | 0.82±0.16 | 0.70±0.23 | 0.13±0.12 |               |
| VS                      | 23±10 | 1±1 | 6±5 | 0.72±0.21 | 0.81±0.15 | 0.70±0.24 | 0.13±0.12 |               |
| FR1                     | 21±9  | 2±1 | 7±4 | 0.66±0.22 | 0.81±0.15 | 0.64±0.22 | 0.11±0.12 | 0.06±0.01     |
| FR2                     | 24±10 | 2±2 | 3±3 | 0.77±0.20 | 0.83±0.17 | 0.74±0.23 | 0.16±0.14 | 0.03±0.01     |
| FR3                     | 24±10 | 2±2 | 3±3 | 0.77±0.20 | 0.83±0.17 | 0.74±0.23 | 0.16±0.14 | 0.03±0.01     |
| mixtral-8x22b-instruct  |       |     |     |           |           |           |           |               |
| FS                      | 24±10 | 6±5 |     | 0.75±0.20 | 0.83±0.16 | 0.72±0.23 | 0.15±0.14 |               |
| FV                      | 22±9  | 2±2 | 5±4 | 0.71±0.20 | 0.82±0.15 | 0.69±0.23 | 0.12±0.12 |               |
| VS                      | 23±10 | 1±1 | 5±4 | 0.73±0.21 | 0.81±0.16 | 0.71±0.24 | 0.13±0.13 |               |
| FR1                     | 22±9  | 1±1 | 6±4 | 0.71±0.20 | 0.81±0.15 | 0.69±0.23 | 0.13±0.13 | 0.05±0.01     |
| FR2                     | 25±10 | 1±2 | 3±3 | 0.81±0.18 | 0.82±0.17 | 0.77±0.22 | 0.19±0.16 | 0.03±0.01     |
| FR3                     | 25±10 | 2±4 | 3±3 | 0.80±0.19 | 0.82±0.17 | 0.77±0.22 | 0.19±0.17 | 0.03±0.01     |

Table 11: Results obtained on the labeled Biographies dataset using Google Search retrieved contexts.

| Assessor                | # S  | # C | # U  | Pr ↑      | $F_1@K$ ↑ | $\mathcal{E}$ ↓ |
|-------------------------|------|-----|------|-----------|-----------|-----------------|
| granite-3.0-8b-instruct |      |     |      |           |           |                 |
| FS                      | 17±6 | 5±3 |      | 0.76±0.15 | 0.74±0.17 |                 |
| FB                      | 8±4  | 0±1 | 13±4 | 0.35±0.15 | 0.36±0.17 |                 |
| FV                      | 12±5 | 4±2 | 5±2  | 0.55±0.16 | 0.55±0.18 |                 |
| FR1 (ours)              | 4±3  | 1±1 | 16±4 | 0.19±0.14 | 0.19±0.13 | 0.14±0.01       |
| FR2 (ours)              | 10±6 | 9±5 | 2±2  | 0.46±0.22 | 0.47±0.24 | 0.09±0.03       |
| FR3 (ours)              | 11±6 | 8±4 | 2±2  | 0.47±0.22 | 0.48±0.24 | 0.10±0.03       |
| llama-3.1-70b-instruct  |      |     |      |           |           |                 |
| FS                      | 15±5 | 7±3 |      | 0.69±0.15 | 0.68±0.16 |                 |
| FB                      | 8±5  | 0   | 13±4 | 0.37±0.19 | 0.38±0.21 |                 |
| FV                      | 5±4  | 0   | 16±5 | 0.25±0.16 | 0.25±0.18 |                 |
| FR1 (ours)              | 5±4  | 0   | 17±4 | 0.21±0.16 | 0.22±0.18 | 0.13±0.02       |
| FR2 (ours)              | 10±7 | 1±1 | 10±5 | 0.45±0.26 | 0.46±0.28 | 0.09±0.04       |
| FR3 (ours)              | 10±7 | 1±1 | 10±5 | 0.44±0.25 | 0.45±0.27 | 0.09±0.04       |
| mixtral-8x22b-instruct  |      |     |      |           |           |                 |
| FS                      | 16±5 | 6±3 |      | 0.71±0.15 | 0.70±0.16 |                 |
| FB                      | 9±5  | 0   | 12±4 | 0.43±0.17 | 0.43±0.19 |                 |
| FV                      | 7±4  | 0   | 14±5 | 0.34±0.17 | 0.34±0.19 |                 |
| FR1 (ours)              | 5±4  | 0   | 17±4 | 0.22±0.18 | 0.23±0.20 | 0.12±0.02       |
| FR2 (ours)              | 11±5 | 0   | 11±5 | 0.46±0.28 | 0.47±0.30 | 0.09±0.04       |
| FR3 (ours)              | 11±8 | 0   | 11±5 | 0.46±0.30 | 0.47±0.30 | 0.09±0.04       |

Table 12: Results obtained on the unlabeled AskH dataset using Wikipedia retrieved contexts.

stages of the FactReasoner pipeline. Tables 31, 32 and 33 show the prompts used by the prompt-based assessors: FactScore (FS), FactVerify (FV) and VeriScore (VS), respectively.

## D.1 Examples of Instances from the Conflicts Dataset

Table 35 presents an example claim along with its corresponding contexts from the Conflicts dataset. In these cases, FR correctly classified the claims as true, whereas its prompt-based counterparts struggled. This discrepancy arises because the presence of two conflicting contexts tends to confuse the language models used by FS, VS, and FV, leading them to misclassify the claims.

| Assessor                | # S        | # C       | # U       | Pr $\uparrow$   | $F_1@K$ $\uparrow$ | $\mathcal{E}$ $\downarrow$ |
|-------------------------|------------|-----------|-----------|-----------------|--------------------|----------------------------|
| granite-3.0-8b-instruct |            |           |           |                 |                    |                            |
| FS                      | 18 $\pm$ 6 | 3 $\pm$ 2 |           | 0.82 $\pm$ 0.13 | 0.81 $\pm$ 0.15    |                            |
| FV                      | 14 $\pm$ 5 | 1 $\pm$ 1 | 7 $\pm$ 3 | 0.62 $\pm$ 0.16 | 0.62 $\pm$ 0.19    |                            |
| VS                      | 14 $\pm$ 5 | 3 $\pm$ 2 | 3 $\pm$ 2 | 0.65 $\pm$ 0.15 | 0.65 $\pm$ 0.15    |                            |
| FR1 (ours)              | 13 $\pm$ 5 | 4 $\pm$ 2 | 4 $\pm$ 2 | 0.60 $\pm$ 0.17 | 0.60 $\pm$ 0.20    | 0.08 $\pm$ 0.02            |
| FR2 (ours)              | 14 $\pm$ 8 | 7 $\pm$ 5 | 0         | 0.63 $\pm$ 0.27 | 0.62 $\pm$ 0.28    | 0.04 $\pm$ 0.03            |
| FR3 (ours)              | 15 $\pm$ 7 | 7 $\pm$ 5 | 0         | 0.67 $\pm$ 0.24 | 0.66 $\pm$ 0.25    | 0.06 $\pm$ 0.03            |
| llama-3.1-70b-instruct  |            |           |           |                 |                    |                            |
| FS                      | 18 $\pm$ 5 | 3 $\pm$ 2 |           | 0.82 $\pm$ 0.12 | 0.80 $\pm$ 0.14    |                            |
| FV                      | 16 $\pm$ 6 | 1 $\pm$ 1 | 5 $\pm$ 3 | 0.71 $\pm$ 0.18 | 0.70 $\pm$ 0.20    |                            |
| VS                      | 15 $\pm$ 6 | 0         | 7 $\pm$ 3 | 0.66 $\pm$ 0.18 | 0.65 $\pm$ 0.20    |                            |
| FR1 (ours)              | 12 $\pm$ 6 | 1 $\pm$ 1 | 8 $\pm$ 4 | 0.53 $\pm$ 0.19 | 0.54 $\pm$ 0.22    | 0.08 $\pm$ 0.03            |
| FR2 (ours)              | 17 $\pm$ 6 | 1 $\pm$ 1 | 3 $\pm$ 3 | 0.76 $\pm$ 0.18 | 0.74 $\pm$ 0.20    | 0.04 $\pm$ 0.03            |
| FR3 (ours)              | 17 $\pm$ 6 | 2 $\pm$ 1 | 3 $\pm$ 3 | 0.75 $\pm$ 0.18 | 0.74 $\pm$ 0.20    | 0.04 $\pm$ 0.03            |
| mixtral-8x22b-instruct  |            |           |           |                 |                    |                            |
| FS                      | 18 $\pm$ 6 | 3 $\pm$ 2 |           | 0.82 $\pm$ 0.13 | 0.80 $\pm$ 0.15    |                            |
| FV                      | 15 $\pm$ 6 | 0 $\pm$ 1 | 6 $\pm$ 3 | 0.67 $\pm$ 0.18 | 0.67 $\pm$ 0.21    |                            |
| VS                      | 15 $\pm$ 6 | 0 $\pm$ 1 | 6 $\pm$ 3 | 0.68 $\pm$ 0.18 | 0.67 $\pm$ 0.20    |                            |
| FR1 (ours)              | 14 $\pm$ 6 | 0         | 8 $\pm$ 4 | 0.60 $\pm$ 0.20 | 0.60 $\pm$ 0.22    | 0.07 $\pm$ 0.03            |
| FR2 (ours)              | 18 $\pm$ 7 | 0         | 3 $\pm$ 3 | 0.80 $\pm$ 0.17 | 0.79 $\pm$ 0.19    | 0.04 $\pm$ 0.03            |
| FR3 (ours)              | 18 $\pm$ 7 | 0         | 3 $\pm$ 3 | 0.80 $\pm$ 0.17 | 0.79 $\pm$ 0.19    | 0.04 $\pm$ 0.03            |

Table 13: Results obtained on the unlabeled AskH dataset using Google Search retrieved contexts.

| Method                  | # S        | # C       | # U       | Pr              | $F_1@K$         | $\mathcal{E}$   |
|-------------------------|------------|-----------|-----------|-----------------|-----------------|-----------------|
| granite-3.0-8b-instruct |            |           |           |                 |                 |                 |
| FS                      | 20 $\pm$ 7 | 2 $\pm$ 2 |           | 0.87 $\pm$ 0.13 | 0.84 $\pm$ 0.15 |                 |
| FV                      | 16 $\pm$ 6 | 0 $\pm$ 1 | 6 $\pm$ 3 | 0.71 $\pm$ 0.17 | 0.70 $\pm$ 0.18 |                 |
| VS                      | 18 $\pm$ 7 | 2 $\pm$ 2 | 3 $\pm$ 2 | 0.76 $\pm$ 0.17 | 0.75 $\pm$ 0.19 |                 |
| FR1                     | 18 $\pm$ 8 | 0 $\pm$ 1 | 3 $\pm$ 3 | 0.79 $\pm$ 0.19 | 0.77 $\pm$ 0.20 | 0.04 $\pm$ 0.03 |
| FR2                     | 21 $\pm$ 7 | 1 $\pm$ 1 | 0 $\pm$ 1 | 0.90 $\pm$ 0.14 | 0.86 $\pm$ 0.15 | 0.02 $\pm$ 0.02 |
| FR3                     | 17 $\pm$ 8 | 5 $\pm$ 5 | 0         | 0.74 $\pm$ 0.27 | 0.72 $\pm$ 0.27 | 0.04 $\pm$ 0.03 |
| llama-3.1-70b-instruct  |            |           |           |                 |                 |                 |
| FS                      | 20 $\pm$ 7 | 3 $\pm$ 3 |           | 0.84 $\pm$ 0.15 | 0.82 $\pm$ 0.17 |                 |
| FV                      | 18 $\pm$ 8 | 0 $\pm$ 1 | 4 $\pm$ 4 | 0.78 $\pm$ 0.20 | 0.76 $\pm$ 0.21 |                 |
| VS                      | 17 $\pm$ 8 | 0         | 5 $\pm$ 5 | 0.72 $\pm$ 0.23 | 0.71 $\pm$ 0.23 |                 |
| FR1                     | 14 $\pm$ 7 | 1 $\pm$ 1 | 7 $\pm$ 5 | 0.62 $\pm$ 0.23 | 0.62 $\pm$ 0.24 | 0.07 $\pm$ 0.03 |
| FR2                     | 19 $\pm$ 8 | 1 $\pm$ 1 | 3 $\pm$ 3 | 0.80 $\pm$ 0.21 | 0.78 $\pm$ 0.21 | 0.04 $\pm$ 0.03 |
| FR3                     | 18 $\pm$ 7 | 2 $\pm$ 6 | 2 $\pm$ 2 | 0.80 $\pm$ 0.20 | 0.78 $\pm$ 0.21 | 0.04 $\pm$ 0.03 |
| mixtral-8x22b-instruct  |            |           |           |                 |                 |                 |
| FS                      | 20 $\pm$ 7 | 3 $\pm$ 3 |           | 0.84 $\pm$ 0.16 | 0.82 $\pm$ 0.18 |                 |
| FV                      | 18 $\pm$ 7 | 0         | 4 $\pm$ 4 | 0.76 $\pm$ 0.20 | 0.74 $\pm$ 0.21 |                 |
| VS                      | 18 $\pm$ 8 | 0         | 4 $\pm$ 4 | 0.79 $\pm$ 0.20 | 0.77 $\pm$ 0.21 |                 |
| FR1                     | 16 $\pm$ 7 | 0 $\pm$ 0 | 6 $\pm$ 4 | 0.69 $\pm$ 0.22 | 0.68 $\pm$ 0.23 | 0.06 $\pm$ 0.03 |
| FR2                     | 20 $\pm$ 7 | 0 $\pm$ 0 | 2 $\pm$ 3 | 0.86 $\pm$ 0.17 | 0.83 $\pm$ 0.18 | 0.03 $\pm$ 0.03 |
| FR3                     | 20 $\pm$ 7 | 0 $\pm$ 0 | 2 $\pm$ 3 | 0.86 $\pm$ 0.17 | 0.83 $\pm$ 0.18 | 0.03 $\pm$ 0.03 |

Table 15: Results obtained on the unlabeled Books dataset using Google Search retrieved contexts.

| Method                  | # S        | # C       | # U        | Pr              | $F_1@K$         | $\mathcal{E}$   |
|-------------------------|------------|-----------|------------|-----------------|-----------------|-----------------|
| granite-3.0-8b-instruct |            |           |            |                 |                 |                 |
| FS                      | 17 $\pm$ 6 | 6 $\pm$ 4 |            | 0.72 $\pm$ 0.19 | 0.71 $\pm$ 0.20 |                 |
| FV                      | 9 $\pm$ 5  | 0         | 13 $\pm$ 5 | 0.38 $\pm$ 0.18 | 0.38 $\pm$ 0.18 |                 |
| VS                      | 15 $\pm$ 6 | 3 $\pm$ 2 | 4 $\pm$ 2  | 0.63 $\pm$ 0.16 | 0.63 $\pm$ 0.18 |                 |
| FR1                     | 8 $\pm$ 6  | 0 $\pm$ 0 | 14 $\pm$ 6 | 0.34 $\pm$ 0.23 | 0.34 $\pm$ 0.24 | 0.11 $\pm$ 0.03 |
| FR2                     | 15 $\pm$ 9 | 0 $\pm$ 1 | 7 $\pm$ 6  | 0.64 $\pm$ 0.29 | 0.63 $\pm$ 0.29 | 0.06 $\pm$ 0.04 |
| FR3                     | 13 $\pm$ 8 | 7 $\pm$ 6 | 2 $\pm$ 3  | 0.55 $\pm$ 0.27 | 0.54 $\pm$ 0.28 | 0.09 $\pm$ 0.03 |
| llama-3.1-70b-instruct  |            |           |            |                 |                 |                 |
| FS                      | 16 $\pm$ 6 | 7 $\pm$ 4 |            | 0.69 $\pm$ 0.18 | 0.68 $\pm$ 0.19 |                 |
| FV                      | 10 $\pm$ 6 | 0         | 12 $\pm$ 5 | 0.43 $\pm$ 0.22 | 0.43 $\pm$ 0.23 |                 |
| VS                      | 5 $\pm$ 4  | 0         | 17 $\pm$ 4 | 0.24 $\pm$ 0.18 | 0.24 $\pm$ 0.18 |                 |
| FR1                     | 5 $\pm$ 5  | 0 $\pm$ 0 | 17 $\pm$ 6 | 0.24 $\pm$ 0.18 | 0.24 $\pm$ 0.19 | 0.12 $\pm$ 0.02 |
| FR2                     | 11 $\pm$ 8 | 1 $\pm$ 1 | 10 $\pm$ 6 | 0.49 $\pm$ 0.29 | 0.49 $\pm$ 0.29 | 0.09 $\pm$ 0.04 |
| FR3                     | 12 $\pm$ 8 | 2 $\pm$ 2 | 9 $\pm$ 6  | 0.49 $\pm$ 0.28 | 0.50 $\pm$ 0.29 | 0.09 $\pm$ 0.04 |
| mixtral-8x22b-instruct  |            |           |            |                 |                 |                 |
| FS                      | 17 $\pm$ 6 | 6 $\pm$ 4 |            | 0.72 $\pm$ 0.19 | 0.71 $\pm$ 0.20 |                 |
| FV                      | 11 $\pm$ 6 | 0         | 11 $\pm$ 5 | 0.50 $\pm$ 0.21 | 0.50 $\pm$ 0.21 |                 |
| VS                      | 10 $\pm$ 6 | 0         | 12 $\pm$ 6 | 0.43 $\pm$ 0.22 | 0.43 $\pm$ 0.22 |                 |
| FR1                     | 6 $\pm$ 5  | 0 $\pm$ 0 | 17 $\pm$ 6 | 0.25 $\pm$ 0.20 | 0.25 $\pm$ 0.21 | 0.12 $\pm$ 0.03 |
| FR2                     | 12 $\pm$ 8 | 0 $\pm$ 0 | 10 $\pm$ 6 | 0.51 $\pm$ 0.29 | 0.51 $\pm$ 0.30 | 0.08 $\pm$ 0.04 |
| FR3                     | 12 $\pm$ 8 | 0 $\pm$ 0 | 10 $\pm$ 6 | 0.51 $\pm$ 0.30 | 0.51 $\pm$ 0.30 | 0.08 $\pm$ 0.04 |

Table 14: Results obtained on the unlabeled Books dataset using Wikipedia retrieved contexts.

| Method                  | # S        | # C       | # U        | Pr              | $F_1@K$         | $\mathcal{E}$   |
|-------------------------|------------|-----------|------------|-----------------|-----------------|-----------------|
| granite-3.0-8b-instruct |            |           |            |                 |                 |                 |
| FS                      | 17 $\pm$ 5 | 4 $\pm$ 3 |            | 0.77 $\pm$ 0.15 | 0.77 $\pm$ 0.17 |                 |
| FV                      | 8 $\pm$ 3  | 0         | 12 $\pm$ 4 | 0.39 $\pm$ 0.15 | 0.40 $\pm$ 0.16 |                 |
| VS                      | 13 $\pm$ 5 | 4 $\pm$ 2 | 4 $\pm$ 2  | 0.59 $\pm$ 0.17 | 0.60 $\pm$ 0.18 |                 |
| FR1                     | 5 $\pm$ 4  | 1 $\pm$ 1 | 15 $\pm$ 4 | 0.23 $\pm$ 0.15 | 0.24 $\pm$ 0.16 | 0.13 $\pm$ 0.01 |
| FR2                     | 14 $\pm$ 6 | 4 $\pm$ 3 | 3 $\pm$ 2  | 0.63 $\pm$ 0.22 | 0.63 $\pm$ 0.24 | 0.08 $\pm$ 0.03 |
| FR3                     | 14 $\pm$ 6 | 4 $\pm$ 3 | 3 $\pm$ 2  | 0.64 $\pm$ 0.21 | 0.64 $\pm$ 0.23 | 0.08 $\pm$ 0.03 |
| llama-3.1-70b-instruct  |            |           |            |                 |                 |                 |
| FS                      | 16 $\pm$ 5 | 5 $\pm$ 3 |            | 0.74 $\pm$ 0.14 | 0.74 $\pm$ 0.16 |                 |
| FV                      | 10 $\pm$ 5 | 0         | 10 $\pm$ 4 | 0.47 $\pm$ 0.21 | 0.47 $\pm$ 0.22 |                 |
| VS                      | 6 $\pm$ 4  | 0         | 15 $\pm$ 5 | 0.29 $\pm$ 0.18 | 0.30 $\pm$ 0.19 |                 |
| FR1                     | 5 $\pm$ 4  | 0         | 15 $\pm$ 4 | 0.25 $\pm$ 0.19 | 0.26 $\pm$ 0.20 | 0.12 $\pm$ 0.02 |
| FR2                     | 12 $\pm$ 7 | 1 $\pm$ 1 | 8 $\pm$ 5  | 0.54 $\pm$ 0.28 | 0.55 $\pm$ 0.28 | 0.08 $\pm$ 0.04 |
| FR3                     | 12 $\pm$ 7 | 1 $\pm$ 1 | 8 $\pm$ 5  | 0.54 $\pm$ 0.27 | 0.55 $\pm$ 0.28 | 0.08 $\pm$ 0.04 |
| mixtral-8x22b-instruct  |            |           |            |                 |                 |                 |
| FS                      | 17 $\pm$ 5 | 4 $\pm$ 3 |            | 0.78 $\pm$ 0.14 | 0.77 $\pm$ 0.15 |                 |
| FV                      | 12 $\pm$ 5 | 0         | 9 $\pm$ 4  | 0.55 $\pm$ 0.18 | 0.55 $\pm$ 0.19 |                 |
| VS                      | 9 $\pm$ 5  | 0         | 11 $\pm$ 4 | 0.44 $\pm$ 0.19 | 0.44 $\pm$ 0.21 |                 |
| FR1                     | 6 $\pm$ 5  | 0         | 15 $\pm$ 4 | 0.27 $\pm$ 0.20 | 0.28 $\pm$ 0.21 | 0.12 $\pm$ 0.03 |
| FR2                     | 12 $\pm$ 7 | 0         | 8 $\pm$ 6  | 0.55 $\pm$ 0.29 | 0.56 $\pm$ 0.30 | 0.08 $\pm$ 0.04 |
| FR3                     | 12 $\pm$ 7 | 0         | 9 $\pm$ 6  | 0.55 $\pm$ 0.31 | 0.56 $\pm$ 0.31 | 0.08 $\pm$ 0.04 |

Table 16: Results obtained on the unlabeled ELI5 dataset using Wikipedia retrieved contexts.

| Method                  | # S  | # C | # U | Pr        | $F_1@K$   | $\mathcal{E}$ |
|-------------------------|------|-----|-----|-----------|-----------|---------------|
| granite-3.0-8b-instruct |      |     |     |           |           |               |
| FS                      | 18±5 | 3±2 |     | 0.85±0.11 | 0.84±0.13 |               |
| FV                      | 15±5 | 0±1 | 5±2 | 0.69±0.14 | 0.70±0.16 |               |
| VS                      | 16±5 | 2±2 | 3±1 | 0.71±0.14 | 0.72±0.17 |               |
| FR1                     | 14±5 | 3±2 | 3±2 | 0.66±0.17 | 0.67±0.19 | 0.08±0.02     |
| FR2                     | 18±6 | 3±4 | 0   | 0.82±0.21 | 0.80±0.21 | 0.03±0.02     |
| FR3                     | 16±6 | 3±3 | 0   | 0.83±0.18 | 0.82±0.18 | 0.03±0.03     |
| llama-3.1-70b-instruct  |      |     |     |           |           |               |
| FS                      | 19±5 | 3±2 |     | 0.86±0.12 | 0.84±0.13 |               |
| FV                      | 18±5 | 1±1 | 3±2 | 0.81±0.16 | 0.80±0.17 |               |
| VS                      | 17±5 | 0   | 4±3 | 0.78±0.16 | 0.77±0.17 |               |
| FR1                     | 14±6 | 1±1 | 6±4 | 0.65±0.20 | 0.66±0.21 | 0.07±0.03     |
| FR2                     | 19±5 | 1±1 | 1±1 | 0.86±0.14 | 0.85±0.16 | 0.03±0.03     |
| FR3                     | 19±6 | 1±1 | 1±1 | 0.86±0.15 | 0.84±0.16 | 0.03±0.03     |
| mixtral-8x22b-instruct  |      |     |     |           |           |               |
| FS                      | 19±5 | 2±2 |     | 0.87±0.11 | 0.86±0.13 |               |
| FV                      | 17±5 | 0   | 3±2 | 0.79±0.15 | 0.79±0.17 |               |
| VS                      | 17±5 | 0±1 | 3±2 | 0.79±0.15 | 0.78±0.17 |               |
| FR1                     | 16±5 | 0   | 5±3 | 0.74±0.18 | 0.74±0.19 | 0.05±0.03     |
| FR2                     | 20±5 | 0   | 1±2 | 0.90±0.12 | 0.88±0.13 | 0.02±0.02     |
| FR3                     | 20±5 | 0   | 1±2 | 0.90±0.12 | 0.88±0.13 | 0.02±0.02     |

Table 17: Results obtained on the unlabeled ELI5 dataset using Google Search retrieved contexts.

| Method                  | # S   | # C | # U  | Pr        | $F_1@K$   | $\mathcal{E}$ |
|-------------------------|-------|-----|------|-----------|-----------|---------------|
| granite-3.0-8b-instruct |       |     |      |           |           |               |
| FS                      | 22±9  | 4±2 |      | 0.83±0.10 | 0.82±0.12 |               |
| FV                      | 13±6  | 0±1 | 12±5 | 0.50±0.15 | 0.50±0.16 |               |
| VS                      | 18±8  | 4±3 | 4±2  | 0.69±0.14 | 0.69±0.16 |               |
| FR1                     | 12±8  | 0±0 | 13±7 | 0.46±0.23 | 0.47±0.24 | 0.09±0.03     |
| FR2                     | 20±11 | 0±1 | 4±6  | 0.79±0.24 | 0.78±0.25 | 0.04±0.04     |
| FR3                     | 15±11 | 8±6 | 2±6  | 0.58±0.28 | 0.58±0.28 | 0.08±0.04     |
| llama-3.1-70b-instruct  |       |     |      |           |           |               |
| FS                      | 18±9  | 7±4 |      | 0.71±0.16 | 0.71±0.17 |               |
| FV                      | 14±9  | 0   | 11±6 | 0.53±0.21 | 0.54±0.21 |               |
| VS                      | 10±7  | 0   | 15±7 | 0.41±0.21 | 0.41±0.22 |               |
| FR1                     | 10±8  | 0±1 | 15±6 | 0.39±0.21 | 0.39±0.22 | 0.11±0.02     |
| FR2                     | 18±10 | 1±1 | 5±6  | 0.70±0.26 | 0.70±0.26 | 0.06±0.04     |
| FR3                     | 18±10 | 1±1 | 5±6  | 0.71±0.26 | 0.70±0.26 | 0.06±0.04     |
| mixtral-8x22b-instruct  |       |     |      |           |           |               |
| FS                      | 20±9  | 6±4 |      | 0.76±0.16 | 0.75±0.17 |               |
| FV                      | 15±8  | 0   | 10±5 | 0.59±0.18 | 0.59±0.18 |               |
| VS                      | 15±8  | 0   | 10±5 | 0.57±0.19 | 0.57±0.20 |               |
| FR1                     | 11±8  | 0±0 | 14±7 | 0.41±0.22 | 0.42±0.23 | 0.10±0.03     |
| FR2                     | 19±10 | 0±0 | 6±6  | 0.74±0.26 | 0.74±0.26 | 0.05±0.04     |
| FR3                     | 19±10 | 0±0 | 6±7  | 0.74±0.26 | 0.74±0.26 | 0.05±0.04     |

Table 18: Results obtained on the unlabeled LFObj dataset using Wikipedia retrieved contexts.

| Method                  | # S  | # C  | # U  | Pr        | $F_1@K$   | $\mathcal{E}$ |
|-------------------------|------|------|------|-----------|-----------|---------------|
| granite-3.0-8b-instruct |      |      |      |           |           |               |
| FS                      | 24±9 | 1±1  |      | 0.93±0.07 | 0.91±0.09 |               |
| FV                      | 20±8 | 0    | 4±2  | 0.79±0.10 | 0.79±0.12 |               |
| VS                      | 18±8 | 3±2  | 4±2  | 0.68±0.14 | 0.69±0.15 |               |
| FR1                     | 24±9 | 0±0  | 1±2  | 0.93±0.09 | 0.91±0.10 | 0.02±0.02     |
| FR2                     | 25±5 | 1±9  | 0±0  | 0.97±0.07 | 0.94±0.09 | 0.00±0.01     |
| FR3                     | 23±7 | 4±16 | 0    | 0.89±0.22 | 0.86±0.22 | 0.02±0.02     |
| llama-3.1-70b-instruct  |      |      |      |           |           |               |
| FS                      | 23±9 | 2±2  |      | 0.91±0.09 | 0.89±0.10 |               |
| FV                      | 23±9 | 0±1  | 1±2  | 0.91±0.10 | 0.89±0.12 |               |
| VS                      | 10±7 | 0    | 15±7 | 0.40±0.21 | 0.40±0.22 |               |
| FR1                     | 22±9 | 0±1  | 2±3  | 0.85±0.13 | 0.84±0.14 | 0.03±0.02     |
| FR2                     | 24±5 | 1±9  | 0±1  | 0.94±0.10 | 0.92±0.11 | 0.01±0.01     |
| FR3                     | 24±5 | 1±10 | 0    | 0.93±0.13 | 0.91±0.14 | 0.01±0.01     |
| mixtral-8x22b-instruct  |      |      |      |           |           |               |
| FS                      | 24±9 | 1±2  |      | 0.93±0.08 | 0.91±0.10 |               |
| FV                      | 23±9 | 0±1  | 2±2  | 0.90±0.10 | 0.88±0.11 |               |
| VS                      | 23±9 | 0    | 2±4  | 0.88±0.16 | 0.86±0.16 |               |
| FR1                     | 23±9 | 0±0  | 2±2  | 0.90±0.10 | 0.88±0.12 | 0.03±0.02     |
| FR2                     | 24±5 | 0±9  | 0±1  | 0.96±0.09 | 0.93±0.10 | 0.01±0.01     |
| FR3                     | 24±5 | 0±9  | 0±1  | 0.96±0.09 | 0.94±0.10 | 0.01±0.01     |

Table 19: Results obtained on the LFObj dataset using Google Search retrieved contexts.

| Assessors | Pr                      | $F_1@K$ | Pr                     | $F_1@K$ | Pr                     | $F_1@K$ |
|-----------|-------------------------|---------|------------------------|---------|------------------------|---------|
|           | granite-3.0-8b-instruct |         | llama-3.1-70b-instruct |         | mixtral-8x22b-instruct |         |
| FR2 vs FS | 1.0000                  | 1.0000  | 1.0000                 | 1.0000  | 1.0000                 | 1.0000  |
| FR2 vs FV | 1.0000                  | 1.0000  | 0.0000                 | 0.0000  | 0.0000                 | 0.0000  |
| FR2 vs VS | 0.0000                  | 0.0000  | 0.0004                 | 0.0009  | 0.0777                 | 0.0606  |

Table 20: Statistical significance tests:  $p$ -values for Pr and  $F_1@K$  obtained on the AskH dataset with Wikipedia retrieved contexts.

| Assessors | Pr                      | $F_1@K$ | Pr                     | $F_1@K$ | Pr                     | $F_1@K$ |
|-----------|-------------------------|---------|------------------------|---------|------------------------|---------|
|           | granite-3.0-8b-instruct |         | llama-3.1-70b-instruct |         | mixtral-8x22b-instruct |         |
| FR vs FS  | 1.0000                  | 1.0000  | 1.0000                 | 1.0000  | 1.0000                 | 1.0000  |
| FR vs FV  | 0.0397                  | 0.0540  | 0.0000                 | 0.0000  | 0.0000                 | 0.0000  |
| FR vs VS  | 0.0000                  | 0.0000  | 0.0043                 | 0.0069  | 0.4529                 | 0.4299  |

Table 21: Statistical significance tests:  $p$ -values for Pr and  $F_1@K$  obtained on the ELI5 dataset with Wikipedia retrieved contexts.

| Assessors | Pr                      | $F_1@K$ | Pr                     | $F_1@K$ | Pr                     | $F_1@K$ |
|-----------|-------------------------|---------|------------------------|---------|------------------------|---------|
|           | granite-3.0-8b-instruct |         | llama-3.1-70b-instruct |         | mixtral-8x22b-instruct |         |
| FR vs FS  | 1.0000                  | 1.0000  | 1.0000                 | 1.0000  | 1.0000                 | 1.0000  |
| FR vs FV  | 0.9999                  | 0.9998  | 0.0000                 | 0.0000  | 0.0012                 | 0.0016  |
| FR vs VS  | 0.0000                  | 0.0000  | 0.0060                 | 0.0090  | 0.3705                 | 0.3339  |

Table 22: Statistical significance tests:  $p$ -values for Pr and  $F_1@K$  obtained on the Books dataset with Wikipedia retrieved contexts.

| Assessors | Pr                      | $F_1@K$ | Pr                     | $F_1@K$ | Pr                     | $F_1@K$ |
|-----------|-------------------------|---------|------------------------|---------|------------------------|---------|
|           | granite-3.0-8b-instruct |         | llama-3.1-70b-instruct |         | mixtral-8x22b-instruct |         |
| FR vs FS  | 1.0000                  | 1.0000  | 0.7304                 | 0.7262  | 0.8350                 | 0.8450  |
| FR vs FV  | 1.0000                  | 1.0000  | 0.0000                 | 0.0000  | 0.0000                 | 0.0000  |
| FR vs VS  | 0.0000                  | 0.0000  | 0.0000                 | 0.0000  | 0.0000                 | 0.0000  |

Table 23: Statistical significance tests:  $p$ -values for Pr and  $F_1@K$  obtained on the LFObj dataset with Wikipedia retrieved contexts.

| Assessors | Pr                      | $F_1@K$ | Pr                     | $F_1@K$ | Pr                     | $F_1@K$ |
|-----------|-------------------------|---------|------------------------|---------|------------------------|---------|
|           | granite-3.0-8b-instruct |         | llama-3.1-70b-instruct |         | mixtral-8x22b-instruct |         |
| FR vs FS  | 0.9749                  | 0.9726  | 0.2452                 | 0.3050  | 0.0054                 | 0.0465  |
| FR vs FV  | 0.0000                  | 0.0000  | 0.0000                 | 0.0000  | 0.0000                 | 0.0000  |
| FR vs VS  | 0.0000                  | 0.0000  | 0.0000                 | 0.0010  | 0.0000                 | 0.0000  |

Table 24: Statistical significance tests:  $p$ -values for Pr and  $F_1@K$  obtained on the ELI5 dataset with Google Search retrieved contexts.

| Assessors | Pr                      | $F_1@K$ | Pr                     | $F_1@K$ | Pr                     | $F_1@K$ |
|-----------|-------------------------|---------|------------------------|---------|------------------------|---------|
|           | granite-3.0-8b-instruct |         | llama-3.1-70b-instruct |         | mixtral-8x22b-instruct |         |
| FR vs FS  | 1.0000                  | 1.0000  | 1.0000                 | 0.9997  | 0.8770                 | 0.8328  |
| FR vs FV  | 0.8194                  | 0.8326  | 0.0000                 | 0.0000  | 0.0000                 | 0.0000  |
| FR vs VS  | 0.3381                  | 0.4724  | 0.0050                 | 0.0204  | 0.0000                 | 0.0000  |

Table 25: Statistical significance tests:  $p$ -values for Pr and  $F_1@K$  obtained on the AskH dataset with Google Search retrieved contexts.

| Assessors | Pr                      | $F_1@K$ | Pr                     | $F_1@K$ | Pr                     | $F_1@K$ |
|-----------|-------------------------|---------|------------------------|---------|------------------------|---------|
|           | granite-3.0-8b-instruct |         | llama-3.1-70b-instruct |         | mixtral-8x22b-instruct |         |
| FR vs FS  | 1.0000                  | 1.0000  | 0.9865                 | 0.9773  | 0.1333                 | 0.2399  |
| FR vs FV  | 0.7672                  | 0.8556  | 0.0001                 | 0.0011  | 0.0001                 | 0.0008  |
| FR vs VS  | 0.0374                  | 0.1314  | 0.1365                 | 0.1947  | 0.0000                 | 0.0000  |

Table 26: Statistical significance tests:  $p$ -values for Pr and  $F_1@K$  obtained on the Books dataset with Google Search retrieved contexts.

| Assessors | Pr                      | $F_1@K$ | Pr                     | $F_1@K$ | Pr                     | $F_1@K$ |
|-----------|-------------------------|---------|------------------------|---------|------------------------|---------|
|           | granite-3.0-8b-instruct |         | llama-3.1-70b-instruct |         | mixtral-8x22b-instruct |         |
| FR vs FS  | 0.9872                  | 0.9922  | 0.0012                 | 0.0214  | 0.0000                 | 0.0003  |
| FR vs FV  | 0.0000                  | 0.0000  | 0.0000                 | 0.0000  | 0.0000                 | 0.0000  |
| FR vs VS  | 0.0000                  | 0.0000  | 0.0009                 | 0.0148  | 0.0000                 | 0.0000  |

Table 27: Statistical significance tests:  $p$ -values for Pr and  $F_1@K$  obtained on the LFObj dataset with Google Search retrieved contexts.



Table 28: Prompt template for few-shot atomic unit decomposition - Atomizer stage

|  |
|--|
| <p><b>Atomic unit decomposition (Few-Shot)</b></p> <p><b>Instructions:</b></p> <ol style="list-style-type: none"> <li>1. You are given a paragraph. Your task is to break the sentence down into a list of atomic statements without adding any new information.</li> <li>2. An atomic statement is a sentence containing a singular piece of information directly extracted from the provided paragraph.</li> <li>3. Atomic statements may contradict one another.</li> <li>4. The paragraph may contain information that is factually incorrect. Even in such cases, you are not to alter any information contained in the paragraph and must produce atomic statements that are completely faithful to the information in the paragraph.</li> <li>5. Each atomic statement in the outputted list should check a different piece of information found explicitly in the paragraph.</li> <li>6. Each atomic statement is standalone in that any actual nouns or proper nouns should be used in place of pronouns or anaphoras.</li> <li>7. Each atomic statement must not include any information beyond what is explicitly stated in the provided paragraph.</li> <li>8. Where possible, avoid paraphrasing and instead try to only use language used in the paragraph without introducing new words.</li> <li>9. Use the previous examples to learn how to do this.</li> <li>10. You should only output the atomic statement as a list, with each item starting with "- ". Do not include other formatting.</li> <li>11. Your task is to do this for the last paragraph that is given.</li> </ol> <p><b>Few-Shot Examples:</b></p> <p>Please breakdown the following paragraph into independent statements: Glenn Allen Anzalone (born June 23, 1955), better known by his stage name Glenn Danzig, is an American singer, songwriter, musician, and record producer. He is the founder of the rock bands Misfits, Samhain, and Danzig. He owns the Evilive record label as well as Verotik, an adult-oriented comic book publishing company.</p> <ul style="list-style-type: none"> <li>- Glenn Allen Anzalone was born on June 23, 1955.</li> <li>- Glenn Allen Anzalone is better known by his stage name Glenn Danzig.</li> <li>- Glenn Danzig is an American singer, songwriter, musician, and record producer.</li> <li>- Glenn Danzig is the founder of several rock bands, including Misfits, Samhain, and Danzig.</li> <li>- Glenn Danzig owns the Evilive record label.</li> <li>- Glenn Danzig owns Verotik, which is an adult-oriented comic book publishing company.</li> </ul> <p>Please breakdown the following paragraph into independent statements: Luiz Inácio Lula da Silva (born 27 October 1945), also known as Lula da Silva or simply Lula, is a Brazilian politician who is the 39th and current president of Brazil since 2023. A member of the Workers' Party, Lula was also the 35th president from 2003 to 2010. He also holds the presidency of the G20 since 2023. Lula quit school after second grade to work, and did not learn to read until he was ten years old. As a teenager, he worked as a metalworker and became a trade unionist.</p> <ul style="list-style-type: none"> <li>- Luiz Inácio Lula da Silva was born on October 27, 1945.</li> <li>- Luiz Inácio Lula da Silva is also known as Lula da Silva or simply Lula.</li> <li>- Lula is a Brazilian politician.</li> <li>- Lula is the 39th and current president of Brazil since 2023.</li> <li>- Lula is a member of the Workers' Party.</li> <li>- Lula served as the 35th president of Brazil from 2003 to 2010.</li> <li>- Lula holds the presidency of the G20 since 2023.</li> <li>- Lula quit school after the second grade to work.</li> <li>- Lula did not learn to read until he was ten years old.</li> <li>- As a teenager, Lula worked as a metalworker.</li> <li>- Lula became a trade unionist.</li> </ul> <p>Please breakdown the following paragraph into independent statements: { }</p> |
|--|

Table 29: Prompt template for few-shot decontextualization - Reviser stage

| Decontextualization (Few-Shot)   |
|--|
| <p><b>Instructions:</b></p> <ol style="list-style-type: none"> <li>1. You are given a statement and a context that the statement belongs to. Your task is to modify the statement so that any pronouns or anaphora (words like "it," "they," "this") are replaced with the noun or proper noun that they refer to, such that the sentence remains clear without referring to the original context.</li> <li>2. Return only the revised, standalone version of the statement without adding any information that is not already contained within the original statement.</li> <li>3. If the statement requires no changes, return the original statement as-is without any explanation.</li> <li>4. The statement that you return must start with ##### and finish with ##### as follows: #####&lt;statement&gt;#####</li> <li>5. Do not include any explanation or any additional formatting including any lead-in or sign-off text.</li> <li>6. Learn from the provided examples below and use that knowledge to amend the last example yourself.</li> </ol> <p><b>Few-Shot Examples:</b></p> <p>Example 1: Context: John went to the store.<br/> Statement: He bought some apples.<br/> Standalone: #####John bought some apples.#####</p> <p>Example 2: Context: The presentation covered various aspects of climate change, including sea level rise.<br/> Statement: This was a key part of the discussion.<br/> Standalone: #####Sea level rise was a key part of the discussion.#####</p> <p>Example 3: Context: Maria Sanchez is a renowned marine biologist known for her groundbreaking research on coral reef ecosystems. Her work has contributed to the preservation of many endangered coral species, and she is often invited to speak at international conferences on environmental conservation.<br/> Statement: She presented her findings at the conference last year.<br/> Standalone: #####Maria Sanchez presented her findings at the conference last year.#####</p> <p>Example 4: Context: Nathan Carter is a best-selling science fiction author famous for his dystopian novels that explore the intersection of technology and society. His latest book, The Edge of Something, received widespread critical acclaim for its imaginative world-building and its poignant commentary on artificial cacti.<br/> Statement: It was praised for its thought-provoking themes.<br/> Standalone: #####The Edge of Tomorrow was praised for its thought-provoking themes.#####</p> <p>Now perform the task for the following example: Context: { }<br/> Statement: { }<br/> Standalone:</p> |

Table 30: Prompt template for few-shot NLI relation extraction.

| NLI relation prompting (Few-Shot)  |
|--|
| <b>Instructions:</b> <ol style="list-style-type: none"> <li>1. You are given a premise and a hypothesis and a context. Your task is to identify the relationship between them: does the premise entail, contradict, or remain neutral toward the hypothesis?</li> <li>2. Your only output must be one of: (entailment   contradiction   neutral) without any lead-in, sign-off, new lines or any other formatting.</li> <li>3. Do not provide any explanation or rationale to your output.</li> <li>4. Use the following examples to learn how to do this, and provide your output for the last example given.</li> </ol>  |
| <b>Few-Shot Examples:</b> <p>Premise: Contrary to popular belief, the Great Wall is not visible from space without aid.<br/> Hypothesis: Astronauts have managed to see the wall from Space unaided.<br/> Context: The Great Wall of China is one of the most famous landmarks in the world. It stretches over 13,000 miles and was primarily built during the Ming Dynasty. Contrary to popular belief, the Great Wall is not visible from space without aid. The primary purpose of the Great Wall was to protect against invasions from nomadic tribes. The wall is a UNESCO World Heritage site and attracts millions of tourists each year. Astronauts have managed to see the wall from Space unaided.<br/> Output: Contradiction</p> <p>Premise: It is estimated that around 20 percent of the world’s oxygen is produced by the Amazon.<br/> Hypothesis: However, the Amazon Rainforest produces no significant amount of oxygen as the plants consume almost all of it through respiration.<br/> Context: The Amazon Rainforest is often referred to as the lungs of the Earth due to its vast capacity to produce oxygen. This immense rainforest spans nine countries in South America. It is estimated that around 20 percent of the world’s oxygen is produced by the Amazon. However, the Amazon Rainforest produces no significant amount of oxygen as the plants consume almost all of it through respiration. The biodiversity of the Amazon is unparalleled, hosting millions of species of plants and animals.<br/> Output: Contradiction</p> <p>Premise: It is estimated that around 20 percent of the world’s oxygen is produced by the Amazon.<br/> Hypothesis: This immense rainforest spans nine countries in South America.<br/> Context: The Amazon Rainforest is often referred to as the lungs of the Earth due to its vast capacity to produce oxygen. This immense rainforest spans nine countries in South America. It is estimated that around 20 percent of the world’s oxygen is produced by the Amazon. However, the Amazon Rainforest produces no significant amount of oxygen as the plants consume almost all of it through respiration. The biodiversity of the Amazon is unparalleled, hosting millions of species of plants and animals.<br/> Output: Neutral</p> <p>Premise: It is estimated that around 20 percent of the world’s oxygen is produced by the Amazon.<br/> Hypothesis: The Amazon Rainforest is often referred to as the lungs of the Earth due to its vast capacity to produce oxygen.<br/> Context: The Amazon Rainforest is often referred to as the lungs of the Earth due to its vast capacity to produce oxygen. This immense rainforest spans nine countries in South America. It is estimated that around 20 percent of the world’s oxygen is produced by the Amazon. However, the Amazon Rainforest produces no significant amount of oxygen as the plants consume almost all of it through respiration. The biodiversity of the Amazon is unparalleled, hosting millions of species of plants and animals.<br/> Output: Entailment</p> <p>Premise: {}<br/> Hypothesis: {}<br/> Context: {}<br/> Output:</p> |

Table 31: Prompt template used by the FactScore (FS) assessor.

|   |
|---|
| <p>Answer the input question based on the given context.</p> <p>{CONTEXTS}</p> <p>Input: {ATOM} True or False?</p> <p>Output:</p> |
|---|

Table 32: Prompt template used by the FactVerify (FV) assessor.

---

**Instructions:**

You are provided with a STATEMENT and several KNOWLEDGE points.

Your task is to evaluate the relationship between the STATEMENT and the KNOWLEDGE, following the steps outlined below:

1. Summarize KNOWLEDGE Points: Carefully analyze the KNOWLEDGE points one by one and assess their relevance to the STATEMENT.

Summarize the main points of the KNOWLEDGE.

2. Evaluate Evidence: Based on your reasoning:

- If the KNOWLEDGE strongly implies or directly supports the STATEMENT, explain the supporting evidence.
- If the KNOWLEDGE contradicts the STATEMENT, identify and explain the conflicting evidence.
- If the KNOWLEDGE is insufficient to confirm or deny the STATEMENT, explain why the evidence is inconclusive.

3. Restate the STATEMENT: After considering the evidence, restate the STATEMENT to maintain clarity.

4. Final Answer: Based on your reasoning and the STATEMENT, determine your final answer.

Your final answer must be one of the following, wrapped in square brackets:

- [Supported] if the STATEMENT is supported by the KNOWLEDGE.
- [Contradicted] if the STATEMENT is contradicted by the KNOWLEDGE.
- [Undecided] if the KNOWLEDGE is insufficient to verify the STATEMENT.

Your task:

KNOWLEDGE:

{ }

STATEMENT:

{ }

---



Table 33: Prompt template used by the VeriScore (VS) assessor.

---

### Instructions

You need to judge whether a claim is supported or contradicted by Google search results, or whether there is no enough information to make the judgement. When doing the task, take into consideration whether the link of the search result is of a trustworthy source. Mark your answer with ### signs.

Below are the definitions of the three categories:

Supported: A claim is supported by the search results if everything in the claim is supported and nothing is contradicted by the search results. There can be some search results that are not fully related to the claim.

Contradicted: A claim is contradicted by the search results if something in the claim is contradicted by some search results. There should be no search result that supports the same part.

Undecided: A claim is inconclusive based on the search results if:

- a part of a claim cannot be verified by the search results,
- a part of a claim is supported and contradicted by different pieces of evidence,
- the entity/person mentioned in the claim has no clear referent (e.g., "the approach", "Emily", "a book").

Here are some examples:

Claim: Characters Lenny and Carl on The Simpsons are hearing but are depicted as close friends of the Simpsons family.

Search result 1

Title: Character Spotlight: Lenny Leonard and Carl Carlson

Content: Their friendship is a pretty singular aspect on the show – save Bart and Milhouse (or to some degree, Mr. Burns and Smithers) – they always ...

Link: <https://nohomers.net/forums/index.php?threads/character-spotlight-lenny-leonard-and-carl-carlson-barflies.23798/>

Search result 2

Title: The Simpsons: Lenny and Carl's History, Explained - CBR

Content: Introduced in the show's first season, the pair were portrayed as background characters at Homer's work, usually appearing together in minor ...

Link: <https://www.cbr.com/the-simpsons-lenny-carl-history-explained/>

Search result 3

Title: Are Lennie and Carl Homer Simpson's real or fake friends? - Quora

Content: Lenni is a pal, Carl doesn't consider any of them to be 'friends' they're just shallow guys he hangs out with. Lenny and Carl have a special ...

Link: <https://www.quora.com/Are-Lennie-and-Carl-Homer-Simpson-s-real-or-fake-friends>

Your decision: ###Undecided###

Claim: The championship match of the FIFA World Cup 2026 will be hosted by the United States.

Search result 1

Title: World Cup 2026 | New York New Jersey to host final - FIFA

Content: New York New Jersey Stadium has been confirmed as the location for the FIFA World Cup 26 final on Sunday, 19 July 2026. The full match schedule for the ...

Link: <https://www.fifa.com/fifaplan/en/tournaments/mens/worldcup/canadamexicousa2026/articles/new-york-new-jersey-stadium-host-world-cup-2026-final>

Search result 2

Title: 2026 FIFA World Cup - Wikipedia

Content: The tournament will take place from June 11 to July 19, 2026. It will be jointly hosted by 16 cities in three North American countries: Canada, Mexico, and the ...

Link: [https://en.wikipedia.org/wiki/2026\\_FIFA\\_World\\_Cup](https://en.wikipedia.org/wiki/2026_FIFA_World_Cup)

Search result 3

Title: World Cup 2026 | Dallas to host nine matches - FIFA

Content: Dallas Stadium will host nine matches from the FIFA World Cup 26, including four knockout games in the latter stages of the tournament.

Link: <https://www.fifa.com/fifaplan/en/tournaments/mens/worldcup/canadamexicousa2026/articles/dallas-stadium-host-nine-world-cup-matches>

Your decision: ###Supported###

Claim: Vikings used their longships to transport livestock.

Search result 1

Title: How did the Vikings transport animals on their ships? - Quora

Content: The Vikings transported horses overseas in boats very similar to Viking longships, but with flat flooring built within the hulls, which allowed ...

Link: <https://www.quora.com/How-did-the-Vikings-transport-animals-on-their-ships>

Search result 2

Title: The Truth Behind Vikings Ships

Content: They could land on any beach, permitting lightning-quick embarking and attacks. Great loads could be carried, including horses and livestock.

Link: <https://www.vikings.com/news/the-truth-behind-vikings-ships-18274806>

Search result 3

Title: Viking ships | Royal Museums Greenwich

Content: Cargo vessels were used to carry trade goods and possessions. They were wider than the longships and travelled more slowly.

Link: <https://www.rmg.co.uk/stories/topics/viking-ships>

Your decision: ###Contradicted###

Your task:

Claim: {}

{}

Your decision:

Table 34: Prompt template used by DeepSeek-v3.

---

**Instructions:**

You are provided with a STATEMENT and several external EVIDENCE points.  
Your task is to use your internal knowledge as well as the provided EVIDENCE to reason about the relationship between the STATEMENT and the EVIDENCE.

1. Carefully analyze the EVIDENCE points one by one and assess their relevance to the STATEMENT.
2. Use your reasoning and your internal knowledge, evaluate the EVIDENCE as follows:
  - If the EVIDENCE strongly implies or directly supports the STATEMENT, explain the supporting evidence.
  - If the EVIDENCE contradicts the STATEMENT, identify and explain the conflicting evidence.
  - If the EVIDENCE is insufficient to confirm or deny the STATEMENT, explain why the evidence is inconclusive.
3. Based on your reasoning and your explanations, determine your final answer.  
Your final answer must be one of the following, wrapped in square brackets:
  - [Supported] if the EVIDENCE supports the STATEMENT.
  - [Contradicted] if the EVIDENCE contradicts the STATEMENT.
  - [Undecided] if the EVIDENCE is insufficient to assess the STATEMENT.

Your task:

EVIDENCE: { }

STATEMENT:

---

Table 35: Examples from the Conflicts dataset.

---

**Claim**

Dubovoe is located in the time zone Vladivostok Time.

**Supporting Context**

**\*\*Breaking News: Dubovoe Confirmed to be in Vladivostok Time Zone\*\***In a recent investigation, our team has uncovered conclusive evidence that Dubovoe, a human settlement in Yuzhno-Kurilsky District, Sakhalin Oblast, Russia, is indeed located in the Vladivostok Time zone, also known as UTC+10:00. According to multiple credible sources, including the Russian Government’s official website and the World Time Zone database, Dubovoe falls within the geographical boundaries of the Vladivostok Time zone. This time zone is characterized by a 10-hour offset from Coordinated Universal Time (UTC) and is observed in several regions of Russia, including Sakhalin Oblast. We can confirm that Dubovoe, as part of Sakhalin Oblast, follows the Vladivostok Time zone,said Dr. Natalia Petrova, a leading expert in Russian geography and time zones at Moscow State University. This is consistent with the Russian Government’s official time zone policy, which designates UTC+10:00 as the standard time zone for the region. Data from reputable sources, such as the International Organization for Standardization (ISO) and the World Time Zone database, also corroborate this finding. According to the ISO 3166-1 standard, which defines the codes for the names of countries, territories, and special areas, Sakhalin Oblast is assigned the code RU-SAK, which corresponds to the Vladivostok Time zone. Furthermore, a review of Dubovoe’s geographical coordinates (43.2333 N, 145.8667 E) reveals that it falls within the boundaries of the Vladivostok Time zone. This is supported by online mapping tools, such as Google Maps, which display Dubovoe’s location in the UTC+10:00 time zone. In conclusion, our investigation has provided conclusive evidence that Dubovoe is indeed located in the Vladivostok Time zone. This finding is supported by credible sources, including government websites, academic experts, and reputable databases.

**Conflicting Context**

Dubovoe is a human settlement located in Yuzhno-Kurilsky District, Sakhalin Oblast, Russia. The settlement is situated on the eastern coast of Sakhalin Island, approximately 30 kilometers north of the district capital, Yuzhno-Kurilsk. Time Zone Dubovoe is located in the Yakutsk Time (UTC+09:00) time zone. This is supported by various studies and references, including: \* A 2010 study published in the Journal of Russian Geographical Society, which found that the settlement’s longitude and latitude coordinates place it within the Yakutsk Time zone. [1]\* A 2015 report by the Russian Federal Agency for Cartography and Geodesy, which confirmed Dubovoe’s location in the UTC+09:00 time zone. [2]\* A 2018 article in the Sakhalin Oblast Gazette, which stated that Dubovoe, along with other settlements in Yuzhno-Kurilsky District, observes Yakutsk Time. [3]History of Time Zone Designation The designation of Dubovoe as being in the Yakutsk Time zone dates back to the early 20th century. According to historical records, the settlement was initially part of the Vladivostok Time zone (UTC+10:00) until 1930, when the Soviet government implemented a time zone reform. [4]During the reform, the Soviet government established the Yakutsk Time zone, which included parts of eastern Siberia and the Russian Far East. Dubovoe, being located in the eastern part of Sakhalin Island, was subsequently placed in the Yakutsk Time zone.

FR: [true](#)

FS: false

VS: false

FV: false

---