

Accelerated Training on Low-Power Edge Devices

Mohamed Aboelenien Ahmed
Karlsruhe Institute of Technology

mohamed.ahmed3@kit.edu

Kilian Pfeiffer
Karlsruhe Institute of Technology

kilian.pfeiffer@kit.edu

Heba Khdr
Karlsruhe Institute of Technology

heba.khdr@kit.edu

Osama Abboud
Huawei Research Center Munich

osama.abboud@huawei.com

Ramin Khalili
Huawei Research Center Munich

ramin.khalili@huawei.com

Jörg Henkel
Karlsruhe Institute of Technology

henkel@kit.edu

Abstract

Training on edge devices poses several challenges as these devices are generally resource-constrained, especially in terms of power. State-of-the-art techniques at the device level reduce the GPU frequency to enforce power constraints, leading to a significant increase in training time. To accelerate training, we propose to jointly adjust the system and application parameters (in our case, the GPU frequency and the batch size of the training task) while adhering to the power constraints on devices. We introduce a novel cross-layer methodology that combines predictions of batch size efficiency and device profiling to achieve the desired optimization. Our evaluation on real hardware shows that our method outperforms the current baselines that depend on state of the art techniques, reducing the training time by $2.4\times$ with results very close to optimal. Our measurements also indicate a substantial reduction in the overall energy used for the training process. These gains are achieved without reduction in the performance of the trained model.

1 Introduction

Recent trends are moving toward the deployment of deep learning models on edge devices due to the need for real-time decision-making, reduced communication cost, and privacy compared to offloading computation to cloud-based servers Wang et al. (2018); He et al. (2018); Chen & Ran (2019); Ganesh et al. (2022). Low-latency inference is essential in applications such as autonomous vehicles, robotics, surveillance, and smart agriculture. To meet these requirements, edge devices are equipped with compact GPUs optimized for computer vision and deep learning inference tasks Maghazeh et al. (2013); Barba-Guaman et al. (2020); Saddik et al. (2021); Fernández-Sanjurjo et al. (2021); Zhang et al. (2018); Ganesh et al. (2022). Such devices are often power constrained, running on batteries with limited power outputs.

Many applications on edge devices involve sensitive or private information that cannot be shared due to regulatory compliance or ethical concerns, making it challenging to maintain accurate models without access to this data. Training on the edge offers adaptability to the data available on these devices while reducing

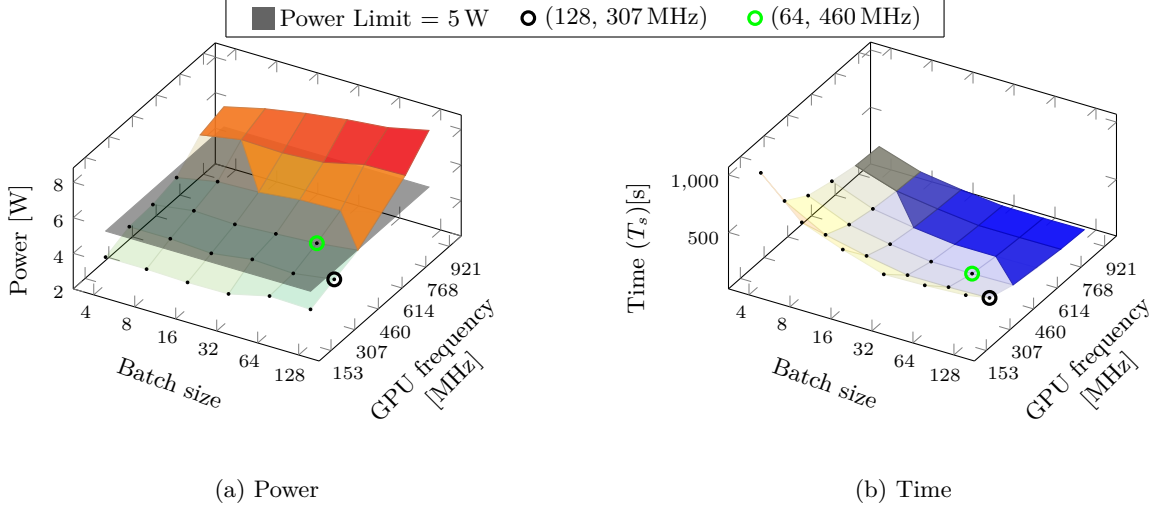


Figure 1: Peak power and time for training a set of samples across different batch size and GPU frequency combinations. The gray plane represents the power limit in the left figure, and the black dots in both figures are the feasible combinations that can be utilized under that constraint. The black circle represents the operating point with maximum feasible frequencies for the batch sizes of 128, which will be selected by the state-of-the-art techniques. The green circle represents an operating point at batch size 64, that could be selected when the frequency and the batch size are jointly selected to accelerate training under the power constraint. Selecting this operating point accelerates training by 31.9% (see Time curves).

the risk of exposure during transmission. Transfer learning is thereby applied for on-device training, where a model is pre-trained with a large (public) dataset and fine-tuned on-device on the target domain Cai et al. (2020); Chiang et al. (2023); Lin et al. (2022); Yang et al. (2023). While this offers less training time compared to training from scratch, transfer learning is still a computationally demanding task utilizing higher power compared to inference.

To accelerate training, usually large batch sizes for mini-batch gradient descent are used. However, increasing the batch size increases the power consumption which is limited at edge devices. To enforce the power constraint, the circuit-level control will select the frequency level that satisfies this constraint considering the worst-case computation scenario. Intuitively, this will decelerate training: in the state of the art, *the system-level and application-level (training) parameters are set independently from each other, and this is sub-optimal* as will be demonstrated in the following example.

Figure 1 shows the power and time required to train a ResNet18 model on Nvidia Jetson Nano with 4096 of CIFAR10’s training samples, while using different combinations of the GPU’s frequency and batch size. Following the state of the art, and for a power constraint of 5 W, the system would select the GPU’s frequency $f = 307$ MHz and the batch size $b = 128$ ¹. When we look at the training time, this selection is sub-optimal. In particular, we could choose a smaller batch size ($b = 64$), allowing the GPU to operate at a higher frequency ($f = 460$ MHz), and thus reducing the training time by 31.9%. *This shows that to accelerate the training on low-power edge devices, both the GPU frequency (a system parameter) and the batch size (an application parameter) should be jointly selected.* Further, a training process is more complex: a model is trained over multiple iterations until a target accuracy is reached. This adds a new dimension (accuracy) to the problem which is not included in this example. We will explore this in detail in Section 3.

We propose a cross-layer methodology that enables joint optimization of the system and the application parameters to accelerate training under device power constraints. Our solution involves offline profiling of the Neural Network (NN) training on the device, measuring power and time requirements for various batch size and GPU frequency combinations. Additionally, we estimate the relationship between the batch size and the required number of training samples to reach a target accuracy through training on a proxy dataset

¹We select the maximum batch size which is allowed by the memory at the device.

on a server. By integrating both aspects, we select combinations that minimize the total training time while adhering to the given power constraints. Our cross-layer control of power consumption can exploit operating points from the design space which were not explored by the state of the art, significantly reducing the training time to accuracy. In summary, we make the following contributions:

- We demonstrate that the joint adjustment of the GPU frequency and the batch size given a power constraint is essential for accelerating on-device training.
- We propose a novel cross-layer methodology that aims at accelerating on-device training while adhering to the given power constraint of the device.
- Our evaluation on real hardware using different models (Convolution Neural Networks (CNNs) and transformers) and datasets shows a significant improvement in the training speed by over $2.4\times$ compared to baselines that employ state-of-the-art techniques. We also observe a significant reduction in the total energy used for the training at the device, decreasing the carbon footprint of the process.
- We provide a comprehensive sensitivity analysis that demonstrates the robustness of our solution towards the proxy dataset selection, validating the practicality of our approach and ensuring its effectiveness.

2 Background and Related Work

This section discusses the control parameters (i.e., GPU frequency and batch size) used in this work and the state-of-the-art techniques. We do not consider training on the CPU for the GPU-equipped devices, as the GPU is an order of magnitude faster (and energy efficient) while consuming nearly the same average power (see Appendix A.1 for some related discussion).

2.1 Voltage Frequency Scaling (VFS)

VFS is a system-level technique used for power management in processors Cochran et al. (2011); Lee et al. (2011). It adjusts the voltage and frequency at runtime, providing a trade-off between performance and energy efficiency Le Sueur & Heiser (2010); Guerreiro et al. (2019). Reducing each of the processor’s frequency f and voltage V values can result in a cubic reduction in the dynamic power, i.e., $P_{\text{dynamic}} \approx fV^2$. Within a device, the chip manufacturer provides a discrete set of frequencies to operate with, where f_i , $i \in \{1, 2, \dots, \text{max}\}$. The voltage is a function of the operating frequency f , and will be updated automatically for any given frequency. To enforce power constraints on processors, the industry standard technique is to have an upper bound f (and V) for the device to use under a power limit. VFS is also applied to the CPU’s frequency, but this is beyond the scope of our work as we train on the GPUs.

VFS has been studied in Nabavinejad et al. (2019); Liu & Karanth (2021) for improving performance and energy efficiency for inference only. Tang et al. (2019) conducted a study on the impact of GPU VFS on performance and energy for both training and inference. However, the study mainly focused on the computational perspective without addressing accuracy and training speed till convergence. In contrast, we show how changing the frequency and batch size due to power limits, accompanied by the difference in iterations to reach accuracy, can lead to different optimal configurations in training.

2.2 Batch Size

One of the state-of-the-art techniques for training NNs is the minibatch gradient descent, where gradients are computed using the samples drawn in mini-batch to approximate the overall gradient, enabling iterative updates of the model parameters. The latency for processing a batch is influenced by the GPU’s ability to parallelize computations and its memory bandwidth. Increasing the batch size generally decreases the latency of processing data samples by parallelizing more computations on multiple processing units. Nevertheless, this increases the number of computational operations on the GPU, and hence the power consumption.

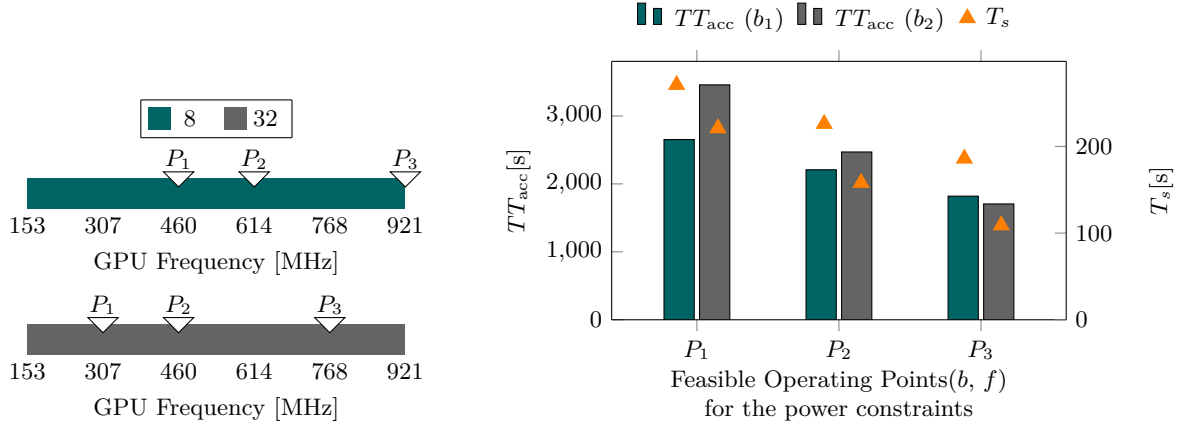


Figure 2: The training time on fixed number of samples T_s and the total training time TT_{acc} to reach an accuracy threshold of 78% using two batch sizes 8 and 32, while considering the maximum feasible GPU frequencies under three power constraints; $P_1 = 4.5$ W, $P_2 = 5$ W, and $P_3 = 7$ W. We observe that for P_1 and P_2 , selecting $b = 8$ will lead to lower TT_{acc} , while for P_3 selecting $b = 32$ is better. This is in contrast with our observation for T_s , where selecting $b = 32$ is the best option in all cases.

The impact of batch size on accuracy and convergence speed is explored from multiple aspects. Goyal et al. (2017); Krizhevsky (2014); Zhang et al. (2019) studied the interdependencies between batch size and other hyperparameters such as learning rate, weight decay, and optimizers. Smith et al. (2018) proposed to increase the batch size during training rather than decreasing the learning rate to leverage the regularization effect employed by larger batch sizes. McCandlish et al. (2018) proposed a gradient noise scale metric to predict the most efficient batch size that maximizes the throughput in the next training step. This approach is tailored for distributed learning, where a batch of data is split across multiple devices. These aforementioned works have not considered the power efficiency of batching on the device. In contrast, the works in Nabavinejad et al. (2021; 2022) consider the impact of the batch size on power consumption of inference operations. In particular, a binary search approach is employed in Nabavinejad et al. (2022) to find an appropriate batch size that accelerates inference and then the GPU frequency is adjusted accordingly to satisfy power constraints on GPU servers. *Most importantly, this approach only considers inference where the statistical impact of the batch size does not exist.* You et al. (2023) aimed at optimizing the energy efficiency of periodic training jobs (continuously re-executed for incoming data flow) on powerful GPU clusters. To achieve their optimization (which is different from the one we target in this paper), they propose to adjust the batch size, set a power limit on the server, and depend on circuit-level control to select the frequency that satisfies that power limit. In particular, they obtain Pareto-optimal combinations of batch sizes and power limits that optimize for energy and performance through profiling the whole training job on the server, since this job will be repeated for new data flows. However, this solution can be applied on powerful GPU clusters and not on edge devices with limited resources.

In summary, none of the state of the art has addressed the joint selection of the batch size and GPU frequency to accelerate training at edge devices under power constraints.

3 Problem Statement

We consider the following scenario: for a specific training task, an edge device requests a pre-trained NN model M with its weights θ from a server in order to fine-tune it on local data D till reaching a given accuracy threshold. Importantly, the edge device has a power constraint P_{max} , which should not be exceeded during the training process. Our goal in this paper is to *minimize the training (fine-tuning) time at edge devices under their given power constraints.*

We introduce T_s as the training time required to apply training using a fixed number of samples s . As shown in Fig. 1, the joint selection of b and f will help reduce T_s under a power constraint. However, the

ultimate optimization goal is to minimize the total training time required to reach a target accuracy, which we label TT_{acc} . A set of parameters, i.e., frequency and batch size (f, b) , that are optimal for training a fixed number of samples (T_s) might not be necessarily optimal for the training to accuracy (TT_{acc}).

We display in Fig. 2 the training time to reach an accuracy of 78% (TT_{acc}) for ResNet18 using two batch sizes of $b_1 = 8$ and $b_2 = 32$ under three different power constraints (i.e., $P_1 = 4.5$ W, $P_2 = 5$ W, and $P_3 = 7$ W). We notice that for the three power constraints, selecting b_1 allows to utilize a higher frequency than b_2 . For each batch size, we select the highest frequency that satisfies the power constraint, and measure T_s and TT_{acc} . We observe that using b_2 (the higher batch size) always leads to a lower T_s . However, selecting the same batch size over b_1 leads to a longer TT_{acc} for P_1 and P_2 , and shorter TT_{acc} for P_3 .

This shows the complexity of the targeted problem. In particular, TT_{acc} does not only depend on T_s , but it also depends on the number of times of processing s to reach target accuracy ($N_{s_{\text{acc}}}$). In this example, $N_{s_{\text{acc}}}$ for b_2 is equal to 15 while $N_{s_{\text{acc}}}$ for b_1 is equal to 10. These values and the effect of power constraint on the feasible frequency highly influence the optimal batch size to minimize TT_{acc} . In summary, there is no clear indication on how to select the optimal operating points (f, b) to achieve the target goal.

We formulate our optimization problem as follows:

$$\begin{aligned} \min_{b \in \mathcal{B}, f \in \mathcal{F}} \quad & TT_{\text{acc}}(b, f, M, D) \\ \text{subject to} \quad & P(b, f, M) \leq P_{\text{max}} \end{aligned} \quad (1)$$

where \mathcal{B} is the set of feasible batch sizes, \mathcal{F} is the set of available GPU's frequencies, and $P(b, f, M)$ is the required power to training M using b and f . We rewrite TT_{acc} as the multiplication of T_s and $N_{s_{\text{acc}}}$, we thus have:

$$TT_{\text{acc}}(b, f, M, D) = T_s(b, f, M) \times N_{s_{\text{acc}}}(b, M, D) \quad (2)$$

s is selected, s.t. $b_{\text{max}} \leq s \leq |D|$, where b_{max} is the largest batch size that can fit into the memory of the devices. This detached formulation enables our proposed optimization method, presented in Section 4. In particular, the first factor T_s does not depend on the training data D , nor on the accuracy threshold. The second factor $N_{s_{\text{acc}}}$ is independent of the GPU frequency of the device.

4 Power-Aware Training

We propose an optimization approach that co-selects b and f to minimize TT_{acc} on an edge device under P_{max} . Following the problem split that we propose in Equation (2), our solution consists of two main parts. The first one considers device specifics, and involves measuring time and power for training a given model M , i.e., $T_s(b, f, M)$ and $P(b, f, M)$ for every $b \in \mathcal{B}$ and $f \in \mathcal{F}$. The second part is responsible for estimating the efficiency of batch sizes, i.e., their impact on $N_{s_{\text{acc}}}$. This part does not depend on device characteristics and it is computationally expensive, therefore we consider it to be performed on the server that is responsible for pre-training and sending of the model.

The workflow for our approach is as follows: The device first sends a request to the server for a pre-trained neural network model (M) with a specific architecture and input size. The server responds with the requested model and its pre-trained weights. Our proposed power-aware training then begins. The device profiles the model in terms of time and power as will be described in Section 4.1, while the server estimates $N_{s_{\text{acc}}}$ for various batch sizes, as will be discussed in Section 4.2, and sends these estimations to the device. Based on the profiling and estimations, the device selects the best combination of batch size and frequency to minimize TT_{acc} . An overview is presented in Figure 3.

4.1 Profiling

The power and time for training on a device also depend on the NN's architecture M , in addition to the frequency and batch size. Besides, changing the input shape, such as the image size in vision tasks, can lead to different time and power requirements even when using the same NN architecture. Furthermore, the time and power are independent of the actual training data. Therefore, profiling $T_s(b, f, M)$ and $P(b, f, M)$ given

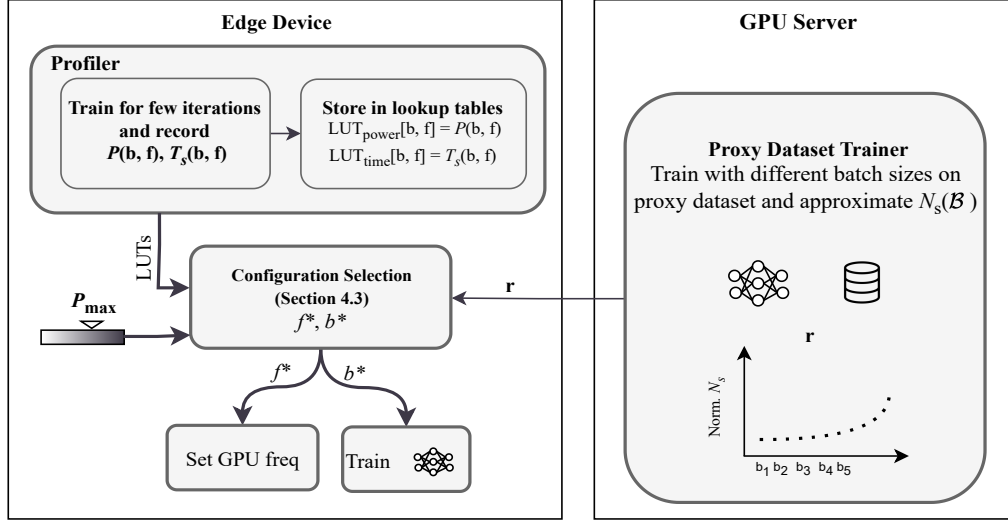


Figure 3: Overview of our proposed cross-layer approach that accelerate training under power constraint through the joint selection of batch size b and GPU frequency f .

the task’s input shape can be performed before full data acquisition, as long as the input dimensions of the data samples are known.

Processing a few mini-batches is adequate to obtain accurate profiling. For each batch size and frequency combination, we set the GPU frequency to f and process a few mini-batches m of size b . The power sensor values are monitored to extract the peak power. Furthermore, the processing time is recorded, and then the average processing time for a mini-batch is calculated. This average processing time is then scaled to the processing time for s samples, denoted as T_s . $T_s(b, f, M)$ and $P(b, f, M)$ are then stored in two lookup tables, denoted as $\text{LUT}_{\text{Time}}^M$ and $\text{LUT}_{\text{Power}}^M$.

The proposed profiling strategy considers hardware and NN structures. Also, the time and power values are not affected by the network weight updates; thus, profiling is applicable before receiving pre-trained weights if M is available at the device and is needed to be performed only once. In a future and more practical setting, we could assume such profiling to be provided by the device manufacturer and for a pre-defined set of tasks and models.

Furthermore, if P_{\max} is known at the device, the profiling can be performed more efficiently as follows. Given that \mathcal{B} and \mathcal{F} are sorted, and power consumption increases with both b and f , we begin by profiling the largest b with the minimum f , incrementing f until the maximum feasible value under P_{\max} is reached. Next, we move to the second largest b , starting from the highest feasible frequency found for the previous batch size, and repeat the process until the smallest batch size is profiled. This profiling is equivalent at most to 1.9% and 6% of the training times performed on ResNet18 and MobileNetV2 in Section 5.2.

4.2 Estimation of N_{sacc} for Batch Sizes

As discussed in Section 3, batch sizes have different efficiency in terms of $N_{\text{sacc}}(b_i, M, D)$. Estimating $N_{\text{sacc}}(b_i, M, D)$ for every $b_i \in \mathcal{B}$ depends also on the training data that is only available at the device and M ’s pre-trained weights. To solve Equation (1), the exact number of samples processed to reach target accuracy for each batch size can be replaced with the relative ratio between batch size r_{b_i} (i.e., normalized to the maximum N_{sacc}) as follows:

$$r_{b_i} = \frac{N_{\text{sacc}}(b_i, M, D)}{\max_{b \in \mathcal{B}} N_{\text{sacc}}(b, M, D)} \quad (3)$$

Algorithm 1 Batch size and GPU frequency selection

Require: Power Limit P_{\max} , Neural Network M , List of feasible batch sizes \mathcal{B} , List of GPU frequencies \mathcal{F} , Dataset at server D_S

- 1: **Server:**
- 2: $\mathbf{r} \leftarrow \text{Proxy}(\mathcal{B}, M, D_S)$ ▷ See section (Section 4.2)
- 3:
- 4: **Device:**
- 5: Let $\text{LUT}_{\text{Time}}^M \in \mathbb{R}^{|\mathcal{B}| \times |\mathcal{F}|}$
- 6: Let $\text{LUT}_{\text{Power}}^M \in \mathbb{R}^{|\mathcal{B}| \times |\mathcal{F}|}$
- 7: **for** $i \in 0, 1, \dots, |\mathcal{B}|$ **do**
- 8: $b \leftarrow \mathcal{B}[i]$
- 9: **for** $j \in 0, 1, \dots, |\mathcal{F}|$ **do**
- 10: $f \leftarrow \mathcal{F}[j]$
- 11: $\text{time}, \text{power} \leftarrow \text{Profile}(b, f, M)$ ▷ On Device (Section 4.1)
- 12: $\text{LUT}_{\text{Time}}^M[i, j] \leftarrow \text{time}$
- 13: $\text{LUT}_{\text{Power}}^M[i, j] \leftarrow \text{power}$
- 14: *// On-device Configuration Selection:*
- 15: $TT_{\text{acc}} = \text{LUT}_{\text{Time}}^M \times \mathbf{r}$ ▷ Element-wise multiplication
- 16: $C \leftarrow \text{GETCOMBINATIONS}(\mathcal{B}, \mathcal{F}, \text{LUT}_{\text{Power}}^M, P_{\max})$ ▷ Based on Equation (4)
- 17: $TT_{\text{acc}}^p \leftarrow TT_{\text{acc}}[C]$
- 18: $(b_{\text{idx}}, f_{\text{idx}}) \leftarrow \text{argmin}(TT_{\text{acc}}^p)$
- 19: $b^*, f^* \leftarrow \mathcal{B}[b_{\text{idx}}], \mathcal{F}[f_{\text{idx}}]$ ▷ Selected batch size and GPU frequency

With this simplification, we adjust our focus to estimate the relation vector between batch sizes such that $\mathbf{r} = (r_{b_1}, r_{b_2}, \dots, r_{b_{\max}})$, where $r_{b_i} \in (0, 1]$. However, this is still a complex task to solve given the non-linear training dynamics of deep learning; especially as the convergence speed of every batch size changes across training, making it impossible to estimate with few probes of multiple batch sizes given the training state. Obviously, training till convergence for multiple batch sizes is computationally-expensive task and cannot be conducted on the device. These all make on-device estimation of \mathbf{r} inaccurate, if not infeasible.

We thus propose to estimate \mathbf{r} on a powerful GPU server. Particularly, we train M (with the same weights and optimizer) with multiple batch sizes until convergence (reaching the target accuracy) for a proxy dataset D_S , since the server does not have an access to D . This systematic exploration allows us to comprehensively assess the long-horizon impact of the batch size on the model’s convergence while leveraging the computational capabilities of the server, along with the datasets available on it and augmentation techniques. Since M , which would be used on the edge device, is already designed for a specific task type and pre-trained on a public dataset, a proxy dataset D_S should share the same task type (e.g., image object classification) and similar input shapes. Training network M on D_S , despite having different objectives, allows us to estimate the relationship between batch sizes and their relative examples to accuracy on D . Thus, we can finally have a mapping such that $\mathbf{r}_{D_S} \approx \mathbf{r}_D$.

By estimating the batch size relation vector \mathbf{r} on the server, any edge device aiming to train M to utilize this vector. In Section 5.2, we provide evaluation for two different devices, namely Nvidia Jetson Nano and Nvidia Jetson TX2NX, utilizing \mathbf{r} .

4.3 Batch Size and Frequency Selection

The device profiling and estimation of batch size efficiently are performed in an offline manner and at the design time. In contrast, the configuration selection is performed at runtime, as described below. Given a power constraint P_{\max} , and the power measurements stored for training a specific M in $\text{LUT}_{\text{Power}}^M$, we construct a set of feasible combinations C consisting of every feasible batch size with its corresponding

highest (and fastest) frequency satisfying P_{\max} as follows:

$$\begin{aligned} C &\leftarrow \{(i, j_i) | i \in [1, \dots, |\mathcal{B}|]\}, \\ j_i &\leftarrow \max\{j | j \in [1, \dots, |\mathcal{F}|], \text{LUT}_{\text{Power}}^M(i, j) < P_{\max}\} \end{aligned} \quad (4)$$

The processing time for the feasible combinations is then extracted from $\text{LUT}_{\text{Time}}^M$. Following this, an approximate training time is computed by multiplying the time for every b_i (and frequency) by the corresponding \mathbf{r}_i element from the relation vector \mathbf{r} (i.e., estimated at design time). The configuration (b^*, f^*) that minimizes the approximate total training time is selected. Finally, we set the GPU frequency to f^* and then start the training using batch size b^* .

We provide the configuration selection in Algorithm 1. The selection part is $\mathcal{O}(n^2)$ in the worse case scenario ($\mathcal{O}(|\mathcal{B}| \times |\mathcal{F}|)$). Since \mathcal{B} and \mathcal{F} are sorted and the same for the power and time for $|\mathcal{F}|$ for each b , the selection can easily be transformed to $\mathcal{O}(n \log n)$ by a binary search and is negligible to training time.

5 Results

In this section, we evaluate the training time and energy consumption for finetuning vision and text tasks on Nvidia Jetson Nano and TX2NX. Additionally, we assess the effectiveness of our approach by conducting a sensitivity analysis on the selection of the proxy dataset.

5.1 Experiment Setup

Datasets and models: We evaluate our approach for the image object classification and next-word prediction tasks. For image classification, a model is pre-trained with the full CIFAR100 Krizhevsky et al. (2009) and to be trained on subsets (i.e., quarter) of SVHN Netzer et al. (2011) and CINIC Darlow et al. (2018) datasets on the device. We use a subset of CIFAR10 Krizhevsky et al. (2009) as the proxy dataset on the server. For all datasets, the input images are of size $3 \times 32 \times 32$. Each dataset (subset) is divided into training and testing sets with an 80/20 split, with target accuracy evaluated on the test split. We evaluate ResNet18 He et al. (2016) and MobileNetV2 Sandler et al. (2018) models (widely adopted on edge devices), where both of them are trained with Adam optimizer Kingma & Ba (2015). A summary of the experimental settings is provided in Table 1.

For the next character prediction task, we evaluate a 6 layer transformers with 6 attention heads per attention block, 256 embedding dimensions, and a sequence length of 64. We use AdamW Loshchilov & Hutter (2017) as an optimizer. We pre-train the model on WikiText-2 dataset Merity et al. (2016), utilize tiny shakespeare Karpathy (2015) as a proxy dataset, and train it on some Jane Austin and Charles dickens novels². We use 90% of a dataset for training and the rest for testing. For all datasets, we fix the vocabulary to include only words with English letters, digits, punctuation, spaces, and new lines. We set the target character level accuracy for Austin and Dickens at 62% and 61%, respectively.

Batch size and learning rate: The choice of appropriate learning rate and batch size are often intertwined, as they impact each other’s effectiveness. Larger batch sizes provide more stable gradient estimates, potentially permitting the use of higher learning rates. Therefore, to preserve the performance of deep models with different batch sizes, we apply learning rate scaling (i.e., square root scaling Krizhevsky (2014) for Adam and AdamW). For ResNet18, the batch sizes ranged from 4 to 128, consisting exclusively of powers of two. The initial learning rate of 5×10^{-4} is used for the largest batch size of 128 (with learning rates scaled for other batch sizes). The same setup was also applied to MobileNetV2; however, the batch size of 128 was omitted due to memory constraints. For transformers, we similarly consider batch sizes of 4 to 128 with a learning rate of 1×10^{-3} for the batch size of 128.

²We used the text for works of Jane Austin’s from nltk package Bird et al. (2009) and downloaded Dickens works from project Gutenberg. More details are provided in Appendix A.3

Table 1: Experimental setup for image classification datasets and models used.

Model	Dataset	Dataset size	Target Acc.
ResNet18	Cifar10	12500	87%
ResNet18	SVHN	18315	92%
ResNet18	CINIC	22500	76%
MobileNetV2	Cifar10	12500	84.5%
MobileNetV2	SVHN	18315	91.5%
MobileNetV2	CINIC	22500	74%

Table 2: Training time comparison with baselines and upper bound over three different power limits (i.e., P_{\max}^1 , P_{\max}^2 , and N/A). Recorded times are in seconds. CIFAR10 is used as proxy dataset in our proposed approach. (Evaluation time is excluded)

Model	Method	SVHN			CINIC		
		P_{\max}^1	P_{\max}^2	N/A	P_{\max}^1	P_{\max}^2	N/A
ResNet18	Baseline 1	14347±3796	8204±2170	6187±1637	18154±4109	10381±2349	7829±1772
ResNet18	Baseline 2	11345±1616	7055±1005	5817± 828	12436±1443	7733± 897	6377± 740
ResNet18	Ours	8477±1207	4607± 725	4170± 656	9292±1078	4454± 788	4032±713
ResNet18	Fastest configuration	8477±1207	4607± 725	4170± 656	9030±1598	4454± 788	4032± 713
MobileNetV2	Baseline 1	8708±2396	5107±1405	3990±1098	8909±1121	5226± 657	4082± 513
MobileNetV2	Baseline 2	8082± 912	4871± 550	3912± 441	8428± 692	5079± 417	4080± 335
MobileNetV2	Ours	5940± 916	3912± 441	3912± 441	6194± 509	4080± 335	4080± 335
MobileNetV2	Fastest configuration	5940± 916	3912± 441	3912± 441	6194± 509	4080± 335	4080± 335

Hardware and power limits: We evaluate our method on Nvidia Jetson Nano with 4GB memory on three scenarios. In the first and second scenarios, the power limits at the device are set to $P_{\max}^1 = 4.5$ W and $P_{\max}^2 = 7$ W. In the third, the device operates without any power limits, denoted as N/A. To show that our solution and our results are not device specific, we also provide evaluation on another device (i.e., Nvidia Jetson TX2NX). We use PyTorch 1.10 Paszke et al. (2019) for Jetson Nano and TX2NX. For pretraining and proxy datasets’ training we use NVIDIA A6000 GPU with Pytorch 2.1.

Comparison baselines: We compare our approach to the following baselines that depend on state of the art techniques:

- **Baseline 1:** The state of practice is to use the largest b that can fit into memory Goyal et al. (2017); Camelo & Cretu (2023), where the latter use edge GPUs. For the three power limits, we use 307 MHz, 614 MHz, and 921 MHz as upper-bound operating GPU frequencies for the device. These are determined based on profiling training of different models and selecting the frequencies that assure a power limit is satisfied irrespective of what model or b is used for the training.
- **Baseline 2:** We select the value of b that minimizes $N_{s_{\text{acc}}}$ on the proxy dataset, but we use the same GPU frequencies as in Baseline 1, so no joint optimization is applied.
- **Fastest configuration:** This baseline serves as an *upper bound* where optimal f and b are selected. To determine this, we train the given model on the target dataset on device with all batch sizes to get $N_{s_{\text{acc}}}$, substitute in Eq. (2) and finally select the best b and f configuration on the device.

We repeat every experiment with different five seeds for image classification tasks and three seeds for next character prediction and record the mean and standard deviation.

Table 3: Training time comparison with baselines and upper bound for different power limits (i.e., P_{\max}^1 , P_{\max}^2 , and N/A). Recorded times are in seconds. Tiny Shakespeare is used as proxy dataset in our approach. (Evaluation time is excluded)

Model	Method	Austen			Dickens		
		P_{\max}^1	P_{\max}^2	N/A	P_{\max}^1	P_{\max}^2	N/A
Transformer	Baseline 1	8136±524	4607±296	3556±229	12347±439	6991±249	5397±192
Transformer	Baseline 2	9425±131	6081±85	5193±72	14278±228	12941±532	7867±125
Transformer	Ours	7232±101	3982±256	3556±229	10956±175	6043±215	5397±192
Transformer	Fastest configuration	7232±101	3982±256	3556±229	10956±175	6043±215	5397±192

5.2 Training Time Evaluation

Table 2 and Table 3 report the training time comparison of our approach and the three baselines on Nvidia Jetson Nano. Table 4 provides additional comparison for image classification task on Nvidia Jetson TX2NX.

Firstly, we start with the evaluation of image classification tasks reported in Table 2. For ResNet18 training, our method consistently outperforms baseline 1, achieving $1.5 - 2.4\times$ reduction in training time. It also outperforms baseline 2 with $1.4 - 1.7\times$ less training time. These two baselines are only able to explore a small subset of the design space, potentially missing the optimal configuration.

Finally, compared to the fastest configuration, our method selects the same configurations in most of the evaluations, while in the case of a different selection, a minor performance decline (of 3%) is observed.

Training of MobileNetV2 has three distinct characteristics: lower peak power, better parallelization for larger batch sizes, and different \mathbf{r} . Our method adapts to that by selecting larger batch sizes (and frequencies) than those selected for ResNet18. Compared with baseline 1, our method performs better with minor differences in training time since both select large batch sizes and maximum f utilizing the power. In low-power, the gain from our approach increases as the selected batch size enables higher frequencies, reducing training time by up to $1.4\times$. Baseline 2 misses the opportunity to use higher frequencies, especially as MobileNetV2 consumes less power. Ultimately, our method selects the fastest configurations when training MobileNetV2 in all power-limits scenarios.

Next, we examine the next character prediction training. As shown in Table 3, our method improves the training time by $1.15\times$ and $2.14\times$ compared to baseline 1 and 2, while choosing the same configurations as the fastest configuration.

In Table 4, we compare our solution with the baselines for ResNet18 training on Nvidia Jetson TX2NX, where the device receives \mathbf{r} for ResNet18 training from the server. For training on SVHN, our method outperforms both the baselines 1 and 2, reducing the training time by $1.7\times$ and $1.8\times$, respectively. Furthermore, it selects the same configuration as the optimal one. Similarly, when training on the CINIC dataset, baselines 1 and 2 require up to $1.94\times$ and $2.04\times$ more training time compared to ours. Our method did not select the exact optimal configuration in this scenario; however, it selects a near-optimal configuration that results in only $2\% - 8.2\%$ more training time compared to optimal.

In summary, our method outperforms existing baselines, reducing training time to accuracy across various model architectures, tasks, and hardware.

5.3 Energy Evaluation

We investigate the energy efficiency of our proposed approach for the image object classification and next character prediction tasks in Figure 4.

For the image classification task, it is noticeable that our method always outperforms baseline 1 since it takes less training time given the power limits. In addition, selections made by baselines 1 and 2 can lead to up to $2\times$ and $1.4\times$ more energy usage compared to our method, respectively. It is important to state that minimizing the training time does not always mean minimizing energy consumption. An example is

Table 4: Training time comparison with baselines and upper bound over three different power limits (i.e., P_{\max}^1 , P_{\max}^2 , and N/A) on Nvidia Jetson TX2NX. Recorded times are in seconds. CIFAR10 is used as proxy dataset in our proposed approach. (Evaluation time is excluded)

Model	Method	SVHN			CINIC		
		P_{\max}^1	P_{\max}^2	N/A	P_{\max}^1	P_{\max}^2	N/A
ResNet18	Baseline 1	7343±1943	3944±1043	3021±799	9292±2103	4991±1129	3823±865
ResNet18	Baseline 2	7337±1943	4771±679	4086±582	8042±933	5230± 897	4479±520
ResNet18	Ours	4283±708	2648±417	2431±382	5463±889	2560±453	2350±416
ResNet18	Fastest configuration	4283±708	2648±417	2431±382	5046±893	2510± 625	2294±571

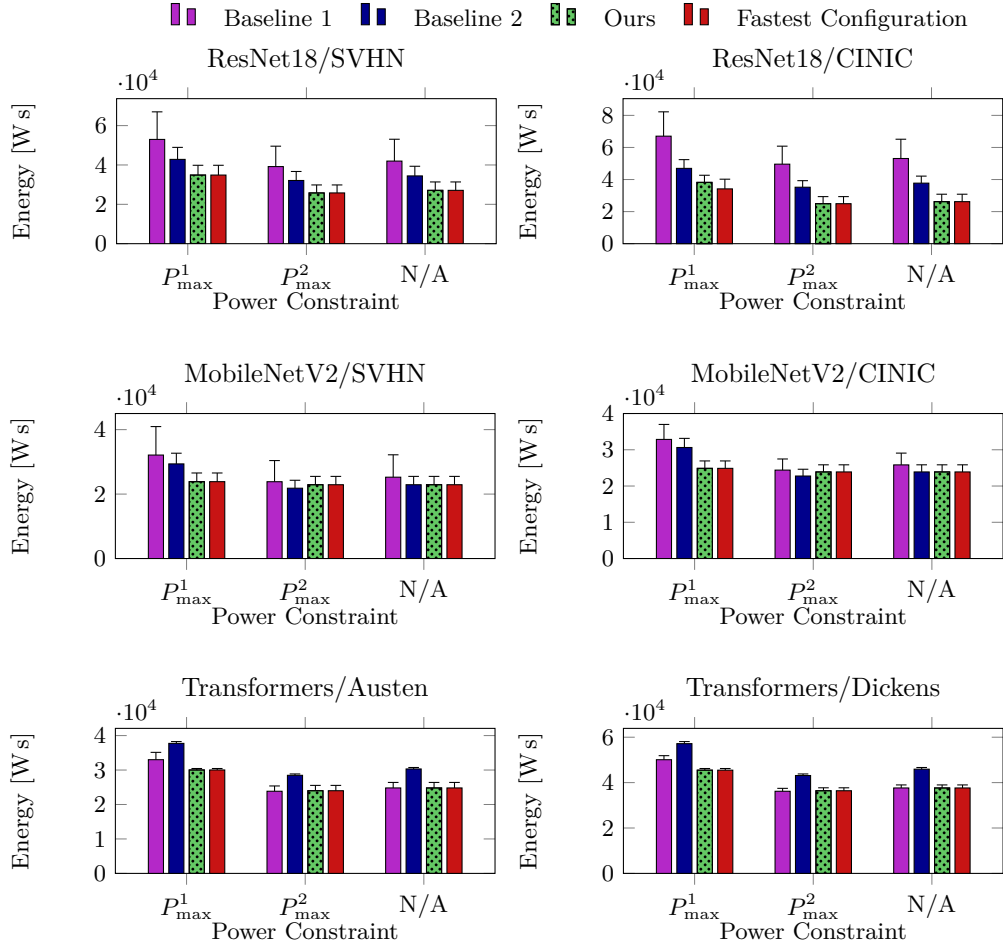


Figure 4: Energy consumption comparison between our approach and baseline methods during training under three power constraint scenarios. The recorded data includes training ResNet18 and MobileNetV2 on the SVHN and CINIC datasets, as well as a transformers network on the Austen and Dickens dataset, all performed on an Nvidia Jetson Nano.

comparing the energy consumption for P_{\max}^2 on ResNet18 with the no power limit N/A. Despite having lower training time in N/A (as shown in Table 2), training under P_{\max}^2 is more energy efficient since the used frequencies for P_{\max}^2 provide a better tradeoff between performance and power. The same applies for Baseline 2 training MobileNetV2 under P_{\max}^2 , that uses a lower frequency with the same batch size of our approach.

	Cifar10	SVHN	CINIC	FMNIST	STL		Cifar10	SVHN	CINIC	FMNIST	STL		Cifar10	SVHN	CINIC	FMNIST	STL
Cifar10	0	0	0	0	0	Cifar10	0	0	0	0	0	Cifar10	0	0	0	0	10.1
SVHN	0	0	0	0	0	SVHN	0	0	0	0	0	SVHN	0	0	0	0	10.1
CINIC	0	0	0	0	0	CINIC	0	0	0	0	0	CINIC	0	0	0	0	10.1
FMNIST	0	0	0	0	0	FMNIST	0	0	0	0	0	FMNIST	2.5	2	0.1	0	0
STL	0	0	0	0	0	STL	0	0	0	0	0	STL	2.5	2	0.1	0	0
	P_{max}^1						P_{max}^2						N/A				

Figure 5: Confusion Matrix of time increase percentages to the fastest configuration for image classification datasets on Nvidia Jetson Nano across three power constraints for MobileNetV2 training. The rows represent the selected proxy dataset while the columns represent the target datasets where training on edge is conducted on. The results indicate that the proposed method is not sensitive to the selection of proxy dataset.

	Shakes.	Austen	Dickens		Shakes.	Austen	Dickens		Shakes.	Austen	Dickens
Shakes.	0	0	0	Shakes.	0	0	0	Shakes.	0	0	0
Austen	0	0	0	Austen	0	0	0	Austen	0	0	0
Dickens	0	0	0	Dickens	0	0	0	Dickens	0	0	0
	P_{max}^1				P_{max}^1				N/A		

Figure 6: Confusion Matrix of time increase percentages to the fastest configuration for next character prediction on Nvidia Jetson Nano across three power constraints for transformers training. The rows represent the selected proxy dataset while the columns represent the target datasets where training on edge is conducted on. The results indicate that the proposed method is not sensitive to the selection of proxy dataset.

For the next character prediction task, our approach uses 9% less energy for P_{max}^1 and nearly the same energy consumption for P_{max}^2 while training in less time (the same configuration selection for P_{max}^3) compared to the baseline 1. In addition, our method records $1.25\times$ less training energy for the baseline 2.

5.4 Proxy Dataset Analysis

We conduct a sensitivity analysis for the selection of the proxy dataset for image classification and next character prediction tasks by testing all possible proxy and target dataset combinations.

For the image classification task, we add two additional datasets namely, Fashion MNIST Xiao et al. (2017) (FMNIST) and STL Coates et al. (2011). The tasks include object, digit, and fashion classification, with dataset sizes ranging from 5K to 22.5K samples. We provide in Fig. 5 a confusion matrix showing the percentage of time increase for the choice of proxy dataset selection compared to the fastest configuration for different datasets for training MobileNetV2 on Nvidia Jetson Nano. The results show that our approach selects the correct configurations in most of the cases with only a few instances where the optimal configuration is not selected in no power constraint scenario. The same observation is also applied to ResNet18 as

shown in Figure 8 (Appendix A.2). For the next character prediction, we provide the confusion matrix in Figure 6. The optimal configuration is selected regardless of the select proxy dataset.

To sum up, the results show that our approach is not sensitive to the selected proxy dataset, demonstrating the practicality of the proposed solution.

6 Conclusion

In this work, we propose a power-aware training method aimed at accelerating training on power-constrained GPU devices. Our results show that great savings can be achieved in terms of training time and energy consumption, when carefully and jointly selecting the system and application parameters for training. This is achieved without scarifying the training model quality. The proposed solution is applicable to a wide range of models (including, but not limited to, CNNs and transformers).

Sustainability is one of the major issues when it comes to large scale adoption of AI services. Our solution can be employed to make training over such systems more energy efficient, reducing its carbon footprint. It can also be used to integrate the renewable energy resources deployed near the edge devices, making the training process even greener, i.e., by adapting the GPU frequency and batch size at the devices to the level of available green energy.

A limitation of this work is that we assume that the power constraint on a device is constant and does not change through the training period. For longer training jobs that can take multiple days, this assumption will not hold. For future work, we want to extend our study to evaluate varying power constraints and distributed learning settings where heterogeneous devices with different constraints contribute to the training.

References

- Luis Barba-Guaman, Jose Eugenio Naranjo, and Anthony Ortiz. Deep learning framework for vehicle and pedestrian detection in rural roads on an embedded gpu. *Electronics*, 9(4):589, 2020.
- Steven Bird, Ewan Klein, and Edward Loper. *Natural language processing with Python: analyzing text with the natural language toolkit*. " O'Reilly Media, Inc.", 2009.
- Han Cai, Chuang Gan, Ligeng Zhu, and Song Han. Tinytl: Reduce memory, not parameters for efficient on-device learning. *Advances in Neural Information Processing Systems*, 33:11285–11297, 2020.
- Icaro Camelo and Ana-Maria Cretu. Evaluating compact convolutional neural networks for object recognition using sensor data on resource-constrained devices. *Engineering Proceedings*, 58(1), 2023. ISSN 2673-4591. URL <https://www.mdpi.com/2673-4591/58/1/6>.
- Jiasi Chen and Xukan Ran. Deep learning with edge computing: A review. *Proceedings of the IEEE*, 107(8):1655–1674, 2019. doi: 10.1109/JPROC.2019.2921977.
- Hung-Yueh Chiang, Natalia Frumkin, Feng Liang, and Diana Marculescu. Mobiletl: on-device transfer learning with inverted residual blocks. In *Proceedings of the AAAI Conference on Artificial Intelligence*, volume 37, pp. 7166–7174, 2023.
- Adam Coates, Andrew Ng, and Honglak Lee. An analysis of single-layer networks in unsupervised feature learning. In *Proceedings of the fourteenth international conference on artificial intelligence and statistics*, pp. 215–223. JMLR Workshop and Conference Proceedings, 2011.
- Ryan Cochran, Can Hankendi, Ayse K. Coskun, and Sherief Reda. Pack & cap: adaptive dvfs and thread packing under power caps. In *Proceedings of the 44th Annual IEEE/ACM International Symposium on Microarchitecture*, MICRO-44, pp. 175–185, New York, NY, USA, 2011. Association for Computing Machinery. ISBN 9781450310536.
- Luke N Darlow, Elliot J Crowley, Antreas Antoniou, and Amos J Storkey. Cinic-10 is not imagenet or cifar-10. *arXiv preprint arXiv:1810.03505*, 2018.

-
- Mauro Fernández-Sanjurjo, Manuel Mucientes, and Víctor Manuel Brea. Real-time multiple object visual tracking for embedded gpu systems. *IEEE Internet of Things Journal*, 8(11):9177–9188, 2021.
- Prakhar Ganesh, Yao Chen, Yin Yang, Deming Chen, and Marianne Winslett. Yolo-ret: Towards high accuracy real-time object detection on edge gpus. In *Proceedings of the IEEE/CVF Winter Conference on Applications of Computer Vision*, pp. 3267–3277, 2022.
- Priya Goyal, Piotr Dollár, Ross Girshick, Pieter Noordhuis, Lukasz Wesolowski, Aapo Kyrola, Andrew Tulloch, Yangqing Jia, and Kaiming He. Accurate, large minibatch sgd: Training imagenet in 1 hour. *arXiv preprint arXiv:1706.02677*, 2017.
- João Guerreiro, Aleksandar Ilic, Nuno Roma, and Pedro Tomás. Dvfs-aware application classification to improve gpgpus energy efficiency. *Parallel Computing*, 83:93–117, 2019.
- Kaiming He, Xiangyu Zhang, Shaoqing Ren, and Jian Sun. Deep residual learning for image recognition. In *Proceedings of the IEEE conference on computer vision and pattern recognition*, pp. 770–778, 2016.
- Yihui He, Ji Lin, Zhijian Liu, Hanrui Wang, Li-Jia Li, and Song Han. Amc: Automl for model compression and acceleration on mobile devices. In *Proceedings of the European conference on computer vision (ECCV)*, pp. 784–800, 2018.
- Andrej Karpathy. char-rnn. <https://github.com/karpathy/char-rnn>, 2015.
- Diederik Kingma and Jimmy Ba. Adam: A method for stochastic optimization. In *International Conference on Learning Representations (ICLR)*, San Diego, CA, USA, 2015.
- Alex Krizhevsky. One weird trick for parallelizing convolutional neural networks. *arXiv preprint arXiv:1404.5997*, 2014.
- Alex Krizhevsky, Geoffrey Hinton, et al. Learning multiple layers of features from tiny images. 2009.
- Etienne Le Sueur and Gernot Heiser. Dynamic voltage and frequency scaling: The laws of diminishing returns. In *Proceedings of the 2010 international conference on Power aware computing and systems*, pp. 1–8, 2010.
- Jungseob Lee, Vijay Sathisha, Michael Schulte, Katherine Compton, and Nam Sung Kim. Improving throughput of power-constrained gpus using dynamic voltage/frequency and core scaling. In *2011 International Conference on Parallel Architectures and Compilation Techniques*, pp. 111–120, 2011. doi: 10.1109/PACT.2011.17.
- Ji Lin, Ligeng Zhu, Wei-Ming Chen, Wei-Chen Wang, Chuang Gan, and Song Han. On-device training under 256kb memory. *Advances in Neural Information Processing Systems*, 35:22941–22954, 2022.
- Siqin Liu and Avinash Karanth. Dynamic voltage and frequency scaling to improve energy-efficiency of hardware accelerators. In *2021 IEEE 28th International Conference on High Performance Computing, Data, and Analytics (HiPC)*, pp. 232–241. IEEE, 2021.
- Ilya Loshchilov and Frank Hutter. Decoupled weight decay regularization. *arXiv preprint arXiv:1711.05101*, 2017.
- Arian Maghazeh, Unmesh D. Bordoloi, Petru Eles, and Zebo Peng. General purpose computing on low-power embedded gpus: Has it come of age? In *2013 International Conference on Embedded Computer Systems: Architectures, Modeling, and Simulation (SAMOS)*, pp. 1–10, 2013. doi: 10.1109/SAMOS.2013.6621099.
- Sam McCandlish, Jared Kaplan, Dario Amodei, and OpenAI Dota Team. An empirical model of large-batch training. *arXiv preprint arXiv:1812.06162*, 2018.
- Stephen Merity, Caiming Xiong, James Bradbury, and Richard Socher. Pointer sentinel mixture models. *arXiv preprint arXiv:1609.07843*, 2016.

-
- Seyed Morteza Nabavinejad, Hassan Hafez-Kolahi, and Sherief Reda. Coordinated dvfs and precision control for deep neural networks. *IEEE Computer Architecture Letters*, 18(2):136–140, 2019.
- Seyed Morteza Nabavinejad, Sherief Reda, and Masoumeh Ebrahimi. Batchesizer: Power-performance trade-off for dnn inference. In *2021 26th Asia and South Pacific Design Automation Conference (ASP-DAC)*, pp. 819–824, 2021.
- Seyed Morteza Nabavinejad, Sherief Reda, and Masoumeh Ebrahimi. Coordinated batching and dvfs for dnn inference on gpu accelerators. *IEEE Transactions on Parallel and Distributed Systems*, 33(10):2496–2508, 2022.
- Yuval Netzer, Tao Wang, Adam Coates, Alessandro Bissacco, Baolin Wu, Andrew Y Ng, et al. Reading digits in natural images with unsupervised feature learning. In *NIPS workshop on deep learning and unsupervised feature learning*, volume 2011, pp. 7. Granada, Spain, 2011.
- Adam Paszke, Sam Gross, Francisco Massa, Adam Lerer, James Bradbury, Gregory Chanan, Trevor Killeen, Zeming Lin, Natalia Gimelshein, Luca Antiga, et al. Pytorch: An imperative style, high-performance deep learning library. *Advances in neural information processing systems*, 32, 2019.
- Amine Saddik, Rachid Latif, Mohamed Elhoseny, and Abdelhafid El Ouardi. Real-time evaluation of different indexes in precision agriculture using a heterogeneous embedded system. *Sustainable Computing: Informatics and Systems*, 30:100506, 2021.
- Mark Sandler, Andrew Howard, Menglong Zhu, Andrey Zhmoginov, and Liang-Chieh Chen. Mobilenetv2: Inverted residuals and linear bottlenecks. In *Proceedings of the IEEE conference on computer vision and pattern recognition*, pp. 4510–4520, 2018.
- Samuel L. Smith, Pieter-Jan Kindermans, and Quoc V. Le. Don’t decay the learning rate, increase the batch size. In *International Conference on Learning Representations*, 2018.
- Zhenheng Tang, Yuxin Wang, Qiang Wang, and Xiaowen Chu. The impact of gpu dvfs on the energy and performance of deep learning: An empirical study. In *Proceedings of the Tenth ACM International Conference on Future Energy Systems*, pp. 315–325, 2019.
- Robert J Wang, Xiang Li, and Charles X Ling. Pelee: A real-time object detection system on mobile devices. *Advances in neural information processing systems*, 31, 2018.
- Han Xiao, Kashif Rasul, and Roland Vollgraf. Fashion-mnist: a novel image dataset for benchmarking machine learning algorithms. *arXiv preprint arXiv:1708.07747*, 2017.
- Yuedong Yang, Guihong Li, and Radu Marculescu. Efficient on-device training via gradient filtering. In *Proceedings of the IEEE/CVF Conference on Computer Vision and Pattern Recognition*, pp. 3811–3820, 2023.
- Jie You, Jae-Won Chung, and Mosharaf Chowdhury. Zeus: Understanding and optimizing GPU energy consumption of DNN training. In *20th USENIX Symposium on Networked Systems Design and Implementation (NSDI 23)*, pp. 119–139, Boston, MA, April 2023. USENIX Association. ISBN 978-1-939133-33-5. URL <https://www.usenix.org/conference/nsdi23/presentation/you>.
- Guodong Zhang, Lala Li, Zachary Nado, James Martens, Sushant Sachdeva, George Dahl, Chris Shallue, and Roger B Grosse. Which algorithmic choices matter at which batch sizes? insights from a noisy quadratic model. *Advances in neural information processing systems*, 32, 2019.
- Xingyao Zhang, Chenhao Xie, Jing Wang, Weidong Zhang, and Xin Fu. Towards memory friendly long-short term memory networks (lstm) on mobile gpus. In *2018 51st Annual IEEE/ACM International Symposium on Microarchitecture (MICRO)*, pp. 162–174, 2018.

A Appendix

A.1 Training on edge CPU

In this section, we briefly discuss training on an edge device’s CPUs (i.e., Jetson Nano) and the reasons of why to focus only on training on GPUs on such devices. In Appendix A.1, we show the processing time and power for training over 50K samples with batch size 32, where both CPU and GPU are using the maximum frequency. We observe that the GPU is an order of magnitude faster compared to the CPU, while nearly consuming similar average power. Similarly, the GPU would be nearly an order of magnitude more energy efficient on these devices compared to the CPU. Thus, we focus in our work on edge GPUs as training is more time and energy efficient.

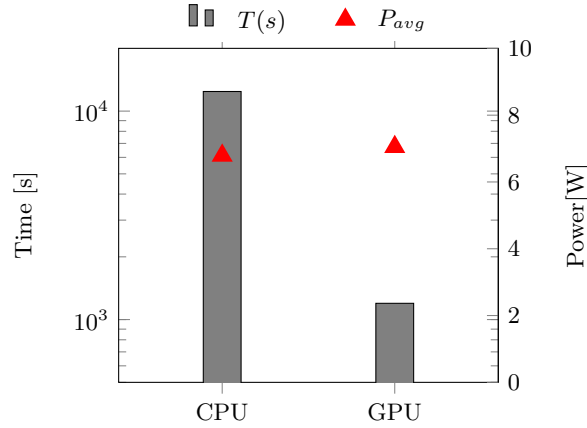


Figure 7: ResNet18 time for training 50K samples (T_s) and average power (red triangles) of Cifar10 on Jetson Nano over CPU and GPU.

A.2 Proxy Dataset Analysis

We provide a continuation for the sensitivity analysis for the proxy dataset selection. In Fig. 8, provide the confusion matrix for selecting different proxy datasets to train ResNet18. The difference for ResNet18 compared to MobileNetV2 (in Figure 5) is that the suboptimal configurations are selected for the lowest power constraint, while for other cases the selected configurations match the optimal.

	Cifar10	SVHN	CINIC	FMNIST	STL		Cifar10	SVHN	CINIC	FMNIST	STL		Cifar10	SVHN	CINIC	FMNIST	STL	
Cifar10	0	0	2.9	27.3	0		Cifar10	0	0	0	0	0	Cifar10	0	0	0	0	0
SVHN	0	0	2.9	27.3	0		SVHN	0	0	0	0	0	SVHN	0	0	0	0	0
CINIC	1.3	10.2	0	0	3.7		CINIC	0	0	0	0	0	CINIC	0	0	0	0	0
FMNIST	1.3	10.2	0	0	3.7		FMNIST	0	0	0	0	0	FMNIST	0	0	0	0	0
STL	0	0	2.9	27.3	0		STL	0	0	0	0	0	STL	0	0	0	0	0
	P^1_{max}						P^2_{max}						N/A					

Figure 8: Confusion Matrix of time increase percentages to the fastest configuration for image classification datasets across three power constraints for ResNet18 training.

A.3 Text datasets details

For Jane Austen’s dataset part, we extracted it from the nltk package (gutenberg corpus) where the text consists of 3 novel namely Emma, Persuasion, and Sense and Sensibility. For Dickens, we used eight novels namely The Pickwick Papers, Pictures from Italy, A Tale of Two Cities, A Story of the French Revolution, The Chimes, Mugby Junction, The Haunted Man and the Ghost’s Bargain, and The Mystery of Edwin Drood. We filter the licensing text, author history, etc. from the training and testing text.

A.4 Power measurement details

We read the power sensor values during training with a sample rate of 1s. For the Nvidia Jetson Nano, the power measurements are available to read from using sysfs nodes. For example, on the jetson nano, the sysfs nodes are available in the path `/sys/bus/i2c/drivers/ina3221x/6-0040/iio:device0/`.