

Problem Solved? Information Extraction Design Space for Layout-Rich Documents using LLMs

Gaye Colakoglu^{1,2} Gürkan Solmaz² Jonathan Fürst¹

¹Zurich University of Applied Sciences, Switzerland

²NEC Laboratories Europe, Heidelberg, Germany

colgay01@students.zhaw.ch, gurkan.solmaz@neclab.eu, jonathan.fuerst@zhaw.ch

Abstract

This paper defines and explores the design space for information extraction (IE) from *layout-rich documents* using large language models (LLMs). The three core challenges of layout-aware IE with LLMs are 1) *data structuring*, 2) *model engagement*, and 3) *output refinement*. Our study delves into the sub-problems within these core challenges, such as input representation, chunking, prompting, and selection of LLMs and multimodal models. It examines the outcomes of different design choices through a new *layout-aware IE test suite*, benchmarking against the state-of-art (SoA) model LayoutLMv3. The results show that the configuration from one-factor-at-a-time (OFAT) trial achieves near-optimal results with 14.1 points F1-score gain from the baseline model, while full factorial exploration yields only a slightly higher 15.1 points gain at $\sim 36\times$ greater token usage. We demonstrate that well-configured general-purpose LLMs can match the performance of specialized models, providing a cost-effective alternative. Our test-suite is freely available at <https://github.com/gayecolakoglu/LayIE-LLM>.

1 Introduction

Information extraction (IE) entails extracting structured data, such as names, dates, or financial figures, from unstructured documents. Within organizations, key information often resides in layout-rich documents (LRDs) such as reports and presentations that combine visual elements (e.g., charts, tables) with textual structure and content (Park et al., 2019; Wang et al., 2023a; Zmigrod et al., 2024b). LRDs challenge traditional natural language processing (NLP) techniques, which are designed for plain texts (Cui et al., 2021; Tang et al., 2023).

Recent layout-aware models at the intersection of NLP and Computer Vision (CV) address this gap by including visual and structural features to improve information extraction from LRDs

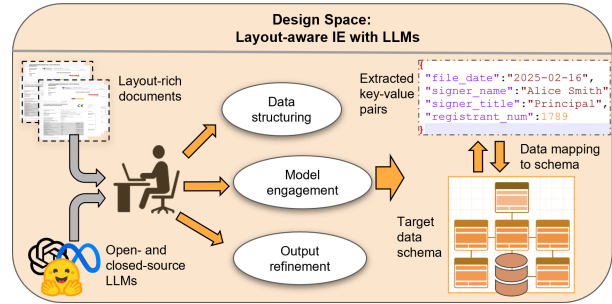


Figure 1: Design space for information extraction from layout-rich documents using LLMs. The goal is to extract all relevant information to the target data schema with correct mapping.

(e.g., LayoutLMv1-v3 (Xu et al., 2020b,a; Huang et al., 2022), GraphDoc (Zhang et al., 2022), DocFormer (Appalaraju et al., 2021)). However, these models require substantial dataset-specific fine-tuning; users must manually annotate a training dataset with bounding boxes and extraction elements for each new document set.

While LLMs show significant potential, there exist open questions regarding about their adoption for IE from LRDs. In which form should the document content be provided to the LLM? Which methods are most effective for in-context learning (ICL) and instruction tuning? Do larger multimodal LLMs like GPT-4o provide advantages over traditional Optical Character Recognition (OCR) and text-based models? How coherent is the LLM output, and what post-processing is needed? How does the performance of open- and closed-sourced LLMs of different scales compare? How does performance compare to fine-tuned SoA layout-aware models?

This paper addresses the questions above, by systematically exploring the design space for IE with LLMs from LRDs. We implement and evaluate a range of preprocessing, chunking, prompting, and post-processing techniques alongside ICL strategies. Furthermore, we experimentally as-

assess the performance of diverse LLMs and LayoutLMv3 (Huang et al., 2022), a fine-tuned layout-aware model.

Our results reveal multiple important insights. First, current, general LLMs can easily compete with SoA fine-tuned models such as LayoutLMv3 with the additional benefit to not require any training data. Second, instead of fine-tuning through data, LLMs require tuning of the IE pipeline to achieve a competitive performance—the gap between a best-practices baseline and the tuned configuration achieved by our lightweight OFAT method is 14.1 points in F1. Third, while purely text-based LLMs achieve a competitive performance through our method, multi-modal LLMs that directly combine textual with visual features still achieve higher performance with the disadvantage of higher costs (token use and API costs) and less transparency.

Shortly, our contributions are as follows:

- Introducing the **Design Space of IE from LRDs** using LLMs, consisting of the three core challenges: 1) Data structuring, 2) Model engagement, and 3) Output refinement (Sec. 2).
- Development of a **layout-aware IE test suite** for analyzing effects of OCR- and text-based inputs, chunk sizes, few-shots and CoT prompting, LLM model selection, decoding, entity mapping, data cleaning, and F1-score-based benchmarking using exact, substring, and fuzzy matches (Sec. 3).
- Comprehensive evaluation using **GPT-4o, GPT3.5, and LLaMA3** models, **GPT4-vision**, and the SoA **LayoutLMv3** model (Sec. 4).
- We open-source all our code and experimental results (data accessible in (Wang et al., 2023b)). Our test suite can be used and adapted by others to tune their IE pipelines to their datasets and LLMs (<https://github.com/gayecolakoglu/LayIE-LLM>).

2 Design Space of IE from Layout-rich Documents with LLMs

Task Definition. IE from LRDs involves identifying and extracting information from documents where textual content is intertwined with complex visual layouts and mapping them into structured information instances such that

$$\text{IE} : (D, S) \rightarrow E \quad (1)$$

,where

- **D** represents the set of LRDs, each with content and layout information.
- **S** is the target schema that defines the set of slots to be filled. Each slot is defined by an attribute (key) a_i and its corresponding data type (domain) T_i , such that $S = \{(a_1, T_1), (a_2, T_2), \dots, (a_k, T_k)\}$.
- Finally, **E** represents the set of extracted information instances, where each instance is a set of slot-value pairs derived from a document in **D**, leveraging both content and layout to determine the correct values for the slots in **S**. Each value in an instance must conform to the data type T , specified in the schema for that attribute.

2.1 Using LLMs for Information Extraction

IE systems that utilize LLMs have to tackle the three main challenge areas that we consider as part of the Design Space: Data Structuring, Model Engagement, and Output Refinement. Each stage, in their respective order, plays an important role for having an IE system with satisfactory accuracy and robustness.

Data Structuring. For multimodal LLMs, LRDs can be directly given as input. On the other hand, for purely text-based LLM, the input documents must be transformed into textual representations. This involves converting documents into machine-readable formats using OCR systems to extract features such as text, bounding boxes, and visual elements (Mieskes and Schmunk, 2019; Smith, 2007). Alternatively, a formatting language such as Markdown can be employed to represent the document’s layout, allowing the LLM to understand the structural context of the text better. The impact of OCR quality on IE performance has been documented (Bhadauria et al., 2024), and structured formats tend to yield better results (Bai et al., 2024). To process larger documents efficiently, they are often divided into smaller, manageable chunks based on page boundaries, sections, or semantic units (Liu et al., 2024).

Markdown as an input format compared to raw OCR outputs remains underexplored, representing a potential research gap in IE system development.

Model Engagement. Once preprocessed, the document is fed to an LLM for IE. Ensuring alignment between the extracted text and layout information is crucial for accurate representation (Xu et al., 2020a; Appalaraju et al., 2021). Prompt-driven extraction leverages general-purpose models, using tailored prompts to guide the extraction

process (Brown et al., 2020; Radford et al., 2021; Zhou et al., 2022). As such, the model needs to be instructed to extract information, and usually, the schema is provided. This step can involve more advanced IT and ICL techniques (few-shot, CoT).

The influence of prompting techniques in interaction with various stages of the IE pipeline to enhance performance and robustness remains a research gap that requires further investigation.

Output Refinement. After inference, the extracted information undergoes post-processing to ensure accuracy and conformance to Schema S . This step involves refining and validating the outputs generated by the LLM through tasks such as mapping extracted entities E to their original document positions, merging overlapping or fragmented predictions, and resolving ambiguities in the results (Xu et al., 2020b). Refining entity extraction through post-processing has been explored in various studies (Wang et al., 2022b; Tamayo et al., 2022). Rule-based entity alignment has notable accuracy improvements (Luo et al., 2024).

There exists no analysis of post-processing techniques tailored to LRDs in conjunction with LLMs.

3 Test-Suite for IE from Layout-rich Documents with LLMs

We implement a comprehensive test suite to assess IE tasks from LRDs. The pipeline, depicted in Figure 2, systematically transforms raw input into structured output across multiple stages for evaluating the efficacy of design decisions.

3.1 Data Structuring

We convert raw documents into machine-readable formats by extracting text and layout features. The process involves two conversions: 1) Extracting textual content and layout information using OCR data, and 2) creating a markdown representation of PDFs.

Chunking. We employ three chunk sizes: (1) max: 4096 tokens, (2) medium: 2048 tokens, and (3) small: 1024 tokens. Documents are segmented into N chunks based on document length and chunk size, preparing them for the prompting phase. Each chunk is formed by accumulating whole words until the token limit. This ensures intact word boundaries and maintaining a sequential, non-overlapping structure. Layout information is preserved by associating each text segment with normalized and quantized spatial coordinates, re-

taining the structural context of the document.

3.2 Model Engagement

Model engagement consists of constructing input to the LLM comprising at least three components: (1) a task instruction outlining the IE task, (2) the target schema S , and (3) the document chunk. We adhere to best practices from NLP for prompt structure and IE task instruction. The schema S is implemented as a dictionary of key-value pairs, where values specify the format of the corresponding attribute using regex expressions in Listing 1.

```
"file_date": r"\d{4}-\d{2}-\d{2}",
"foreign_princ_name": r"[\w\s.,'&-]+",
"registrant_name": r"[\w\s.,'&-]+",
"registration_num": r"\d+",
"signer_name": r"[\w\s'-.]+",
"signer_title": r"[\w\s.,'&-]+",
```

Listing 1: Schema Definition

We also implement two ICL strategies: (1) Few-Shot and (2) Chain-of-Thought (CoT) (see Appendix A.1 for more details). For N prompts, the LLM performs N completions, with one completion per prompt. The outputs are collected and stored as raw predictions, ready for Output Refinement.

3.3 Output Refinement

We refine the raw outputs from the LLM to ensure alignment with the target schema, addressing challenges related to prediction variability, schema definition differences, and data formatting inconsistencies (e.g., varying date formats). We implement three techniques inspired by related work in data integration (Dong and Srivastava, 2013): *Decoding*, *Schema Mapping*, and *Data Cleaning*. This process results in three sets of predictions: initial predictions, mapped predictions, and cleaned predictions.

Decoding. The decoding step parses each LLM completion as a JSON object, discarding any that fail to parse. The process then consolidates predictions for each document by reconciling outputs generated across individual pages and chunks. With N completions for N prompts, corresponding to N chunks, the model generates multiple predictions for a single document. Reconciliation ensures a unified document-level output by deduplicating nested predictions and aggregating unique values. If multiple unique values exist for a single entity, they are stored together to preserve variability. The outcome of this step is referred to as the *initial predictions*.

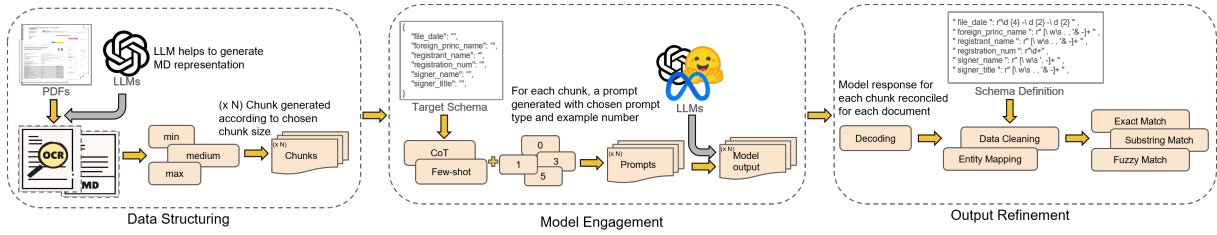


Figure 2: Overview of the test suite for extracting information from layout-rich documents using LLMs in six stages. The process begins with OCR-based text extraction and Markdown conversion with LLM assistance, followed by chunking to manage token limits, experimenting with different chunk sizes. Each chunk is processed to generate a prompt, exploring Few-shot and CoT prompting with varying numbers of examples. These examples consist of a document example and extracted key-value pairs in a structured format, along with a new document and the required task for the LLM. LLMs generate structured JSON outputs, which are then decoded and reconciled. Post-processing involves experimenting data cleaning and entity mapping. Finally, evaluation is conducted using two different evaluation techniques.

Schema Mapping. LLMs are expected to return only keys $\{a_1, a_2, \dots, a_k\}$ specified in the target schema S . However, they may occasionally fail to return the keys as expected. E.g., ‘file date’ is returned instead of ‘file_date’. Such LLM ‘overcorrection’ can hinder strict schema conformance. As a countermeasure, we implement a post-processing step that maps the predicted keys to align with the target schema. Our mapping step integrates multiple weak-supervision signals, such as *exact matching*, *partial matching*, and *synonym-based logic*, inspired by the recent techniques for ontology alignment (Fürst et al., 2023). The outcome of this step is the *mapped predictions*, where entity keys $\{a_1, a_2, \dots, a_k\}$ are standardized and fully aligned with the schema S .

Data Cleaning. A common issue concerns the format of the values T_k of predicted key-value pairs $\{(a_1, T_1), (a_2, T_2), \dots, (a_k, T_k)\}$. We must standardize formats, such as dates and names, to align with the target schema S . One source of error is LLM hallucinations (Ji et al., 2023; Huang et al., 2023; Xu et al., 2024b), while another problem is that information is often not aligned to a common format inside the source data. For instance, two documents might use two different formats for dates (“April 1992” vs “1992-04-01”). Additional issues include capitalization, redundant whitespace, or special characters. We utilize the regex-defined data types in our schema to automatically apply data cleaning functions. The outcome of this step is the *cleaned predictions*, representing the final fully normalized outputs.

Evaluation Techniques. Evaluating IE for LRDs requires comparing the extracted data against an annotated test dataset. We implement three metrics

for this evaluation: *exact match*, *substring match*, and *fuzzy match*.

- **Exact Match** searches for perfect alignment between predicted and ground truth values. A match is valid only when the values are identical. This strict approach is ideal for extracting specific, unambiguous entities like dates or numerical identifiers.
- **Substring Match** checks whether ground truth values are fully contained within the predicted values as complete substrings, without being split or partially matched. It ensures all ground truth values appear in their entirety within predictions, making it effective for tasks such as extracting full names or addresses, where additional contextual details (e.g., titles like Mr. and Mrs.) may be included in the predictions without making the extraction incorrect.
- **Fuzzy Match** uses similarity metrics for approximate matches. A match is valid if the highest similarity ratio exceeds a predefined threshold (default: 0.8). This method is well-suited for scenarios with minor variations caused by OCR errors or formatting discrepancies.

4 Experimental Evaluation

4.1 Experimental Design

Methodology. The goal of our experimental setup is to study how different parameters in the pipeline, shown in Figure 2, affect the overall performance of IE from LRDs using LLMs. To investigate the design dimensions, we start with a baseline configuration and systematically alter factors at a single dimension at a time, following a one-factor-at-a-time (OFAT) methodology. This

approach allows us to isolate and understand the impact of each parameter change on the IE performance.

Our intuition is that aggregating the knowledge gained for each dimension independently, we can achieve a deeper understanding of the design space and possibly identify an effective overall configuration for IE, without the need for a comprehensive factorial exploration. However, we also validate the findings by comparing the results of the OFAT method with those obtained from a brute-force approach, which is based on conducting 432 experiments.

Dataset and LLMs. We utilize the Visually Rich Document Understanding (VRDU) dataset (Wang et al., 2023b), which includes two benchmarks. Each benchmark includes training samples of 10, 50, 100, and 200 documents with high-quality OCR for assessing data efficiency, as well as generalization tasks: *Single Template Learning (STL)*, *Unseen Template Learning (UTL)*, and *Mixed Template Learning (MTL)*. For further details on how this dataset is tailored for our experiments and diverse models, please refer to Appendix A.2.

We evaluate GPT-3.5, GPT-4o, and LLaMA3-70B for text-only structured data extraction from LRDs. Additionally, we compare their results with GPT-4 Vision and LayoutLMv3 to assess the performance gap between multimodal LLMs and domain-specific, fine-tuned models, respectively.

The Baseline Configuration. The baseline configuration is outlined in Table 1, where the configuration is selected based on best practices such as in (Perot et al., 2024) for the following reasons: (1) **OCR** reflects real-world scenarios for digitized LRDs. (2) **Medium chunk size** balances efficiency and context preservation, addressing token limits in LLMs. (3) **Few-shot prompting** combines pre-trained knowledge with minimal task-specific guidance. (4) Using **zero examples** provides a clear benchmark for assessing the model’s raw performance. (5) **Initial predictions** are retained to evaluate models’ raw output without modifications, ensuring a direct assessment of their capabilities. (6) Finally, **exact match** provides a stringent measure of correctness, offering a reliable baseline for comparison across configurations.

4.2 The Input Dimension

We substitute OCR input with Markdown and as outcomes in both STL and UTL scenarios. The dif-

Table 1: Overall configuration parameters. Baseline configuration is highlighted with light blue .

Parameter	Values
Input Type	OCR , Markdown
Chunk Size Category	Small, Medium , Max
Prompt Type	Few-Shot , CoT
Example Number	0 , 1, 3, 5
Post-processing Strategy	Initial , Mapped, Cleaned
Evaluation Technique	Exact , Substring, Fuzzy

ferences in performance between OCR and Markdown are model- and context-dependent, exhibiting no consistent trend favoring one input type over the other, as shown in Table 2.

Table 2: Performance results for different LLMs across STL and UTL levels with different input types. Baseline configuration in light blue .

Models	Level	Exact Match (F1)	
		OCR	Markdown
GPT-3.5	STL	0.650	0.647 (-0.003)
	UTL	0.645	0.657 (+0.012)
GPT-4o	STL	0.670	0.633 (-0.037)
	UTL	0.659	0.633 (-0.026)
LLaMA3	STL	0.640	0.657 (+0.017)
	UTL	0.640	0.662 (+0.022)
Avg (\pm stdev.)		0.650 (\pm 0.011)	0.648 (\pm 0.012)

OCR input serves as a stable baseline for IE tasks, delivering consistent performance across models. GPT-4o has noticeable performance drops with Markdown input, indicating its reliance on OCR for optimal results. In contrast, Markdown marginally improves performance for LLaMA3-70B at both STL and UTL scenarios, suggesting its potential benefits from the additional structure or semantic cues. GPT-3.5 demonstrates robustness to changes in input type, with only slight fluctuations in performance. On average, OCR marginally outperforms Markdown (0.650 vs. 0.648), but the differences are minor, with standard deviations indicating similar stability.

4.3 The Chunk Dimension

To evaluate the impact of chunk size, we varied it from medium to max and small while keeping all other parameters constant. Table 3 demonstrates how chunk size affects performance across STL and UTL levels.

Medium and max chunk sizes provide the most consistent and stable results across models, with

Table 3: Performance results for different LLMs across **STL** and **UTL** levels with different chunk size categories. Baseline configuration in light blue .

Models	Level	Exact Match (F1)		
		Small(≤ 1024)	Medium(≤ 2048)	Max(≤ 4096)
GPT-3.5	STL	0.562 _(-0.088)	0.650	0.645 _(-0.005)
	UTL	0.561 _(-0.084)	0.645	0.644 _(-0.001)
GPT-4o	STL	0.602 _(-0.068)	0.670	0.674 _(+0.004)
	UTL	0.600 _(-0.059)	0.659	0.657 _(-0.002)
LLaMA3	STL	0.615 _(-0.025)	0.640	0.647 _(+0.007)
	UTL	0.608 _(-0.032)	0.640	0.644 _(+0.004)
Avg(\pm stddev.)		0.591 (± 0.023)	0.650 (± 0.011)	0.651 (± 0.011)

an average F1 score of 0.650 (± 0.011) and 0.651 (± 0.011), respectively. Due to insufficient context, small chunk sizes result in significant performance drops, particularly for GPT-3.5 and GPT-4o. *These findings suggest that max chunk size is optimal, but medium can be a good option for LLMs with limited context lengths.*

4.4 The Prompt Dimension

Table 4 presents the impact of prompt type and the number of examples on model performance at STL and UTL levels. Surprisingly, in-context demonstrations do not enhance performance for either few-shot or CoT experiments. For both experiments, the setting with zero examples achieves the highest average performance: few-shot 0.650 (± 0.011) and CoT 0.649 (± 0.008). Performance consistently declines as the number of examples increase, likely due to noise that impairs generalization. *Overall, there is no significant difference between few-shot and CoT.*

4.5 Output Refinement

We examine two output refinement strategies, Schema Mapping and Data Cleaning (see Sec. 3.3), to evaluate their impact shown in Table 5.

Schema Mapping involves mapping the predicted schema keys to the target schema keys. Our results show no change in F1 scores compared to the initial predictions. This suggests that the models already effectively return the correct attributes, making the mapping step unnecessary.

Data Cleaning uses the defined data types to perform automatic value cleaning, consistently achieving the highest F1 scores across all models. *This underscores the need for post-processing steps for IE with LLMs to align the extracted data with the*

Table 4: Different LLMs across **STL** and **UTL** levels with different prompt types and example numbers. Baseline Configuration is highlighted in light blue .

Models	Level	Exact Match (F1)			
		0	1	3	5
<i>few-shot</i>					
GPT-3.5	STL	0.650	0.586 _(-0.064)	0.593 _(-0.057)	0.548 _(-0.102)
	UTL	0.645	0.566 _(-0.079)	0.564 _(-0.081)	0.541 _(-0.104)
GPT-4o	STL	0.670	0.608 _(-0.062)	0.602 _(-0.068)	0.595 _(-0.075)
	UTL	0.659	0.597 _(-0.062)	0.607 _(-0.052)	0.601 _(-0.058)
LLaMA3	STL	0.640	0.599 _(-0.041)	0.606 _(-0.034)	0.603 _(-0.037)
	UTL	0.640	0.582 _(-0.058)	0.601 _(-0.039)	0.597 _(-0.043)
Avg(\pm stddev.)		0.650 (± 0.011)	0.589 (± 0.014)	0.595 (± 0.016)	0.580 (± 0.028)
<i>CoT</i>					
GPT-3.5	STL	0.653 _(+0.003)	0.602 _(-0.048)	0.544 _(-0.106)	0.533 _(-0.117)
	UTL	0.650 _(+0.005)	0.575 _(-0.007)	0.548 _(-0.097)	0.516 _(-0.129)
GPT-4o	STL	0.655 _(-0.015)	0.615 _(-0.055)	0.612 _(-0.058)	0.605 _(-0.065)
	UTL	0.659 ₍₀₎	0.614 _(-0.045)	0.611 _(-0.048)	0.607 _(-0.052)
LLaMA3	STL	0.635 _(-0.005)	0.603 _(-0.037)	0.613 _(-0.027)	0.610 _(-0.003)
	UTL	0.644 _(+0.004)	0.586 _(-0.054)	0.601 _(-0.039)	0.598 _(-0.042)
Avg(\pm stddev.)		0.649 (± 0.008)	0.599 (± 0.015)	0.588 (± 0.032)	0.578 (± 0.042)

Table 5: Different LLMs across **STL** and **UTL** levels with different post-processing strategies. Baseline configuration is highlighted in light blue .

Models	Level	Exact Match (F1)		
		Initial Pred.	Mapped Pred.	Cleaned Pred.
GPT-3.5	STL	0.650	0.650 ₍₀₎	0.737 _(+0.087)
	UTL	0.645	0.645 ₍₀₎	0.733 _(+0.088)
GPT-4o	STL	0.670	0.670 ₍₀₎	0.749 _(+0.079)
	UTL	0.659	0.659 ₍₀₎	0.741 _(+0.082)
LLaMA3	STL	0.640	0.640 ₍₀₎	0.724 _(+0.084)
	UTL	0.640	0.640 ₍₀₎	0.725 _(+0.085)
Avg(\pm stddev.)		0.650 (± 0.011)	0.650 (± 0.011)	0.734 (± 0.009)

target format to handle LLM hallucinations and inconsistent source data formats (see Sec. 3.3).

4.6 Evaluation Techniques

We explore three evaluation techniques to assess their impact on model performance (see Sec. 3.3). On average, Fuzzy Match achieved the highest F1 score (0.733), outperforming Substring Match (0.676) and Exact Match, as shown in Table 6. We provide a detailed error analysis of fuzzy and substring match accuracy in Appendix A.3, showing that they provide a near-perfect precision when manually checked for semantic equivalence with precision scores of 0.98 and 1.00, respectively. *This shows Fuzzy Match’s ability to balance flexibility and precision.*

Table 6: Different LLMs across **STL** and **UTL** levels with different evaluation techniques. Baseline configuration in light blue.

Models	Level	Exact Match (F1)	Substring Match (F1)	Fuzzy Match (F1)
GPT-3.5	STL	0.650	0.683(+0.033)	0.730(+0.080)
	UTL	0.645	0.682(+0.037)	0.726(+0.081)
GPT-4o	STL	0.670	0.690(+0.020)	0.750(+0.080)
	UTL	0.659	0.678(+0.019)	0.744(+0.085)
LLaMA3	STL	0.640	0.661(+0.021)	0.727(+0.087)
	UTL	0.640	0.662(+0.022)	0.723(+0.083)
Avg(\pm stdev.)		0.650(\pm 0.011)	0.676(\pm 0.011)	0.733(\pm 0.010)

4.7 Putting it All Together

In the preceding sections, we investigated the influence of various parameters on model performance along the IE extraction pipeline, analyzing one factor at a time. Drawing from the underlying 12 experiments, we identified the optimal parameter for each step and each model based on the experimental outcomes (Table 7). In addition, we conducted an exhaustive full factorial exploration with 432 configurations ($2 * 3 * 2 * 4 * 3 * 3 = 432$, see Table 1) to find the best parametrization per LLM (Table 8). Lastly, we find the worst configuration on a per LLM and per model basis (Table 9). The performance of these different configurations is depicted in Figure 3. We gain several insights:

- *OFAT approximates well the Brute-Force configuration with a fraction ($\sim 2.8\%$) of the required computation.* We see in Table 7 and Table 8 that they match except for 4 parameter choices (prompt and example No. parameters for GPT-4o and LLaMa3). Likewise, their F1 scores are close to each other (Figure 3), with OFAT achieving 0.791 and Brute-Force achieving 0.801 overall.
- *Adapting the IE pipeline to the LLM is necessary to achieve a competitive performance.* Overall, the OFAT configuration improves from the baseline F1 of 0.650 to 0.791, a 22% improvement. For Brute-Force, the improvement is 23%. In comparison, the worst configuration achieves only 0.45 on average, almost half of the best configuration.
- *Besides the need for pipeline customization, common patterns exist across LLMs.* First, output refinement and evaluation techniques boost performance across all models. Second, there is a tendency to larger context sizes. Lastly, larger models (GPT-4o, LLaMa3) benefit more from

examples, while the CoT pattern generally aids IE.

Table 7: OFAT configurations on a per-model basis and corresponding performance results.

Parameter	GPT-3.5	GPT-4o	LLaMA3
Input Type	Markdown	OCR	Markdown
Chunk Size	Medium	Max	Max
Prompt	CoT	Few-Shot	Few-Shot
Example No.	0	0	0
Output Refin.	Cleaned	Cleaned	Cleaned
Evaluation	Fuzzy	Fuzzy	Fuzzy

Table 8: Brute-Force configurations on a per-model basis and corresponding performance results.

Parameter	GPT-3.5	GPT-4o	LLaMA3
Input Type	Markdown	OCR	Markdown
Chunk Size	Medium	Max	Max
Prompt	CoT	CoT	CoT
Example No.	0	5	5
Output Refin.	Cleaned	Cleaned	Cleaned
Evaluation	Fuzzy	Fuzzy	Fuzzy

Table 9: Worst performance configurations on a per-model basis and corresponding performance results.

Parameter	GPT-3.5	GPT-4o	LLaMA3
Input Type	OCR	Markdown	OCR
Chunk Size	Small	Small	Small
Prompt	Few-shot	Few-shot	Few-shot
Example No.	5	5	5
Output Refin.	Initial	Initial	Initial
Evaluation	Exact	Exact	Exact

Finally, we compare our purely text-based approach to IE to (1) GPT4-vision, a multimodal LLM, and (2) LayoutLMv3, a leading layout-aware model that we fine-tune to our dataset (Table 10). Despite fine-tuning, LayoutLMv3 does not perform as well as our evaluated LLMs, even on documents that contain the same structure as the fine-tuning data (STL). We also observe that LLMs remain stable across template types. The best-performing model is GPT4-vision, a multi-modal LLM, where we directly provide an image of the PDF for IE. The model benefits from less context loss due to chunking and its ability to jointly use textual and visual features. However, when considering token usage and cost, GPT4-vision requires ~ 2 times the tokens compared to text-only approaches and > 10 times the cost under the current OpenAI pricing scheme (Nov. 2024). Therefore, text-only ap-

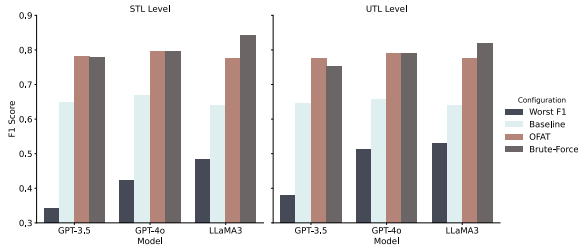


Figure 3: F1 scores of different LLMs across three configurations (Baseline, OFAT, and Brute-Force). Each bar represents the mean F1 score of a model for the corresponding configuration.

proaches constitute a good trade-off between performance and cost for practical applications.

Table 10: Cost (per experiment) and performance of LLMs across **STL** and **UTL** levels for the OFAT configuration. The tokens for LayoutLMv3 include the fine-tuning. *We run LayoutLMv3 and LLaMa3 locally, without API costs.

Models	Tokens	API Cost	STL (F1)	UTL (F1)
GPT-3.5	322K	\$0.18	0.778	0.754
GPT-4o	278K	\$0.40	0.797	0.790
LLaMA3	239K	\$0*	0.843	0.820
GPT-4-vision	585K	\$4.76	0.902	0.897
LayoutLMv3	176.1M	\$0*	0.603	0.194

5 Related Work

IE using LLMs. Transformer-based models like BERT (Devlin et al., 2019), GPT (Brown et al., 2020), and RoBERTa (Liu et al., 2019b) have advanced NLP with self-attention and large-scale pre-training but struggle with layout-rich documents (LRDs). To address this, layout-aware and multimodal models have emerged. LayoutLM (Xu et al., 2020b) integrates spatial features, with later versions (Xu et al., 2021, 2022) and models like GPT-4V (OpenAI, 2023) and Gemini Pro (Anil et al., 2023) enhancing document understanding through multimodal learning. LayoutLLM (Fujitake, 2024) and structural-aware approaches (Lee et al., 2022) further improve extraction accuracy, while end-to-end models like Donut (Kim et al., 2022) bypass OCR for direct document image processing. Additionally, ChatUIE (Xu et al., 2024a) adopts a chat-based approach for flexible IE, while ReLayout (Jiang et al., 2025) enhances document understanding through layout-aware pretraining, advancing LLMs for real-world use.

Strategies for IE from LRDs. Graph-based models like GCNs (Liu et al., 2019a) and Ali-

GATr (Nourbakhsh et al., 2024) enhance relation extraction by capturing textual-visual relationships. Reading order is critical; Token Path Prediction (TPP) (Zhang et al., 2023) resolves OCR layout ambiguities, while global tagging (Shaojie et al., 2023) mitigates text ordering issues for better extraction. For structured data, TabbyPDF (Jain et al., 2020) targets table extraction, DocExtractor (Zhong et al., 2020) processes forms, and LMDX (Perot et al., 2024) unifies OCR, preprocessing, and postprocessing for document IE. Additionally, XFORM-PARSER (Cheng et al., 2025) offers a simple yet effective multimodal and multilingual approach for parsing semi-structured forms.

Preprocessing, Chunking, Prompting, Postprocessing, and Evaluation Techniques. Chain-of-Thought (CoT) prompting (Wei et al., 2022) enhances reasoning in complex LRD extraction tasks, while diverse prompt-response datasets (Zmigrod et al., 2024a) improve LLM robustness. Instruction-finetuned LLMs have also demonstrated effectiveness in domain-specific applications, such as clinical and biomedical tasks, where zero-shot and few-shot learning enable adaptive extraction without extensive fine-tuning (Labrak et al., 2024). Postprocessing techniques, including text normalization, entity resolution (Hwang et al., 2021), and majority voting (Wang et al., 2022a), refine extracted data by correcting OCR and extraction errors for greater accuracy.

Despite advancements, current studies often focus on isolated components rather than evaluating full IE pipelines. Key stages such as OCR, chunking, and postprocessing are frequently assessed independently, leading to an incomplete understanding of their interplay. Our research bridges this gap by systematically evaluating strategies across all pipeline stages to identify optimal configurations for leveraging pre-trained models.

6 Conclusion

In this paper we introduce the design space for IE from LRDs using LLMs, with challenges of data structuring, model engagement, and output refinement. We consider the design choices within those challenges. We examine the effects of these choices on the overall performance through OFAT and full-factorial exploration of the parameters. Finally, we show that a well-designed general purpose LLM can provide a cost-effective alternative to the specialized models for IE from LRDs.

Limitations

For the experimental evaluation in the design space, we focused on the Visually Rich Document Understanding (VRDU) dataset (Wang et al., 2023b), which has ground-truth annotations that make it easy for result analysis. We believe incrementally adding new datasets focusing on layout-rich documents with ground truth and making a combined benchmark would help improve the design space itself as we can test different application-specific scenarios.

The evaluation metrics are planned to be extended with metrics that are popularly used in the context of LLMs such as ROUGE (Lin, 2004) and BLEU (Papineni et al., 2002) scores and their adaptations (Yang et al., 2018). A fair comparison using cost-related metrics is mostly harder to compute due to their changing depending on the scenario. For instance, in some scenarios where we listed cost as 0 due to having a free-to-use service, it actually comes with a cost. Similarly, the cost of computation can be considered from different perspectives such as the energy usage of a model.

The test suite is currently limited to the steps that we listed in Fig. 2, whereas one could imagine additional steps or factors which affect the performances and may even deliver more satisfactory outcomes. We would like to incorporate additional steps that we learn from the community and incrementally enlarge the design space and extend the testing capabilities for IE from LRDs.

Last, we have only evaluated three LLMs, one multi-modal LLM and one layout-aware, fine-tuned model (LayoutLMv3). In the future, we want to extend our evaluation to further LLMs and fine-tuned, layout-aware models (e.g.,). Despite that, our results already show a clear trend in which specialized, fine-tuned models struggle to keep up with progress in general-purpose LLMs. E.g., LayoutLMv3, only reaches an F1 score of 0.681 with fine-tuning and on the same document types (STL), substantially less than Llama3, the best text-based LLM with 0.832 and GPT-4-vision, our tested multi-modal LLM with 0.890. This underlines the importance of our work, in which choices in data structuring, model engagement, and output refinement become critical in achieving the best performance.

Ethical Considerations

Large Language Models (LLMs) can contain biases that can have a negative impact on marginalized

groups (Gallegos et al., 2024). For the task of information extraction, this could have the impact that uncommon names for people and places are auto-corrected by the LLM to their more common form. In our experiments, we have encountered some instances of this and plan to investigate this further.

References

- Rohan Anil et al. 2023. Gemini pro: Integrating multimodal capabilities for enhanced information extraction. *Proceedings of the 2023 Conference on Empirical Methods in Natural Language Processing (EMNLP)*.
- Srikar Appalaraju, Bhavan Jasani, Bhargava Urala Kota, Yusheng Xie, and R Manmatha. 2021. Docformer: End-to-end transformer for document understanding. In *Proceedings of the IEEE/CVF international conference on computer vision*, pages 993–1003.
- Fan Bai, Junmo Kang, Gabriel Stanovsky, Dayne Freitag, Mark Dredze, and Alan Ritter. 2024. [Schema-driven information extraction from heterogeneous tables](#). In *Findings of the Association for Computational Linguistics: EMNLP 2024*, pages 10252–10273, Miami, Florida, USA. Association for Computational Linguistics.
- Divya Bhadauria, Alejandro Sierra Múnera, and Ralf Krestel. 2024. [The effects of data quality on named entity recognition](#). In *Proceedings of the Ninth Workshop on Noisy and User-generated Text (W-NUT 2024)*, pages 79–88, San Ġiljan, Malta. Association for Computational Linguistics.
- Tom Brown, Benjamin Mann, Nick Ryder, Melanie Subbiah, Jared D Kaplan, Prafulla Dhariwal, Arvind Neelakantan, Pranav Shyam, Girish Sastry, Amanda Askell, et al. 2020. Language models are few-shot learners. *Advances in neural information processing systems*, 33:1877–1901.
- Xianfu Cheng, Hang Zhang, Jian Yang, Xiang Li, Weixiao Zhou, Fei Liu, Kui Wu, Xiangyuan Guan, Tao Sun, Xianjie Wu, Tongliang Li, and Zhoujun Li. 2025. [XFormParser: A simple and effective multimodal multilingual semi-structured form parser](#). In *Proceedings of the 31st International Conference on Computational Linguistics*, pages 606–620, Abu Dhabi, UAE. Association for Computational Linguistics.
- Lei Cui, Yiheng Xu, Tengchao Lv, and Furu Wei. 2021. Document ai: Benchmarks, models and applications. *arXiv preprint arXiv:2111.08609*.
- Jacob Devlin, Ming-Wei Chang, Kenton Lee, and Kristina Toutanova. 2019. Bert: Pre-training of deep bidirectional transformers for language understanding. *arXiv preprint arXiv:1810.04805*.

- Xin Luna Dong and Divesh Srivastava. 2013. Big data integration. In *2013 IEEE 29th international conference on data engineering (ICDE)*, pages 1245–1248. IEEE.
- Masato Fujitake. 2024. [LayoutLLM: Large language model instruction tuning for visually rich document understanding](#). In *Proceedings of the 2024 Joint International Conference on Computational Linguistics, Language Resources and Evaluation (LREC-COLING 2024)*, pages 10219–10224, Torino, Italia. ELRA and ICCL.
- Jonathan Fürst, Mauricio Fadel Argerich, and Bin Cheng. 2023. Versamatch: ontology matching with weak supervision. In *49th Conference on Very Large Data Bases (VLDB), Vancouver, Canada, 28 August-1 September 2023*, volume 16, pages 1305–1318. Association for Computing Machinery.
- Isabel O Gallegos, Ryan A Rossi, Joe Barrow, Md Mehrab Tanjim, Sungchul Kim, Franck Dernoncourt, Tong Yu, Ruiyi Zhang, and Nesreen K Ahmed. 2024. Bias and fairness in large language models: A survey. *Computational Linguistics*, pages 1–79.
- Lei Huang, Weijiang Yu, Weitao Ma, Weihong Zhong, Zhangyin Feng, Haotian Wang, Qianglong Chen, Weihua Peng, Xiaocheng Feng, Bing Qin, et al. 2023. A survey on hallucination in large language models: Principles, taxonomy, challenges, and open questions. *arXiv preprint arXiv:2311.05232*.
- Yupan Huang, Tengchao Lv, Lei Cui, Yutong Lu, and Furu Wei. 2022. Layoutlmv3: Pre-training for document ai with unified text and image masking. In *Proceedings of the 30th ACM International Conference on Multimedia*, pages 4083–4091.
- Sunghwan Hwang et al. 2021. Entity resolution in heterogeneous data sources: A survey. *IEEE Transactions on Knowledge and Data Engineering*.
- Priya Jain et al. 2020. Tabbypdf: Table structure recognition in pdf documents. *arXiv preprint arXiv:2007.12308*.
- Ziwei Ji, Nayeon Lee, Rita Frieske, Tiezheng Yu, Dan Su, Yan Xu, Etsuko Ishii, Ye Jin Bang, Andrea Madotto, and Pascale Fung. 2023. Survey of hallucination in natural language generation. *ACM Computing Surveys*, 55(12):1–38.
- Zhouqiang Jiang, Bowen Wang, Junhao Chen, and Yuta Nakashima. 2025. [ReLayout: Towards real-world document understanding via layout-enhanced pre-training](#). In *Proceedings of the 31st International Conference on Computational Linguistics*, pages 3778–3793, Abu Dhabi, UAE. Association for Computational Linguistics.
- Geewook Kim, Teakgyu Hong, Moonbin Yim, Jeongyeon Nam, Jinyoung Park, Jinyeong Yim, Wonseok Hwang, Sangdoon Yun, Dongyoon Han, and Seunghyun Park. 2022. Ocr-free document understanding transformer. In *European Conference on Computer Vision*, pages 498–517. Springer.
- Yanis Labrak, Mickael Rouvier, and Richard Dufour. 2024. [A zero-shot and few-shot study of instruction-finetuned large language models applied to clinical and biomedical tasks](#). In *Proceedings of the 2024 Joint International Conference on Computational Linguistics, Language Resources and Evaluation (LREC-COLING 2024)*, pages 2049–2066, Torino, Italia. ELRA and ICCL.
- Chen-Yu Lee, Chun-Liang Li, Timothy Dozat, Vincent Perot, Guolong Su, Nan Hua, Joshua Ainslie, Renshen Wang, Yasuhisa Fujii, and Tomas Pfister. 2022. [Formnet: Structural encoding beyond sequential modeling in form document information extraction](#). *Preprint*, arXiv:2203.08411.
- Chin-Yew Lin. 2004. Rouge: A package for automatic evaluation of summaries. In *Text summarization branches out*, pages 74–81.
- Nelson F Liu, Kevin Lin, John Hewitt, Ashwin Paranjape, Michele Bevilacqua, Fabio Petroni, and Percy Liang. 2024. Lost in the middle: How language models use long contexts. *Transactions of the Association for Computational Linguistics*, 12:157–173.
- Xiaoqing Liu, Feiyu Gao, Qiong Zhang, and Huasha Zhao. 2019a. [Graph convolution for multimodal information extraction from visually rich documents](#). In *Proceedings of the 2019 Conference of the North American Chapter of the Association for Computational Linguistics: Human Language Technologies, Volume 2 (Industry Papers)*, pages 32–39, Minneapolis, Minnesota. Association for Computational Linguistics.
- Yinhan Liu, Myle Ott, Naman Goyal, Jingfei Du, Mandar Joshi, Danqi Chen, Omer Levy, Mike Lewis, Luke Zettlemoyer, and Veselin Stoyanov. 2019b. Roberta: A robustly optimized bert pretraining approach. *arXiv preprint arXiv:1907.11692*.
- Yangyifei Luo, Zhuo Chen, Lingbing Guo, Qian Li, Wenxuan Zeng, Zhixin Cai, and Jianxin Li. 2024. [Asgea: Exploiting logic rules from align-subgraphs for entity alignment](#). *Preprint*, arXiv:2402.11000.
- Margot Mieskes and Stefan Schmunk. 2019. [OCR quality and NLP preprocessing](#). In *Proceedings of the 2019 Workshop on Widening NLP*, pages 102–105, Florence, Italy. Association for Computational Linguistics.
- Armineh Nourbakhsh, Zhao Jin, Siddharth Parekh, Sameena Shah, and Carolyn Rose. 2024. [AliGATr: Graph-based layout generation for form understanding](#). In *Findings of the Association for Computational Linguistics: EMNLP 2024*, pages 13309–13328, Miami, Florida, USA. Association for Computational Linguistics.
- OpenAI. 2023. [Gpt-4 technical report](#). *OpenAI*.

- Kishore Papineni, Salim Roukos, Todd Ward, and Wei-Jing Zhu. 2002. Bleu: a method for automatic evaluation of machine translation. In *Proceedings of the 40th annual meeting of the Association for Computational Linguistics*, pages 311–318.
- Seunghyun Park, Seung Shin, Bado Lee, Junyeop Lee, Jaeheung Surh, Minjoon Seo, and Hwalsuk Lee. 2019. Cord: a consolidated receipt dataset for post-ocr parsing. In *Workshop on Document Intelligence at NeurIPS 2019*.
- Vincent Perot, Kai Kang, Florian Luisier, Guolong Su, Xiaoyu Sun, Ramya Sree Boppana, Zilong Wang, Zifeng Wang, Jiaqi Mu, Hao Zhang, Chen-Yu Lee, and Nan Hua. 2024. [LMDX: Language model-based document information extraction and localization](#). In *Findings of the Association for Computational Linguistics: ACL 2024*, pages 15140–15168, Bangkok, Thailand. Association for Computational Linguistics.
- Alec Radford, Jong Wook Kim, Chris Hallacy, Aditya Ramesh, Gabriel Goh, Sandhini Agarwal, Girish Sastry, Amanda Askell, Pamela Mishkin, Jack Clark, et al. 2021. Learning transferable visual models from natural language supervision. In *International conference on machine learning*, pages 8748–8763. PMLR.
- He Shaojie, Wang Tianshu, Lu Yaojie, Lin Hongyu, Han Xianpei, Sun Yingfei, and Sun Le. 2023. [Document information extraction via global tagging](#). In *Proceedings of the 22nd Chinese National Conference on Computational Linguistics*, pages 726–735, Harbin, China. Chinese Information Processing Society of China.
- Ray Smith. 2007. An overview of the tesseract ocr engine. In *Ninth international conference on document analysis and recognition (ICDAR 2007)*, volume 2, pages 629–633. IEEE.
- Antonio Tamayo, Alexander Gelbukh, and Diego Burgos. 2022. [NLP-CIC-WFU at SocialDisNER: Disease mention extraction in Spanish tweets using transfer learning and search by propagation](#). In *Proceedings of The Seventh Workshop on Social Media Mining for Health Applications, Workshop & Shared Task*, pages 19–22, Gyeongju, Republic of Korea. Association for Computational Linguistics.
- Zineng Tang, Ziyi Yang, Guoxin Wang, Yuwei Fang, Yang Liu, Chenguang Zhu, Michael Zeng, Cha Zhang, and Mohit Bansal. 2023. Unifying vision, text, and layout for universal document processing. In *Proceedings of the IEEE/CVF conference on computer vision and pattern recognition*, pages 19254–19264.
- Lin Wang et al. 2022a. Majority voting for improved consistency in information extraction tasks. *arXiv preprint arXiv:2207.05214*.
- Yanbo J. Wang, Sheng Chen, Hengxing Cai, Wei Wei, Kuo Yan, Zhe Sun, Hui Qin, Yuming Li, and Xiaochen Cai. 2022b. [A GlobalPointer based robust approach for information extraction from dialog transcripts](#). In *Proceedings of the Towards Semi-Supervised and Reinforced Task-Oriented Dialog Systems (SereTOD)*, pages 13–18, Abu Dhabi, Beijing (Hybrid). Association for Computational Linguistics.
- Zilong Wang, Yichao Zhou, Wei Wei, Chen-Yu Lee, and Sandeep Tata. 2023a. [Vrdu: A benchmark for visually-rich document understanding](#). In *Proceedings of the 29th ACM SIGKDD Conference on Knowledge Discovery and Data Mining*, KDD '23. ACM.
- Zilong Wang, Yichao Zhou, Wei Wei, Chen-Yu Lee, and Sandeep Tata. 2023b. Vrdu: A benchmark for visually-rich document understanding. In *Proceedings of the 29th ACM SIGKDD Conference on Knowledge Discovery and Data Mining*, pages 5184–5193.
- Jason Wei et al. 2022. Chain of thought prompting elicits reasoning in large language models. *arXiv preprint arXiv:2201.11903*.
- Jun Xu, Mengshu Sun, Zhiqiang Zhang, and Jun Zhou. 2024a. [ChatUIE: Exploring chat-based unified information extraction using large language models](#). In *Proceedings of the 2024 Joint International Conference on Computational Linguistics, Language Resources and Evaluation (LREC-COLING 2024)*, pages 3146–3152, Torino, Italia. ELRA and ICCL.
- Yang Xu, Yiheng Xu, Tengchao Lv, Lei Cui, Furu Wei, Guoxin Wang, Yijuan Lu, Dinei Florencio, Cha Zhang, Wanxiang Che, et al. 2020a. Layoutlmv2: Multi-modal pre-training for visually-rich document understanding. *arXiv preprint arXiv:2012.14740*.
- Yiheng Xu, Minghao Li, Lei Cui, Shaohan Huang, Furu Wei, and Ming Zhou. 2020b. Layoutlm: Pre-training of text and layout for document image understanding. In *Proceedings of the 26th ACM SIGKDD international conference on knowledge discovery & data mining*, pages 1192–1200.
- Yiheng Xu, Minghao Li, Lei Cui, Shaohan Huang, Furu Wei, and Ming Zhou. 2022. Layoutlmv3: Pre-training for document ai with unified text and image masking. *arXiv preprint arXiv:2204.08387*.
- Yiheng Xu, Jingjing Xu, Minghao Li, Lei Cui, Shaohan Huang, Furu Wei, and Ming Zhou. 2021. Layoutlmv2: Multi-modal pre-training for visually-rich document understanding. *arXiv preprint arXiv:2012.14740*.
- Ziwei Xu, Sanjay Jain, and Mohan Kankanhalli. 2024b. Hallucination is inevitable: An innate limitation of large language models. *arXiv preprint arXiv:2401.11817*.
- An Yang, Kai Liu, Jing Liu, Yajuan Lyu, and Sujian Li. 2018. Adaptations of rouge and bleu to better evaluate machine reading comprehension task. *arXiv preprint arXiv:1806.03578*.

- Chong Zhang, Ya Guo, Yi Tu, Huan Chen, Jinyang Tang, Huijia Zhu, Qi Zhang, and Tao Gui. 2023. [Reading order matters: Information extraction from visually-rich documents by token path prediction](#). In *Proceedings of the 2023 Conference on Empirical Methods in Natural Language Processing*, pages 13716–13730, Singapore. Association for Computational Linguistics.
- Zhenrong Zhang, Jiefeng Ma, Jun Du, Licheng Wang, and Jianshu Zhang. 2022. Multimodal pre-training based on graph attention network for document understanding. *IEEE Transactions on Multimedia*, 25:6743–6755.
- Jian Zhong et al. 2020. Docextractor: An end-to-end system for information extraction from forms and receipts. *arXiv preprint arXiv:2012.04573*.
- Denny Zhou, Nathanael Schärli, Le Hou, Jason Wei, Nathan Scales, Xuezhi Wang, Dale Schuurmans, Claire Cui, Olivier Bousquet, Quoc Le, et al. 2022. Least-to-most prompting enables complex reasoning in large language models. *arXiv preprint arXiv:2205.10625*.
- Ran Zmigrod, Pranav Shetty, Mathieu Sibue, Zhiqiang Ma, Armineh Nourbakhsh, Xiaomo Liu, and Manuela Veloso. 2024a. [“what is the value of templates?” rethinking document information extraction datasets for LLMs](#). In *Findings of the Association for Computational Linguistics: EMNLP 2024*, pages 13162–13185, Miami, Florida, USA. Association for Computational Linguistics.
- Ran Zmigrod, Dongsheng Wang, Mathieu Sibue, Yulong Pei, Petr Babkin, Ivan Brugere, Xiaomo Liu, Nacho Navarro, Antony Papadimitriou, William Watson, Zhiqiang Ma, Armineh Nourbakhsh, and Sameena Shah. 2024b. [Buddie: A business document dataset for multi-task information extraction](#). *Preprint*, arXiv:2404.04003.

Prompt Template: CoT

```
### Examples ###
(<Document>)
{DOCUMENT_REPRESENTATION}
(</Document>)
(<Task>)
{TASK_DESCRIPTION}
{SCHEMA_REPRESENTATION}
(</Task>)
(<Reasoning>)
{REASONING}
(</Reasoning>)
(<Extraction>)
{EXTRACTION}
(</Extraction>)
### New Documents ###
(<Document>)
{DOCUMENT_REPRESENTATION}
(</Document>)
(<Task>)
{TASK_DESCRIPTION}
{SCHEMA_REPRESENTATION}
(</Task>)
(<Reasoning>)
{REASONING}
(</Reasoning>)
(<Extraction>)
```

Figure 5: Chain of Thought Prompt Structure with 1-shot Example

```
{
  "file_date": "",
  "foreign_principle_name": "",
  "registrant_name": "",
  "registration_num": "",
  "signer_name": "",
  "signer_title": ""
}
```

Figure 6: VRDU Registration Form Entities.

A Appendix

A.1 Prompt Generation Details

Document representation in the example section of the prompt is generated by the LLM, condensing the original OCR data while retaining information relevant to the target schema to reduce token usage and cost. This version integrates only text features. However, in the new example section, both text and layout features are preserved without modification, embedding spatial structure into text sequences to enhance model understanding. This is the only part that differs between the example and new document sections of the prompt. *Task descriptions* provide clear extraction guidelines, specifying what information to retrieve, while *schema representation*

defines the expected JSON format to ensure consistency in extracted data. Additionally, CoT prompting includes a *reasoning* component, guiding the model through logical steps to improve accuracy on complex tasks (see Figures 4, 5).

Prompt Template: Few-shot

```
### Examples ###
(<Document>)
{DOCUMENT_REPRESENTATION}
(</Document>)
(<Task>)
{TASK_DESCRIPTION}
{SCHEMA_REPRESENTATION}
(</Task>)
(<Extraction>)
{EXTRACTION}
(</Extraction>)
### New Documents ###
(<Document>)
{DOCUMENT_REPRESENTATION}
(</Document>)
(<Task>)
{TASK_DESCRIPTION}
{SCHEMA_REPRESENTATION}
(</Task>)
(<Extraction>)
```

Figure 4: Few-Shot Prompt Structure with 1-shot Example

A.2 Tailoring Dataset for our Test-Suite

We used the Registration Form with six entity types for this project, as shown in Figure 6.

The VRDU dataset includes predefined few-shot splits consisting of training, testing, and validation sets. These splits contain 10, 50, 100, and 200 training samples, each with three subsets, as shown in Figure 7. The dataset also includes different levels (Lv1: Single, Lv2: Mixed, and Lv3: Unseen Type) and various template types (Amendment, Dissemination, and Short-Form).

For each template-level combination, we selected the first JSON file ending in 0 with 10 training samples. Since this training data will be utilized for few-shot and Chain-of-Thought (CoT) prompting, only the first five documents were chosen from the training samples of the selected JSON files. Each level type (STL, UTL) includes template types (Amendment, Dissemination, Short-Form), each with 0, 1, 3, or 5 examples. In STL, these categories use the first document for one-example prompts, the first three for three-example prompts, and all five for five-example prompts. The same structure applies to UTL, with examples spe-

```

few_shot_examples = {
  "STL": {
    "Amendment": {
      0: [],
      1: [
        {
          "text": "This document is an amendment to the regis
            ...",
          "entities": {
            "file_date": "1982-10-31",
            "foreign_principle_name": "
              Japan Trade Center...",
            "registrant_name": "PressAid
              Center",
            "registration_num": "1833",
            "signer_name": "Akira
              Tsutsumi",
            "signer_title": "Director
              General"
          }
        }
      ],
      3: [
        {...},
        {...},
        {...}
      ],
      5: [
        {...},
        {...},
        {...},
        {...},
        {...}
      ]
    },
    "Dissemination": {...}
  }
}

```

Figure 8: VRDU Registration Form Entities.



Figure 7: Representation of few_shot_splits from the VRDU dataset.

cific to its categories. This ensures consistency across template-level combinations while varying the number of examples in the prompt. Figure 8 shows an example of few-shot and CoT examples. This process was repeated for every level, template type, and example count. The example texts were generated using a Large Language Model (LLM), which was instructed to summarize the provided OCR text for the given document while ensuring the inclusion of target schemas and entities.

For the test files, to ensure a fair comparison, we selected the first 40 common files from the chosen JSON files within each template type at each level. This means that for Lv1 Amendment and Lv3 Amendment test files, the first common 40 files were selected as test files, and the same strategy was applied for other template types as well. Due to the mixed nature of test files in Lv2, the mixed template type was excluded from this project.

For the models GPT-3.5, GPT-4o, and LLaMA3-70B, we created these few-shot and CoT examples. However, no few-shot examples were used for GPT-4 Vision; we used the same test dataset as for the other three models with basic instructions. For LayoutLMv3, we used the same training and test datasets as the other models but included the entire validation set (300 samples) instead of selecting only five. The training and test datasets remained unchanged across all models to ensure a fair evaluation and consistency.

A.3 Success of Evaluation Techniques

We manually reviewed the results of the baseline experiment from GPT-3.5, GPT-4o, and LLaMA3-70B to assess the success of the substring and fuzzy match metrics. The analysis focused on cases where the exact match score was 0 but substring/fuzzy was 1, highlighting predictions that failed strict matching but were successfully handled in other techniques. This created a dataset to test how well substring and fuzzy matching handle difficult cases. In total, we examined 91 key-value pairs for fuzzy match and 37 for substring match.

Based on our intuition, we came up with seven different error categories see Figure 9. From left to right in Error Types 5 OCR error means errors

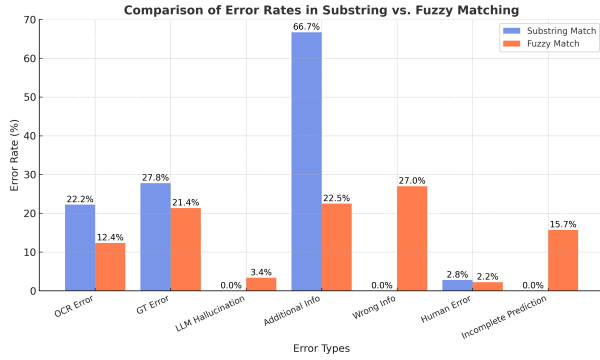


Figure 9: Comparison of error rates in Substring vs. Fuzzy Matching

Table 11: Performance results of substring and fuzzy evaluation techniques over exact match based on manually annotated data, considering categorized error types.

Data Points	Evaluation Techniques	Precision	Recall	F1
37	Exact Match	0.000	0.000	0.000
	Substring Match	1.000	1.000	1.000
91	Exact Match	0.000	0.000	0.000
	Fuzzy Match	0.984	1.000	0.992

occur because of OCR; for example, handwritten names' or signatures are sometimes extracted as different names incorrectly (e.g Jim Slattery handwriting extracted as Jim Slatters) GT error represents the case where GT information is not completely true sometimes its missing some words and sometimes it has additional words for example gt value is 'Om Saudi Arabia 1' but it is Kingdom' Saudi Arabia in the document. LLM Hallucination represents where LLM come up a prediction that is not exist data in the OCR for example gt

value is for file date '1992-04-21' but prediction is '1992-04-24' even though OCR data and document itself does not contain any number 24. Additional info represents that prediction is correct, but there is some additional info' for example, while the signer's name is 'Daniel Manatt' LLM predicts it as 'Daniel Manatt Todd' where Todd exists in OCR and the document has a notary name as a handwritten signature. Wrong info means gt is exist in the OCR and the document but LLM choose another date as prediction for example while file date '2016-10-08' exist in OCR LLM return 2016-10-31 as file date which belongs registration date in the document.

Human error is for the errors occurred physically by humans failures for example sometimes documents ar scanned partly/crooked by humans. Finally incomplete predictions represent prediction is include gt but not completely for example sometime gt is 'Japan External Trade Organization Tokyo, Japan' but prediction is missing only last part which is Tokyo, Japan. Figure 9 represent all these error types and their rates in both Substring and Fuzzy match categories where exact match is 0 but they labeled as 1.

For our evaluation the success of Fuzzy and Substring we decided to label data points as 0 only in the case where wrong info is 1. For other error categories we accept them and label gt as 1 for those. Table 11 represent performance metrics for fuzzy and substring calculated with gt labels explained above with the data points (exact match 0 substring/fuzzy 1)