

Detection of LLM-Paraphrased Code and Identification of the Responsible LLM Using Coding Style Features

Shinwoo Park¹ Hyundong Jin¹ Jeong-won Cha² Yo-Sub Han^{†,1}

¹Yonsei University, Seoul, Republic of Korea

²Changwon National University, Changwon-si, Gyeongsangnam-do, Republic of Korea

pshkhh@yonsei.ac.kr, tuzi04@yonsei.ac.kr, jcha@gs.cwnu.ac.kr, emmous@yonsei.ac.kr

Abstract

Recent progress in large language models (LLMs) for code generation has raised serious concerns about intellectual property protection. Malicious users can exploit LLMs to produce paraphrased versions of proprietary code that closely resemble the original. While the potential for LLM-assisted code paraphrasing continues to grow, research on detecting it remains limited, underscoring an urgent need for detection system. We respond to this need by proposing two tasks. The first task is to detect whether code generated by an LLM is a paraphrased version of original human-written code. The second task is to identify which LLM is used to paraphrase the original code. For these tasks, we construct a dataset LPCode consisting of pairs of human-written code and LLM-paraphrased code using various LLMs.

We statistically confirm significant differences in the coding styles of human-written and LLM-paraphrased code, particularly in terms of naming consistency, code structure, and readability. Based on these findings, we develop LPCodeDec, a detection method that identifies paraphrase relationships between human-written and LLM-generated code, and discover which LLM is used for the paraphrasing. LPCodeDec outperforms the best baselines in two tasks, improving F1 scores by 2.64% and 15.17% while achieving speedups of 1,343x and 213x, respectively. Our code and data are available at https://github.com/Shinwoo-Park/detecting_llm_paraphrased_code_via_coding_style_features.

1 Introduction

Large language models have rapidly become a fundamental tool for developers, students, and researchers seeking automated solutions for code completion (Izadi et al., 2024; Liu et al., 2024; Zhu et al.,

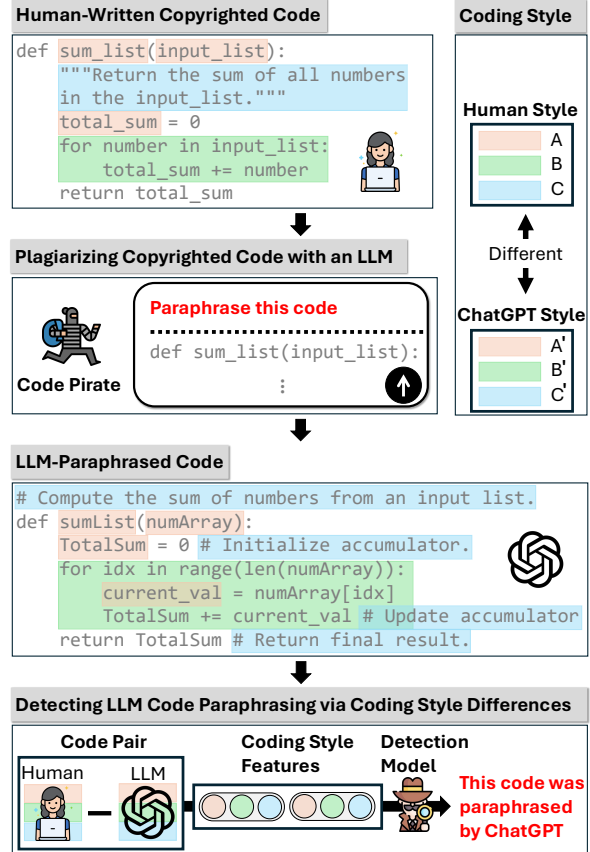


Figure 1: Illustration of LLM code paraphrasing detection using coding style. Humans and LLMs exhibit distinct patterns in naming, structure, and comment usage when writing code.

2024; Cheng et al., 2024), generation (Austin et al., 2021; Zheng et al., 2023; Tong and Zhang, 2024), and translation (Yuan et al., 2024; He et al., 2025; Macedo et al., 2024). Their increasing integration into software development pipelines and educational environments has triggered serious concerns regarding unauthorized code reuse and potential plagiarism of copyrighted code. These concerns highlight the need not only to determine if a given code is generated by an LLM (Nguyen et al., 2023; Yang et al., 2023; Lee et al., 2024; Wang et al., 2024;

[†] Corresponding author.

Shi et al., 2025), but also to verify whether it is a paraphrased version of an existing source (for code plagiarism detection) and to track which LLM was used for the paraphrasing (to enhance transparency in AI-assisted coding).

While paraphrase detection has been extensively studied in the field of natural language processing (Wahle et al., 2022; Krishna et al., 2023; Tripto et al., 2024), to the best of our knowledge, no research has yet explored whether code generated by an LLM is a paraphrase of existing code or identified which LLM performed the paraphrasing. We introduce the LPcode (**LLM-Paraphrased Code**) dataset to meet this new challenge. We first gather source code from GitHub that predates the widespread availability of advanced LLMs, ensuring that the material is purely human-generated. Then, we provide these human-written code samples as input to four different LLMs, prompting them to paraphrase and generate new versions of the original code. This procedure yields a comprehensive collection of human and LLM-generated code pairs that reflect various paraphrasing styles.

We propose a novel approach for detecting code paraphrasing performed by LLMs. This approach quantifies the coding styles of both human developers and LLMs through features designed across three key aspects: naming conventions, code structure, and readability. The feature set comprises 10 quantitative metrics, including naming consistency, indentation consistency, and comment ratio. These features capture stylistic changes introduced when an LLM paraphrases human-written code, enabling the detection of paraphrase relationships between code samples. Additionally, our method leverages the unique coding style fingerprints of different LLMs to classify which model performed the paraphrasing. Figure 1 illustrates our LLM code paraphrasing detection approach.

Using ANOVA statistical analysis, we confirm that the most significant difference between human-written code and LLM-paraphrased code lies in the comment ratio. Building on these findings, we introduce LPcodedec (**LLM-Paraphrased Code Detection**), a detection method that exploits coding style features. Experimental results show that LPcodedec outperforms the strongest baselines in both tasks, improving F1 scores by 2.64% and 15.17%, while also accelerating detection by 1,343× and 213×, respectively.

2 Background and Problem Definition

We begin by introducing code clone detection, a technique for identifying functionally equivalent code. Then, we highlight the key differences between code clone detection and our research focus: detecting LLM-based code paraphrasing.

2.1 Code Clone Detection

Code clone detection (Svajlenko et al., 2014; Zhang et al., 2023; Alam et al., 2023; Dou et al., 2024; Feng et al., 2024) has been an active area of research in software engineering, aiming to identify duplicated or highly similar code fragments in large codebases. Clones are typically classified into four types: Type-1 (exact duplicates), Type-2 (syntactically similar with renamed identifiers or minor modifications), Type-3 (syntactically modified with additions or deletions), and Type-4 (semantically similar but syntactically different). Code clone detection methods identify whether two pieces of code are clones by analyzing token similarity, structural similarity, and embedding similarity.

2.2 Detecting LLM-based Code Paraphrasing

Our research differs in purpose and approach from code clone detection. Code clone detection research focuses on identifying semantic equivalence in code by analyzing the structure of source code, syntax trees, or token similarities to determine code duplication. In contrast, our work concentrates on capturing subtle changes in coding style that occur when LLMs paraphrase human code. Unlike code clone detection methods that focus on functional and structural similarities, our approach prioritizes stylistic characteristics such as naming conventions and indentation patterns.

3 Dataset Construction: LPcode

This section is organized as follows: (1) Collecting human-written code; (2) Generating LLM-paraphrased code based on the collected data; (3) Filtering the dataset; and (4) Introducing two tasks based on the LPcode. The figure detailing the LPcode dataset construction process, along with descriptions of each step and the corresponding changes in the number of code samples, is provided in Appendix A.

3.1 Human-Written Code Collection

Since the emergence of LLMs with advanced code understanding and generation capabilities, such as

LPcode	Human	ChatGPT	Gemini-Pro	WizardCoder	DeepSeek-Coder	Total
C	457	457	457	457	457	2,285
C++	385	385	385	385	385	1,925
Java	1,494	1,494	1,494	1,494	1,494	7,470
Python	1,935	1,935	1,935	1,935	1,935	9,675
Total	4,271	4,271	4,271	4,271	4,271	21,355

Table 1: LPcode consists of human-written code and their paraphrased versions generated by four LLMs.

Copilot and ChatGPT, LLM-generated code may be partially mixed into human-written code (Wang et al., 2024). Therefore, we collect human-written code by crawling code¹ from GitHub repositories created before the emergence of LLMs. Specifically, we collect repositories created between January 1, 2019, at 00:00 and January 1, 2020, at 00:00², which contain code written in C, C++, Java, and Python. Additionally, we remove code with licenses other than Apache, BSD, and MIT.

3.2 LLM-Paraphrased Code Construction

Malicious users may exploit LLMs to paraphrase copyrighted code rather than copying it directly, allowing them to misuse it without authorization. Considering real-world scenarios where LLMs are used for code theft, we collect LLM-paraphrased versions of human-written code. We construct LLM-paraphrased code by providing human-written code and instructing the LLMs to paraphrase them. We use the following LLMs: 1) OpenAI GPT-3.5; 2) Google Gemini-Pro; 3) WizardCoder-33B (Luo et al., 2023); 4) DeepSeek-Coder-33B (Guo et al., 2024). We provide each LLM with human-written code and instruct it to paraphrase the given code. The prompt we use can be found in Figure 5.

3.3 Data Filtering and Cleaning

We compute the similarity between human-written code and LLM-paraphrased code based on the longest common subsequence (LCS) and then calculate percentiles of this similarity. Among the code, those with similarity scores of the 75th percentile or higher are considered nearly identical and are removed. After that, we keep only the code that can be parsed into an abstract syntax tree (AST) to ensure dataset integrity. For data anonymization, we remove email addresses, URLs, and phone

¹We refer to the entire source code contained in a single source code file as code.

²We consider GPT-3, released in June 2020, as the first LLM with code generation capabilities.

numbers included in code using regular expression. Table 1 presents the data statistics of the collected human-written code and LLM-paraphrased code.

3.4 Two Proposed Tasks

Task 1: LLM Code Paraphrasing Detection

Task 1 aims to detect whether the LLM-generated code is a paraphrased version of the human-written code when given a pair of human and LLM-generated code. This task is a binary classification problem. Our dataset consists of positive pairs, where LLM-generated code is a paraphrased version of human-written code, and negative pairs, where LLM-generated code is not related to the human-written code. We randomly select the same number of negative pairs as positive pairs from all possible negative pairs to maintain a 1:1 ratio between positive and negative pairs.

Task 2: LLM Provenance Tracking Task 2 is a multi-class classification task—given a human-written code and its paraphrased version generated by an LLM, identify which LLM among ChatGPT, Gemini-Pro, WizardCoder, or DeepSeek-Coder performed the paraphrasing. We report the dataset sizes for Task 1 and Task 2 in Appendix C.

4 Approach: LPcodeldec

This section is structured as follows: (1) Designing features to quantify the coding styles of humans and LLMs; (2) Verifying whether the designed features exhibit significant differences between different code generators using ANOVA analysis; and (3) Developing a detection method, LPcodeldec, based on the designed features.

4.1 Coding Style Feature Design

We design three main feature groups to analyze the coding styles exhibited by humans and four LLMs when writing code. Table 2 presents an overview of the three coding style feature groups. Then, we define 10 features that capture distinct aspects of coding style, categorized into three groups:

Feature Group	Description
Naming Consistency	Evaluates adherence to naming conventions in functions, variables, classes, and constants.
Code Structure	Analyzes how code is structured through indentation patterns, function length and nesting depth.
Readability	Assesses code readability based on comment ratio and average lengths of function and variable names.

Table 2: Overview of the three coding style feature groups. Each of the three coding style feature groups analyzes a different aspect of the code. Descriptions of the features within each feature group are provided in Appendix D.

Naming Consistency The first group consists of four metrics that measure consistency in function, variable, class, and constant naming practices. We identify five major naming patterns: camelCase, snake_case, PascalCase, UPPER_SNAKE_CASE, and Other (any format not fitting the previous four). For each of the four entity types—functions, variables, classes, and constants—we compute the frequency of each naming pattern and then measure how often the most frequently used pattern appears.

Code Structure The second group targets structural aspects of code, including indentation consistency, average function length, and average nesting depth. Indentation consistency is determined by identifying the most frequently used indentation size (e.g, four spaces) and dividing the count of this most common pattern by the total number of indentation patterns observed. A higher ratio indicates more uniform indentation. Average function length is the mean number of lines per function, which serves as a straightforward measure of overall code chunk size. Average nesting depth gauges the complexity of control flow structures (such as nested loops or conditional statements) by calculating the mean level of nested blocks.

Readability The final group consists of three features related to descriptiveness: comment ratio, average function name length, and average variable name length. Comment ratio is the proportion of comment lines to total lines of code, reflecting how often the developer (or an LLM) provides descriptions of functionality. Average function name length and average variable name length both indicate the level of descriptive detail used in naming.

The detailed calculation methods for the 10 coding style features are provided in Appendix D. We focus on these 10 features since they represent diverse dimensions of coding style. Naming con-

sistency reveal stylistic preferences and adherence to established patterns, code structure features shed light on function organization, and readability captures how code is documented. Since LLMs modify these features when paraphrasing human-written code, we propose to detect LLM code paraphrasing by leveraging changes in these features.

4.2 Validation of Feature Effectiveness

We conduct an ANOVA (analysis of variance) test to examine the statistical significance of the ten defined features in distinguishing between human-written code and its paraphrased versions generated by LLMs. In this analysis, code generated by four different LLMs is grouped into a single LLM category, resulting in a comparison between two groups: human-written code and LLM-generated code. We treat the ten extracted feature values from the human-written code set and the LLM group (comprising code from all four LLMs) as observations. The group factor consists of two levels: human and LLM. We apply one-way ANOVA to each feature to determine whether it exhibits a statistically significant difference in distribution between human-written code and LLM-generated code. From the ANOVA results, we observe both the F-statistic and p-value. If the p-value is below the significance threshold ($\alpha = 0.05$), we reject the null hypothesis, concluding that the corresponding feature shows a statistically significant difference between human-written and LLM-generated code. Additionally, the magnitude of the F-statistic indicates the extent to which the between-group mean difference explains the overall variance in the sample, meaning that a higher F-statistic suggests a greater distinction between the two groups.

Table 3 presents the top two features with the highest F-statistic values for each programming language, along with their p-values. The ANOVA results show that comment ratio has the highest F-statistic across all four programming languages,

Programming Language	Coding Style Feature	F-statistic	P-value ($\alpha = 5e-02$)
C	Comment Ratio	153.71	$3e-34^*$
	Function Length	19.92	$8e-06^*$
C++	Comment Ratio	166.02	$2e-36^*$
	Class Naming Consistency	3.87	$4e-02^*$
Java	Comment Ratio	689.31	$2e-145^*$
	Variable Naming Consistency	21.12	$4e-06^*$
Python	Comment Ratio	574.48	$2e-123^*$
	Function Length	70.40	$6e-17^*$

Table 3: We perform an ANOVA analysis on coding style features to compare human-written code and LLM-paraphrased code groups. For each programming language, we identify the two most statistically significant distinguishing features. All features in the table are statistically significant at a 0.05 significance level.

while the feature with the second-highest F-statistic varies by language. The fact that comment ratio consistently exhibits the largest F-statistic indicates that LLMs tend to follow a structured and repetitive approach to commenting when modifying human-written code. In contrast, human-written code varies significantly in commenting styles depending on the developer. Some developers write minimal or no comments, while others provide detailed, line-by-line explanations. At the language level, the key distinguishing feature differs: class naming consistency stand out in C++, which emphasizes object-oriented design; variable naming consistency in Java; and function length in both C, known for its procedural style, and Python, which favors concise and readable code.

4.3 Detection Method

We propose LPcodeldec, a machine learning-based detection method that leverages our designed coding style features. For both human-written and LLM-generated code, we extract 10 feature values and represent each as a 10-dimensional feature vector. Then, we concatenate these two vectors and obtain a single 20-dimensional feature vector. Using this feature representation as input, we train a fully connected neural network on the following two tasks: 1) Task 1: Decide whether or not the LLM-generated code in a given (human-written code, LLM-generated code) pair is a paraphrase of the human-written code. 2) Task 2: Given a pair of human-written code and its paraphrased version generated by an LLM, identify which LLM model performed the paraphrasing among 4 LLMs.

LPcodeldec has two key characteristics: 1) Explainability: Features such as naming conventions, function length, and comment ratio are relevant ele-

ments that developers focus on when understanding code. Since these interpretable features are used as model inputs, the learning outcomes are easier to interpret and explain. 2) Efficiency: The model simply relies on ten numerical features instead of hundreds of thousands of tokens or large-scale embeddings. This makes the model highly efficient in terms of both training and inference speed. Additionally, the feature extraction process is performed through simple static analysis (e.g., AST parsing and string pattern analysis), eliminating the need for pre-training on large-scale data.

5 Experimental Settings

5.1 Baselines

Task 1 We select six baseline methods to detect whether a given pair of human-written and LLM-generated code has a paraphrasing relationship. These baselines measure code similarity from three different perspectives: token-based similarity, structural similarity, and embedding similarity. 1) Levenshtein Edit Distance: Measures textual similarity by calculating the minimum number of insertions, deletions, and substitutions required to transform one code into another. 2) Jaccard Similarity: Computes similarity based on the ratio of the intersection to the union of token sets extracted from the code. 3) Tree Edit Distance: Parses the code into an AST and measures structural similarity by calculating the cost of node insertions, deletions, and substitutions between two ASTs. 4) Code LLM Embedding Similarity: Uses an LLM to compute the cosine similarity between the embeddings of human-written and LLM-generated code. We employ Qwen2.5-Coder (Hui et al., 2024) 32B. 5) MOSS: A widely used code plagiarism detection system developed by Stanford, commonly applied

in educational settings. MOSS analyzes common substrings and token sequences between two pieces of code while ensuring robustness against modifications such as variable renaming, whitespace changes, and comment alterations. 6) TF-IDF: Utilizes TF-IDF vectors of code tokens to train a fully connected layer model. TF-IDF measures the importance of a token by considering its frequency within a specific code while also reflecting how common it is across all code.

Task 2 We employ TF-IDF as the baseline for Task 2, which involves identifying the LLM that paraphrased a given human-written code. The reasons for choosing TF-IDF as the baseline is summarized in three points. First, Task 2 presents a novel classification challenge that has not been explored in previous research. Since there is no established baseline model available, TF-IDF can serve as a practical starting point. Second, we introduce coding style features for this task. Comparing these features with TF-IDF, which relies on token frequency patterns, help assess the contribution of style-based characteristics in identifying the LLM responsible for paraphrasing. Third, LLMs often exhibit distinct token usage patterns depending on their training data and generation strategies. TF-IDF captures these model-specific tendencies by measuring differences in token frequency distributions. Since the paraphrasing patterns of different LLMs can be reflected in the relative frequencies of tokens, TF-IDF serves as a reasonable and interpretable baseline for Task 2. By establishing how token frequency patterns vary across different LLMs, we can better understand whether these patterns alone provide sufficient signals for LLM identification. In Appendix E, we analyze the differences in token usage patterns among LLMs. We compute the TF-IDF vectors for code generated by different LLMs and compare the cosine similarity between these vectors to identify differences in token frequency patterns across models. The analysis reveals that ChatGPT exhibits distinct token frequency patterns compared to other LLMs.

5.2 Evaluation Metrics

We use the execution time and the F1 score as our evaluation metrics. The execution time measures the total processing time in seconds required to run each method from the data preprocessing to the model inference. The preprocessing step includes code tokenization (for edit or Jaccard distance), AST

parsing (for tree edit distance), code embedding generation, TF-IDF computation, and extraction of 10 coding-style features. The training time for machine learning models is also recorded. Finally, the inference time for each code pair is summed into the overall execution cost. The F1 score is the harmonic mean of precision and recall.

5.3 Implementation Details

For experiments using MOSS, we use the submission script provided by Stanford. We implement Jaccard Similarity and Levenshtein Edit Distance in Python, while Tree Edit Distance follows the method provided by Song et al. (2024). We build the TF-IDF baseline and our proposed LPcodeldec using scikit-learn, employing the MLPClassifier provided by scikit-learn. We conduct our experiments on a server with an NVIDIA RTX A6000.

6 Results and Analysis

6.1 LLM Code Paraphrasing Detection

Table 4 presents the experimental results for Task 1. We highlight the best performance in terms of execution time (lower is better) and F1 score (higher is better) in bold, while the second-best performance in underlined. On average across the four languages, LPcodeldec achieves the highest F1 score, followed by Tree Edit Distance, while Jaccard Similarity is the fastest in execution time, with LPcodeldec being the second fastest. Compared to Tree Edit Distance, LPcodeldec achieves an average F1 score improvement of 2.64% and is 1,343 times faster in execution. This demonstrates that our proposed method, which leverages coding style features, not only achieves superior performance but is also highly efficient. The superior performance and fast execution time of LPcodeldec demonstrate its ability to efficiently adapt to a wider range of programming languages and newly emerging LLMs with minimal cost.

6.2 Comparison of the Three Feature Groups

We investigate how each of three feature groups individually contributes to Task 1. We conduct a series of experiments which we train the same classification model using only one feature group at a time. Table 5 compares the performance of models trained for Task 1 using only a single feature group (naming consistency, code structure, or readability). Our findings show that integrating three feature groups yields the highest overall F1 scores in all four programming languages we examine.

Task 1 Detection Methods	C		C++		Java		Python	
	Time	F1	Time	F1	Time	F1	Time	F1
LLM Embedding	1210.76	63.00	983.26	66.36	3742.94	68.20	5328.64	50.78
TF-IDF	148.49	20.75	95.10	14.98	1421.82	15.84	2001.44	35.77
Jaccard Similarity	0.11	68.30	0.09	70.82	0.38	72.38	0.55	73.05
Levenshtein Edit Distance	742.20	64.27	660.35	71.42	3942.18	71.42	5408.68	71.86
MOSS	1261.32	66.81	1062.60	69.17	4123.44	72.37	5340.60	68.41
Tree Edit Distance	1094.11	88.06	1641.17	87.71	4892.87	88.20	11523.28	86.95
LPcodedec	<u>1.59</u>	<u>87.52</u>	<u>1.31</u>	88.39	<u>4.99</u>	91.13	<u>6.37</u>	93.16

Table 4: Performance of Task 1. We present the average time and F1-score across all folds of the 5-fold validation. We highlight the best scores in bold and the second-best scores with an underline.

This result aligns with expectations, as each feature group captures a unique facet of coding style, and merging them allows us to more comprehensively detect differences between human-written and LLM-generated code.

Feature Group	C	C++	Java	Python
All	87.52	88.39	91.13	96.16
Naming Consistency	80.09	79.45	82.44	88.16
Code Structure	80.57	<u>84.25</u>	<u>85.47</u>	87.17
Readability	<u>83.55</u>	<u>83.05</u>	<u>85.17</u>	<u>89.03</u>

Table 5: Performance comparison of the three feature groups. We present the average F1-score across all folds of the 5-fold validation. We highlight the best scores in bold and the second-best scores with an underline.

When we focus on single feature groups, the best-performing group varies by language. For C and Python, the Readability group (e.g., comment ratio, average function name length, average variable name length) produces the highest F1 scores among the three groups. For C, which frequently follows a procedural style and does not enforce formal structures like classes, developers often rely on personal conventions for naming and commenting. Some adopt very concise or even cryptic naming patterns and omit most comments, while others include detailed function-by-function annotations. By comparison, an LLM may introduce more systematic documentation or name variables and functions in a consistently recognizable pattern. As a result, features such as comment ratio and the lengths of function and variable names capture these stylistic gaps more effectively, making the Readability group particularly discriminative for C. Python, in particular, promotes simplicity and readability through official style guidelines like PEP 8. However, real-world developer practices often diverge significantly: some developers write extensive docstrings and comments, while others include minimal annotations. In contrast, many LLMs consistently generate structured docstrings

and adopt standardized naming conventions, resulting in a pronounced gap in readability metrics between human-written and LLM-generated code.

Meanwhile, C++ and Java show their best single-group performance with the Code Structure features (e.g., indentation consistency, average function length, average nesting depth). Both languages rely heavily on object-oriented principles, including classes and inheritance, encouraging complex but distinctive structural patterns. LLMs often generate code in a more standardized, textbook style, while human developers vary significantly in function segmentation, nesting style, and indentation usage. This leads to structural features serving as strong indicators of LLM-generated code in C++ and Java.

The different results for each individual feature group across languages offer practical insights into how LLM-generated code diverges from human code. In languages with substantial variability in readability practices (like C and Python), metrics related to comments and naming length are particularly effective for detection. In contrast, in object-oriented languages such as C++ and Java, structural aspects become the primary differentiators. These observations highlight how varying dimensions of coding style contribute to detecting paraphrased code across programming languages.

Task 2	C	C++	Java	Python
TF-IDF	37.30	35.12	37.44	37.82
LPcodedec	43.13	39.36	45.19	42.41

Table 6: Performance of Task 2. We present the average F1-score across all folds of the 5-fold validation. We highlight the best scores in bold.

6.3 LLM Provenance Tracking

Table 6 presents the experimental results for Task 2. Across the four languages, LPcodedec achieves an average F1 score that is 15.17% higher than TF-IDF while also being 213 times faster in execution.

Despite training the same fully connected layers, the significant difference in execution speed is due to the TF-IDF feature vector being, on average, 2,660 times larger in dimension than the coding style feature vector used by LPcodedec across the four languages. LPcodedec outperforms TF-IDF as it utilizes a wider range of coding style features, such as naming conventions, code structure, and readability patterns, instead of relying solely on token frequency patterns. The experimental results demonstrate that considering various coding style features is effective for the task of identifying the LLM that paraphrased human-written code.

6.4 Error Analysis

We analyze the prediction failures of LPcodedec using a confusion matrix. Figure 2 shows the average LPcodedec predictions computed by first averaging across five folds for each of the four programming languages, and then averaging across the four languages. We observe that LPcodedec performs best at identifying ChatGPT and struggles most with WizardCoder. This indicates that ChatGPT has a more distinctive coding style and code paraphrasing approach compared to other LLMs, while WizardCoder may use a less clear or less consistent paraphrasing method.

True Label	GPT	0.64	0.15	0.09	0.11	
	Gemini	0.20	0.39	0.20	0.21	
	Wizard	0.18	0.25	0.29	0.27	
	DeepSeek	0.16	0.21	0.20	0.43	
		Predicted Label	GPT	Gemini	Wizard	DeepSeek

Figure 2: The confusion matrix showing the prediction results of LPcodedec.

We find that LPcodedec most frequently misclassifies WizardCoder-generated code as DeepSeek-Coder-generated code, suggesting that the two LLMs may have similar coding styles. In Appendix F, we analyze the similarity between human-written code and code paraphrased by four LLMs using CodeBLEU (Ren et al., 2020). CodeBLEU is a metric that measures code similarity by comprehensively considering n-gram matches and AST simi-

larity. Through this analysis, we find that the code generated by WizardCoder and DeepSeek-Coder exhibits the highest CodeBLEU similarity among the four LLMs. This high similarity indicates that these models produce code with closely aligned stylistic and structural patterns, which aligns with the observation that LPcodedec faces the greatest challenge in distinguishing between code from these two LLMs.

7 Related Work

As we propose the tasks of detecting and tracing LLM code paraphrasing, we have not found directly related works. Instead, we conducted a literature survey on detecting LLM-generated code, a binary classification task that determines whether a given code is human-written or LLM-generated. Lee et al. (2024) divided the vocabulary in code generation through LLM into a Green/Red list and inserted detectable patterns in LLM-generated code by promoting the generation of tokens belonging to the Green list. Yang et al. (2023) proposed DetectGPT4Code, a modification of the existing machine-generated text detection method, DetectGPT (Mitchell et al., 2023), using a code-specialized language model. Wang et al. (2024) evaluated the effectiveness of existing machine-generated text detectors in detecting machine-generated code. They reported that the existing detectors exhibit degraded performance in identifying machine-generated code in contrast to their performance in detecting machine-generated natural language text. These studies focused on detecting LLM-generated code derived from natural language descriptions or function headers and did not address the detection of paraphrasing between human-written and LLM-generated code. Krishna et al. (2023) reported that applying paraphrasing to LLM-generated text can bypass existing detection methods. Therefore, studying the detection of LLM paraphrasing is necessary to enhance the robustness of LLM-generated code detection methods.

8 Conclusion

The rapid advancement of LLMs in code understanding and generation raises an urgent need to protect copyrighted code and ensure transparent AI usage. In response to this challenge, we build LPcode, a dedicated resource to support research in this area. We introduce LPcodedec, a detection method that uses coding style features to identify whether a code sample has been paraphrased by

an LLM and determine which LLM performed the paraphrasing. By analyzing the distinctive stylistic patterns in code, LPcodeDec can be applied to tasks like academic plagiarism detection and open-source AI monitoring, helping prevent unauthorized code reuse and promote responsible AI practices.

Limitations

While we introduce a novel dataset (LPcode) and develop an efficient detection method (LPcodeDec), several limitations highlight opportunities for future work. First, our dataset and experiments focus on four programming languages and four specific LLMs. In reality, the range of programming languages and LLM variants is vast and continuously evolving. Extending LPcode to cover more languages and a broader set of LLMs would enhance the robustness and generalizability of our findings. Second, although our method demonstrates strong performance in Task 1 (determining whether LLM-generated code is a paraphrased version of human-written code), its performance is lower in Task 2, where the goal is to identify which specific LLM produced the paraphrased code. Designing more refined features can enable the development of a model that captures subtle coding style differences among LLMs. Finally, adversarial methods that randomize or obfuscate code style can potentially circumvent style-based detection, highlighting the need for ongoing research into complementary detection strategies.

Ethical Considerations

We address pressing concerns related to code plagiarism, unauthorized usage, and transparent AI applications in the era of large language models. We carefully constructed the LPcode dataset by selecting code under Apache, BSD, or MIT licenses, ensuring that all sources meet open and permissive standards for research. We remove personally identifiable information, such as email addresses, URLs, and phone numbers, from code to safeguard privacy. This approach respects the rights of contributors and mitigates ethical risks associated with data collection. Although this research promotes responsibility and accountability in AI-driven coding, a risk of misuse remains. Tools such as LPcodeDec require careful and balanced application, ensuring developers can benefit from AI assistance while safeguarding authorship.

References

- Ajmain I. Alam, Palash R. Roy, Farouq Al-Omari, Chanchal K. Roy, Banani Roy, and Kevin A. Schneider. 2023. GPTCloneBench: A Comprehensive Benchmark of Semantic Clones and Cross-Language Clones using GPT-3 Model and SemanticCloneBench. In *IEEE International Conference on Software Maintenance and Evolution (ICSME)*.
- Jacob Austin, Augustus Odena, Maxwell Nye, Maarten Bosma, Henryk Michalewski, David Dohan, Ellen Jiang, Carrie Cai, Michael Terry, Quoc Le, et al. 2021. Program Synthesis with Large Language Models. *arXiv preprint arXiv:2108.07732*.
- Wei Cheng, Yuhan Wu, and Wei Hu. 2024. Dataflow-guided retrieval augmentation for repository-level code completion. In *Proceedings of the 62nd Annual Meeting of the Association for Computational Linguistics (ACL)*.
- Shihan Dou, Yueming Wu, Haoxiang Jia, Yuhao Zhou, Yan Liu, and Yang Liu. 2024. Cc2vec: Combining typed tokens with contrastive learning for effective code clone detection. *Proceedings of the ACM on Software Engineering (ASE)*.
- Siyue Feng, Wenqi Suo, Yueming Wu, Deqing Zou, Yang Liu, and Hai Jin. 2024. Machine learning is all you need: A simple token-based approach for effective code clone detection. In *Proceedings of the IEEE/ACM 46th International Conference on Software Engineering (ICSE)*.
- Daya Guo, Qihao Zhu, Dejian Yang, Zhenda Xie, Kai Dong, Wentao Zhang, Guanting Chen, Xiao Bi, Y Wu, YK Li, et al. 2024. DeepSeek-Coder: When the Large Language Model Meets Programming—The Rise of Code Intelligence. *arXiv preprint arXiv:2401.14196*.
- Minghua He, Fangkai Yang, Pu Zhao, Wenjie Yin, Yu Kang, Qingwei Lin, Saravan Rajmohan, Dongmei Zhang, and Qi Zhang. 2025. Execoder: Empowering large language models with executability representation for code translation. *arXiv preprint arXiv:2501.18460*.
- Binyuan Hui, Jian Yang, Zeyu Cui, Jiayi Yang, Dayiheng Liu, Lei Zhang, Tianyu Liu, Jiajun Zhang, Bowen Yu, Keming Lu, et al. 2024. Qwen2.5-coder technical report. *arXiv preprint arXiv:2409.12186*.
- Maliheh Izadi, Jonathan Katzy, Tim Van Dam, Marc Otten, Razvan Mihai Popescu, and Arie Van Deursen. 2024. Language models for code completion: A practical evaluation. In *Proceedings of the IEEE/ACM 46th International Conference on Software Engineering (ICSE)*.
- Kalpesh Krishna, Yixiao Song, Marzena Karpinska, John Wieting, and Mohit Iyyer. 2023. Paraphrasing evades detectors of ai-generated text, but retrieval is an effective defense. In *Proceedings of the 37th International Conference on Neural Information Processing Systems (NeurIPS)*.

- Taehyun Lee, Seokhee Hong, Jaewoo Ahn, Ilgee Hong, Hwaran Lee, Sangdoon Yun, Jamin Shin, and Gunhee Kim. 2024. Who wrote this code? watermarking for code generation. In *Proceedings of the 62nd Annual Meeting of the Association for Computational Linguistics (ACL)*.
- Wei Liu, Ailun Yu, Daoguang Zan, Bo Shen, Wei Zhang, Haiyan Zhao, Zhi Jin, and Qianxiang Wang. 2024. Graphcoder: Enhancing repository-level code completion via coarse-to-fine retrieval based on code context graph. In *Proceedings of the 39th IEEE/ACM International Conference on Automated Software Engineering (ASE)*.
- Ziyang Luo, Can Xu, Pu Zhao, Qingfeng Sun, Xibo Geng, Wenxiang Hu, Chongyang Tao, Jing Ma, Qingwei Lin, and Daxin Jiang. 2023. WizardCoder: Empowering Code Large Language Models with Evol-Instruct. *arXiv preprint arXiv:2306.08568*.
- Marcos Macedo, Yuan Tian, Pengyu Nie, Filipe R Cogo, and Bram Adams. 2024. Intertrans: Leveraging transitive intermediate translations to enhance llm-based code translation. *arXiv preprint arXiv:2411.01063*.
- Eric Mitchell, Yoonho Lee, Alexander Khazatsky, Christopher D Manning, and Chelsea Finn. 2023. DetectGPT: Zero-shot Machine-Generated Text Detection using Probability Curvature. In *International Conference on Machine Learning*.
- Puong T Nguyen, Juri Di Rocco, Claudio Di Sipio, Riccardo Rubei, Davide Di Ruscio, and Massimiliano Di Penta. 2023. Is this Snippet Written by Chatgpt? an Empirical Study with a CodeBERT-based Classifier. *arXiv preprint arXiv:2307.09381*.
- Shuo Ren, Daya Guo, Shuai Lu, Long Zhou, Shujie Liu, Duyu Tang, Neel Sundaresan, Ming Zhou, Ambrosio Blanco, and Shuai Ma. 2020. Codebleu: A method for automatic evaluation of code synthesis. *arXiv preprint arXiv:2009.10297*.
- Yuling Shi, Hongyu Zhang, Chengcheng Wan, and Xiaodong Gu. 2025. Between Lines of Code: Unraveling the Distinct Patterns of Machine and Human Programmers. In *Proceedings of the The 47th International Conference on Software Engineering (ICSE 2025)*.
- Yewei Song, Cedric Lothritz, Daniel Tang, Tegawendé F Bissyandé, and Jacques Klein. 2024. Revisiting code similarity evaluation with abstract syntax tree edit distance.
- Jeffrey Svajlenko, Judith F Islam, Iman Keivanloo, Chanchal K Roy, and Mohammad Mamun Mia. 2014. Towards a big data curated benchmark of inter-project code clones. In *2014 IEEE International Conference on Software Maintenance and Evolution (ICSME)*.
- Weixi Tong and Tianyi Zhang. 2024. CodeJudge: Evaluating code generation with large language models. In *Proceedings of the 2024 Conference on Empirical Methods in Natural Language Processing (EMNLP)*.
- Nafis Irtiza Tripto, Saranya Venkatraman, Dominik Macko, Robert Moro, Ivan Srba, Adaku Uchendu, Thai Le, and Dongwon Lee. 2024. A ship of theseus: Curious cases of paraphrasing in LLM-generated texts. In *Proceedings of the 62nd Annual Meeting of the Association for Computational Linguistics (ACL)*.
- Jan Philip Wahle, Terry Ruas, Frederic Kirstein, and Bela Gipp. 2022. How large language models are transforming machine-paraphrase plagiarism. In *Proceedings of the 2022 Conference on Empirical Methods in Natural Language Processing (EMNLP)*.
- Jian Wang, Shangqing Liu, Xiaofei Xie, and Yi Li. 2024. Evaluating AIGC Detectors on Code Content. In *Proceedings of the 39th IEEE/ACM International Conference on Automated Software Engineering (ASE)*.
- Xianjun Yang, Kexun Zhang, Haifeng Chen, Linda Petzold, William Yang Wang, and Wei Cheng. 2023. Zero-shot Detection of Machine-Generated Codes. *arXiv preprint arXiv:2310.05103*.
- Zhiqiang Yuan, Weitong Chen, Hanlin Wang, Kai Yu, Xin Peng, and Yiling Lou. 2024. Transagent: An llm-based multi-agent system for code translation. *arXiv preprint arXiv:2409.19894*.
- Weiwei Zhang, Shengjian Guo, Hongyu Zhang, Yulei Sui, Yinxing Xue, and Yun Xu. 2023. Challenging machine learning-based clone detectors via semantic-preserving code transformations. *IEEE Transactions on Software Engineering*.
- Qinkai Zheng, Xiao Xia, Xu Zou, Yuxiao Dong, Shan Wang, Yufei Xue, Lei Shen, Zihan Wang, Andi Wang, Yang Li, et al. 2023. Codegeex: A pre-trained model for code generation with multilingual benchmarking on humaneval-x. In *Proceedings of the 29th ACM SIGKDD Conference on Knowledge Discovery and Data Mining (KDD)*.
- Tingwei Zhu, Zhongxin Liu, Tongtong Xu, Ze Tang, Tian Zhang, Minxue Pan, and Xin Xia. 2024. Exploring and improving code completion for test code. In *Proceedings of the 32nd IEEE/ACM International Conference on Program Comprehension (ICPC)*.

A Dataset Construction: LPCODE

A.1 Overview of the Construction Process

Figure 3 illustrates the process of constructing the LPCODE dataset.

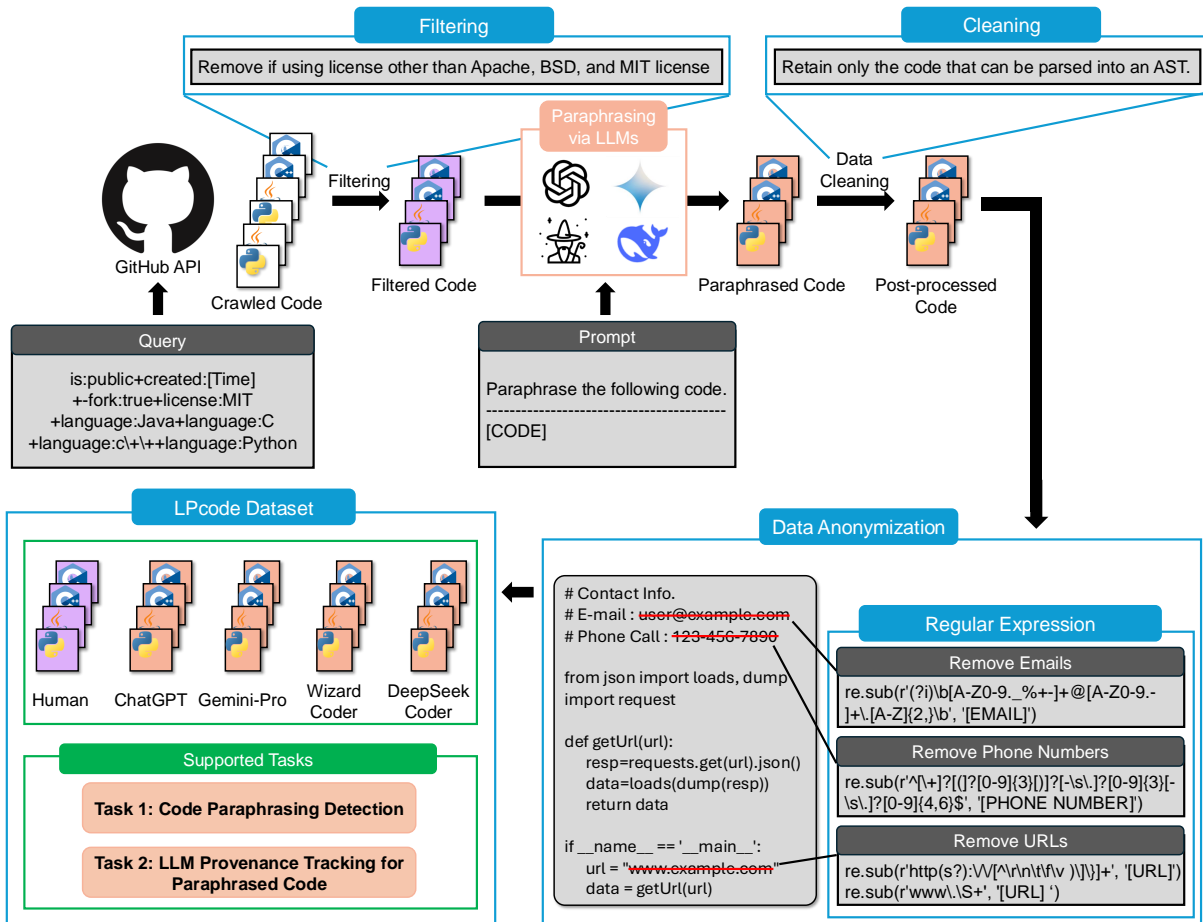


Figure 3: Overview of the LPCODE dataset construction process.

A.2 Number of Code Samples at Each Stage

Figure 4 presents the construction process of the LPcode dataset along with the number of code samples at each stage.

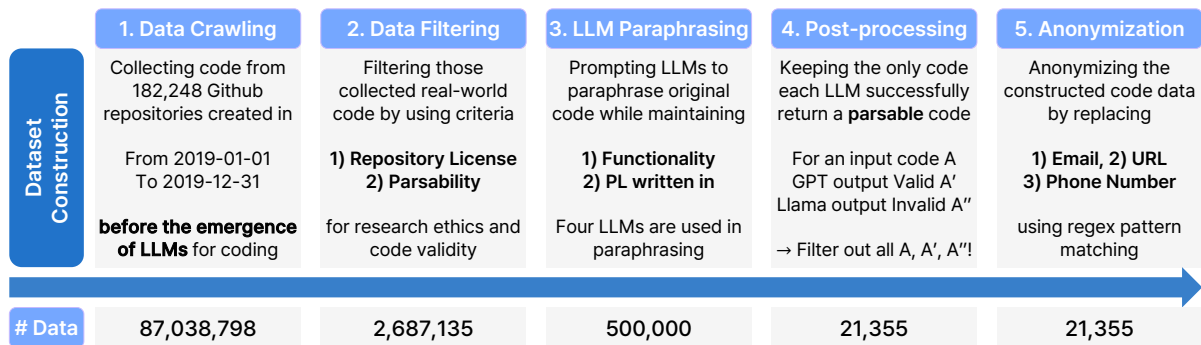


Figure 4: LPcode dataset construction process and the number of code samples at each stage.

Data Crawling: Collected C, C++, Java, and Python code from 182,248 GitHub repositories created between January 1, 2019, and December 31, 2019 (a total of 87,038,798 code).

Data Filtering: Selected code with MIT licenses and code parsed into an AST to ensure research ethics and code validity (a total of 2,687,135 code).

LLM Paraphrasing: Sampled 100,000 code (25,000 per language) and paraphrased them using four LLMs while maintaining functionality and the original programming language (400,000 paraphrased code and 100,000 human-written code, a total of 500,000 code).

Post-processing: Retained only human-written code that was successfully paraphrased into code that can be parsed into an AST by all four LLMs, resulting in a balanced 1:1:1:1 ratio (a total of 21,355 code).

Data Anonymization: Anonymized the final dataset by removing emails, URLs, and phone numbers using regex pattern matching (a total of 21,355 anonymized code).

B Prompt for Code Paraphrasing via LLMs

Figure 5 represents the prompt used for code paraphrasing with LLMs. We provide human-written code ([CODE]) along with their programming languages ([LANG]), and instruct LLMs to paraphrase the code while maintaining their functionality and programming language.

```
I will give you a code snippet written in [LANG].
Please modify this code snippet while ensuring that the functionality
of the given code snippet is preserved.
Please make some changes to the code to avoid it being too similar to
the original.
The revised code snippet must be written in the same programming
language as the original.
Do not include any explanations about how you modified the code
snippet or add any arbitrary comments to the code snippet.
After modifying, prepend a prefix at the beginning of the revised
code snippet indicating its programming language.
For example, if the revised code snippet is written in [LANG], add
``` [LANG] ``` at the start.
The following code snippet is the one you need to modify.

[CODE]
```

Figure 5: Prompt for code paraphrase using LLMs. We utilize LLMs to generate code by incorporating human-written code ([CODE]) along with their respective programming languages ([LANG]) into this prompt template.

## C Data Statistics

Table 7 presents the dataset sizes for Task 1 and Task 2.

	Task 1	Task 2
C	3,656	1,828
C++	3,080	1,540
Java	11,952	5,976
Python	15,480	7,740

Table 7: The dataset sizes for Task 1 and Task 2.

## D Coding Style Features

Table 8 presents the detailed calculation methods for the 10 coding style features. The 10 coding style features are grouped as follows:

**Naming Consistency:** 1) Function Naming Consistency; 2) Variable Naming Consistency; 3) Class Naming Consistency; and 4) Constant Naming Consistency.

**Code Structure:** 1) Indentation Consistency; 2) Function Length; and 3) Nesting Depth.

**Readability:** 1) Comment Ratio; 2) Function Name Length; and 3) Variable Name Length.

Feature	Description
Function Naming Consistency	Computes the frequency of each naming convention—camelCase (starts with a lowercase letter and uses capitals at word boundaries), snake_case (uses underscores between words), PascalCase (starts with an uppercase letter with capitals at word boundaries), UPPER_SNAKE_CASE (all uppercase with underscores), and Other—and calculates the ratio of functions following the most common pattern.
Variable Naming Consistency	Measures the uniformity of variable naming by determining the frequency of each naming style and reporting the ratio of the most frequently used pattern to the total number of variables.
Class Naming Consistency	Evaluates how consistently class names follow naming conventions by calculating the ratio of the most common pattern among all class names.
Constant Naming Consistency	Assesses the consistency in naming constants by computing the frequency of each naming style and dividing the count of the most common style by the total number of constants.
Indentation Consistency	Analyzes the uniformity of indentation across the code by determining the frequency of each indentation length and calculating the ratio of the most common indentation pattern relative to all observed indentations.
Function Length	Computes the average number of lines per function, providing insight into the typical size of a function.
Nesting Depth	Measures the average depth of nested code blocks (such as loops and conditionals) to reflect the overall structural complexity of the code.
Comment Ratio	Calculates the proportion of comment lines relative to the total lines of code, indicating how well the code is documented.
Function Name Length	Computes the average number of characters in function names, offering a measure of how descriptive the function naming is.
Variable Name Length	Determines the average length of variable names in characters, reflecting the level of detail in variable naming.

Table 8: Detailed descriptions for 10 coding style features.

## E Analysis of Token Frequency Pattern Differences Across LLMs

The heatmap in Figure 6 shows the token frequency patterns of code samples written by humans and four LLMs, calculated using TF-IDF vectors and measured with cosine similarity. A higher cosine similarity value means the two generators use tokens in a more similar way. In all four programming languages, ChatGPT consistently shows lower similarity with the other LLMs, suggesting that its token usage patterns are different from those of the others. At the same time, ChatGPT has relatively higher similarity with human-written code compared to the other LLMs, which indicates that ChatGPT tends to generate code that is more similar to human style. In contrast, Gemini-Pro, WizardCoder, and DeepSeek-Coder share similar token usage patterns with each other.

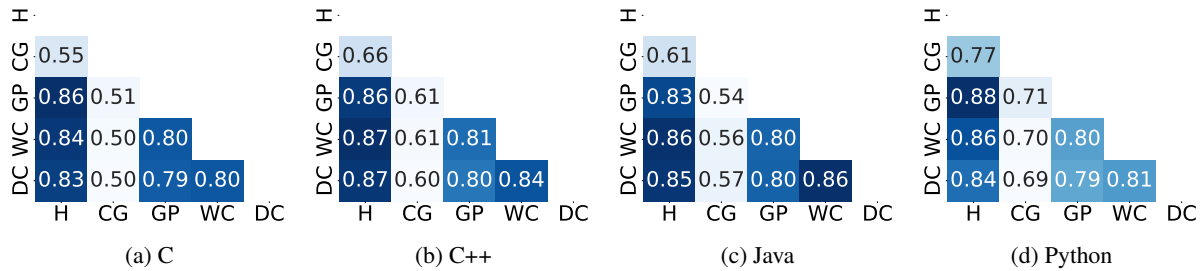


Figure 6: A heatmap illustrating the pairwise cosine similarity of TF-IDF vectors computed from code samples generated by different sources: Human (H), ChatGPT (CG), Gemini-Pro (GP), WizardCoder (WC), and DeepSeek-Coder (DC). Darker cells in the heatmap indicate more similar token frequency patterns between the two generators. The diagonal elements represent the self-similarity of each generator, which is expectedly 1.00.

## F Similarity Analysis Between an Original Code and its Paraphrased Code

We compare and analyze the similarity between and its paraphrased versions generated by LLMs using the CodeBLEU metric. CodeBLEU is an automated evaluation metric that incorporates programming language-specific characteristics, providing a more suitable assessment compared to BLEU. CodeBLEU is computed as a weighted combination of four components: 1) BLEU: Token-level n-gram similarity. 2) Weighted n-gram match: Assigns higher weights to important programming language keywords. 3) Syntactic AST match: Compares the structural similarity of code using AST subtree matching. 4) Semantic data-flow match: Analyzes the data flow to assess semantic similarity, capturing variable dependencies.

Figure 7 is a heatmap visualizing the average CodeBLEU scores, showing both the similarity between human-written code and the paraphrased versions generated by four LLMs, as well as the similarity among the paraphrased code produced by different LLMs. We observe that, overall, the code paraphrased by commercial LLMs (ChatGPT and Gemini-Pro) tends to have a higher similarity to the human-written original code compared to the code paraphrased by open-source LLMs (WizardCoder and DeepSeek-Coder). Commercial LLMs are likely to perform paraphrasing in a way that preserves a more human-friendly coding style, as they have a larger parameter size compared to open-source LLMs and are trained on more extensive datasets using reinforcement learning techniques such as RLHF (Reinforcement Learning from Human Feedback).

With CodeBLEU scores mostly below 0.7 between human-written code and its paraphrased versions by LLMs, these paraphrases can be categorized as moderately Type-3 clones (syntactically modified) based on the code clone classification defined by Svajlenko et al. (2014). Svajlenko et al. (2014) established a clear boundary between Type-3 and Type-4 clones and instead categorized them into three groups based on similarity values. Specifically, Strongly Type-3 clones fall within the [0.7, 1.0) similarity range, maintaining a high resemblance to the original code while incorporating minor modifications such as variable renaming or simple syntax changes. Moderately Type-3 clones have a similarity range of [0.5, 0.7), exhibiting increased structural differences due to modifications in control flow or multiple code block alterations. Lastly, Weakly Type-3 + Type-4 clones fall within the [0.0, 0.5) similarity range, featuring significantly different structures from the original code, making the boundary between Type-3 and Type-4 clones ambiguous.

The lower CodeBLEU scores between code paraphrased by different LLMs, compared to those between human-written code and its LLM-paraphrased versions, suggest that LLMs vary in their approaches to paraphrasing human-written code. This supports the necessity of the task of tracking the specific LLM that paraphrased human-written code, which is one of the problems we aim to address. Among the LLMs, DeepSeek-Coder and WizardCoder show the highest CodeBLEU scores between their paraphrased code, indicating that open-source LLMs tend to follow a similar approach when paraphrasing human-written code. These results suggest that identifying which LLM paraphrased human-written code may be more challenging among open-source LLMs than commercial ones.




Figure 7: A heatmap illustrating the average CodeBLEU scores, highlighting both the similarity between human-written code and its paraphrased versions generated by four LLMs, as well as the relationships among the paraphrased code produced by different LLMs. H denotes human-written code, while DC, WC, GP, and CG represent code paraphrased by DeepSeek-Coder, WizardCoder, Gemini-Pro, and ChatGPT, respectively.