

Microscopic theory of Chern polarization

Thivan M. Gunawardana,¹ Frank Schindler,² Ari M. Turner,³ and Ryan Barnett¹

¹*Department of Mathematics, Imperial College London, London SW7 2AZ, United Kingdom*

²*Blackett Laboratory, Imperial College London, London SW7 2AZ, United Kingdom*

³*Department of Physics, Technion, Haifa 320000, Israel*

The modern theory of polarization does not apply in its original form to systems with non-trivial band topology. Chern insulators are one such example since they are insulating in the bulk but exhibit metallic edge states, complicating the definition of polarization. Wannier functions formed a key ingredient of the original modern theory of polarization, but it has been considered that these cannot be applied to Chern insulators since they are no longer exponentially localized and the Wannier center is no longer gauge invariant. In this Letter, we provide an unambiguous definition of absolute polarization for a Chern insulator in terms of the Zak phase. We obtain our expression by studying the non-quantized fractional charge bound to lattice dislocations and it can be computed directly from bulk quantities and makes no assumption on the edge state filling. Our result is fully consistent with previous results on the quantized charge bound to dislocations in the presence of crystalline symmetry. At the same time, our result is more general since it also applies to Chern insulators which do not have crystalline symmetries other than translations.

Introduction — The modern theory of polarization [1, 2] marked a major step in the understanding of the microscopic behavior of electrons in crystals. By treating changes in polarization as the fundamental physical quantity, this theory allows for the extension of a notion of dipole moment per unit volume to periodic crystals via a Berry phase formalism. This is particularly non-trivial because the electrons do not behave as point charges but are rather governed by wavefunctions. A major consequence of this result is that it can be cast in terms of Wannier functions [3, 4], with the electronic charge centers being simply given by the Wannier centers. Moreover, the surface charge theorem [2] also allows for the sensible definition of an *absolute* polarization. This theory assumes that the system is insulating throughout and that globally smooth Bloch states can be constructed. However, there are systems with non-trivial band topology for which these assumptions do not hold so this approach does not give a clear definition of polarization. Chern insulators, characterized by an integer topological invariant known as the Chern number, are the canonical example of such a topological band system. For such systems, there is a difficulty with defining the polarization because the charge density on the surface can be varied arbitrarily by changing the occupation of the edge states. So the question we will ask is: “Is there a meaning to polarization in a Chern insulator?”

The extension of the modern theory of polarization to Chern insulators has received a considerable amount of attention in recent years [5–9]. In Ref. [5], it was shown that changes of polarization could be computed for a Chern insulator without the use of Wannier functions. Moreover, the surface charge theorem [2] was also extended but was shown to depend on the filling of metallic edge states, where these edge states were treated on a separate footing. Later work focused more on defining an absolute polarization for Topological Crystalline Insulators

(TCIs) [10]. These systems possess additional crystalline symmetries, such as inversion symmetry, which means that a sensible definition of polarization must be quantized to high symmetry points in the lattice. A straightforward way to probe absolute polarization in these systems is via fractional charges bound to lattice defects [11, 12]. For TCIs without an exponentially localized and symmetry-preserving Wannier representation, charges at lattice dislocations can still be written in terms of weak topological invariants based on eigenvalues of crystalline symmetry operators [13, 14]. Charges bound to lattice disclinations can be found in a similar fashion [15] and this has been crucial to the study of the recently introduced higher order topological insulators [16, 17], which are insulators that do not possess gapless edge states but can instead have topologically protected corner states. In the recent Ref. 6, a topological field theoretic approach was used to define absolute polarization for TCIs with non-trivial Chern number via the aforementioned bound charges at lattice dislocations and disclinations.

In this Letter, we present a more direct and microscopic approach to defining and evaluating absolute polarization for a Chern insulator via the Zak phase [18], so that it can be expressed explicitly in terms of the wave functions of the electrons. In previous work [19], we studied changes in polarization under adiabatic deformations and obtained results consistent with Ref. [5]. We first discuss the surface charge theorem in the context of a Chern insulator and show that it does not provide a unique definition of polarization. Next, we present an alternative definition; inspired by the recent work on TCIs, we directly compute the charge at a lattice dislocation and demonstrate that this leads to a gauge invariant expression for the polarization. While our result is consistent with Ref. [6], we do not rely on crystalline symmetries other than translations in our approach and so our results in this sense are more general. For such systems,

the dislocation charge can take on a *continuous* range of values as Hamiltonian parameters are varied. We further demonstrate the validity of our result by verifying it for a paradigmatic tight-binding model of a Chern insulator.

Surface Charge — As a first potential approach, let us consider the extension of the classic surface charge theorem [2], arising from the modern theory of polarization [1], to a 2D Chern insulator as a means of probing absolute polarization. The discussion in this section is consistent with but distinct from previous work [5].

The polarization for a trivial 2D insulator can be written in terms of separate ionic and electronic contributions as $\mathbf{P} = \mathbf{P}_e + \mathbf{P}_{\text{ion}}$. For a single band, the electric polarization is $\mathbf{P}_e = -e\bar{\mathbf{r}}/V_c \pmod{e\mathbf{R}/V_c}$ (which is gauge invariant up to a polarization quantum), where $e > 0$ is the charge quantum, $\bar{\mathbf{r}} = (\bar{x}, \bar{y})$ is the bulk Wannier center within the unit cell, \mathbf{R} is a real-space lattice vector and V_c is the area of the real-space unit cell. The bulk Wannier center is given by $\bar{\mathbf{r}} = \frac{V_c}{(2\pi)^2} \int_{\text{BZ}} d\mathbf{k} \mathbf{A}(\mathbf{k})$, where $\mathbf{A}(\mathbf{k})$ is the Berry connection of the band. In the rest of this work we will drop the ionic contribution to the polarization, taking the ionic charges to sit on sites of the Bravais lattice (*i.e.*, at $\mathbf{r} = \mathbf{0}$ within the unit cell). Reincorporating it, if needed, is a straightforward exercise. Then, the surface charge theorem for a trivial 2D insulator states that the bound charge per unit length on an edge of the system is simply given by $\sigma = \mathbf{P} \cdot \mathbf{n} \pmod{e/a_{\parallel}}$, where \mathbf{n} is the unit normal perpendicular to the edge and a_{\parallel} is the lattice constant in the direction parallel to the edge.

A key assumption of the surface charge theorem above, which is written in terms of bulk quantities, is that the edge of the sample is insulating [2]. On the other hand, Chern insulators have metallic edges. How these metallic edges are populated will certainly influence the surface charge. In this section, we will describe how to resolve this apparent paradox by choosing a strategic gauge for the Bloch functions.

For simplicity, let us consider a single isolated band of a 2D Chern insulator with Chern number $C = \pm 1$, with band index n , on a *finite* square lattice with lattice constant a . We consider a cylindrical geometry for the lattice by imposing periodic boundary conditions on just the y -direction so that the left and right edges of the system are well separated. Then, k_y remains a good quantum number and therefore we have an effective 1D system for each value of k_y . We can now make use of the so-called bulk Hybrid Wannier Functions (HWFs) [4, 20], which are defined for an extended system via a partial Fourier transform of the Bloch states. The bulk HWFs in the home unit cell for our system are given by

$$w_{nk_y}(\mathbf{r}) = \frac{a}{2\pi} \int_0^{2\pi/a} dk_x \psi_{n\mathbf{k}}(\mathbf{r}), \quad (1)$$

where $\psi_{n\mathbf{k}}(\mathbf{r})$ are the Bloch states for the n th band. These HWFs are exponentially localized in the x -direction and extended in the y -direction.

The surface charge on the right edge of our system can then be found by averaging over all of the edge charges of the effective 1D systems characterized by k_y . Making use of the surface charge theorem in 1D [2], this is given by

$$\sigma_R = -\frac{e}{aN_y} \sum_{i=0}^{N_y-1} \left[\frac{1}{a} \langle w_{nk_{yi}} | \hat{x} | w_{nk_{yi}} \rangle + J_{k_{yi}} \right], \quad (2)$$

where N_y is the number of lattice sites in the y -direction, $k_{yi} = 2\pi i/aN_y$ for $i = 0, \dots, N_y - 1$ are the discrete admissible k_y values for our finite system and $J_{k_{yi}} \in \mathbb{Z}$ for each i . Importantly, the integers $J_{k_{yi}}$ must be chosen so that the correct physical 1D edge charges, dictated by the occupation of any edge states, are given by the bracketed expression in (2) for each k_{yi} . For large N_y , (2) to leading order in N_y is given by

$$\sigma_R = -\frac{e}{2\pi} \int_0^{2\pi/a} dk_y \left[\frac{1}{a} \langle w_{nk_y} | \hat{x} | w_{nk_y} \rangle + J_{k_y} \right] + \mathcal{O}(N_y^{-1}). \quad (3)$$

For a trivial insulator, the Bloch states are globally smooth implying that the HWF centers are also smooth (and periodic) in k_y . Moreover, any edge bands are not chiral so we can assume they are not partially filled. Thus, the integer function J_{k_y} must be a constant [2]. On the other hand, the same is not true for a Chern insulator. Indeed, there is a natural ambiguity as to how the metallic edge states are filled – the smoothest possible filling is one in which the occupation of edge states switches from left to right at a single value of k_y .

The question now is how we can connect (3) with this filling ambiguity. We discussed in previous work [19] the existence of *vortices* in the Bloch states of a Chern insulator. It can be shown that a vortex causes the Zak phase, which gives the HWF centers, to jump at the vortex position [21]. Thus, if we choose a gauge in which the vortex sits at the same k_y where the edge state occupation switches sides, then we are effectively absorbing all the information about the filling discontinuity into the Zak phase. This leads to J_{k_y} being a constant integer again, and we recover the usual surface charge theorem [21]. That is,

$$\sigma_R = \mathbf{P} \cdot \mathbf{n} \pmod{e/a} \quad (4)$$

where \mathbf{P} is the usual polarization in terms of the bulk Wannier center. Information about edge states is directly incorporated into \mathbf{P} .

While in agreement with [5], and being compact and ideal for computing surface charge, this result does not provide us with a satisfactory definition of *absolute* polarization. Indeed, it is not an intrinsic (*i.e.* gauge invariant) property of the Bloch states since changing the vortex position involves carrying out a so-called *singular gauge*

transformation [19]. Such a gauge transformation is itself not globally smooth and contains a vortex - antivortex pair at the initial and final positions of the Bloch state vortex respectively [21]. Thus, such a gauge transformation can move the bulk Wannier center by an arbitrary amount. This is not surprising since we have observed that the choice of gauge which gives the right physical surface charge is dictated by non-universal boundary data of the system. We therefore need to consider other physical quantities to obtain a notion of absolute polarization for a Chern insulator.

Fractional Dislocation Charge — A dislocation in a 2D insulator is a topological point defect characterized by a non-trivial translational holonomy which is given by the *Burgers vector* \mathbf{B} . The role of absolute polarization in the existence of fractional bound charges at dislocations in Topological Crystalline Insulators (TCIs) has been studied extensively in recent times [6, 9, 13, 17]. For crystalline insulators that admit an exponentially localized Wannier representation, it has been shown that the dislocation bound charge is given by $Q_{\text{defect}} = \mathbf{P} \times \mathbf{B} \pmod{e}$, where \mathbf{P} is the usual polarization in terms of bulk Wannier centers. For more general TCIs, including when there is no exponentially localized Wannier representation, it has been shown that the dislocation charge can be found in terms of so-called weak topological invariants which arise from the underlying crystalline symmetries [11–14, 22].

In this work, we present a more general approach to dislocation charge for a 2D Chern insulator in terms of a Wannier representation and we show how this provides a natural definition of absolute polarization. Moreover, we do not require any crystalline symmetries beyond translations for this definition. Consequently, our approach is more general than previous results, which either assumed exponentially-localized Wannier states or crystalline symmetries such as rotations or inversion.

In what follows, we again focus on a single band with $C = \pm 1$ for simplicity. In Ref. [19], it was shown that the *change in polarization* for a 2D Chern insulating band under an adiabatic deformation can be found in terms of a Wannier representation as

$$\Delta \mathbf{P}_n = -\frac{e}{V_c} \Delta \bar{\mathbf{r}}_n + \frac{eC}{2\pi} \hat{\mathbf{z}} \times \Delta \mathbf{k}_{v_n}, \quad (5)$$

where $\Delta \bar{\mathbf{r}}_n$ is the change in the Wannier center while $\Delta \mathbf{k}_{v_n}$ is the change in the vortex position of the Bloch states. This gauge invariant expression was derived by starting with the adiabatic current and so it provided a physical and unambiguous measure for changes in polarization. It is therefore natural to ask whether we can simply “cancel out” the Δ ’s in order to obtain a notion of absolute polarization. Such a definition would be gauge invariant up to a polarization quantum in the usual way, which is promising. It turns out that this is indeed the right definition and we present a direct deriva-

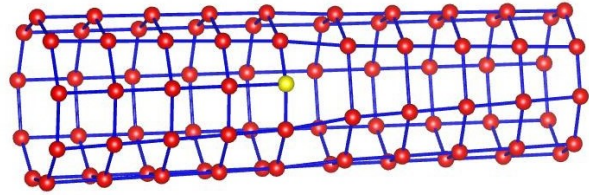


FIG. 1. **Dislocation in a square lattice with a cylindrical geometry.** Note that the right hand edge has one fewer lattice site compared to the left hand edge. The core of the dislocation is the lattice site colored yellow, which has only three nearest neighbors.

tion of this result by carefully computing the dislocation bound charge.

Let us consider the same finite square lattice as in the previous section and create a single dislocation by removing a partial row of atoms at fixed y -coordinate. Such a dislocation has a Burgers vector of $\mathbf{B} = a(0, 1)$. Then, we can put the entire defect lattice into a cylindrical geometry, such that k_y can be considered a good quantum number far away from the dislocation, as shown in Fig. 1. In particular, we can consider the edges of the cylinder to still be translationally invariant in the y -direction. We note that the left edge has N_y sites as usual, but the right edge now has only $N_y - 1$ sites.

Then, in a similar fashion to the previous section, we can write the total charge on the left edge of the system as

$$Q_L = +\frac{e}{a} \sum_{i=0}^{N_y-1} \langle w_{nk_{yi}} | \hat{x} | w_{nk_{yi}} \rangle \pmod{e}, \quad (6)$$

where $k_{yi} = 2\pi i/aN_y$ for $i = 0, \dots, N_y - 1$ as before. Note that the change in sign is due to the fact that we are considering the left-hand edge. A similar expression can be obtained for Q_R , the charge on the right edge, by changing the sign and replacing N_y with $N_y - 1$ everywhere, noting that this would also lead to a different set of discrete k_y values. This discrepancy in the number of sites on the two edges may lead to a fractional component to the total edge charge and importantly this fractional component must be matched by an equal and opposite fractional charge at the point defect, since the total charge of the entire system must be an integer. In other words, the fractional charge bound to the dislocation must be given by [13]

$$Q_{\text{defect}} = -(Q_L + Q_R) \pmod{e}. \quad (7)$$

We are interested in this fractional defect charge in the thermodynamic limit $N_y \rightarrow \infty$. The edge charge (6) admits a leading order asymptotic expansion similar to (3), but with an extra factor of N_y . Then, if

we naively use just the leading order terms, we end up with the defect charge being simply given by $Q_{\text{defect}} = -ae(N_y - (N_y - 1))\bar{x}_n/V_c \pmod{e} = -ae\bar{x}_n/V_c \pmod{e}$, which would take us back to a gauge dependent definition of absolute polarization. However, it turns out that a more careful analysis shows that this is not the correct defect charge. In order to see this, we must go to sub-leading order in N_y for the asymptotic expansions of the total edge charges. This involves approximating the error between the finite sum and the integral in the thermodynamic limit. Note that we can write the Zak phase as the sum of a smooth and periodic function f_n and a sawtooth function. That is,

$$\frac{1}{a} \langle w_{nk_y} | \hat{x} | w_{nk_y} \rangle = f_n(k_y) + C \left(\Theta(k_y - k_{vyn}) - \frac{ak_y}{2\pi} \right), \quad (8)$$

for $k_y \in [0, 2\pi/a]$, where Θ is the Heaviside step function. It is an interesting fact that the error in approximating a finite Riemann sum of N_y points of a smooth, periodic function with the corresponding integral is exponentially small in N_y [23]. The error in approximating the sawtooth function can be evaluated directly, giving, to *sub-leading* order,

$$Q_L = \frac{aeN_y}{V_c} \bar{x}_n + eC \left(\frac{aN_y}{2\pi} k_{vyn} - \left\lfloor \frac{aN_y}{2\pi} k_{vyn} \right\rfloor - \frac{1}{2} \right) = \frac{aeN_y}{V_c} \bar{x}_n + eC \left(\frac{aN_y}{2\pi} k_{vyn} - \frac{1}{2} \right) \pmod{e}, \quad (9)$$

where $\lfloor \cdot \rfloor$ is the floor function. A similar expression can be found for Q_R . Combining these, we can find the fractional charge bound to the dislocation using (7), which gives

$$Q_{\text{defect}} = -a \left(\frac{e}{V_c} \bar{x}_n + \frac{eC}{2\pi} k_{vyn} \right) \pmod{e}. \quad (10)$$

Recalling our choice of $\mathbf{B} = a(0, 1)$, we can now observe that this is of the form $Q_{\text{defect}} = \mathbf{P}_n \times \mathbf{B} \pmod{e}$, where

$$\mathbf{P}_n = -\frac{e}{V_c} \bar{\mathbf{r}}_n + \frac{eC}{2\pi} \hat{\mathbf{z}} \times \mathbf{k}_{vn} \pmod{\frac{e\mathbf{R}}{V_c}}. \quad (11)$$

Since we considered a Burgers vector of $\mathbf{B} = a(0, 1)$, (10) only gives us the x -component of \mathbf{P}_n . However, we can similarly consider a dislocation with $\mathbf{B} = a(1, 0)$ in order to obtain the y -component of \mathbf{P}_n . Note that this \mathbf{P}_n is precisely the quantity that appears for changes of polarization given by (5).

Thus, we can now *define* the absolute polarization of a Chern insulating band via (11). This is natural for two reasons. Firstly, it straightforwardly extends the polarization-induced defect charge response to a Chern insulator as seen above. Secondly, this definition is *gauge invariant* in the usual way, thus solving the problem we had with using the surface charge to define absolute polarization. In the next section, we demonstrate this result numerically for a specific model.

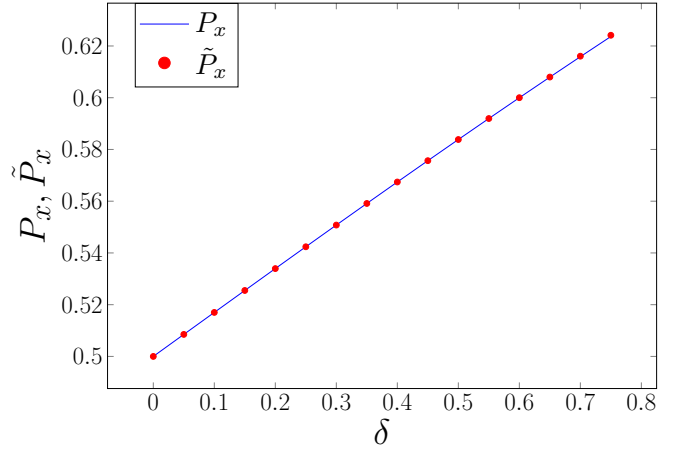


FIG. 2. Plot comparing the theoretical absolute polarization for the QWZ model (blue line) with the numerical value obtained from a real space dislocation charge computation (red dots). Note that P_x and \tilde{P}_x have units of $-e/a$. The theoretical values were calculated by constructing Wannier functions and using (11). The real space dislocation charge calculation was done using clean system sizes ranging from approximately $70a \times 140a$ up to $100a \times 200a$, with charge counted in $R \times R$ regions around the defect for $R = 17a$ and $R = 25a$ respectively.

Numerical Results — In order to verify our result numerically, we use a spin-rotated Qi-Wu-Zhang (QWZ) model [19, 24] with bulk momentum space Hamiltonian $H(\mathbf{k}) = -\mathbf{b}(\mathbf{k}) \cdot \boldsymbol{\sigma}$, where $\mathbf{b}(\mathbf{k}) = (u + \cos(k_x) + \cos(k_y), \sin(k_x), \sin(k_y) + \delta)$. Here u is a parameter, δ is an onsite staggering potential and $\boldsymbol{\sigma} = (\sigma_x, \sigma_y, \sigma_z)$ are the Pauli matrices. We will use $u = 0.5$ for which the $\delta = 0$ model has Chern number $C = 1$. Moreover, the staggering δ has been introduced to break inversion symmetry and induce a change in the polarization of the model. The corresponding real space model lives on a square lattice with two degrees of freedom per unit cell.

We can then evaluate the absolute polarization, given by (11), of this model for a range of values of δ , where the gauge invariance of (11) affords an amount of flexibility in doing so. We recall that the Wannier center can be computed as an integral of the Berry connection over the Brillouin zone. Furthermore, the location of vortices can be found by numerically computing the circulations over an array of regions covering the Brillouin zone. Building on previous work [19] we have opted to fix the gauge to correspond to the optimally localized Wannier functions. That said, it should be emphasized that the expression being evaluated is gauge invariant (11) (up to polarization quanta).

We then compare the absolute polarization computed this way with an unbiased real-space calculation of the fractional charge bound to a lattice dislocation in the same model. For this, we create a dislocation with Burgers vector $\mathbf{B} = a(0, 1)$ by removing a partial row of atoms

and appropriately adjusting the bonds in the real-space Hamiltonian such that the model maintains local translational invariance except at a single site (the “core” of the dislocation). We then diagonalize this defect Hamiltonian and construct the projector P which projects on to the set of occupied states. Since the bulk unit cell of the system is charge neutral, we can find the fractional charge bound to the defect via

$$Q_{\text{defect}} = -e\text{Tr}(PS_R), \quad (12)$$

where S_R is a spatial projector which projects onto a sufficiently large region R centered around the defect core. Practically, we choose R such that its boundary is a rectangle with edges equally as far away from the defect as they are from the edge of the system.

The results obtained are displayed in Fig. 2. The real space calculation agrees almost perfectly with the theoretical value predicted by (11), with errors generally ranging from $10^{-6} - 10^{-7}$. The largest relative error is 0.08% for $\delta = 0.75$ and this is because the system size used in the real space calculation is not sufficiently large in comparison to the correlation length for complete convergence in that case. We note that at $\delta = \sqrt{3}/2 \approx 0.866$, a gap closing has occurred and the system is no longer a Chern insulator, and so we do not cross this value. As a final remark, we note that our model has inversion symmetry for $\delta = 0$ and this is correctly reflected in the quantized polarization of 0.5 obtained in this case. For this case, the real space model has a filling anomaly [17] which must be taken into account, meaning that we cannot have exactly half filling due to a two-fold degeneracy at zero energy. Instead, we must fill either one more or one fewer state to capture the dislocation bound state contained within this degeneracy and thus obtain the correct charge.

Conclusion — In this Letter, we have showed that a microscopic definition of absolute polarization can be obtained unambiguously for a 2D Chern insulator by using fractional charges at lattice dislocations. This was done without assuming any crystalline symmetries apart from translations, thus generalizing existing work. Finally, we demonstrated our result numerically by considering a particular tight-binding Chern insulator model. We approached the polarization from the perspective of bound charge on a crystalline defect. An interesting future direction will be to answer the question of whether our definition of polarization correctly predicts other bulk effects such as the electric field experienced by a free electron placed into the system. We conjecture that it should, since it is the only way to make the usual Wannier center definition gauge invariant.

Acknowledgments — We are grateful to Andres Perez

Fadon for discussions and helpful comments. T.M.G acknowledges support from an Imperial Department of Mathematics Roth PhD studentship. F.S. was supported by a UKRI Future Leaders Fellowship MR/Y017331/1. R.B. acknowledges support from an Imperial Mathematics Research Impulse Grant and hospitality of the Aspen Center for Physics under NSF Grant No. PHY-2210452.

-
- [1] R. D. King-Smith and D. Vanderbilt, Phys. Rev. B **47**, 1651 (1993).
 - [2] D. Vanderbilt and R. D. King-Smith, Phys. Rev. B **48**, 4442 (1993).
 - [3] G. H. Wannier, Phys. Rev. **52**, 191 (1937).
 - [4] N. Marzari, A. A. Mostofi, J. R. Yates, I. Souza, and D. Vanderbilt, Rev. Mod. Phys. **84**, 1419 (2012).
 - [5] S. Coh and D. Vanderbilt, Phys. Rev. Lett. **102**, 107603 (2009).
 - [6] Y. Zhang, N. Manjunath, G. Nambiar, and M. Barkeshli, Phys. Rev. X **13**, 031005 (2023).
 - [7] P. T. Mahon, J. G. Kattan, and J. E. Sipe, Phys. Rev. B **107**, 115110 (2023).
 - [8] S. Vaidya, M. C. Rechtsman, and W. A. Benalcazar, Phys. Rev. Lett. **132**, 116602 (2024).
 - [9] Y. Zhang and M. Barkeshli, (2024), arXiv:2410.03821 [cond-mat.str-el].
 - [10] L. Fu, Phys. Rev. Lett. **106**, 106802 (2011).
 - [11] J. C. Y. Teo and C. L. Kane, Phys. Rev. B **82**, 115120 (2010).
 - [12] V. Juričić, A. Mesaros, R.-J. Slager, and J. Zaanen, Phys. Rev. Lett. **108**, 106403 (2012).
 - [13] G. van Miert and C. Ortix, Phys. Rev. B **97**, 201111 (2018).
 - [14] F. Schindler, S. S. Tsirkin, T. Neupert, B. Andrei Bernevig, and B. J. Wieder, Nature Communications **13**, 5791 (2022).
 - [15] T. Li, P. Zhu, W. A. Benalcazar, and T. L. Hughes, Phys. Rev. B **101**, 115115 (2020).
 - [16] F. Schindler, A. M. Cook, M. G. Vergniory, Z. Wang, S. S. P. Parkin, B. A. Bernevig, and T. Neupert, Science Advances **4**, eaat0346 (2018).
 - [17] W. A. Benalcazar, T. Li, and T. L. Hughes, Phys. Rev. B **99**, 245151 (2019).
 - [18] J. Zak, Phys. Rev. Lett. **62**, 2747 (1989).
 - [19] T. M. Gunawardana, A. M. Turner, and R. Barnett, Phys. Rev. Res. **6**, 023046 (2024).
 - [20] C. Sgierovello, M. Peressi, and R. Resta, Phys. Rev. B **64**, 115202 (2001).
 - [21] See Supplemental Material for this paper.
 - [22] Y. Ran, Y. Zhang, and A. Vishwanath, Nature Communications **5**, 298 (2009).
 - [23] P. J. Davis and P. Rabinowitz, Methods of numerical integration (Orlando: Academic Press, Inc., 1984) Chap. 2.9.
 - [24] X.-L. Qi, Y.-S. Wu, and S.-C. Zhang, Phys. Rev. B **74**, 085308 (2006).

Supplemental Material: Microscopic theory of Chern polarization

In this Supplemental Material, we give more details on some of the assertions made in the main text.

A— VORTICES IN BLOCH STATES FOR A CHERN INSULATOR

In this section we briefly study Bloch state vortices for a Chern insulator. As discussed in the main text, it is impossible to pick a globally smooth gauge for the Bloch states of a Chern insulating band. Instead, we can construct a gauge for which the Bloch states are smooth everywhere except at a single point in the Brillouin zone. The nature of this singularity is characterized by the Chern number, which is the integer topological invariant given by

$$C = \frac{1}{2\pi} \int_{\text{BZ}} d\mathbf{k} \, \Omega(\mathbf{k}), \quad (\text{S1})$$

where $\Omega(\mathbf{k})$ is the smooth, gauge invariant Berry curvature. Note that $\Omega(\mathbf{k}) = \nabla_{\mathbf{k}} \times \mathbf{A}(\mathbf{k})$ in regions of the Brillouin zone where the Bloch states are smooth. However, it is crucial to note that this is *not* true at the singularity. Instead, since the Berry connection is periodic across the Brillouin zone, we can use Stokes' theorem to argue that [19]

$$\nabla_{\mathbf{k}} \times \mathbf{A}(\mathbf{k}) = \Omega(\mathbf{k}) - 2\pi C \delta_P(\mathbf{k} - \mathbf{k}_v), \quad (\text{S2})$$

where δ_P is the Brillouin zone periodic Dirac delta function and \mathbf{k}_v is the position of the singularity. Note that the integral of the RHS of the above over the entire Brillouin zone is zero, which is consistent with Stoke's theorem. We then refer to the singularity at \mathbf{k}_v as a vortex because the phase of the Bloch states winds non-trivially around it. To see this, note that we can use a gauge transformation to make the Bloch states *locally smooth* around \mathbf{k}_v . In other words, inside a disc D_ϵ of sufficiently small radius $\epsilon > 0$ about \mathbf{k}_v , we can write

$$|u_{\mathbf{k}}\rangle = e^{-i\theta(\mathbf{k}-\mathbf{k}_v)} |\tilde{u}_{\mathbf{k}}\rangle \quad (\text{S3})$$

where $|\tilde{u}_{\mathbf{k}}\rangle$ is smooth inside D_ϵ . Then, if we integrate $\nabla_{\mathbf{k}} \times \mathbf{A}(\mathbf{k})$ over the entire Brillouin zone while noting that $\nabla_{\mathbf{k}} \times \mathbf{A}(\mathbf{k}) = \nabla_{\mathbf{k}} \times \tilde{\mathbf{A}}(\mathbf{k}) + \nabla_{\mathbf{k}} \times \nabla_{\mathbf{k}} \theta(\mathbf{k} - \mathbf{k}_v)$ in D_ϵ , we find that

$$\int_{D_\epsilon} d\mathbf{k} \, \nabla_{\mathbf{k}} \times \nabla_{\mathbf{k}} \theta(\mathbf{k} - \mathbf{k}_v) = -C. \quad (\text{S4})$$

Thus, letting $\epsilon \rightarrow 0$, we deduce that

$$\nabla_{\mathbf{k}} \times \nabla_{\mathbf{k}} \theta(\mathbf{k} - \mathbf{k}_v) = 2\pi C \delta_P(\mathbf{k} - \mathbf{k}_v), \quad (\text{S5})$$

and so we say that the Bloch states have a vortex of winding number $-C$ at \mathbf{k}_v . We may later also refer to this as an antivortex because of the relative minus sign with respect to the Chern number.

B— JUMP IN THE ZAK PHASE

In this section, we study the jump discontinuity in the Zak phase for a Chern insulator. The Zak phase [18] is defined to be the Berry phase acquired by the Bloch states in a path across the Brillouin zone. For a path γ across the Brillouin zone, the Zak phase is given by

$$\phi_\gamma = \oint_\gamma d\ell \cdot \mathbf{A}(\mathbf{k}), \quad (\text{S6})$$

where \mathbf{A} is the Berry connection. Note that such a path γ is a closed curve due to the periodicity of the Brillouin zone.

Specializing to our case where we have a square (or rectangular) Brillouin zone, the Zak phase for a horizontal path across the Brillouin zone for a fixed k_y is given by

$$\phi_x(k_y) = \int_0^{2\pi/a} dk_x \, A_x(\mathbf{k}), \quad (\text{S7})$$

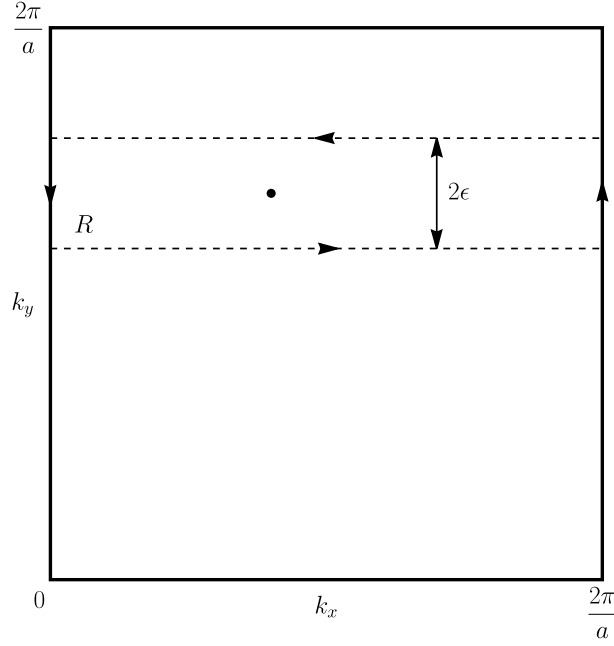


FIG. S1. Figure showing integration region to demonstrate the jump in the Zak phase.

where a is the lattice constant. Recall from the main text that the hybrid Wannier functions characterized by k_y , which is a good quantum number when we have translational invariance in the y -direction, are given by

$$w_{nk_y}(\mathbf{r}) = \frac{a}{2\pi} \int_0^{2\pi/a} dk_x \psi_{n\mathbf{k}}(\mathbf{r}), \quad (\text{S8})$$

where $\psi_{n\mathbf{k}}(\mathbf{r})$ are the Bloch states for the n th band, and a is the lattice constant. Dropping the band index, the corresponding hybrid Wannier centers can be written in terms of the Zak phase (S7) as

$$\langle w_{k_y} | \hat{x} | w_{k_y} \rangle = \frac{a}{2\pi} \phi_x(k_y). \quad (\text{S9})$$

Let us now consider a Chern insulator with Chern number C . Then, as seen in the previous section, there must be at least one vortex in the Bloch states. We shall consider the case of just a single vortex at position $\mathbf{k}_v = (k_{vx}, k_{vy})$, which must have winding number C . We wish to understand what happens to the Zak phase $\phi(k_y)$ as k_y passes through k_{vy} . Consider a rectangular region R_ϵ of width 2ϵ , where $\epsilon > 0$, in the Brillouin Zone with the vortex inside it, as shown in Fig. S1. Then, using Stokes' theorem and S2, we have

$$\oint_{\partial R_\epsilon} d\ell \cdot \mathbf{A}(\mathbf{k}) = \int_{R_\epsilon} d\mathbf{k} \nabla_{\mathbf{k}} \times \mathbf{A}(\mathbf{k}) = \int_{R_\epsilon} d\mathbf{k} \Omega(\mathbf{k}) - 2\pi C. \quad (\text{S10})$$

On the other hand, direct calculation gives

$$\oint_{\partial R_\epsilon} d\ell \cdot \mathbf{A}(\mathbf{k}) = \int_0^{2\pi/a} dk_x \left[A_x(k_x, k_{vy} - \epsilon) - A_x(k_x, k_{vy} + \epsilon) \right] + \int_{k_{vy}-\epsilon}^{k_{vy}+\epsilon} dk_y \left[A_y\left(\frac{2\pi}{a}, k_y\right) - A_x(0, k_y) \right]. \quad (\text{S11})$$

Taking the limit of both (S10) and (S11) as $\epsilon \rightarrow 0$ yields

$$\phi_x(k_{vy}^+) - \phi_x(k_{vy}^-) = 2\pi C \quad (\text{S12})$$

where $\phi_x(k_{vy}^\pm) = \lim_{\epsilon \rightarrow 0^\pm} \phi_x(k_{vy} + \epsilon)$ are the right and left limits respectively. Thus, the Zak phase jumps by $2\pi C$ when we pass through the vortex. The hybrid Wannier center, given by (S9) then correspondingly jumps by aC and therefore the 1D polarization jumps by C .

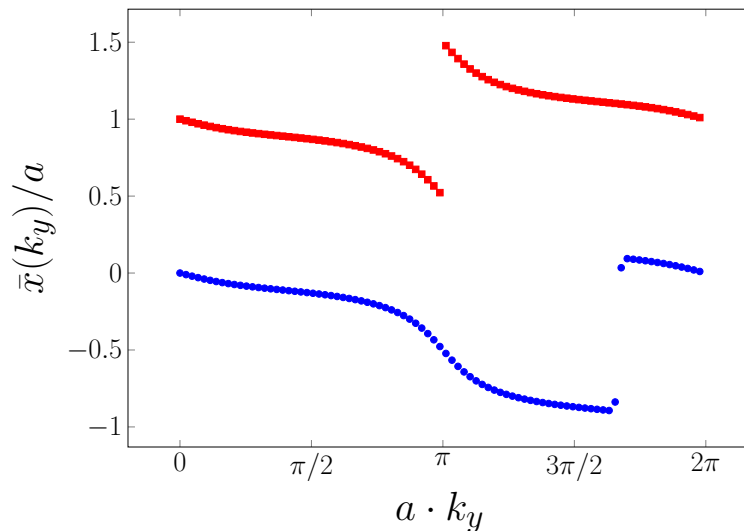


FIG. S2. Plot comparing localized charge centers for a finite system with fixed edge filling (blue dots) with bulk HWF centers for the same model (red squares). The model used here is the Qi-Wu-Zhang model from the numerical results section in the main text. The localized charge centers were computed by diagonalizing the projected position operator $P_{k_y} x P_{k_y}$ where P_{k_y} projects onto the ground-state occupied eigenstates of the finite effective 1D system corresponding to k_y . In this case, the integer jump in the localized charge centers occurs at $\tilde{k}_y = \pi$ while the integer jump in the bulk HWF centers occurs at $k_{vyn} = 5\pi/3$ (i.e at two different values). If the vortex position is instead chosen so that the two momenta are equal, then the blue and red curves would exactly coincide up to an integer.

C— FURTHER DETAILS REGARDING SURFACE CHARGE FOR A CHERN INSULATOR

In this section, we provide some additional details clarifying the discussion of surface charge in the main text. Recall from the main text that for large N_y , the surface charge to leading order is given by

$$\sigma_R = -\frac{e}{2\pi} \int_0^{2\pi/a} dk_y \left[\frac{1}{a} \langle w_{nk_y} | \hat{x} | w_{nk_y} \rangle + J_{k_y} \right] + \mathcal{O}(N_y^{-1}), \quad (\text{S13})$$

where N_y is the number of lattice sites in the y -direction and J_{k_y} is an integer function of k_y .

For a trivial insulator, we argued that J_{k_y} must in fact be a constant integer because of two reasons. Firstly, the Bloch states are globally smooth and so the Zak phase has no jump discontinuities. Moreover, there are no chiral edge states so we do not have to have partially filled edge bands. We are able to set the Fermi energy such that any edge bands are either completely filled or completely empty. Thus, the 1D edge charges vary continuously as a function of k_y , implying that the integer function J_{k_y} is a constant.

On the other hand, this is not generally true for a Chern insulator. Now, the Bloch states must have a vortex at some point $\mathbf{k}_{vn} = (k_{vxn}, k_{vyn})$ in the Brillouin zone. As we showed in the previous section, this causes a jump discontinuity in the Zak phase, leading to a jump in the HWF center. In addition to this, a Chern insulator has chiral edge states which implies that there is an ambiguity as to how they are filled. The smoothest filling possible is to have a single value of k_y , which we shall call \tilde{k}_y , at which the occupation of the edge states switches from left to right. This may require placing different chemical potentials on the two edges. Such a filling would cause the edge charges of the effective 1D systems to jump by an integer at \tilde{k}_y .

Fig. S2 shows an example of the jump of bulk HWF centers due to a vortex in the Bloch states of the extended system (blue dots) and the integer jump in the localized charge centers of the *finite* system with open boundaries in one direction for a specific choice of edge state filling (red squares). As we can see from this figure, $k_{vyn} \neq \tilde{k}_y$ in general. Then, the integer function J_{k_y} would have *two* jump discontinuities. One of these jumps would be at \tilde{k}_y since the edge filling changes at that point. The other jump would be at k_{vyn} in order to counteract the jump in the Zak phase since the entire bracketed expression in (S13), representing the effective 1D edge charges, should *not* have a jump discontinuity there. In other words, the jump in the Zak phase is an artifact of the gauge (which determines the vortex position) and so should not cause a jump in the physical 1D edge charges. The key is to now realize that if we pick a gauge for which $k_{vyn} = \tilde{k}_y$, then both jumps in J_{k_y} (which are equal and opposite) occur at the same

point and so cancel each other out. In other words, this choice of vortex position absorbs the filling discontinuity of the edge states into the jump in the Zak phase. Thus, in this case, we find that J_{k_y} is once again continuous, and so is a constant integer. The surface charge is then simply given by

$$\sigma_R = -\frac{e}{2\pi a} \int_0^{2\pi/a} dk_y \langle w_{nk_y} | \hat{x} | w_{nk_y} \rangle - \frac{Je}{a} + \mathcal{O}(N_y^{-1}), \quad (\text{S14})$$

where J is an integer. This can be recast into the usual form of the surface charge theorem $\sigma_R = \mathbf{P} \cdot \mathbf{n} \pmod{e/a}$ where \mathbf{P} is the usual polarization in terms of the bulk Wannier center. Note that we had to pick a specific gauge (by picking a specific vortex position) and so the \mathbf{P} obtained this way is not a bulk gauge invariant quantity.

D— GAUGE INVARIANCE OF THE ABSOLUTE POLARIZATION

In this section, we show that the expression we obtained for the absolute polarization is gauge invariant. We begin by recalling that the polarization for a Chern insulating band is given by

$$\mathbf{P}_n = -\frac{e}{V_c} \bar{\mathbf{r}}_n + \frac{eC}{2\pi} \hat{\mathbf{z}} \times \mathbf{k}_{vn} \pmod{\frac{e\mathbf{R}}{V_c}}, \quad (\text{S15})$$

where $\bar{\mathbf{r}}_n = \frac{1}{V_{\text{BZ}}} \int_{\text{BZ}} d\mathbf{k} \mathbf{A}(\mathbf{k})$ is the Wannier center and \mathbf{k}_{vn} is the vortex position. Now consider a gauge transformation of the Bloch states of the form $|u_{n\mathbf{k}}\rangle \rightarrow e^{-i\theta(\mathbf{k})} |u_{n\mathbf{k}}\rangle$. Then, the Berry connection transforms as

$$\mathbf{A}_n(\mathbf{k}) \rightarrow \mathbf{A}_n(\mathbf{k}) + \nabla_{\mathbf{k}}\theta(\mathbf{k}). \quad (\text{S16})$$

If the position of the vortex is not changed under this gauge transformation, then it is clear that the Wannier center can only move by a lattice vector and so \mathbf{P}_n is gauge invariant. Therefore, let us focus on so-called *singular gauge transformations*, which are gauge transformations that move the position of the vortex.

Consider a gauge transformation that moves the vortex from \mathbf{k}_{vn} to $\tilde{\mathbf{k}}_{vn}$. Then, in light of (S16) and (S2), we must have

$$\nabla_{\mathbf{k}} \times \nabla_{\mathbf{k}}\theta(\mathbf{k}) = 2\pi C(\delta_P(\mathbf{k} - \mathbf{k}_{vn}) - \delta_P(\mathbf{k} - \tilde{\mathbf{k}}_{vn})). \quad (\text{S17})$$

This can be thought of as creating a vortex-antivortex pair of winding numbers C and $-C$ respectively at positions \mathbf{k}_{vn} and $\tilde{\mathbf{k}}_{vn}$ respectively.

Moreover, under such a gauge transformation, \mathbf{P}_n transforms as

$$\mathbf{P}_n \rightarrow \mathbf{P}_n - \frac{e}{(2\pi)^2} \int_{\text{BZ}} d\mathbf{k} \nabla_{\mathbf{k}}\theta + \frac{eC}{2\pi} \hat{\mathbf{z}} \times (\tilde{\mathbf{k}}_{vn} - \mathbf{k}_{vn}) \pmod{\frac{e\mathbf{R}}{V_c}}. \quad (\text{S18})$$

Focusing on just the x -component, note that

$$\int_{\text{BZ}} d\mathbf{k} \frac{\partial\theta}{\partial k_x} = \int_0^{2\pi/a} dk_y \varphi_x(k_y), \quad (\text{S19})$$

where

$$\varphi_x(k_y) = \int_0^{2\pi/a} dk_x \frac{\partial\theta}{\partial k_x} = 2\pi n(k_y), \quad (\text{S20})$$

for an integer function $n(k_y)$. Note that this follows from the fact that $e^{i\theta}$ is required to be Brillouin zone periodic. We shall focus on a specific class of gauge transformations for which $n(k_y) = 0$ if θ is smooth. Thus, for singular gauge transformations, which are manifestly not globally smooth, we shall assume that any non-zero values for $n(k_y)$ are caused by the introduction of the vortex-antivortex pair. Suppose for the moment that $k_{vyn} > \tilde{k}_{vyn}$. Then, using arguments identical to section B (essentially treating $\varphi_x(k_y)$ as a Zak phase), we obtain that

$$\varphi_x(k_y) = \begin{cases} 0 & 0 \leq k_y < \tilde{k}_{vyn} \\ 2\pi C & \tilde{k}_{vyn} < k_y < k_{vyn} \\ 0 & k_{vyn} < k_y \leq 2\pi/a, \end{cases} \quad (\text{S21})$$

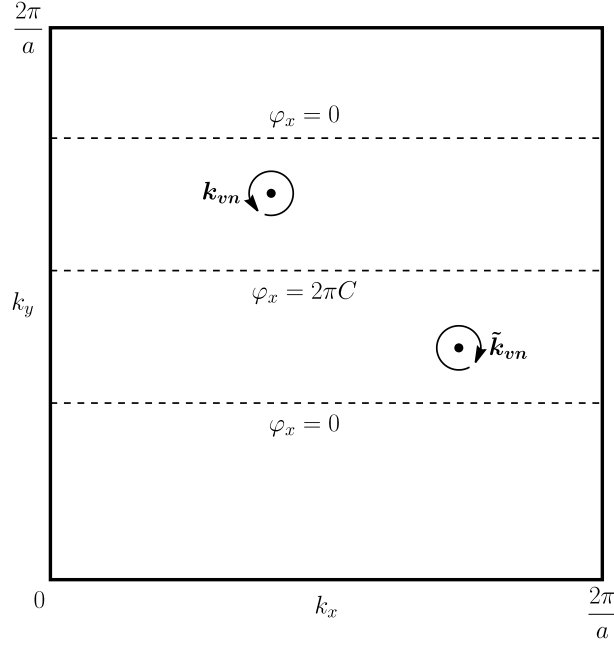


FIG. S3. Figure showing values of $\varphi_x(k_y)$ at different levels in the Brillouin zone for a gauge transformation with a vortex-antivortex pair. An anti-clockwise arrow represents a circulation of $2\pi C$.

as illustrated in Fig. S3. Thus, using (S19), we obtain

$$\int_{\text{BZ}} d\mathbf{k} \frac{\partial \theta}{\partial k_x} = -2\pi C(\tilde{k}_{yvn} - k_{yvn}) = 2\pi C \left[\hat{\mathbf{z}} \times (\tilde{\mathbf{k}}_{vn} - \mathbf{k}_{vn}) \right]_x. \quad (\text{S22})$$

It can be shown that the same result holds when $k_{yvn} > \tilde{k}_{yvn}$. Moreover, a similar approach can be used to obtain, for the y -component, that

$$\int_{\text{BZ}} d\mathbf{k} \frac{\partial \theta}{\partial k_y} = 2\pi C(\tilde{k}_{xvn} - k_{xvn}) = 2\pi C \left[\hat{\mathbf{z}} \times (\tilde{\mathbf{k}}_{vn} - \mathbf{k}_{vn}) \right]_y. \quad (\text{S23})$$

Putting everything together, we have

$$-\frac{e}{(2\pi)^2} \int_{\text{BZ}} d\mathbf{k} \nabla_{\mathbf{k}} \theta + \frac{eC}{2\pi} \hat{\mathbf{z}} \times (\tilde{\mathbf{k}}_{vn} - \mathbf{k}_{vn}) = 0 \quad (\text{S24})$$

and so looking at (S18), we see that \mathbf{P}_n is indeed gauge invariant.

As a final remark, we note that a singular gauge transformation cannot be constructed such that it annihilates the original vortex but does not create a new one. We should expect this to be impossible since we would be changing the total winding of the Bloch state vortices, thus changing the Chern number. Indeed, note that if $e^{i\theta(\mathbf{k})}$ were periodic, then $\nabla_{\mathbf{k}}\theta(\mathbf{k})$ would also be periodic and so has zero circulation around the Brillouin zone. Thus, by Stokes' theorem, we must have $\int_{\text{BZ}} d\mathbf{k} \nabla_{\mathbf{k}} \times \nabla_{\mathbf{k}}\theta(\mathbf{k}) = 0$. In other words, the total winding number of any vortices within the gauge transformation has to be zero if it is to be periodic.