

# PROTOCOL FOR AN OBSERVATIONAL STUDY ON THE EFFECTS OF COMBINATIONS OF ADVERSE CHILDHOOD EXPERIENCES ON ADULT DEPRESSION

RUIZHE ZHANG<sup>1</sup>, JOOYOUNG KONG<sup>2</sup>, DYLAN S. SMALL<sup>3</sup>, AND WILLIAM BEKERMAN<sup>3</sup>

<sup>1</sup>*Fudan University, Shanghai, China*

<sup>2</sup>*Sandra Rosenbaum School of Social Work, University of Wisconsin-Madison, Madison, WI, USA*

<sup>3</sup>*Department of Statistics and Data Science, University of Pennsylvania, Philadelphia, PA, USA*

**ABSTRACT.** Adverse childhood experiences (ACEs) have been linked to a wide range of negative health outcomes in adulthood. However, few studies have investigated what specific combinations of ACEs most substantially impact mental health. In this article, we provide the protocol for our observational study of the effects of combinations of ACEs on adult depression. We use data from the 2023 Behavioral Risk Factor Surveillance System (BRFSS) to assess these effects. We will evaluate the replicability of our findings by splitting the sample into two discrete subpopulations of individuals. We employ data turnover for this analysis, enabling a single team of statisticians and domain experts to collaboratively evaluate the strength of evidence, and also integrating both qualitative and quantitative insights from exploratory data analysis. We outline our analysis plan using this method and conclude with a brief discussion of several specifics for our study.

## 1. INTRODUCTION

Adverse childhood experiences (ACEs) describe specific categories of early life hardship or harm that occur before an individual reaches adulthood. Although these can take various forms, they are typically categorized into ten types involving abuse (physical, emotional, or sexual) and neglect (physical or emotional), as well as household challenges including mental illness, substance abuse, intimate partner violence, parental absence due to divorce or separation, or incarceration. Initially investigated in a landmark study conducted by the Centers for Disease Control and Prevention (CDC) and Kaiser Permanente, ACEs are highly prevalent and exhibit a strong dose-response relationship with numerous negative health and social outcomes in adulthood (Felitti et al. [1998]; Dube et al. [2003]; Anda et al. [2006]). Exposure to individual ACEs has been repeatedly associated with a range of adverse physical and emotional health consequences later in life. One study indicated that childhood emotional abuse increases the risk of lifetime depressive disorders, with adjusted odds ratios (ORs) of 2.7 for women and

---

### Corresponding authors:

William Bekerman, bekerman@wharton.upenn.edu; Ruizhe Zhang, zhangrz22@m.fudan.edu.cn.

2.5 for men (Chapman et al. [2004]). Depression also appears to be closely related to having experienced parental alcohol abuse (Anda et al. [2002]). Moreover, physical and verbal abuse have been found to be strongly associated with body weight issues and obesity (Williamson et al. [2002]).

Unfortunately, when children are exposed to one type of adversity, there is a high likelihood of exposure to additional ACEs (Dong et al. [2004]; Felitti [2002]). Numerous large-scale investigations have confirmed that these detrimental experiences can have a cumulative effect: each additional type of adversity elevates the probability of unfavorable outcomes (Felitti et al. [1998]; Chapman et al. [2004]). Accordingly, previous literature has examined closely the number of categories of ACEs, often referred to as ACE score. For instance, one study using data from 14 states revealed substantial variation across states in the percentage change in health outcomes for those exposed to at least four ACEs compared to those with fewer than four ACEs (Waehrer et al. [2020]). Physically, individuals with four or more ACEs face elevated risks of heart disease, liver disease, kidney disease, asthma, Alzheimer’s disease, stroke, metabolic disorders, obesity, diabetes, and certain cancers (for Disease Control and Prevention [2017]; for Youth Wellness [2014]; Merrick [2019]; Hughes et al. [2017]; Waehrer et al. [2020]). On the emotional and psychological side, ACE score strongly correlates with mental health issues such as depression, anxiety, and suicidal ideation (Hillis et al. [2004]; Chapman et al. [2004]). Meta-analyses further reinforce that an accumulation of at least 4 ACEs correlates with higher risks of chronic disease, poor mental health, and negative social outcomes, demonstrating the need for strategies to prevent ACEs and lessen their long-term repercussions (Hughes et al. [2017]).

A recent study challenged the overall ACE score and advised to break down the measure back into specific items (Fitzgerald and Bishop [2024]). Gaps also remain in our understanding of how the accumulation of ACEs influences health. We are therefore interested in which categories of ACEs—and which specific combinations of ACEs (e.g., physical abuse + sexual abuse, or physical abuse + emotional neglect + substance abuse)—are most harmful and warrant primary care. We focus our analysis on depression, one of the most prevalent and burdensome mental health conditions globally. Consequently, our focus is to evaluate the effect of different combinations of specific ACE items on depression and identifying a higher-risk group of sets of ACEs.

We will examine the impacts of combinations of ACEs on adult depression using data from the Behavioral Risk Factor Surveillance System (BRFSS) 2023, an ongoing health-related telephone survey system administered by the CDC with a random sample of over 400,000 individuals across the United States in 2023. This data includes detailed information from ten states that administered the CDC’s Adverse Childhood Experiences module in 2023. We can obtain all ten ACE categories proposed in the CDC-Kaiser study (Felitti et al. [1998]), and there are over 50,000 individuals with complete records of all ACE items. Among them, around 17,000 reported zero ACEs while the rest were exposed to at least one ACE. This large sample size will help facilitate powerful data analysis and explore the influencing mechanism of different ACEs combinations. The BRFSS also collected measurements of variables that may confound the relationship between exposure to ACEs and depression, such as those related to personal demographics. We will utilize those variables to form separate strata for treated and control individuals, enabling us to compare the outcomes of similar individuals in hopes of ameliorating confounding biases.

We employ a novel statistical design called data turnover (Bekerman et al. in preparation, see Bekerman et al. [2024a] for a description) to conduct this analysis. By integrating both qualitative and quantitative insights from data exploration, data turnover enables a single team of statisticians and domain experts to evaluate evidence from multiple data splits. Exploratory data analysis (EDA) allows us to inspect the data before making potentially questionable assumptions, detect anomalies or outliers that do not represent natural variation in the data, and formulate new hypotheses. It also helps identify variables that may not measure what we initially intended, indicating the need for a better measure or refined, data-informed hypotheses (Bekerman et al. [2024b]). Beyond exploration, replication is critical in observational studies for reinforcing the credibility of findings and sustaining trust in scientific knowledge. Previous work has combined some—but not all—aspects of exploration and replication within the same observational study. For instance, some methods allow for exploration without replication (e.g., Cox [1975]; Heller et al. [2009]), whereas others enable replication without exploration (e.g., Zhao et al. [2018]; Karmakar et al. [2019]). There is also research that supports both exploration and replication but requires two independent investigative teams (Roy et al. [2022]). In contrast, data turnover makes it possible to conduct both exploration and replication using a single research group.

In observational studies like ours, where treatment assignment is not under our direct control, obtaining consistent findings across multiple groups that may have different assignment mechanisms reinforces the evidence that the treatment itself is truly responsible for the observed effects (Rosenbaum [2001]; Rosenbaum [2015]). By analyzing data from two distinct subpopulations of BRFSS 2023 participants—residing in states that voted for the Democratic candidate in the 2024 US presidential election (“blue states”) and those residing in states that voted for the Republican candidate (“red states”)—we can assess the replicability of our findings. We split our data into blue states and red states, recognizing that these political orientations often shape distinct social, economic, and health care policies. A study focusing on population in East and West Germany has shown that socio-political context is a determinant of childhood maltreatment (Ulke et al. [2021]). In our context, for example, blue states may allocate more resources toward public health programs (e.g., adopt medicaid expansion) or have broader social safety nets, whereas red states may emphasize different strategies for healthcare funding and child protective services. Such policy and cultural variations can influence both the prevalence of ACEs and the mechanisms by which individuals are exposed to them, potentially resulting in different patterns of ACEs across these two groups. Demonstrating consistent results in both blue and red states thus enhances confidence that our findings are robust across varied socio-political contexts. By employing data turnover, we can predetermine how one subgroup will guide analysis of the other, then apply exploratory data analysis to the second subgroup to inform how we draw inferences about the first. Any outcome that shows a significant effect in both groups is defined as a “replicable” finding. (Bogomolov and Heller [2023]). In Section 5, we detail how we apply this non-random cross-screening method to detect replicable outcomes and test the global null hypothesis, i.e., identifying outcomes that are affected in at least one of the two subpopulations.

The remainder of the document is organized as follows. We introduce the BRFSS dataset and describe our data processing in Section 2. In Section 3, we report our candidate sets of combinations. In Section 4, we outline our stratification methodology. Finally, we conclude with a description of our data analysis procedure and explanation of several specifics of implementation in Section 5.

## 2. THE BEHAVIORAL RISK FACTOR SURVEILLANCE SYSTEM (BRFSS)

This study utilizes data from BRFSS, an ongoing health-related telephone survey system administered by the CDC. BRFSS collects comprehensive data on a wide range of health-related behaviors, chronic health conditions, healthcare access, and preventive service usage from the non-institutionalized adult population (18 years and older). The survey employs a dual-frame sampling methodology, using both landline and cellular telephone surveys to ensure representativeness of the data. The dataset collected in 2023 is the latest data available, has 433,323 observations from 48 states, the District of Columbia, Guam, Puerto Rico, and the US Virgin Islands, and includes topics such as health status, chronic conditions, health behaviors, healthcare access, and preventive services, as well as optional modules including social determinants of health, cancer screenings, and cognitive decline.

For the purpose of our study, we focus on the 10-state<sup>1</sup> sample that administered the CDC’s ACEs module in 2023. Following previous studies utilizing the BRFSS data (Bhan et al. [2014]; Gilbert et al. [2015]; Waehrer et al. [2020]), we collapse different questions into particular indicators. More details are provided in table 1. In total, we create 10 ACEs items from the BRFSS data (see table 2), which is consistent with the categorization in CDC-Kaiser study (Felitti et al. [1998]). It is worth noting that we first follow those criteria for data pre-processing, but these steps could be adjusted when we carry out exploratory data analysis in the data turnover..

After processing the data, we restrict our sample to those who do not have any missing values in any ten ACEs variables. We also omit those individuals who do not have the appropriate measurement for depression. For any missing family background, we directly use the imputation value provided by the BRFSS 2023. In total, there are 49,811 remaining individuals, among whom 23,506 individuals are from blue states<sup>2</sup> (as established in the 2024 United States presidential election) and 26,305 individuals from red states<sup>3</sup>. In the part of data with individuals from blue states, 8,076 individuals do not have any ACEs while 15,512 were exposed to at least one ACE. In the part of data with individuals from blue states, 9,163 individuals do not have any ACEs while 17,231 were exposed to at least one ACE.

---

<sup>1</sup>Delaware, Florida, Georgia, Missouri, Nevada, New Jersey, Oregon, Rhode Island, Tennessee, Virginia.

<sup>2</sup>Delaware, New Jersey, Oregon, Rhode Island, Virginia

<sup>3</sup>Florida, Georgia, Missouri, Nevada, Tennessee

Indicator	Questions Collapsed	Encoding Method
Any Sexual Abuse	Number of times forced to touch, be touched, or have sex with anyone at least five years older or an adult	Collapsed into a single indicator for any sexual abuse
Household Substance Use	Alcohol and illegal drug use in the household	Combined into a single indicator for household substance use
Physical Abuse	Frequency of physical abuse	Encoded as 1 if the answer is “once” or “more than once”
Verbal Abuse	Frequency of verbal abuse	Encoded as 1 if the answer is “once” or “more than once”
Parental Divorce	Response to parental divorce question	Affirmative response encoded as 1
Living with a Depressed or Mentally Ill Person	Response to question about living with a mentally ill person	Affirmative response encoded as 1
Living with an Incarcerated Person	Response to question about living with an incarcerated person	Affirmative response encoded as 1
Physical Violence Between Parents	Frequency of physical violence between parents	Affirmative response encoded as 1
Safety	Did an adult make you feel safe and protected	‘Never’ and ‘A little of the time’ encoded as 0, ‘Some of the time’, ‘Most of the time’, ‘All of the time’ encoded as 1
Basic Needs Met	Did an adult make sure basic needs were met	‘Never’ and ‘A little of the time’ encoded as 0, ‘Some of the time’, ‘Most of the time’, ‘All of the time’ encoded as 1

TABLE 1. Data Processing Steps and Collapsed Indicators

### 3. PRE-SPECIFIED CANDIDATE SETS OF ACES

We collect ten variables of ACEs from the BRFSS 2023 dataset. To examine the diverse effects of combinations of ACEs on depression, we first construct candidate sets of ACEs that we are interested in. Since previous literature has identified four ACEs as a critical threshold, beyond which the effects appear to intensify significantly, and that individuals with at least four ACEs are at an increased risk for chronic disease, poor mental health, and negative social outcomes (Hughes et al. [2017]; Waehrer et al. [2020]), we consider all quadruples of ACEs categories, all triples of ACEs categories, all pairs of ACEs categories, and all individual ACEs

<b>ACE Item</b>	<b>Variable</b>
Live With Anyone Depressed, Mentally Ill, Or Suicidal	ACEDEPRS
Substance Abuse in the Home	ACESUB
Live With Anyone Who Served Time in Prison or Jail	ACEPRIS
Were Your Parents Divorced/Separated	ACEDIVRC
How Often Did Your Parents Beat Each Other Up	ACEPUNCH
How Often Did A Parent Physically Hurt You In Any Way	ACEHURT1
How Often Did A Parent Swear At You	ACESWEAR
Sexual Abuse	ACESEX
Did An Adult Make You Feel Safe And Protected	ACEADSAF
Did An Adult Make Sure Basic Needs Were Met	ACEADNED

TABLE 2. ACE Items in BRFSS 2023

categories. We thus have 385 possible combinations of ACEs formed from ten candidate ACEs categories (see Appendix A).

#### 4. STRATIFICATION

A previous study (Waehrer et al. [2020]) used BRFSS 2009 & 2012 to examine whether the relationship between ACEs and health outcomes, such as smoking, heavy drinking, and obesity, was similar across states, and controlled for baseline covariates including race/ethnicity, sex, and age. They also controlled for education, marital status and employment, which are post-treatment variables and likely to be affected by ACEs. Cox [1958] refers to these variables as “concomitant observations” and writes: “The essential point in our assumptions about these observations is that the value for any unit must be unaffected by the particular assignment of treatments to units actually used. In practice this means that either (a) the concomitant observations are taken before the assignment of treatments to units is made; or (b) the concomitant observations are made after the assignment of treatments, but before the effect of treatments has had time to develop. . . ; or (c) we can assume from our knowledge of the nature of the concomitant observations concerned, that they are unaffected by the treatment.” If adjustments are made for variables that are affected by the treatment, then adjustments may remove part or all of the effect of the treatment, and hence estimators that adjust for a concomitant variable that has been affected by the treatment are generally biased (Rosenbaum [1984]). Therefore, we do not adjust for education, employment and marital status in our study.

Given the relatively small number of covariates, we seek to mitigate potential confounding bias by stratifying participants on their recorded baseline characteristics (race/ethnicity, age, sex) and then comparing those exposed to specific ACE combinations (the “treated” group) with those reporting no ACE exposure (the “control” group) within each stratum. Each hypothesis contrasts a particular ACE combination against having no ACEs. Individuals who have any additional ACEs beyond the combination of interest remain in the treated group. For example, if our focus is on the effect of substance abuse, participants exposed to both substance abuse and physical abuse are still classified under “substance abuse.” We conduct these stratifications separately for individuals residing in blue states and those in red states, resulting in  $385 \times 2$  distinct stratified analyses.

Specifically, we stratify participants by race/ethnicity, including White (non-Hispanic), Black (non-Hispanic), Hispanic, and Other (non-Hispanic); by age, with groups spanning 18-24, 25-34, 35-44, 45-54, 55-64, and 65+; and by sex, distinguishing between male and female participants. This results in a total of 48 distinct strata for both the blue and red subgroups. In the blue



subgroup, the stratum with the lowest sample size contains 61 participants, with a median of 171. In the red subgroup, the stratum with the lowest sample size has 60 participants, with a median of 161. Detailed sample sizes for each stratum of both subgroups are provided in the appendix B.

## 5. DESIGN OF DATA ANALYSIS

Our inference will be based on stratified sets of participants in the BRFSS 2023, as described previously in Section 4. We aim to explore the effect of different combinations of ACEs in our aforementioned candidate sets on depression and also identify those with higher risk. We will deem those combinations of ACEs for which the effect of the treatment is found to be significantly increase the odds of depression in both subgroups - those residing in blue states and red states - as replicable findings. Also, we are interested in those combinations more than doubling the odds ratio of depression in only one subgroup.

**5.1. Data Turnover Framework.** We employ data turnover (Bekerman et al. in preparation, Bekerman et al. [2024a]) to analyze the data, ensuring control of the family-wise error rate (FWER; the chance of falsely rejecting any true null hypotheses at level  $\alpha = 0.05$ ) and facilitating flexible inference compared to automated cross-screening (Zhao et al. [2018]), by integrating both qualitative and quantitative insights from data exploration and formulating data-informed new hypotheses (e.g., Bekerman et al. [2024b]).

A brief description is as follows. We split our data into two subgroups: those individuals in our study residing in blue states and those residing in red states. The first subgroup, without data exploration, suggests a limited number of combinations of ACEs to be validated in the second subgroup based on some pre-determined selection procedure. Then, we do *ad hoc* data exploration on the second subgroup to choose how to conduct one-sided hypothesis tests on the first subgroup, possibly allowing for novel hypotheses to be identified and tested. In other words, both subgroups are used to screen and both subgroups are used to validate, but only one subgroup can generate novel hypotheses to be validated in the other subgroup while still maintaining the validity of our entire procedure. Because a limited number of combinations seek validation on the second subgroup, compared with directly controlling the FWER of 385 hypotheses on the whole data (eg. by using Bonferroni correction or Holm procedure), only a small fraction of the 385 potential hypotheses are considered in the validation sample.

**5.2. Analysis Plan.** We are interested in testing whether a combination of ACEs would increase the odds of depression compared with the reference population.

We plan to use the Cochran–Mantel–Haenszel test (CMH) in each subgroup to screen ACEs combinations. In the screening stage, we also need to define a cutoff of p-value (eg. 0.05). In a paper defining multimorbidity (Silber et al. [2018]), they chose form a 99.9% confidence interval in checking if the interval for the odds ratio was completely above 2. This is a stringent threshold to control for the number of hypotheses falsely passing the screening step. Yet, choosing this cutoff is rather heuristic given the sample sizes and number of hypotheses. A basic intuition would be: if the cutoff is too large, then almost all of the hypotheses would pass the screening stage, which would make this step meaningless; if the cutoff is too small, though only a few number of true nulls would falsely pass the screening stage, some true non-nulls would be screened out if the signals aren't that strong.

Thus, following the structure of the BRFSS 2023, we set the number of participants in each subgroup at 1000, and set the number of hypotheses at 385, and try several cutoffs of p-value (0.001, 0.01, 0.025, 0.05, 0.1), also varying the number of replicable hypotheses (1, 50, 100, 150, 200, 250, 300, 350, 385) and the signal-to-noise ratio (a sequence from 0.5 to 5, with a common difference 0.1). The result (see Figure 1) shows that whatever the number of replicable hypotheses and signal-to-noise ratio, the power using 0.001 as the cutoff is always the lowest. But there's only trivial difference of power between choosing 0.01, 0.025, 0.05 or 0.1, and none of them consistently perform the best under different values of the number of replicable hypotheses and the signal-to-noise ratio.

We intend to control the FWER at level  $\alpha = 0.05$ . Therefore, we will apply Holm's procedure (Holm [1979]) on each lists of p-values of selected hypotheses at level  $\alpha/2 = 0.025$ . Accordingly, we choose 0.025 as our cutoff in the screening stage. In other words, if the p-value of one hypothesis given by the CMH test is smaller than 0.025, then this hypothesis will pass the screening step, otherwise, this will be screened out. After selecting a list of hypotheses from subgroup 1 from the candidate sets collection, we will test them on subgroup 2. Specifically, for each selected hypothesis, we calculate the p-value using the data from subgroup 2, in the same way as we did in the screening stage on subgroup 1, and utilize Holm's method at 0.025 to validate. Then, we will create a list of hypotheses from subgroup 2, including those selected from the candidate sets collection and generated by EDA, and validate on subgroup 1.

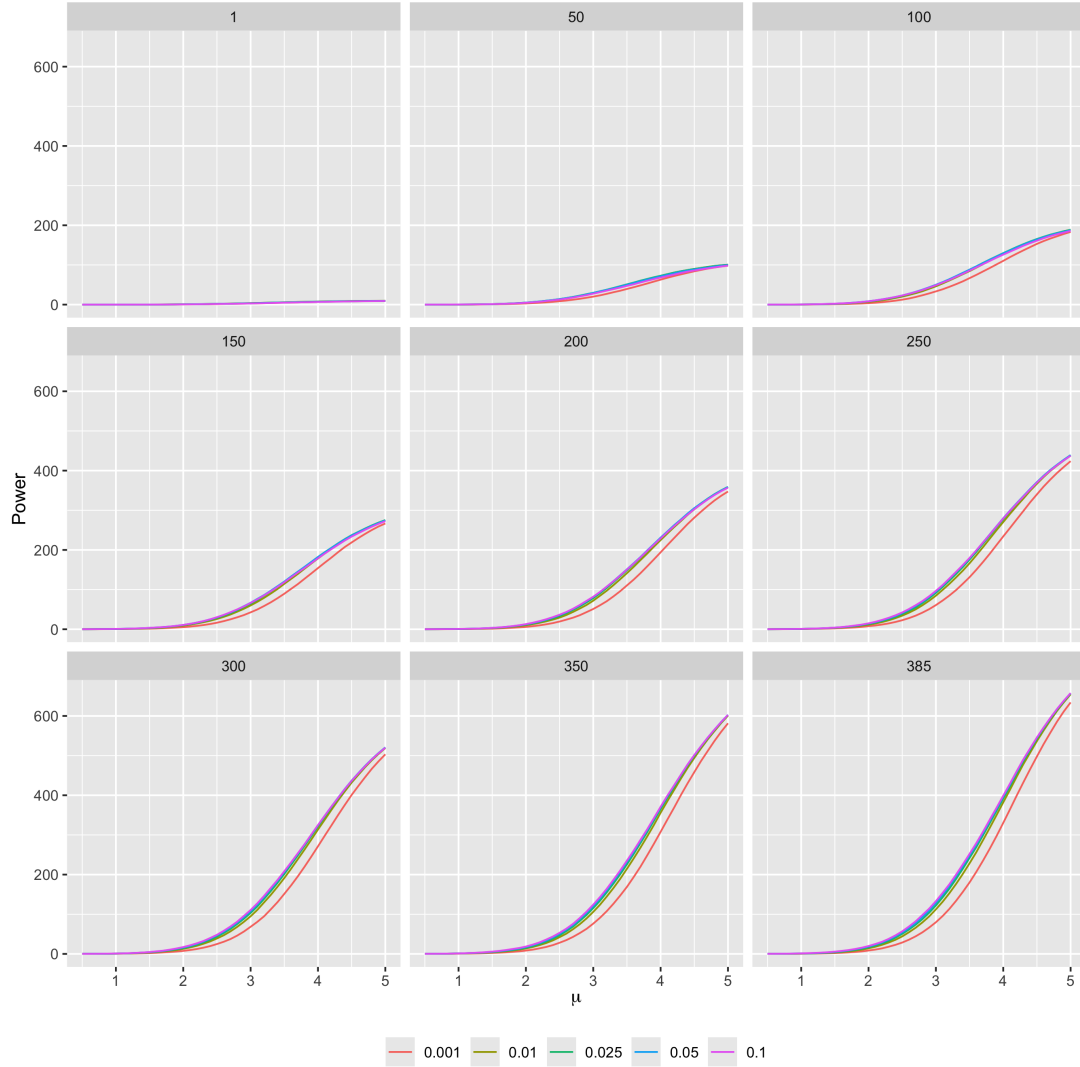


FIGURE 1. Simulation results of power with p-value cutoffs, number of replicable hypotheses and different signal-to-noise ratios.

*Note:* the  $x$  axis represents the signal-to-noise ratio, the  $y$  axis represents the power. The facet titles in the gray bars are numbers of replicable hypotheses.

Moreover, we need to determine whether it is more beneficial to conduct EDA on the smaller or larger sample. Simulation results in Bekerman's paper (in preparation) suggest that performing EDA on the smaller subgroup—in our case, participants living in blue states—is advantageous. We anticipate that incorporating data exploration within this subgroup will strengthen

our study’s overall design by enabling data-informed decision-making and facilitating the emergence of new hypotheses. This flexibility may allow us to identify more complex hypotheses or yield unexpected benefits. For example, we may explore alternative ways of grouping ACE categories, refine our criteria for encoding ACE items, or investigate potential effect modification.

**5.3. The high-risk group.** After employing data turnover, we define the group of combinations for which the global null is rejected, that is, at least in one subgroup, as the high-risk group; in other words, the relevant combinations of ACEs will be identified as placing individuals at higher risk of depression. The group is formed as the union of validated combinations from subgroup 1 and validated combinations from subgroup 2, and simultaneously, we can tell what combinations are replicable and are only validated on one subgroup. If any pre-specified hypotheses passes four tests - passes the screening stage in the first subgroup and the validation in the second subgroup, and also passes the screening stage in the second subgroup and the validation in the first subgroup - they will be deemed as replicable. For new hypotheses formulated in the EDA process, if they are validated in the other subgroup, related combinations will be in the high-risk group.

We also provide a parsimonious list without duplicating any set whose components are already on the list as a smaller set. In other words, if a combination A in the collection is the subset of another combination B, we will remove B from the collection. For example, if both hypotheses regarding *substance abuse* and *substance abuse + physical abuse* are rejected, only *substance abuse* will be included in the parsimonious list. Previous literature has confirmed that ACEs can have a cumulative effect: each additional type of adversity elevates the probability of unfavorable outcomes (Felitti et al. [1998]; Chapman et al. [2004]). Therefore, given this monotonicity assumption, the validation of combination A implies that combination B increases the odds ratio of depression.

In terms of replicable findings, other than combinations simultaneously rejected in both subgroups, we also include the combination of non-duplicate components from two different combinations respectively rejected in each subgroup, if this combination has not been contained, based on the monotonicity assumption. For example, if *substance abuse* is rejected on subgroup 1, but *substance abuse + physical abuse* is not (which does not make sense in real-world scenario

but may happen due to some statistical reasons), and only *substance abuse + physical abuse* is rejected on subgroup 2, then *substance abuse + physical abuse* will be deemed replicable.

The following tree diagrams (Figure 2, 3) makes things clear visually. We organize the ACE combinations in a tree structure, where each layer represents combinations of 1, 2, 3, or 4 ACE items, with each node corresponding to a unique combination. If a combination is rejected in the first subgroup, a yellow checkmark is placed at the top-left corner of the node, while a green checkmark appears at the bottom-right corner if the combination is rejected in the second subgroup. According to the monotonicity assumption, if a node is marked with either a yellow or green check, the entire subtree beneath that node inherits the same mark. Additionally, it's important to note that identical combinations may appear in different subtrees within the same layer. If a combination node is marked in one subtree, all nodes with the same combination in other subtrees will be similarly marked. Ultimately, a combination node that is marked with checkmarks from both subgroups represents a replicable finding. In constructing the parsimonious list, we prioritize nodes from top to bottom, truncating any subtrees of replicable nodes as they are considered finalized, thus preventing redundant checks for combinations that have already been deemed replicable.

In Example 1 (Figure 2), only *substance abuse* is rejected in subgroup 1, and this node is marked with a yellow checkmark. In contrast, only the combination *substance abuse + physical abuse* is rejected in subgroup 2, with a green checkmark placed on this node. Moving to the second layer, all nodes in the subtree of *substance abuse* inherit the yellow checkmark. As a result, the combination *substance abuse + physical abuse* is marked with both checkmarks and is considered replicable. Simultaneously, the subtrees of *substance abuse + physical abuse* are truncated, meaning that any combinations containing substance abuse and physical abuse are no longer considered for further evaluation. In Example 2 (Figure 3), only *sexual abuse* is rejected in subgroup 1, while only *physical abuse* is rejected in subgroup 2. Following the rules of placing checkmarks, *sexual abuse + verbal abuse* has two checkmarks and is deemed replicable. Also, the subtrees of *sexual abuse + verbal abuse* are truncated.

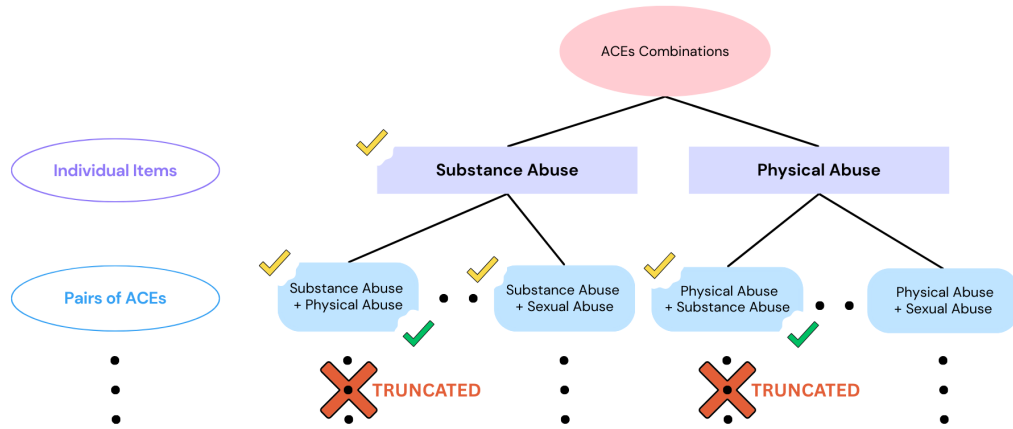


FIGURE 2. Tree Diagram: Example 1

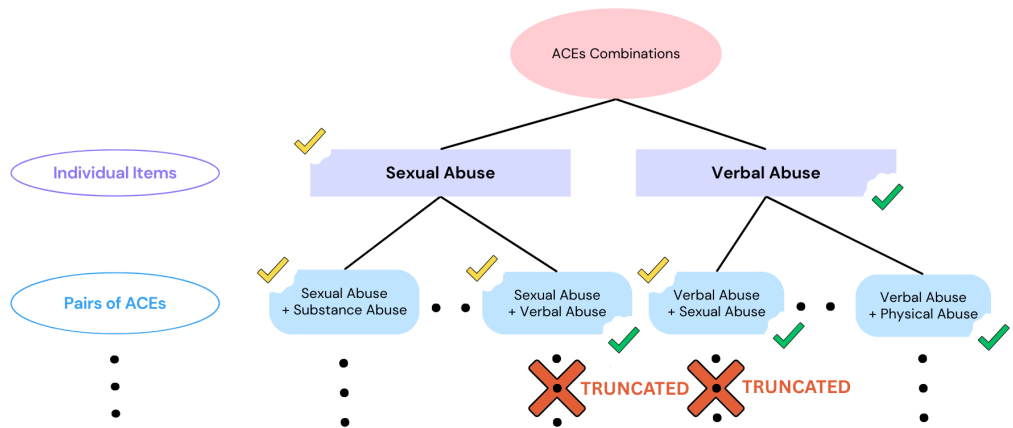


FIGURE 3. Tree Diagram: Example 2

## REFERENCES

- Robert F Anda, Charles L Whitfield, Vincent J Felitti, Daniel Chapman, Valerie J Edwards, Shanta R Dube, and David F Williamson. Adverse childhood experiences, alcoholic parents, and later risk of alcoholism and depression. *Psychiatric services*, 53(8):1001–1009, 2002.
- Robert F Anda, Vincent J Felitti, J Douglas Bremner, John D Walker, CH Whitfield, Bruce D Perry, Sh R Dube, and Wayne H Giles. The enduring effects of abuse and related adverse experiences in childhood: A convergence of evidence from neurobiology and epidemiology. *European archives of psychiatry and clinical neuroscience*, 256:174–186, 2006.
- William Bekerman, Marina Bogomolov, Ruth Heller, Matthew Spivey, Kevin G Lynch, David W Oslin, and Dylan S Small. Protocol for an observational study on the effects of paternal alcohol use disorder on children’s later life outcomes. *arXiv preprint arXiv:2412.15535*, 2024a.
- William Bekerman, Abhinandan Dalal, Carlo del Ninno, and Dylan S Small. Planning for gold: Sample splitting for valid powerful design of observational studies. *arXiv preprint arXiv:2406.00866*, 2024b.
- Nandita Bhan, M Maria Glymour, Ichiro Kawachi, and SV4212798 Subramanian. Childhood adversity and asthma prevalence: evidence from 10 us states (2009–2011). *BMJ Open Respiratory Research*, 1(1):e000016, 2014.
- Marina Bogomolov and Ruth Heller. Replicability across multiple studies. *Statistical Science*, 38(4):602–620, 2023.
- Daniel P Chapman, Charles L Whitfield, Vincent J Felitti, Shanta R Dube, Valerie J Edwards, and Robert F Anda. Adverse childhood experiences and the risk of depressive disorders in adulthood. *Journal of affective disorders*, 82(2):217–225, 2004.
- David R Cox. A note on data-splitting for the evaluation of significance levels. *Biometrika*, pages 441–444, 1975.
- David Roxbee Cox. Planning of experiments. 1958.
- Maxia Dong, Robert F Anda, Vincent J Felitti, Shanta R Dube, David F Williamson, Theodore J Thompson, Clifton M Loo, and Wayne H Giles. The interrelatedness of multiple forms of childhood abuse, neglect, and household dysfunction. *Child abuse & neglect*, 28(7):771–784, 2004.

- Shanta R Dube, Vincent J Felitti, Maxia Dong, Wayne H Giles, and Robert F Anda. The impact of adverse childhood experiences on health problems: evidence from four birth cohorts dating back to 1900. *Preventive medicine*, 37(3):268–277, 2003.
- Vincent J Felitti. The relationship of adverse childhood experiences to adult health: Turning gold into lead/belastungen in der kindheit und gesundheit im erwachsenenalter: die verwandlung von gold in blei. *Zeitschrift für Psychosomatische Medizin und Psychotherapie*, 48(4):359–369, 2002.
- Vincent J Felitti, Robert F Anda, Dale Nordenberg, David F Williamson, Alison M Spitz, Valerie Edwards, and James S Marks. Relationship of childhood abuse and household dysfunction to many of the leading causes of death in adults: The adverse childhood experiences (ace) study. *American journal of preventive medicine*, 14(4):245–258, 1998.
- Michael Fitzgerald and Alex Bishop. Challenging the use of the overall adverse childhood experiences (aces) score: Comparing total aces, maltreatment, and household dysfunction on mental health problems among white, african american, and native american women under correctional control. *American Journal of Orthopsychiatry*, 2024.
- Centers for Disease Control and Prevention. Leading causes of death and injury: Ten leading causes of death and injury, united states. Technical report, Centers for Disease Control and Prevention, 2017.
- Center for Youth Wellness. A hidden crisis: Findings on adverse childhood experiences in california. Technical report, Center for Youth Wellness, 2014.
- Leah K Gilbert, Matthew J Breiding, Melissa T Merrick, William W Thompson, Derek C Ford, Satvinder S Dhingra, and Sharyn E Parks. Childhood adversity and adult chronic disease: an update from ten states and the district of columbia, 2010. *American journal of preventive medicine*, 48(3):345–349, 2015.
- Ruth Heller, Paul R Rosenbaum, and Dylan S Small. Split samples and design sensitivity in observational studies. *Journal of the American Statistical Association*, 104(487):1090–1101, 2009.
- Susan D Hillis, Robert F Anda, Shanta R Dube, Vincent J Felitti, Polly A Marchbanks, and James S Marks. The association between adverse childhood experiences and adolescent pregnancy, long-term psychosocial consequences, and fetal death. *Pediatrics*, 113(2):320–327, 2004.



- Sture Holm. A simple sequentially rejective multiple test procedure. *Scandinavian journal of statistics*, pages 65–70, 1979.
- Karen Hughes, Mark A Bellis, Katherine A Hardcastle, Dinesh Sethi, Alexander Butchart, Christopher Mikton, Lisa Jones, and Michael P Dunne. The effect of multiple adverse childhood experiences on health: a systematic review and meta-analysis. *The Lancet public health*, 2(8):e356–e366, 2017.
- Bikram Karmakar, Benjamin French, and Dylan S Small. Integrating the evidence from evidence factors in observational studies. *Biometrika*, 106(2):353–367, 2019.
- Melissa T Merrick. Vital signs: estimated proportion of adult health problems attributable to adverse childhood experiences and implications for prevention—25 states, 2015–2017. *MMWR. Morbidity and mortality weekly report*, 68, 2019.
- Paul R Rosenbaum. The consequences of adjustment for a concomitant variable that has been affected by the treatment. *Journal of the Royal Statistical Society Series A: Statistics in Society*, 147(5):656–666, 1984.
- Paul R Rosenbaum. Replicating effects and biases. *The american statistician*, 55(3):223–227, 2001.
- Paul R Rosenbaum. How to see more in observational studies: Some new quasi-experimental devices. *Annual Review of Statistics and Its Application*, 2(1):21–48, 2015.
- Samrat Roy, Marina Bogomolov, Ruth Heller, Amy M Claridge, Tishra Beeson, and Dylan S Small. Protocol for an observational study on the effects of giving births from unintended pregnancies on later life physical and mental health. *arXiv preprint arXiv:2210.05169*, 2022.
- Jeffrey H Silber, Joseph G Reiter, Paul R Rosenbaum, Qingyuan Zhao, Dylan S Small, Bijan A Niknam, Alexander S Hill, Lauren L Hochman, Rachel R Kelz, and Lee A Fleisher. Defining multimorbidity in older surgical patients. *Medical care*, 56(8):701–710, 2018.
- C Ulke, T Fleischer, H Muehlan, L Altweck, S Hahm, H Glaesmer, Jörg M Fegert, M Zenger, HJ Grabe, S Schmidt, et al. Socio-political context as determinant of childhood maltreatment: a population-based study among women and men in east and west germany. *Epidemiology and Psychiatric Sciences*, 30:e72, 2021.
- Geetha M Waehrer, Ted R Miller, Sara C Silverio Marques, Debora L Oh, and Nadine Burke Harris. Disease burden of adverse childhood experiences across 14 states. *PLoS one*, 15(1):e0226134, 2020.

- David F Williamson, Theodore J Thompson, Robert F Anda, William H Dietz, and Vincent Felitti. Body weight and obesity in adults and self-reported abuse in childhood. *International journal of obesity*, 26(8):1075–1082, 2002.
- Qingyuan Zhao, Dylan S Small, and Paul R Rosenbaum. Cross-screening in observational studies that test many hypotheses. *Journal of the American Statistical Association*, 113(523):1070–1084, 2018.

## APPENDIX A. CANDIDATE SETS OF ACES (VARIABLE NAMES USED)

We consider all quadruples of ACES categories, all triples of ACES categories, all pairs of ACES categories, and all individual ACES category and form this candidate sets of ACES.

TABLE 3. Candidate sets of ACES

	Item.1	Item.2	Item.3	Item.4
1	ACESUB			
2	ACEPRISN			
3	ACEDIVRC			
4	ACEPUNCH			
5	ACEHURT1			
6	ACESWEAR			
7	ACESEX			
8	ACEADSAF			
9	ACEADNED			
10	ACEDEPRS			
11	ACESUB	ACEPRISN		
12	ACESUB	ACEDIVRC		
13	ACESUB	ACEPUNCH		
14	ACESUB	ACEHURT1		
15	ACESUB	ACESWEAR		
16	ACESUB	ACESEX		
17	ACESUB	ACEADSAF		
18	ACESUB	ACEADNED		
19	ACESUB	ACEDEPRS		
20	ACEPRISN	ACEDIVRC		
21	ACEPRISN	ACEPUNCH		
22	ACEPRISN	ACEHURT1		
23	ACEPRISN	ACESWEAR		
24	ACEPRISN	ACESEX		
25	ACEPRISN	ACEADSAF		

	Item.1	Item.2	Item.3	Item.4
26	ACEPRISN	ACEADNED		
27	ACEPRISN	ACEDEPRS		
28	ACEDIVRC	ACEPUNCH		
29	ACEDIVRC	ACEHURT1		
30	ACEDIVRC	ACESWEAR		
31	ACEDIVRC	ACESEX		
32	ACEDIVRC	ACEADSAF		
33	ACEDIVRC	ACEADNED		
34	ACEDIVRC	ACEDEPRS		
35	ACEPUNCH	ACEHURT1		
36	ACEPUNCH	ACESWEAR		
37	ACEPUNCH	ACESEX		
38	ACEPUNCH	ACEADSAF		
39	ACEPUNCH	ACEADNED		
40	ACEPUNCH	ACEDEPRS		
41	ACEHURT1	ACESWEAR		
42	ACEHURT1	ACESEX		
43	ACEHURT1	ACEADSAF		
44	ACEHURT1	ACEADNED		
45	ACEHURT1	ACEDEPRS		
46	ACESWEAR	ACESEX		
47	ACESWEAR	ACEADSAF		
48	ACESWEAR	ACEADNED		
49	ACESWEAR	ACEDEPRS		
50	ACESEX	ACEADSAF		
51	ACESEX	ACEADNED		
52	ACESEX	ACEDEPRS		
53	ACEADSAF	ACEADNED		
54	ACEADSAF	ACEDEPRS		
55	ACEADNED	ACEDEPRS		

	Item.1	Item.2	Item.3	Item.4
56	ACESUB	ACEPRISN	ACEDIVRC	
57	ACESUB	ACEPRISN	ACEPUNCH	
58	ACESUB	ACEPRISN	ACEHURT1	
59	ACESUB	ACEPRISN	ACESWEAR	
60	ACESUB	ACEPRISN	ACESEX	
61	ACESUB	ACEPRISN	ACEADSAF	
62	ACESUB	ACEPRISN	ACEADNED	
63	ACESUB	ACEPRISN	ACEDEPRS	
64	ACESUB	ACEDIVRC	ACEPUNCH	
65	ACESUB	ACEDIVRC	ACEHURT1	
66	ACESUB	ACEDIVRC	ACESWEAR	
67	ACESUB	ACEDIVRC	ACESEX	
68	ACESUB	ACEDIVRC	ACEADSAF	
69	ACESUB	ACEDIVRC	ACEADNED	
70	ACESUB	ACEDIVRC	ACEDEPRS	
71	ACESUB	ACEPUNCH	ACEHURT1	
72	ACESUB	ACEPUNCH	ACESWEAR	
73	ACESUB	ACEPUNCH	ACESEX	
74	ACESUB	ACEPUNCH	ACEADSAF	
75	ACESUB	ACEPUNCH	ACEADNED	
76	ACESUB	ACEPUNCH	ACEDEPRS	
77	ACESUB	ACEHURT1	ACESWEAR	
78	ACESUB	ACEHURT1	ACESEX	
79	ACESUB	ACEHURT1	ACEADSAF	
80	ACESUB	ACEHURT1	ACEADNED	
81	ACESUB	ACEHURT1	ACEDEPRS	
82	ACESUB	ACESWEAR	ACESEX	
83	ACESUB	ACESWEAR	ACEADSAF	
84	ACESUB	ACESWEAR	ACEADNED	
85	ACESUB	ACESWEAR	ACEDEPRS	

	Item.1	Item.2	Item.3	Item.4
86	ACESUB	ACESEX	ACEADSAF	
87	ACESUB	ACESEX	ACEADNED	
88	ACESUB	ACESEX	ACEDEPRS	
89	ACESUB	ACEADSAF	ACEADNED	
90	ACESUB	ACEADSAF	ACEDEPRS	
91	ACESUB	ACEADNED	ACEDEPRS	
92	ACEPRISN	ACEDIVRC	ACEPUNCH	
93	ACEPRISN	ACEDIVRC	ACEHURT1	
94	ACEPRISN	ACEDIVRC	ACESWEAR	
95	ACEPRISN	ACEDIVRC	ACESEX	
96	ACEPRISN	ACEDIVRC	ACEADSAF	
97	ACEPRISN	ACEDIVRC	ACEADNED	
98	ACEPRISN	ACEDIVRC	ACEDEPRS	
99	ACEPRISN	ACEPUNCH	ACEHURT1	
100	ACEPRISN	ACEPUNCH	ACESWEAR	
101	ACEPRISN	ACEPUNCH	ACESEX	
102	ACEPRISN	ACEPUNCH	ACEADSAF	
103	ACEPRISN	ACEPUNCH	ACEADNED	
104	ACEPRISN	ACEPUNCH	ACEDEPRS	
105	ACEPRISN	ACEHURT1	ACESWEAR	
106	ACEPRISN	ACEHURT1	ACESEX	
107	ACEPRISN	ACEHURT1	ACEADSAF	
108	ACEPRISN	ACEHURT1	ACEADNED	
109	ACEPRISN	ACEHURT1	ACEDEPRS	
110	ACEPRISN	ACESWEAR	ACESEX	
111	ACEPRISN	ACESWEAR	ACEADSAF	
112	ACEPRISN	ACESWEAR	ACEADNED	
113	ACEPRISN	ACESWEAR	ACEDEPRS	
114	ACEPRISN	ACESEX	ACEADSAF	
115	ACEPRISN	ACESEX	ACEADNED	

	Item.1	Item.2	Item.3	Item.4
116	ACEPRISN	ACESEX	ACEDEPRS	
117	ACEPRISN	ACEADSAF	ACEADNED	
118	ACEPRISN	ACEADSAF	ACEDEPRS	
119	ACEPRISN	ACEADNED	ACEDEPRS	
120	ACEDIVRC	ACEPUNCH	ACEHURT1	
121	ACEDIVRC	ACEPUNCH	ACESWEAR	
122	ACEDIVRC	ACEPUNCH	ACESEX	
123	ACEDIVRC	ACEPUNCH	ACEADSAF	
124	ACEDIVRC	ACEPUNCH	ACEADNED	
125	ACEDIVRC	ACEPUNCH	ACEDEPRS	
126	ACEDIVRC	ACEHURT1	ACESWEAR	
127	ACEDIVRC	ACEHURT1	ACESEX	
128	ACEDIVRC	ACEHURT1	ACEADSAF	
129	ACEDIVRC	ACEHURT1	ACEADNED	
130	ACEDIVRC	ACEHURT1	ACEDEPRS	
131	ACEDIVRC	ACESWEAR	ACESEX	
132	ACEDIVRC	ACESWEAR	ACEADSAF	
133	ACEDIVRC	ACESWEAR	ACEADNED	
134	ACEDIVRC	ACESWEAR	ACEDEPRS	
135	ACEDIVRC	ACESEX	ACEADSAF	
136	ACEDIVRC	ACESEX	ACEADNED	
137	ACEDIVRC	ACESEX	ACEDEPRS	
138	ACEDIVRC	ACEADSAF	ACEADNED	
139	ACEDIVRC	ACEADSAF	ACEDEPRS	
140	ACEDIVRC	ACEADNED	ACEDEPRS	
141	ACEPUNCH	ACEHURT1	ACESWEAR	
142	ACEPUNCH	ACEHURT1	ACESEX	
143	ACEPUNCH	ACEHURT1	ACEADSAF	
144	ACEPUNCH	ACEHURT1	ACEADNED	
145	ACEPUNCH	ACEHURT1	ACEDEPRS	

	Item.1	Item.2	Item.3	Item.4
146	ACEPUNCH	ACESWEAR	ACESEX	
147	ACEPUNCH	ACESWEAR	ACEADSAF	
148	ACEPUNCH	ACESWEAR	ACEADNED	
149	ACEPUNCH	ACESWEAR	ACEDEPRS	
150	ACEPUNCH	ACESEX	ACEADSAF	
151	ACEPUNCH	ACESEX	ACEADNED	
152	ACEPUNCH	ACESEX	ACEDEPRS	
153	ACEPUNCH	ACEADSAF	ACEADNED	
154	ACEPUNCH	ACEADSAF	ACEDEPRS	
155	ACEPUNCH	ACEADNED	ACEDEPRS	
156	ACEHURT1	ACESWEAR	ACESEX	
157	ACEHURT1	ACESWEAR	ACEADSAF	
158	ACEHURT1	ACESWEAR	ACEADNED	
159	ACEHURT1	ACESWEAR	ACEDEPRS	
160	ACEHURT1	ACESEX	ACEADSAF	
161	ACEHURT1	ACESEX	ACEADNED	
162	ACEHURT1	ACESEX	ACEDEPRS	
163	ACEHURT1	ACEADSAF	ACEADNED	
164	ACEHURT1	ACEADSAF	ACEDEPRS	
165	ACEHURT1	ACEADNED	ACEDEPRS	
166	ACESWEAR	ACESEX	ACEADSAF	
167	ACESWEAR	ACESEX	ACEADNED	
168	ACESWEAR	ACESEX	ACEDEPRS	
169	ACESWEAR	ACEADSAF	ACEADNED	
170	ACESWEAR	ACEADSAF	ACEDEPRS	
171	ACESWEAR	ACEADNED	ACEDEPRS	
172	ACESEX	ACEADSAF	ACEADNED	
173	ACESEX	ACEADSAF	ACEDEPRS	
174	ACESEX	ACEADNED	ACEDEPRS	
175	ACEADSAF	ACEADNED	ACEDEPRS	



	Item.1	Item.2	Item.3	Item.4
176	ACESUB	ACEPRISN	ACEDIVRC	ACEPUNCH
177	ACESUB	ACEPRISN	ACEDIVRC	ACEHURT1
178	ACESUB	ACEPRISN	ACEDIVRC	ACESWEAR
179	ACESUB	ACEPRISN	ACEDIVRC	ACESEX
180	ACESUB	ACEPRISN	ACEDIVRC	ACEADSAF
181	ACESUB	ACEPRISN	ACEDIVRC	ACEADNED
182	ACESUB	ACEPRISN	ACEDIVRC	ACEDEPRS
183	ACESUB	ACEPRISN	ACEPUNCH	ACEHURT1
184	ACESUB	ACEPRISN	ACEPUNCH	ACESWEAR
185	ACESUB	ACEPRISN	ACEPUNCH	ACESEX
186	ACESUB	ACEPRISN	ACEPUNCH	ACEADSAF
187	ACESUB	ACEPRISN	ACEPUNCH	ACEADNED
188	ACESUB	ACEPRISN	ACEPUNCH	ACEDEPRS
189	ACESUB	ACEPRISN	ACEHURT1	ACESWEAR
190	ACESUB	ACEPRISN	ACEHURT1	ACESEX
191	ACESUB	ACEPRISN	ACEHURT1	ACEADSAF
192	ACESUB	ACEPRISN	ACEHURT1	ACEADNED
193	ACESUB	ACEPRISN	ACEHURT1	ACEDEPRS
194	ACESUB	ACEPRISN	ACESWEAR	ACESEX
195	ACESUB	ACEPRISN	ACESWEAR	ACEADSAF
196	ACESUB	ACEPRISN	ACESWEAR	ACEADNED
197	ACESUB	ACEPRISN	ACESWEAR	ACEDEPRS
198	ACESUB	ACEPRISN	ACESEX	ACEADSAF
199	ACESUB	ACEPRISN	ACESEX	ACEADNED
200	ACESUB	ACEPRISN	ACESEX	ACEDEPRS
201	ACESUB	ACEPRISN	ACEADSAF	ACEADNED
202	ACESUB	ACEPRISN	ACEADSAF	ACEDEPRS
203	ACESUB	ACEPRISN	ACEADNED	ACEDEPRS
204	ACESUB	ACEDIVRC	ACEPUNCH	ACEHURT1
205	ACESUB	ACEDIVRC	ACEPUNCH	ACESWEAR

	Item.1	Item.2	Item.3	Item.4
206	ACESUB	ACEDIVRC	ACEPUNCH	ACESEX
207	ACESUB	ACEDIVRC	ACEPUNCH	ACEADSAF
208	ACESUB	ACEDIVRC	ACEPUNCH	ACEADNED
209	ACESUB	ACEDIVRC	ACEPUNCH	ACEDEPRS
210	ACESUB	ACEDIVRC	ACEHURT1	ACESWEAR
211	ACESUB	ACEDIVRC	ACEHURT1	ACESEX
212	ACESUB	ACEDIVRC	ACEHURT1	ACEADSAF
213	ACESUB	ACEDIVRC	ACEHURT1	ACEADNED
214	ACESUB	ACEDIVRC	ACEHURT1	ACEDEPRS
215	ACESUB	ACEDIVRC	ACESWEAR	ACESEX
216	ACESUB	ACEDIVRC	ACESWEAR	ACEADSAF
217	ACESUB	ACEDIVRC	ACESWEAR	ACEADNED
218	ACESUB	ACEDIVRC	ACESWEAR	ACEDEPRS
219	ACESUB	ACEDIVRC	ACESEX	ACEADSAF
220	ACESUB	ACEDIVRC	ACESEX	ACEADNED
221	ACESUB	ACEDIVRC	ACESEX	ACEDEPRS
222	ACESUB	ACEDIVRC	ACEADSAF	ACEADNED
223	ACESUB	ACEDIVRC	ACEADSAF	ACEDEPRS
224	ACESUB	ACEDIVRC	ACEADNED	ACEDEPRS
225	ACESUB	ACEPUNCH	ACEHURT1	ACESWEAR
226	ACESUB	ACEPUNCH	ACEHURT1	ACESEX
227	ACESUB	ACEPUNCH	ACEHURT1	ACEADSAF
228	ACESUB	ACEPUNCH	ACEHURT1	ACEADNED
229	ACESUB	ACEPUNCH	ACEHURT1	ACEDEPRS
230	ACESUB	ACEPUNCH	ACESWEAR	ACESEX
231	ACESUB	ACEPUNCH	ACESWEAR	ACEADSAF
232	ACESUB	ACEPUNCH	ACESWEAR	ACEADNED
233	ACESUB	ACEPUNCH	ACESWEAR	ACEDEPRS
234	ACESUB	ACEPUNCH	ACESEX	ACEADSAF
235	ACESUB	ACEPUNCH	ACESEX	ACEADNED

	Item.1	Item.2	Item.3	Item.4
236	ACESUB	ACEPUNCH	ACESEX	ACEDEPRS
237	ACESUB	ACEPUNCH	ACEADSAF	ACEADNED
238	ACESUB	ACEPUNCH	ACEADSAF	ACEDEPRS
239	ACESUB	ACEPUNCH	ACEADNED	ACEDEPRS
240	ACESUB	ACEHURT1	ACESWEAR	ACESEX
241	ACESUB	ACEHURT1	ACESWEAR	ACEADSAF
242	ACESUB	ACEHURT1	ACESWEAR	ACEADNED
243	ACESUB	ACEHURT1	ACESWEAR	ACEDEPRS
244	ACESUB	ACEHURT1	ACESEX	ACEADSAF
245	ACESUB	ACEHURT1	ACESEX	ACEADNED
246	ACESUB	ACEHURT1	ACESEX	ACEDEPRS
247	ACESUB	ACEHURT1	ACEADSAF	ACEADNED
248	ACESUB	ACEHURT1	ACEADSAF	ACEDEPRS
249	ACESUB	ACEHURT1	ACEADNED	ACEDEPRS
250	ACESUB	ACESWEAR	ACESEX	ACEADSAF
251	ACESUB	ACESWEAR	ACESEX	ACEADNED
252	ACESUB	ACESWEAR	ACESEX	ACEDEPRS
253	ACESUB	ACESWEAR	ACEADSAF	ACEADNED
254	ACESUB	ACESWEAR	ACEADSAF	ACEDEPRS
255	ACESUB	ACESWEAR	ACEADNED	ACEDEPRS
256	ACESUB	ACESEX	ACEADSAF	ACEADNED
257	ACESUB	ACESEX	ACEADSAF	ACEDEPRS
258	ACESUB	ACESEX	ACEADNED	ACEDEPRS
259	ACESUB	ACEADSAF	ACEADNED	ACEDEPRS
260	ACEPRISN	ACEDIVRC	ACEPUNCH	ACEHURT1
261	ACEPRISN	ACEDIVRC	ACEPUNCH	ACESWEAR
262	ACEPRISN	ACEDIVRC	ACEPUNCH	ACESEX
263	ACEPRISN	ACEDIVRC	ACEPUNCH	ACEADSAF
264	ACEPRISN	ACEDIVRC	ACEPUNCH	ACEADNED
265	ACEPRISN	ACEDIVRC	ACEPUNCH	ACEDEPRS

	Item.1	Item.2	Item.3	Item.4
266	ACEPRISN	ACEDIVRC	ACEHURT1	ACESWEAR
267	ACEPRISN	ACEDIVRC	ACEHURT1	ACESEX
268	ACEPRISN	ACEDIVRC	ACEHURT1	ACEADSAF
269	ACEPRISN	ACEDIVRC	ACEHURT1	ACEADNED
270	ACEPRISN	ACEDIVRC	ACEHURT1	ACEDEPRS
271	ACEPRISN	ACEDIVRC	ACESWEAR	ACESEX
272	ACEPRISN	ACEDIVRC	ACESWEAR	ACEADSAF
273	ACEPRISN	ACEDIVRC	ACESWEAR	ACEADNED
274	ACEPRISN	ACEDIVRC	ACESWEAR	ACEDEPRS
275	ACEPRISN	ACEDIVRC	ACESEX	ACEADSAF
276	ACEPRISN	ACEDIVRC	ACESEX	ACEADNED
277	ACEPRISN	ACEDIVRC	ACESEX	ACEDEPRS
278	ACEPRISN	ACEDIVRC	ACEADSAF	ACEADNED
279	ACEPRISN	ACEDIVRC	ACEADSAF	ACEDEPRS
280	ACEPRISN	ACEDIVRC	ACEADNED	ACEDEPRS
281	ACEPRISN	ACEPUNCH	ACEHURT1	ACESWEAR
282	ACEPRISN	ACEPUNCH	ACEHURT1	ACESEX
283	ACEPRISN	ACEPUNCH	ACEHURT1	ACEADSAF
284	ACEPRISN	ACEPUNCH	ACEHURT1	ACEADNED
285	ACEPRISN	ACEPUNCH	ACEHURT1	ACEDEPRS
286	ACEPRISN	ACEPUNCH	ACESWEAR	ACESEX
287	ACEPRISN	ACEPUNCH	ACESWEAR	ACEADSAF
288	ACEPRISN	ACEPUNCH	ACESWEAR	ACEADNED
289	ACEPRISN	ACEPUNCH	ACESWEAR	ACEDEPRS
290	ACEPRISN	ACEPUNCH	ACESEX	ACEADSAF
291	ACEPRISN	ACEPUNCH	ACESEX	ACEADNED
292	ACEPRISN	ACEPUNCH	ACESEX	ACEDEPRS
293	ACEPRISN	ACEPUNCH	ACEADSAF	ACEADNED
294	ACEPRISN	ACEPUNCH	ACEADSAF	ACEDEPRS
295	ACEPRISN	ACEPUNCH	ACEADNED	ACEDEPRS

	Item.1	Item.2	Item.3	Item.4
296	ACEPRISN	ACEHURT1	ACESWEAR	ACESEX
297	ACEPRISN	ACEHURT1	ACESWEAR	ACEADSAF
298	ACEPRISN	ACEHURT1	ACESWEAR	ACEADNED
299	ACEPRISN	ACEHURT1	ACESWEAR	ACEDEPRS
300	ACEPRISN	ACEHURT1	ACESEX	ACEADSAF
301	ACEPRISN	ACEHURT1	ACESEX	ACEADNED
302	ACEPRISN	ACEHURT1	ACESEX	ACEDEPRS
303	ACEPRISN	ACEHURT1	ACEADSAF	ACEADNED
304	ACEPRISN	ACEHURT1	ACEADSAF	ACEDEPRS
305	ACEPRISN	ACEHURT1	ACEADNED	ACEDEPRS
306	ACEPRISN	ACESWEAR	ACESEX	ACEADSAF
307	ACEPRISN	ACESWEAR	ACESEX	ACEADNED
308	ACEPRISN	ACESWEAR	ACESEX	ACEDEPRS
309	ACEPRISN	ACESWEAR	ACEADSAF	ACEADNED
310	ACEPRISN	ACESWEAR	ACEADSAF	ACEDEPRS
311	ACEPRISN	ACESWEAR	ACEADNED	ACEDEPRS
312	ACEPRISN	ACESEX	ACEADSAF	ACEADNED
313	ACEPRISN	ACESEX	ACEADSAF	ACEDEPRS
314	ACEPRISN	ACESEX	ACEADNED	ACEDEPRS
315	ACEPRISN	ACEADSAF	ACEADNED	ACEDEPRS
316	ACEDIVRC	ACEPUNCH	ACEHURT1	ACESWEAR
317	ACEDIVRC	ACEPUNCH	ACEHURT1	ACESEX
318	ACEDIVRC	ACEPUNCH	ACEHURT1	ACEADSAF
319	ACEDIVRC	ACEPUNCH	ACEHURT1	ACEADNED
320	ACEDIVRC	ACEPUNCH	ACEHURT1	ACEDEPRS
321	ACEDIVRC	ACEPUNCH	ACESWEAR	ACESEX
322	ACEDIVRC	ACEPUNCH	ACESWEAR	ACEADSAF
323	ACEDIVRC	ACEPUNCH	ACESWEAR	ACEADNED
324	ACEDIVRC	ACEPUNCH	ACESWEAR	ACEDEPRS
325	ACEDIVRC	ACEPUNCH	ACESEX	ACEADSAF

	Item.1	Item.2	Item.3	Item.4
326	ACEDIVRC	ACEPUNCH	ACESEX	ACEADNED
327	ACEDIVRC	ACEPUNCH	ACESEX	ACEDEPRS
328	ACEDIVRC	ACEPUNCH	ACEADSAF	ACEADNED
329	ACEDIVRC	ACEPUNCH	ACEADSAF	ACEDEPRS
330	ACEDIVRC	ACEPUNCH	ACEADNED	ACEDEPRS
331	ACEDIVRC	ACEHURT1	ACESWEAR	ACESEX
332	ACEDIVRC	ACEHURT1	ACESWEAR	ACEADSAF
333	ACEDIVRC	ACEHURT1	ACESWEAR	ACEADNED
334	ACEDIVRC	ACEHURT1	ACESWEAR	ACEDEPRS
335	ACEDIVRC	ACEHURT1	ACESEX	ACEADSAF
336	ACEDIVRC	ACEHURT1	ACESEX	ACEADNED
337	ACEDIVRC	ACEHURT1	ACESEX	ACEDEPRS
338	ACEDIVRC	ACEHURT1	ACEADSAF	ACEADNED
339	ACEDIVRC	ACEHURT1	ACEADSAF	ACEDEPRS
340	ACEDIVRC	ACEHURT1	ACEADNED	ACEDEPRS
341	ACEDIVRC	ACESWEAR	ACESEX	ACEADSAF
342	ACEDIVRC	ACESWEAR	ACESEX	ACEADNED
343	ACEDIVRC	ACESWEAR	ACESEX	ACEDEPRS
344	ACEDIVRC	ACESWEAR	ACEADSAF	ACEADNED
345	ACEDIVRC	ACESWEAR	ACEADSAF	ACEDEPRS
346	ACEDIVRC	ACESWEAR	ACEADNED	ACEDEPRS
347	ACEDIVRC	ACESEX	ACEADSAF	ACEADNED
348	ACEDIVRC	ACESEX	ACEADSAF	ACEDEPRS
349	ACEDIVRC	ACESEX	ACEADNED	ACEDEPRS
350	ACEDIVRC	ACEADSAF	ACEADNED	ACEDEPRS
351	ACEPUNCH	ACEHURT1	ACESWEAR	ACESEX
352	ACEPUNCH	ACEHURT1	ACESWEAR	ACEADSAF
353	ACEPUNCH	ACEHURT1	ACESWEAR	ACEADNED
354	ACEPUNCH	ACEHURT1	ACESWEAR	ACEDEPRS
355	ACEPUNCH	ACEHURT1	ACESEX	ACEADSAF

	Item.1	Item.2	Item.3	Item.4
356	ACEPUNCH	ACEHURT1	ACESEX	ACEADNED
357	ACEPUNCH	ACEHURT1	ACESEX	ACEDEPRS
358	ACEPUNCH	ACEHURT1	ACEADSAF	ACEADNED
359	ACEPUNCH	ACEHURT1	ACEADSAF	ACEDEPRS
360	ACEPUNCH	ACEHURT1	ACEADNED	ACEDEPRS
361	ACEPUNCH	ACESWEAR	ACESEX	ACEADSAF
362	ACEPUNCH	ACESWEAR	ACESEX	ACEADNED
363	ACEPUNCH	ACESWEAR	ACESEX	ACEDEPRS
364	ACEPUNCH	ACESWEAR	ACEADSAF	ACEADNED
365	ACEPUNCH	ACESWEAR	ACEADSAF	ACEDEPRS
366	ACEPUNCH	ACESWEAR	ACEADNED	ACEDEPRS
367	ACEPUNCH	ACESEX	ACEADSAF	ACEADNED
368	ACEPUNCH	ACESEX	ACEADSAF	ACEDEPRS
369	ACEPUNCH	ACESEX	ACEADNED	ACEDEPRS
370	ACEPUNCH	ACEADSAF	ACEADNED	ACEDEPRS
371	ACEHURT1	ACESWEAR	ACESEX	ACEADSAF
372	ACEHURT1	ACESWEAR	ACESEX	ACEADNED
373	ACEHURT1	ACESWEAR	ACESEX	ACEDEPRS
374	ACEHURT1	ACESWEAR	ACEADSAF	ACEADNED
375	ACEHURT1	ACESWEAR	ACEADSAF	ACEDEPRS
376	ACEHURT1	ACESWEAR	ACEADNED	ACEDEPRS
377	ACEHURT1	ACESEX	ACEADSAF	ACEADNED
378	ACEHURT1	ACESEX	ACEADSAF	ACEDEPRS
379	ACEHURT1	ACESEX	ACEADNED	ACEDEPRS
380	ACEHURT1	ACEADSAF	ACEADNED	ACEDEPRS
381	ACESWEAR	ACESEX	ACEADSAF	ACEADNED
382	ACESWEAR	ACESEX	ACEADSAF	ACEDEPRS
383	ACESWEAR	ACESEX	ACEADNED	ACEDEPRS
384	ACESWEAR	ACEADSAF	ACEADNED	ACEDEPRS
385	ACESEX	ACEADSAF	ACEADNED	ACEDEPRS

## APPENDIX B. SAMPLE SIZES BY STRATUM IN EACH SUBGROUP

TABLE 4. Sample Sizes by Stratum in the **Blue** Subgroup

	Race/Ethnicity	Sex	Age	Sample Size
1	White, Non-Hispanic	Male	18-24	362
2	Black, Non-Hispanic	Male	18-24	61
3	Hispanic	Male	18-24	182
4	Other race, Non-Hispanic	Male	18-24	91
5	White, Non-Hispanic	Female	18-24	232
6	Black, Non-Hispanic	Female	18-24	63
7	Hispanic	Female	18-24	135
8	Other race, Non-Hispanic	Female	18-24	72
9	White, Non-Hispanic	Male	25-34	695
10	Black, Non-Hispanic	Male	25-34	82
11	Hispanic	Male	25-34	234
12	Other race, Non-Hispanic	Male	25-34	133
13	White, Non-Hispanic	Female	25-34	621
14	Black, Non-Hispanic	Female	25-34	99
15	Hispanic	Female	25-34	274
16	Other race, Non-Hispanic	Female	25-34	125
17	White, Non-Hispanic	Male	35-44	820
18	Black, Non-Hispanic	Male	35-44	103
19	Hispanic	Male	35-44	222
20	Other race, Non-Hispanic	Male	35-44	194
21	White, Non-Hispanic	Female	35-44	908
22	Black, Non-Hispanic	Female	35-44	157
23	Hispanic	Female	35-44	247
24	Other race, Non-Hispanic	Female	35-44	129
25	White, Non-Hispanic	Male	45-54	955
26	Black, Non-Hispanic	Male	45-54	135
27	Hispanic	Male	45-54	171



TABLE 4. Sample Sizes by Stratum in the **Blue** Subgroup (cont'd)

	Race/Ethnicity	Sex	Age	Sample Size
28	Other race, Non-Hispanic	Male	45-54	131
29	White, Non-Hispanic	Female	45-54	1212
30	Black, Non-Hispanic	Female	45-54	168
31	Hispanic	Female	45-54	206
32	Other race, Non-Hispanic	Female	45-54	151
33	White, Non-Hispanic	Male	55-64	1513
34	Black, Non-Hispanic	Male	55-64	141
35	Hispanic	Male	55-64	160
36	Other race, Non-Hispanic	Male	55-64	132
37	White, Non-Hispanic	Female	55-64	2054
38	Black, Non-Hispanic	Female	55-64	267
39	Hispanic	Female	55-64	171
40	Other race, Non-Hispanic	Female	55-64	110
41	White, Non-Hispanic	Male	65+	3688
42	Black, Non-Hispanic	Male	65+	260
43	Hispanic	Male	65+	118
44	Other race, Non-Hispanic	Male	65+	180
45	White, Non-Hispanic	Female	65+	4561
46	Black, Non-Hispanic	Female	65+	473
47	Hispanic	Female	65+	139
48	Other race, Non-Hispanic	Female	65+	169

TABLE 5. Sample Sizes by Stratum in the **Red** Subgroup

	Race/Ethnicity	Sex	Age	Sample Size
1	White, Non-Hispanic	Male	18-24	362
2	Black, Non-Hispanic	Male	18-24	61
3	Hispanic	Male	18-24	182
4	Other race, Non-Hispanic	Male	18-24	91

TABLE 5. Sample Sizes by Stratum in the **Red** Subgroup (cont'd)

	Race/Ethnicity	Sex	Age	Sample Size
5	White, Non-Hispanic	Female	18-24	232
6	Black, Non-Hispanic	Female	18-24	63
7	Hispanic	Female	18-24	135
8	Other race, Non-Hispanic	Female	18-24	72
9	White, Non-Hispanic	Male	25-34	695
10	Black, Non-Hispanic	Male	25-34	82
11	Hispanic	Male	25-34	234
12	Other race, Non-Hispanic	Male	25-34	133
13	White, Non-Hispanic	Female	25-34	621
14	Black, Non-Hispanic	Female	25-34	99
15	Hispanic	Female	25-34	274
16	Other race, Non-Hispanic	Female	25-34	125
17	White, Non-Hispanic	Male	35-44	820
18	Black, Non-Hispanic	Male	35-44	103
19	Hispanic	Male	35-44	222
20	Other race, Non-Hispanic	Male	35-44	194
21	White, Non-Hispanic	Female	35-44	908
22	Black, Non-Hispanic	Female	35-44	157
23	Hispanic	Female	35-44	247
24	Other race, Non-Hispanic	Female	35-44	129
25	White, Non-Hispanic	Male	45-54	955
26	Black, Non-Hispanic	Male	45-54	135
27	Hispanic	Male	45-54	171
28	Other race, Non-Hispanic	Male	45-54	131
29	White, Non-Hispanic	Female	45-54	1212
30	Black, Non-Hispanic	Female	45-54	168
31	Hispanic	Female	45-54	206
32	Other race, Non-Hispanic	Female	45-54	151
33	White, Non-Hispanic	Male	55-64	1513

TABLE 5. Sample Sizes by Stratum in the **Red** Subgroup (cont'd)

	Race/Ethnicity	Sex	Age	Sample Size
34	Black, Non-Hispanic	Male	55-64	141
35	Hispanic	Male	55-64	160
36	Other race, Non-Hispanic	Male	55-64	132
37	White, Non-Hispanic	Female	55-64	2054
38	Black, Non-Hispanic	Female	55-64	267
39	Hispanic	Female	55-64	171
40	Other race, Non-Hispanic	Female	55-64	110
41	White, Non-Hispanic	Male	65+	3688
42	Black, Non-Hispanic	Male	65+	260
43	Hispanic	Male	65+	118
44	Other race, Non-Hispanic	Male	65+	180
45	White, Non-Hispanic	Female	65+	4561
46	Black, Non-Hispanic	Female	65+	473
47	Hispanic	Female	65+	139
48	Other race, Non-Hispanic	Female	65+	169